

MTL/SEC/2024-25/14

Date: 30.05.2024

To,
The Secretary,
BSE Limited
Floor 25, P. J. Towers
Dalal Street
Mumbai- 400001 (MH)

Dear Sir/Madam,

SCRIP Code No.: 511768 (MASTERTR)

Subject: **GLIMPSE OF FINANCIAL PERFORMANCE AND HIGHLIGHTS FOR THE QUARTER AND YEAR ENDED MARCH 31, 2024.**

In pursuance to the provisions of Regulations 30 of SEBI (Listing Obligations and Disclosure Requirements) Regulations, 2015, please find attached herewith Glimpse of Financial Performance and highlights for the Quarter and Year ended March 31, 2024.

You are requested to take the above mentioned information on your records.

Thanking You

Yours Faithfully
For Master Trust Limited

Harjeet Singh Arora
Managing Director
DIN : 00063176

Encl.: as above

MASTER TRUST LIMITED

CIN : L65991PB1985PLC006414

Regd. Office: Master Chambers, SCO 19, 3rd Floor, Feroze Gandhi Market, Ludhiana, Punjab-141 001 • Tel.: 0161-5043500

Corporate Office: 1012, 10th Floor, Arunachal Building, 19, Barakhmba Road, New Delhi -110001 • Tel.: 011-42111000

E-mail: secretarial@mastertrust.co.in • Website: www.mastertrust.co.in

www.mastertrust.co.in



Q4 FY2023-2024

Highlights



- About mastertrust
- Snapshot
- Wide range of Trading & Investment Solutions
- Presence Across India
- Daily Average Trading Turnover
- Online & Offline Broking Share Ratio
- Financial Highlights
- Exploring Growth & Servicing Opportunities



mastertrust Group is one of India's leading diversified financial services conglomerate. It provides a broad range of financial products and services to individuals and corporates. Established in 1985, mastertrust Group has been driven by a vision to be a well-diversified financial shop for wealth creation and to be an ideal service provider in the domain of business.



About mastertrust

➤ Snapshot

Wide range of Trading & Investment Solutions

Presence Across India

Daily Average Trading Turnover

Online & Offline Broking Share Ratio

Financial Highlights

Exploring Growth & Servicing Opportunities





One of the leading Brokers in Indian Market



Offer Opportunities in wide range of Asset Classes



949+ Business Partners



1250+ Employees



39 Years of Professional Services



3,80,000 + Customers

About mastertrust

Snapshot

➤ Wide range of Trading & Investment Solutions

Presence Across India

Daily Average Trading Turnover

Online & Offline Broking Share Ratio

Financial Highlights

Exploring Growth & Servicing Opportunities



mastertrust offers a wide range of Wealth Products & Trading Solutions.

Online Trading

- Instant Trading & Demat Account
- Trading in Equity, Currency & Commodity
- Personalised Pricing Plans
- Reports & Analysis

Fixed Income Securities

- Tax Free bonds, PSU & Corporate Bonds, Sovereign Gold Bonds & Corporate FDs

Mutual Funds

- Access to Top Mutual Funds
- Expert Assistance
- Reports & Analysis

PMS

- Personalised Assistance
- In-House & Outsourced products
- Market & Research based products

Insurance

- Compare & Buy from the bucket of the leading Insurance products
- Life, Health & General Insurance

Structured Products

- Real estate funds & private equity

About mastertrust

Snapshot

Wide range of Trading & Investment Solutions

➤ Presence Across India

Daily Average Trading Turnover

Online & Offline Broking Share Ratio

Financial Highlights

Exploring Growth & Servicing Opportunities



Presence Across India

09

Andhra Pradesh

Assam

Bihar

Chandigarh

Chhattisgarh

Delhi

Gujarat

Haryana

Himachal Pradesh

Jammu and Kashmir

Jharkhand

Karnataka

Madhya Pradesh

Maharashtra

Orissa

Punjab

Rajasthan

Tamil Nadu

Telangana

Uttar Pradesh

Uttarakhand

West Bengal



About mastertrust

Snapshot

Wide range of Trading & Investment Solutions

Presence Across India

➤ Daily Average Trading Turnover

Online & Offline Broking Share Ratio

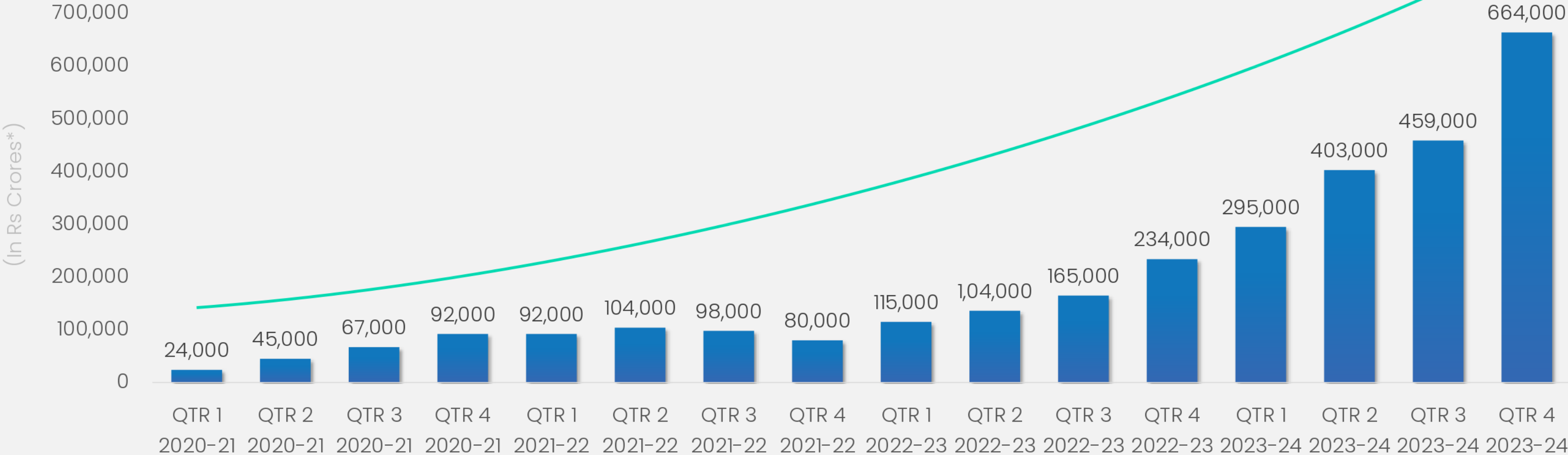
Financial Highlights

Exploring Growth & Servicing Opportunities



Daily Average Trading Turnover (QOQ)

In Daily Average Trading Turnover, the options turnover is based on Strike plus Premium basis



*Gross Value rounded off to '000

About mastertrust

Snapshot

Wide range of Trading & Investment Solutions

Presence Across India

Daily Average Trading Turnover

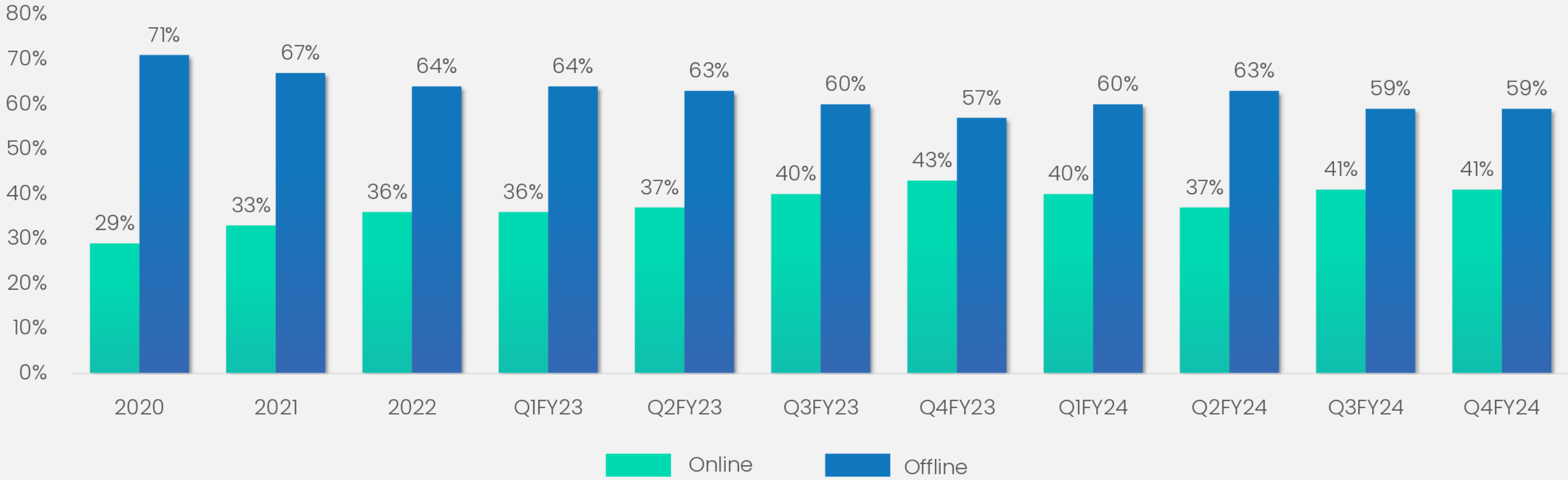
➤ Online & Offline Broking Share Ratio

Financial Highlights

Exploring Growth & Servicing Opportunities



Broking Share



About mastertrust

Snapshot

Wide range of Trading & Investment Solutions

Presence Across India

Daily Average Trading Turnover

Online & Offline Broking Share Ratio

➤ Financial Highlights

Exploring Growth & Servicing Opportunities



Consolidated Financial Highlights

15

(In Rs. Millions)

Particulars	Quarter Ended 31st March,2024	Quarter Ended 31st March,2023	Y-O-Y %
Total Income	1641.5	910.6	+80.3%
EBITDA	687.5	326.7	+110.4%
Profit Before Tax	517.9	215.9	+139.9%
Profit After Tax	378.7	166.5	+127.4%
EPS* (In Rs.)	17.4	7.7	+126.0%

*EPS is calculated on Face Value of Rs. 5 each per share.

Consolidated Financial Highlights

16

(In Rs. Millions)

Particulars	Quarter Ended 31 st March, 2024	Quarter Ended 31 st December, 2023	Q-O-Q %
Total Income	1641.5	1236.6	+32.7%
EBITDA	687.5	525.6	+30.8%
Profit Before Tax	517.9	366.4	+41.3%
Profit After Tax	378.7	277.4	+36.5%
EPS* (In Rs.)	17.4	12.8	+35.9%

*EPS is calculated on Face Value of Rs. 5 each per share.

Consolidated Financial Highlights

17

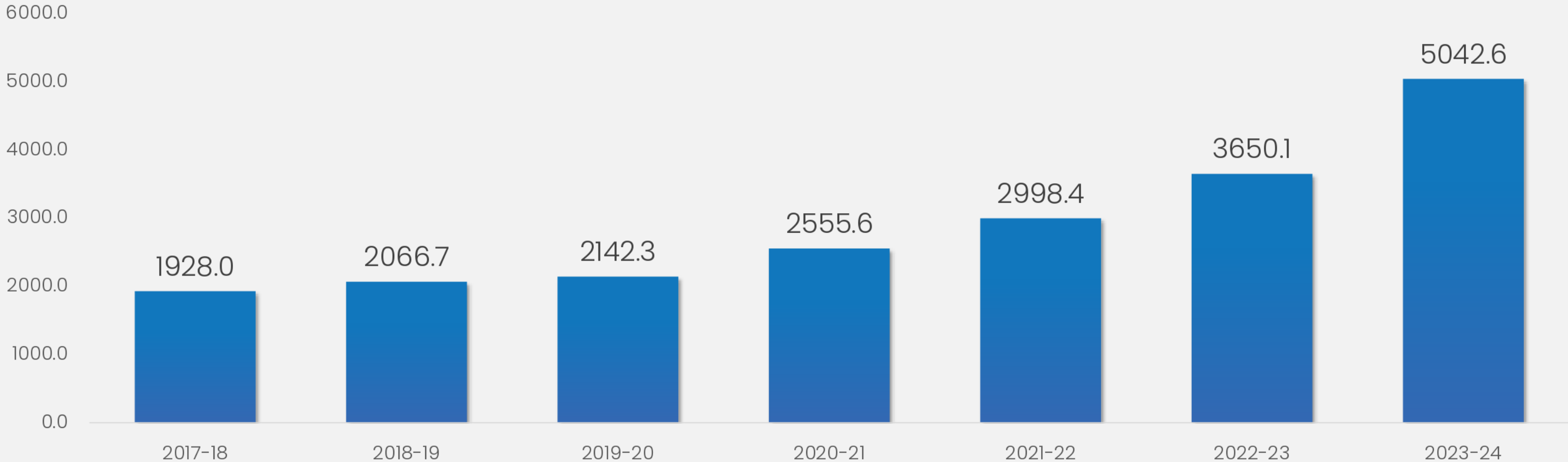
(In Rs. Millions)

Particulars	Year Ended 31st March 2024	Year Ended 31st March 2023	Y-O-Y %
Total Income	5005.3	3393.0	+47.5%
EBITDA	2039.2	1200.4	+69.9%
Profit Before Tax	1438.3	847.0	+69.8%
Profit After Tax	1080.8	658.9	+64.0%
EPS* (In Rs.)	49.7	30.3	+64.0%

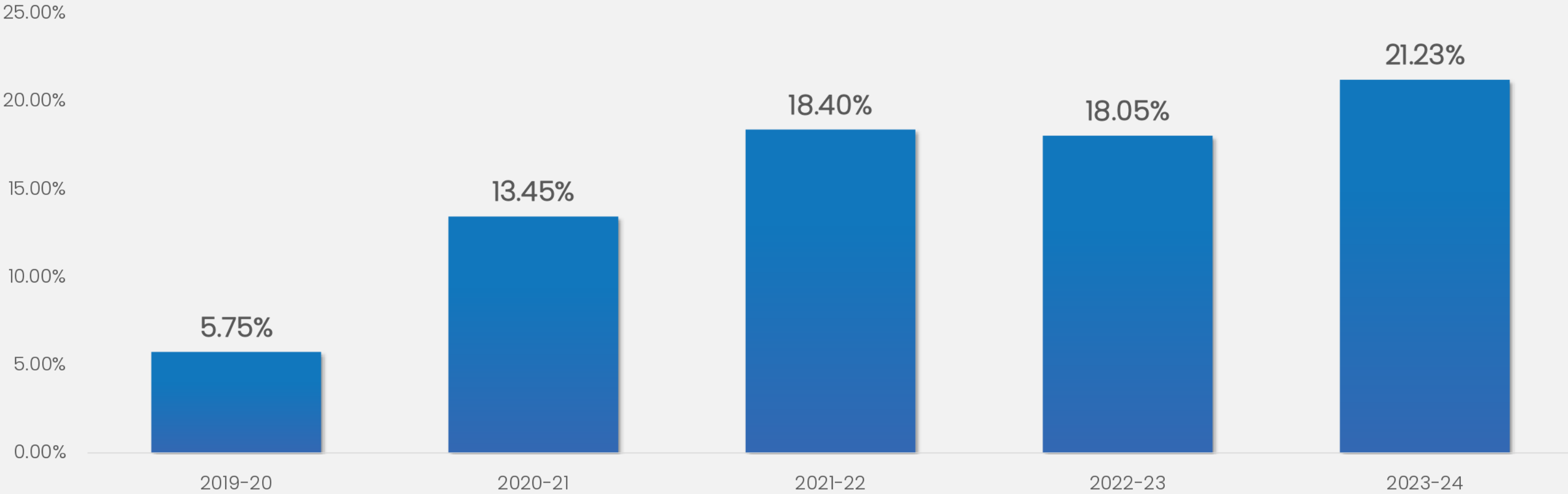
*EPS is calculated on Face Value of Rs. 5 each per share.

Net Worth

(in Rs. Millions)



Return on Equity (ROE)

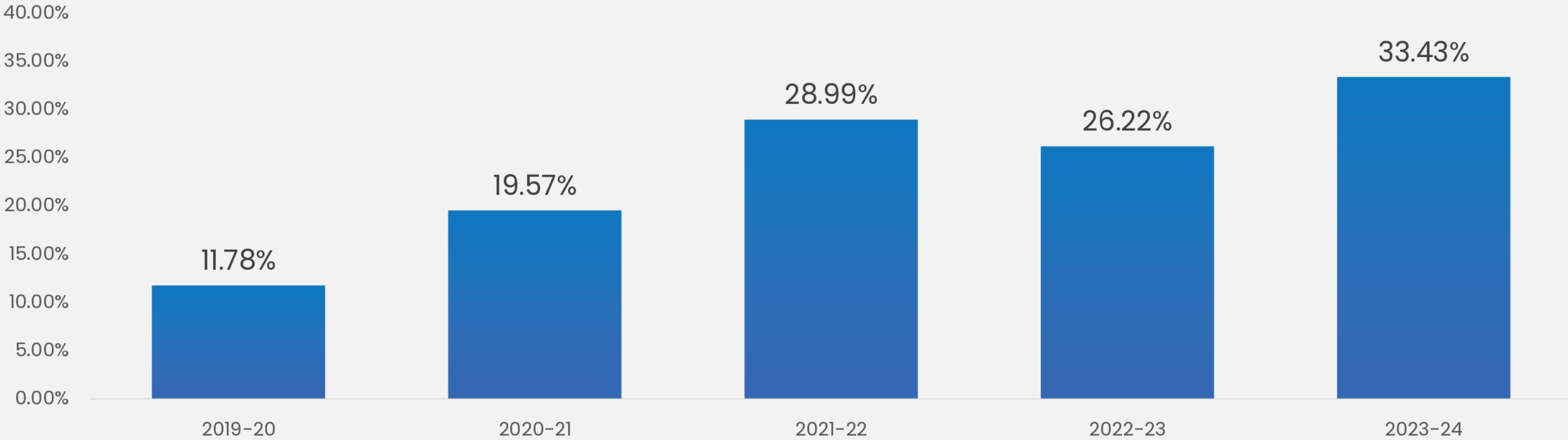


*Annualized



Return on Capital Employed (ROCE)

20



About mastertrust

Snapshot

Wide range of Trading & Investment Solutions

Presence Across India

Daily Average Trading Turnover

Online & Offline Broking Share Ratio

Financial Highlights

➤ Exploring Growth & Servicing Opportunities



Exploring Growth & Servicing Opportunities

22

This quarter, StreetXperts® was able to collaborate and bring more seminars and webinars for our audience.

StreetXperts® offers an extensive array of resources and Immersive workshops, Thoughtfully crafted to democratize financial knowledge. Our initiative provides expert-led seminars and interactive online materials that cover a wide spectrum, from fundamental budgeting principles to advanced investment strategies. Our team of seasoned financial experts wholeheartedly committed to simplifying the complexities of investing and trading, ultimately empowering clients to forge a robust and secure financial future.

Webinar were held on :

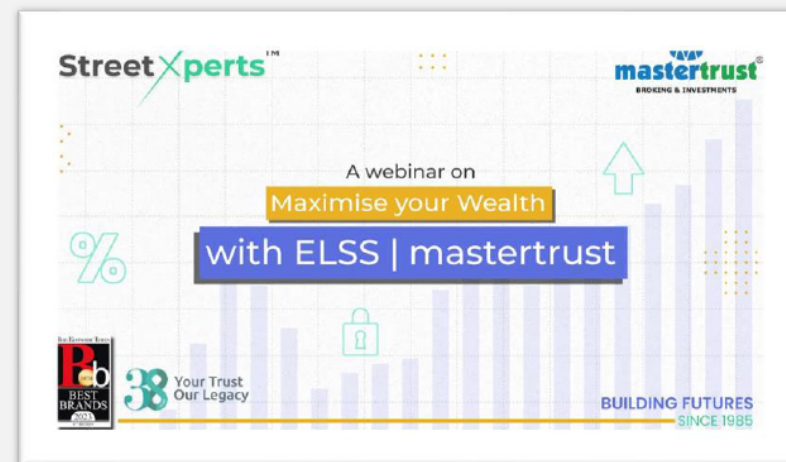
Wednesday, 10th January 2024



StreetXperts® | Trading Opportunities in WTI Crude | mastertrust

Webinar were held on :

Wednesday, 14th February 2024



StreetXperts® | Maximize your Wealth with ELSS | mastertrust

Webinar were held on :

Thursday, 21st March 2024



StreetXperts® | How to File Income Tax Return with ClearTax | mastertrust

StreetXperts®

This information may contain certain forward-looking statements/details in the current scenario and contains selected information about the activities of “Master Trust Limited” (the “Company”) and its subsidiaries (the “Group”) as at the date of the presentation. It does not purport to present a comprehensive overview of the Group or contain all the information necessary to evaluate an investment in the Company. This is for information purposes only and is not a prospectus, disclosure document or other offering document under any law, nor does it form part of any present or future invitation, recommendation or offer to purchase or sell securities of the Group in any jurisdiction. No part of this information, nor the fact of its distribution, should form the basis of, or be relied on in connection with any contract or commitment or investment decision whatsoever. In addition, as this contains general, summary and selected information about the Group, it may omit material information about the Group and is not a complete description of the Group’s business and the risks relating to it. Therefore, this information should not form the basis of any investment decision to purchase or sell the Group’s securities. The Company under takes no obligation to publicly update or revise any of the opinions or forward looking statements expressed in this section, consequent to new information, future events or otherwise.

Call us at

080-69991111

Registered Office

Master Trust Limited
Master Chambers, SCO-19,
Feroze Gandhi Market,
Ludhiana-141001

Write to us

helpdesk@mastertrust.co.in

Corporate Office

1012, 10th Floor, Arunachal
Building, 19, Barakhamba
Road, New Delhi-110001

