



SATIA
INDUSTRIES
LIMITED

Manufacturer of Quality
writing, Printing & Speciality
Paper with ECO MARK



CIN: L21012PB1980PLC004329

SIL/CS

Dated 11/02/2022

| | |
|---|--|
| The Manager, Listing Department, BSE Limited, Phiroze Jeejeebhoy Towers Dalal Street Mumbai-400001 | The Manager Listing Department National Stock Exchange of India Ltd Exchange Plaza, Plot no. C/1, G Block, Bandra-Kurla Complex, Bandra (E) Mumbai - 400 051. |
| Scrip Code: 539201 | Symbol: SATIA |

Sub: Un-Audited Financial Results for the Quarter and Nine Months ended
on 31st December, 2021


Dear Sir/Madam,

Pursuant to Regulation 30, 33 and other applicable provisions of SEBI (Listing Obligations and Disclosure Requirements) Regulations, 2015, we are enclosing herewith Un-Audited Financial Results for the Quarter and Nine Months ended on December 31, 2021, as approved by the Board in its meeting held on 11.02.2022.

This is for your record please,

Thanking You,

Yours faithfully,
For Satia Industries Ltd


(Rakesh Kumar Dhuria)
Company Secretary



DEEPAK GROVER & ASSOCIATES

C H A R T E R E D A C C O U N T A N T S

CA Deepak Grover

B.Com., F.C.A.

Date 11-02-2022

Limited Review Report for the Quarter ended 31.12.2021

To the Board of Directors of Satia Industries Limited

We have reviewed the accompanying Statement of Unaudited Standalone Financial Results of Satia Industries Ltd for the Quarter ended 31.12.2021, together with the notes thereon, ("the Statement") attached herewith being submitted by the Company pursuant to the requirement of Regulations 33 of SEBI (Listing Obligation and Disclosure Requirements) Regulations, 2015 as amended. (initialed by us for identification).


This Statement which is the responsibility of the Company's Management and approved by the Board of Directors has been prepared in accordance with the recognition and measurement principles laid down in Indian Accounting Standard 34 "Interim Financial Reporting" ("Ind AS 34"), prescribed under Section 133 of the Companies Act, 2013 ("the Act") read with relevant rules issued there under, as applicable and other accounting principles generally accepted in India. Our responsibility is to issue a report on these financial Statement based on our review.

We conducted our review in accordance with the Standard on Review Engagement (SRE) 2410, Review of Interim Financial Information Performed by the Independent Auditor of the Entity, issued by the Institute of Chartered Accountant of India. This standard requires that we plan and perform the review to obtain moderate assurance as to whether the Statement is free of material misstatement. A review is limited primarily to inquiries of company personnel and analytical procedures, applied to financial data and thus provides less assurance than an audit. We have not performed an audit and accordingly, we do not express an audit opinion.

Based on our review conducted as above, nothing has come to our notice that causes us to believe that the accompanying Statement of Unaudited Standalone Financial Results prepared in accordance with applicable accounting standards, prescribed under Section 133 of the Act read with relevant Rules thereunder as applicable and other recognized accounting practices and policies has not disclosed the information required to be disclosed in terms of Regulation 33 of the SEBI (Listing Obligations and Disclosure Requirements) Regulations, 2015, as amended, including the manner in which it is to be disclosed, or that it contains any material misstatement.

For Deepak Grover & Associates.

Chartered Accountants



(Deepak Grover)

Chartered Accountant

(Membership No 505923)

UDIN:22505923ABHMZY2185

Place : Rupana

Date: 11.02.2022

Statement of Unaudited financial results for the Quarter and Nine months ended December 31st, 2021


| Sr. no. | Particulars | Quarter Ended | | | Nine Months Ended | | Year Ended |
|---------|--|---------------|------------|------------|-------------------|------------|------------|
| | | 31.12.2021 | 31.12.2020 | 30.09.2021 | 31.12.2021 | 31.12.2020 | 31.03.2021 |
| | | Unaudited | Unaudited | Unaudited | Unaudited | Unaudited | Audited |
| I | Revenue from operations | 21,629.94 | 14,260.19 | 18,677.15 | 59,397.69 | 41,564.23 | 58,843.95 |
| II | Other income | 1,168.35 | 20.11 | 676.65 | 1,914.99 | 313.35 | 671.62 |
| III | Total Income (I+II) | 22,798.29 | 14,280.30 | 19,353.80 | 61,312.68 | 41,877.58 | 59,515.57 |
| IV | Expenses | | | | | | |
| | Cost of material consumed | 8,668.80 | 6,246.26 | 7,726.32 | 24,069.86 | 17,300.73 | 23,872.98 |
| | Purchases of stock-in-trade | - | - | - | - | - | - |
| | Changes in inventory of finished goods, stock in trade and work in progress | 398.91 | (36.25) | 512.32 | 964.41 | (1,159.34) | (1,042.67) |
| | Employee benefits expense | 1,563.92 | 1,251.40 | 1,532.42 | 4,342.81 | 3,276.65 | 4,502.34 |
| | Finance costs | 353.00 | 434.53 | 494.69 | 1,270.55 | 1,263.73 | 1,757.24 |
| | Depreciation | 1,351.60 | 1,533.45 | 1,283.47 | 4,406.29 | 4,287.78 | 5,842.55 |
| | Other expenses | 7,088.73 | 4,395.40 | 5,351.09 | 17,526.36 | 13,180.08 | 17,899.55 |
| | Total expenses (IV) | 19,424.96 | 13,824.79 | 16,900.31 | 52,580.28 | 38,149.63 | 52,831.99 |
| V | Profit before tax (III-IV) | 3,373.33 | 455.51 | 2,453.49 | 8,732.40 | 3,727.95 | 6,683.58 |
| VI | Tax expense: | | | | | | |
| | Current tax | 697.77 | (152.48) | 521.72 | 2,001.44 | 640.75 | 1,549.54 |
| | Deferred tax | (217.73) | 240.21 | (94.80) | (380.30) | 220.82 | 179.19 |
| VII | Profit for the period (V-VI) | 2,893.29 | 367.78 | 2,026.57 | 7,111.26 | 2,866.38 | 4,954.86 |
| VIII | Other comprehensive income | | | | | | |
| | (i) Items that will not be reclassified to profit and loss | 47.76 | (11.88) | 11.94 | 71.64 | (35.64) | 47.76 |
| | (ii) Income tax relating to items that will not be reclassified to profit and loss | (16.21) | 4.03 | (4.05) | (24.31) | 12.09 | (16.20) |
| IX | Total Comprehensive Income for the period (VII+VIII) (Comprising profit and Other Comprehensive Income for the period) | 2,924.84 | 359.93 | 2,034.46 | 7,158.59 | 2,842.83 | 4,986.42 |
| X | Paid-up equity share capital (Face value-`1 per equity share) | 1000 | 1000 | 1000 | 1000 | 1000 | 1000 |
| XI | Earnings per share (of `1 each) (for the period - not annualised) | | | | | | |
| | - Basic | 2.89 | 0.37 | 2.03 | 7.11 | 2.87 | 4.95 |
| | - Diluted | 2.89 | 0.37 | 2.03 | 7.11 | 2.87 | 4.95 |



Rupana

Segment Wise Revenue, Results, Assets And Segment Liabilities

| Sr. No. | Particulars | Quarter Ended | | | Nine Months Ended | | Year Ended |
|---------|------------------------------|---------------|------------|-------------|-------------------|------------|-------------|
| | | 31.12.2021 | 31.12.2020 | 30.09.2021 | 31.12.2021 | 31.12.2020 | 31.03.2021 |
| | | Unaudited | Unaudited | Unaudited | Unaudited | Unaudited | Audited |
| 1 | Segment Revenue | | | | | | |
| | a) Paper | 21,586.15 | 14,152.82 | 18,666.08 | 59,246.17 | 41,179.69 | 58,293.73 |
| | b) Yarn & Cotton | - | - | - | - | - | - |
| | c) Co Generation Division | 4,345.85 | 3,581.21 | 3,478.18 | 10,966.55 | 8,643.71 | 11,216.38 |
| | d) Agriculture | 43.79 | 47.28 | - | 65.42 | 221.99 | 324.45 |
| | e) Solar Division | - | 60.09 | 11.07 | 86.10 | 162.55 | 225.77 |
| | Total | 25,975.79 | 17,841.40 | 22,155.33 | 70,364.24 | 50,207.94 | 70,060.33 |
| | Less: Inter Segment Revenue | 4,345.85 | 3,581.21 | 3,478.18 | 10,966.55 | 8,643.71 | 11,216.38 |
| | Net Revenue from operations | 21,629.94 | 14,260.19 | 18,677.15 | 59,397.69 | 41,564.23 | 58,843.95 |
| 2 | Segment Results | | | | | | |
| | Profit before Interest & Tax | | | | | | |
| | a) Paper | 991.12 | (530.97) | 1,396.51 | 4,551.14 | 1,733.09 | 4,054.54 |
| | b) Yarn & Cotton | (0.04) | (0.55) | (0.03) | 0.04 | (1.64) | 0.01 |
| | c) Co Generation Division | 2,488.37 | 1,432.86 | 1,214.95 | 4,868.63 | 3,322.29 | 4,491.33 |
| | d) Agriculture | 246.87 | 23.00 | 181.17 | 432.50 | 65.92 | 75.76 |
| | e) Solar Division | - | (34.30) | 155.61 | 150.66 | (127.98) | (180.82) |
| | Total | 3,726.33 | 890.04 | 2,948.21 | 10,002.95 | 4,991.68 | 8,440.82 |
| | Less: Interest | 353.00 | 434.53 | 494.69 | 1,270.55 | 1,263.73 | 1,757.24 |
| | Profit before Tax | 3,373.33 | 455.51 | 2,453.52 | 8,732.40 | 3,727.95 | 6,683.58 |
| 3 | Segment Assets | | | | | | |
| | a) Paper | 1,02,206.77 | 79,428.24 | 87,101.20 | 1,02,206.77 | 79,428.24 | 77,973.89 |
| | b) Yarn & Cotton | 9.42 | 317.25 | 9.42 | 9.42 | 317.25 | 9.51 |
| | c) Co Generation Division | 15,793.09 | 10,606.81 | 19,108.92 | 15,793.09 | 10,606.81 | 16,652.83 |
| | d) Agriculture | 4,523.21 | 4,032.21 | 4,312.22 | 4,523.21 | 4,032.21 | 3,985.71 |
| | e) Solar Division | - | 1,784.05 | 149.17 | - | 1,784.05 | 1,525.07 |
| | Total | 1,22,532.49 | 96,168.56 | 1,10,680.93 | 1,22,532.49 | 96,168.56 | 1,00,147.01 |
| 4 | Segment Liabilities | | | | | | |
| | a) Paper | 29,882.93 | 22,219.99 | 25,952.85 | 29,882.93 | 22,219.99 | 21,418.60 |
| | b) Yarn & Cotton | 1.06 | 1.06 | 1.06 | 1.06 | 1.06 | 1.06 |
| | c) Co Generation Division | 2,276.22 | 937.10 | 908.79 | 2,276.22 | 937.10 | 780.44 |
| | d) Agriculture | 9.20 | 24.26 | 22.19 | 9.20 | 24.26 | 13.20 |
| | e) Solar Division | - | 3.15 | 4.12 | - | 3.15 | 3.15 |
| | Total | 32,169.41 | 23,185.56 | 26,889.01 | 32,169.41 | 23,185.56 | 22,216.45 |




Note

- 1 Pursuant to the requirements of Regulation 33 of SEBI (Listing Obligations and Disclosure Requirements) Regulations, 2015 as amended, the Company has published quarterly results. The Results of the corresponding periods are management certified figures. These financial results have been prepared in accordance with the Indian Accounting Standards ("Ind AS") as prescribed under section 133 of the Companies Act, 2013 read with relevant rules issued thereunder.
- 2 The above results were reviewed by the Audit Committee at the meeting held on 11th Feb, 2022 and thereafter have been adopted by the Board at its meeting held on 11th Feb, 2022. Limited Review of these results has been carried out by the auditors.
- 3 The Company has business segments namely a). Writing & Printing Paper b). Yarn & cotton c). Cogeneration d). Agriculture e). Solar
- 4 Figures for previous year and quarter have been revised or reclassified, wherever necessary, for consistency.

Date : 11th Feb, 2022
Place: Rupana



For Satia Industries Limited


(Rajinder Kumar Bhandari)
Joint Managing Director
DIN: 00732588