

May 18, 2022

To
BSE Limited
Phiroze Jeejeebhoy Towers,
Dalal Street,
Mumbai-400 001.
Company Scrip Code: - 500189

To
National Stock Exchange of India Limited
Exchange Plaza, Bandra-Kurla Complex,
Bandra (East),
Mumbai-400 051.
Company Script Code: NXTDIGITAL

Dear Sir/ Madam,

**Sub: (1) Outcome of Board Meeting held on May 18, 2022
(2) Submission of Audited Financial Results of the Company, both Standalone and Consolidated, for the quarter and the year ended March 31, 2022, alongwith Statutory Auditor's Report thereon.**

In continuation of our letter dated May 9, 2022, the Board of Directors of the Company at their Meeting held today i.e. on May 18, 2022 has, *inter-alia*:

1. Approved the Audited Financial Statements of the Company, both standalone and consolidated, for the year ended March 31, 2022, and the Audited Financial Results, both standalone and consolidated, for quarter and year ended March 31, 2022 on recommendation of the Audit Committee.
2. Recommended a final dividend of Rs. 4 per share i.e. 40% of face value of share for the financial year ended March 31, 2022 subject to the approval of the Shareholders at the ensuing Annual General Meeting of the Company.

The meeting commenced at 2.45 p.m. and concluded at 5.30 p.m.

Pursuant to Regulation 33 and other applicable regulations of the SEBI (Listing Obligations and Disclosure Requirements) Regulations, 2015, we enclose herewith the following:

1. The Audited Financial Results, both Standalone & Consolidated, of the Company for the quarter and year ended March 31, 2022.
2. Audit Report on Standalone and Consolidated Financial Results of the Company for the year ended March 31, 2022 issued by the Statutory Auditor, M/s Haribhakti & Co. LLP, Chartered Accountants with unmodified opinion.



Contd..2



(Formerly known as Hinduja Ventures Limited)

Registered Office: IN CENTRE, 49/50 MIDC, 12th Road, Andheri (E), Mumbai - 400 093.

T: +91 - 22 - 2820 8585 W: www.nxtdigital.co.in CIN. No.: L51900MH1985PLC036896




// 2 //

3. Declaration regarding Audit Report issued by the Statutory Auditors with unmodified opinion on Audited Standalone and Consolidated Financial Results of the Company for the financial year ended March 31, 2022.

Kindly take the same on your record.

Thanking You,
Yours Faithfully

For **NXTDIGITAL LIMITED**



Ashish Pandey
Company Secretary



Encl: as stated above.



(Formerly known as Hinduja Ventures Limited)

Registered Office: IN CENTRE, 49/50 MIDC, 12th Road, Andheri (E), Mumbai - 400 093.

T: +91 - 22 - 2820 8585 W: www.nxtdigital.co.in CIN. No.: L51900MH1985PLC036896



INDEPENDENT AUDITOR'S REPORT

To the Board of Directors of NXTDIGITAL Limited

Report on the Audit of the Consolidated Financial Results

Opinion

We have audited the accompanying consolidated annual financial results of **NXTDIGITAL Limited** (hereinafter referred to as the "Parent") and its subsidiaries (the Parent and its subsidiaries together referred to as "the Group") for the year ended March 31, 2022 ("the Statement"), attached herewith, being submitted by the Parent pursuant to the requirement of Regulation 33 of the SEBI (Listing Obligations and Disclosure Requirements) Regulations, 2015, as amended ('Listing Regulations').

In our opinion and to the best of our information and according to the explanations given to us and based on the consideration of reports of other auditors on separate audited financial statements of the subsidiaries, the aforesaid Statement:

(i) includes the annual financial results of the following entities:

Sr. No.	Name of the Entity	Relationship
1.	NXTDIGITAL Limited	Parent
2.	IndusInd Media Communications Limited	Subsidiary Company
3.	OneOTT Intertainment Limited	Subsidiary Company
4.	Sangli Media Services Private Limited	Step down Subsidiary
5.	Bhima Riddhi Infotainment Private Limited	Step down Subsidiary
6.	Darpita Trading Company Private Limited	Step down Subsidiary
7.	Vinsat Digital Private Limited	Step down Subsidiary
8.	Sainath In Entertainment Private Limited	Step down Subsidiary
9.	IN Entertainment (India) Limited	Step down Subsidiary
10.	OneMahaNet Intertainment Private Limited	Step down Subsidiary
11.	USN Networks Private Limited	Step down Subsidiary
12.	Gold Star Noida Network Private Limited	Step down Subsidiary
13.	United Mysore Network Private Limited	Step down Subsidiary
14.	Apna Incable Broadband Services Private Limited	Step down Subsidiary
15.	Goldstar Infotainment Private Limited	Step down Subsidiary
16.	Ajanta Sky Darshan Private Limited	Step down Subsidiary
17.	Sunny Infotainment Private Limited	Step down Subsidiary
18.	RBL Digital Cable Network Private Limited	Step down Subsidiary
19.	Vistaar Telecommunication and Infrastructure Private Limited	Step down Subsidiary



- (ii) is presented in accordance with the requirements of Regulation 33 of the Listing Regulations in this regard; and
- (iii) gives a true and fair view in conformity with the recognition and measurement principles laid down in the applicable accounting standards, and other accounting principles generally accepted in India, of the consolidated net profit and other comprehensive income and other financial information of the Group for the year ended March 31, 2022.

Basis for Opinion

We conducted our audit in accordance with the Standards on Auditing (SAs) specified under Section 143(10) of the Companies Act, 2013 ("Act"). Our responsibilities under those Standards are further described in the Auditor's Responsibilities for the Audit of the Consolidated Financial Results section of our report. We are independent of the Group in accordance with the Code of Ethics issued by the Institute of Chartered Accountants of India ("ICAI") together with the ethical requirements that are relevant to our audit of the Statement under the provisions of the Act and the Rules thereunder, and we have fulfilled our other ethical responsibilities in accordance with these requirements and the Code of Ethics. We believe that the audit evidence obtained by us and other auditors in terms of their reports referred to in "Other Matters" paragraph below, is sufficient and appropriate to provide a basis for our opinion.

Board of Directors' Responsibility for the Consolidated Financial Results

This Statement has been prepared on the basis of the consolidated annual financial statements. The Parent's Board of Directors are responsible for the preparation and presentation of this Statement that give a true and fair view of the consolidated net profit and other comprehensive income and other financial information of the Group in accordance with the recognition and measurement principles laid down in the Indian Accounting Standards prescribed under Section 133 of the Act read with relevant rules issued thereunder and other accounting principles generally accepted in India and in compliance with Regulation 33 of the Listing Regulations. The respective Board of Directors of the companies included in the Group are responsible for maintenance of adequate accounting records in accordance with the provisions of the Act for safeguarding of the assets of the Group and for preventing and detecting frauds and other irregularities; selection and application of appropriate accounting policies; making judgments and estimates that are reasonable and prudent; and the design, implementation and maintenance of adequate internal financial controls, that were operating effectively for ensuring accuracy and completeness of the accounting records, relevant to the preparation and presentation of the respective financial results that give a true and fair view and are free from material misstatement, whether due to fraud or error, which have been used for the purpose of preparation of the Statement by the Directors of the Parent, as aforesaid.

In preparing the Statement, the respective Board of Directors of the companies included in the Group are responsible for assessing the ability of the Group to continue as a going concern, disclosing, as applicable, matters related to going concern and using the going concern basis of accounting unless the respective Board of Directors either intends to liquidate the Group or to cease operations, or has no realistic alternative but to do so.

The respective Board of Directors of the companies included in the Group are responsible for overseeing the financial reporting process of the Group.



Auditor's Responsibilities for the Audit of the Consolidated Financial Results

Our objectives are to obtain reasonable assurance about whether the Statement as a whole are free from material misstatement, whether due to fraud or error, and to issue an auditor's report that includes our opinion. Reasonable assurance is a high level of assurance, but is not a guarantee that an audit conducted in accordance with SAs will always detect a material misstatement when it exists. Misstatements can arise from fraud or error and are considered material if, individually or in the aggregate, they could reasonably be expected to influence the economic decisions of users taken on the basis of this Statement.

As part of an audit in accordance with SAs, we exercise professional judgment and maintain professional skepticism throughout the audit. We also:

- Identify and assess the risks of material misstatement of the Statement, whether due to fraud or error, design and perform audit procedures responsive to those risks, and obtain audit evidence that is sufficient and appropriate to provide a basis for our opinion. The risk of not detecting a material misstatement resulting from fraud is higher than for one resulting from error, as fraud may involve collusion, forgery, intentional omissions, misrepresentations, or the override of internal control.
- Obtain an understanding of internal control relevant to the audit in order to design audit procedures that are appropriate in the circumstances. Under Section 143(3)(i) of the Act, we are also responsible for expressing our opinion on whether the Parent has adequate internal financial controls with reference to financial statements in place and the operating effectiveness of such controls.
- Evaluate the appropriateness of accounting policies used and the reasonableness of accounting estimates and related disclosures made by the Board of Directors.
- Conclude on the appropriateness of the Board of Directors use of the going concern basis of accounting and, based on the audit evidence obtained, whether a material uncertainty exists related to events or conditions that may cast significant doubt on the ability of the Group to continue as a going concern. If we conclude that a material uncertainty exists, we are required to draw attention in our auditor's report to the related disclosures in the Statement or, if such disclosures are inadequate, to modify our opinion. Our conclusions are based on the audit evidence obtained up to the date of our auditor's report. However, future events or conditions may cause the Group to cease to continue as a going concern.
- Evaluate the overall presentation, structure and content of the Statement, including the disclosures, and whether the Statement represent the underlying transactions and events in a manner that achieves fair presentation.
- Obtain sufficient appropriate audit evidence regarding the financial results of the entities within the Group to express an opinion on the Statement. We are responsible for the direction, supervision and performance of the audit of financial information of such entities included in the Statement of which we are the independent auditors. For the other entities included in the Statement, which have been audited by other auditors, such other auditors remain responsible for the direction, supervision and performance of the audits carried out by them. We remain solely responsible for our audit opinion.



HARIBHAKTI & CO. LLP

Chartered Accountants

We communicate with those charged with governance of the Parent regarding, among other matters, the planned scope and timing of the audit and significant audit findings, including any significant deficiencies in internal control that we identify during our audit.

We also provide those charged with governance with a statement that we have complied with relevant ethical requirements regarding independence, and to communicate with them all relationships and other matters that may reasonably be thought to bear on our independence, and where applicable, related safeguards.

We also performed procedures in accordance with the circular issued by the SEBI under Regulation 33(8) of the Listing Regulations, to the extent applicable.

Other Matters

The Statement includes the audited financial results of 18 subsidiaries (including 16 step down subsidiaries) whose financial statements reflect Group's share of total assets of Rs. 1,12,581.87 Lakhs as at March 31, 2022, Group's share of total revenues of Rs. 12,439.47 Lakhs and Rs. 48,754.34 Lakhs and Group's share of total net profit after tax of Rs. 1,663.54 lakhs and Rs. 5,172.39 lakhs for the quarter and year ended March 31, 2022 respectively, and net cash inflows amounting to Rs. 2,161.76 lakhs for the year ended March 31, 2022, as considered in the Statement, which have been audited by their respective independent auditors. The independent auditors' reports on financial statements of these entities have been furnished to us by the management and our opinion on the Statement, in so far as it relates to the amounts and disclosures included in respect of these entities, is based solely on the reports of such auditors and the procedures performed by us are as stated in section above.


Our opinion on the Statement is not modified in respect of the above matter with respect to our reliance on the work done and the reports of the other auditors.

The Statement includes the results for the quarter ended March 31, 2022, being the balancing figure between audited figures in respect of full financial year and the published unaudited year to date figures up to the third quarter of the current financial year which were subject to limited review by us.

For Haribhakti & Co. LLP

Chartered Accountants

ICAI Firm Registration No.103523W/W100048



Snehal Shah

Partner

Membership No.: 048539

UDIN: 22048539AJENHA7204

Place: Mumbai

Date: May 18, 2022



NXTDIGITAL LIMITED

Regd. Office : InCentre, 49/50, MIDC, 12th Road, Andheri (E), Mumbai 400 093
CIN: L51900MH1985PLC036896, Website: www.nxtdigital.co.in, Email ID: investorgrievances@nxtdigital.in

STATEMENT OF AUDITED CONSOLIDATED FINANCIAL RESULTS FOR THE QUARTER AND YEAR ENDED MARCH 31, 2022

(Rs. in Lakhs)

S. No.	Particulars	Consolidated				
		Quarter ended			Year-to-date	
		March 31, 2022 (Audited)	December 31, 2021 (Unaudited)	March 31, 2021 (Audited)	March 31, 2022 (Audited)	March 31, 2021 (Audited)
1	Income from operations					
	(a) Revenue from operations	31,278.59	24,954.92	26,525.72	1,07,979.95	97,488.15
	(b) Other income	3,176.56	1,466.18	1,271.21	7,238.63	3,356.92
	Total Income from operations (net)	34,455.15	26,421.10	27,796.93	1,15,218.58	1,00,845.07
2	Expenses					
	(a) Purchase of network equipment and traded goods	626.82	1,017.92	1,075.54	4,491.47	3,801.87
	(b) Change in inventories of network cable and equipment	2,879.84	(261.57)	(23.45)	2,164.05	50.16
	(c) Operational expenses	13,603.48	12,852.21	12,057.56	52,206.53	45,200.41
	(d) Employee benefits expense	1,799.29	1,913.48	1,915.60	7,628.01	8,008.64
	(e) Finance costs	2,928.78	3,582.53	3,329.84	13,612.05	14,265.83
	(f) Depreciation and amortisation expense	5,876.93	5,592.37	4,638.79	22,329.98	20,398.09
	(g) Other expenses	5,505.09	5,606.77	6,017.58	23,106.23	20,575.92
	Total expenses	33,220.23	30,303.71	29,011.46	1,25,538.32	1,12,300.92
3	Profit / (Loss) before exceptional items and tax (1-2)	1,234.92	(3,882.61)	(1,214.53)	(10,319.74)	(11,455.85)
4	Exceptional items	-	-	-	-	-
5	Profit / (Loss) before tax from continuing operations	1,234.92	(3,882.61)	(1,214.53)	(10,319.74)	(11,455.85)
6	Tax expenses (net) of continuing operations					
	(a) Current tax (including for earlier years)	185.22	7.13	208.25	221.35	255.00
	(b) Deferred tax / (reversal)	(7,380.05)	(1,347.40)	(2,789.23)	(10,738.30)	(10,074.78)
	Total Tax expenses (net) of continuing operations	(7,194.83)	(1,340.27)	(2,580.98)	(10,516.95)	(9,819.78)
7	Net Profit / (Loss) after tax from continuing operations (5-6)	8,429.75	(2,542.34)	1,366.45	197.21	(1,636.07)
8	Profit / (Loss) before tax from discontinued operations	32.39	(114.75)	33.23	(8.98)	317.17
9	Tax Expense (net) of discontinued operations	16.22	-	7.23	(2.26)	71.27
10	Net Profit / (Loss) after tax from discontinued operations (8-9)	16.17	(114.75)	25.90	(6.72)	245.90
11	Net Profit / (Loss) for the quarter/year (7+10)	8,445.92	(2,657.09)	1,392.35	190.49	(1,390.17)



12	Other comprehensive income					
	A. Items that will not be reclassified to profit or loss: (Continuing)					
	(a) Net Profit / (Loss) on fair valuation of equity instruments through other comprehensive income	12.05	(16.90)	(300.99)	(4.85)	(162.36)
	(b) Re-measurement of defined benefit plans	95.57	(0.35)	122.43	55.85	114.35
	(c) Tax impact on above	(13.45)	-	(10.66)	(13.45)	(10.66)
	Total of items that will not be reclassified to profit or loss: (Continuing)	94.17	(17.25)	(189.22)	37.55	(58.67)
	B. Items that will not be reclassified to profit or loss: (Discontinued)					
	(a) Net Profit / (Loss) on fair valuation of equity instruments through other comprehensive income	2.01	(59.58)	5.60	(7.92)	53.62
	(b) Net Profit / (Loss) on sale of equity instruments through other comprehensive income	-	-	-	-	-
	(b) Tax impact on above	(1.74)	-	(63.52)	2.52	(4.61)
	Total of items that will not be reclassified to profit or loss: (Discontinued)	0.27	(59.58)	(57.92)	(5.40)	49.01
	C. Items that will be reclassified to profit or loss (continuing):					
	(a) Effective portion of gain / (loss) on hedging instrument in cash flow hedges	37.32	(141.45)	58.16	(136.20)	69.37
	(b) Tax impact on above	(13.89)	35.60	(20.28)	29.78	(17.46)
	Total items that will be reclassified to profit or loss (continuing)	23.43	(105.85)	37.88	(106.42)	51.91
	Total other comprehensive income / (loss)	117.87	(182.68)	(209.26)	(74.27)	42.25
13	Total comprehensive income / (loss) (11+12)	8,563.79	(2,839.77)	1,183.09	116.22	(1,347.92)
14	Net Profit / (Loss) attributable to:					
	- Owners	7,906.08	(3,024.14)	1,063.00	(1,269.54)	(2,914.99)
	- Non-controlling interests	539.84	367.05	329.35	1,460.03	1,524.82
15	Other comprehensive income / (loss) attributable to:					
	- Owners	113.87	(166.45)	(172.93)	(72.72)	49.27
	- Non-controlling interests	3.99	(16.23)	(36.33)	(1.56)	(7.02)
16	Total comprehensive income / (loss) attributable to:					
	- Owners	8,019.95	(3,190.59)	890.07	(1,342.26)	(2,865.71)
	- Non-controlling interests	543.83	350.83	293.02	1,458.47	1,517.80
17	Paid-up equity share capital (face value Rs. 10/-)	3,367.17	3,367.17	2,405.12	3,367.17	2,405.12
18	Reserves excluding Revaluation Reserve				31,433.40	5,864.69
19	Earnings per share (not annualised) (face value of Rs. 10/- per equity share)					
a.	For continuing operation:					
	Basic (in Rs.)	27.44	(11.41)	4.42	(5.02)	(12.04)
	Diluted (in Rs.)	27.44	(11.41)	4.42	(5.02)	(12.04)
b.	For discontinued operation:					
	Basic (in Rs.)	0.06	(0.42)	(0.72)	(0.02)	0.94
	Diluted (in Rs.)	0.06	(0.42)	(0.72)	(0.02)	0.94
c.	For continuing and discontinued operations:					
	Basic (in Rs.)	27.50	(11.83)	3.70	(5.04)	(11.10)
	Diluted (in Rs.)	27.50	(11.83)	3.70	(5.04)	(11.10)



Notes :

1. The above consolidated financial results are prepared in accordance with Indian Accounting Standards ('Ind AS') notified under Section 133 of the Companies Act, 2013, read together with the Companies (Indian Accounting Standards) Rules, 2015 (as amended)
2. The above results were reviewed and recommended by the Audit Committee and subsequently approved by the Board of Directors of the Holding Company at their respective meetings held on 18th May, 2022.
3. Pursuant to the Rights Issue Offer, during the year, the Holding Company has issued and allotted 96,20,463 Equity Shares on 4th December 2021 of face value Rs. 10 each (Right Equity Shares) to eligible equity shareholders at an issue price of Rs. 300/- per Right Equity Share (including Premium of Rs. 290 per Right Equity Share) aggregating to Rs. 28,861.39 lakhs. The details pertaining to utilisation of Right Issue proceeds are as below :

Particulars	(Rs. in Lakhs)
	Amount
Conversion of ICD availed from Group companies into Equity	18,380.39
Part repayment of Term Loan from Bank	7,792.00
General Corporate Purpose – Fixed Deposit placed for issuing Bank Guarantee	2,000.00
Right Issue expenses/General corporate purposes	689.00
Total	28,861.39

4. During the year, the Holding Company signed a settlement agreement with an erstwhile service provider thereby crystallizing the liability payable to such provider. The amounts due has been remitted to the service provider, as per the extant arrangement in place. Therefore, the excess of provisions carried in the books over and above the amounts remitted, amounting to Rs. 1,322.37 lakhs has been reversed and credited to the Consolidated Statement of Profit and Loss.
5. During the quarter, the Holding Company entered into an sale agreement for sale of its land parcel at Hyderabad for a value of Rs. 6,930.25 lakhs. The said consideration was received and utilized to reduce the debt of the Group, in line with the debt reduction plan.
6. The Group has taken into account external and internal information for assessing possible impact of COVID-19 on various elements of its financial results, including recoverability of its assets
7. The Board of Directors of the Company, at their meeting held on February 17, 2022, had, inter-alia, accorded approval to the Demerger of Digital, Media & Communications Business Undertaking alongwith the investments in its subsidiaries of the Company vide a Draft Scheme of Arrangement between NXTDIGITAL Limited (the "Demerged Company" or "NDL") and Hinduja Global Solutions Limited (the "Resulting Company" or "HGS") and their respective shareholders. The said Scheme/Demerger is subject to necessary approvals of statutory/regulatory authorities and approval of shareholders. The Company has made application to the BSE Limited (BSE) and National Stock Exchange of India Limited (NSE) on February 25, 2022 and February 26, 2022 respectively for seeking their No Objection on the Scheme of Arrangement under Regulation 37 of the SEBI (Listing Obligations and Disclosure Requirements), Regulations, 2015 for proposed Scheme of Arrangement. The clearance is awaited.
8. During the year ended March 31, 2022, based on revised projections of business operations for the financial year 2022-2023, the Holding Company has recognised Rs. 4,310.00 lakhs as additional deferred tax asset on unabsorbed business losses to the extent it is probable that future taxable profit will be available against which the unused tax losses and unused tax credits will be utilised.
9. The Board of Directors of the Holding Company at their meeting held on March 16, 2022, has inter alia accorded an in-principle approval for the scheme of arrangement i.e. merger of Hinduja Leyland Finance Limited with the Company. The said scheme/ merger is subject to necessary statutory/ regulatory approvals and approval of shareholders and accordingly no effect has been given in this financial results.
10. The figures for the quarter ended 31st March, 2022 and 31st March, 2021 are the balancing figures between the audited figures in respect of the full financial year and the published year to date figures upto the third quarter of the relevant financial year.
11. The Board of Directors at its meeting on 18th May, 2022 have recommended a final dividend of Rs.4 per share, i.e. 40% (on face value of Rs. 10 each per equity share) for the year ended 31st March, 2022 subject to the approval of the shareholders in the ensuing Annual General Meeting of the company.
12. Previous period items are regrouped or reclassified in line with the current presentation, if any.



Statement of assets and liabilities

(Rs. in Lakhs)

	Particulars	As at	As at
		March 31, 2022	March 31, 2021
	ASSETS		
1)	Non-current Assets		
a)	Property, plant and equipment	46,903.00	56,590.27
b)	Capital work-in-progress	625.61	999.39
c)	Investment Properties	201.02	-
d)	Right to use assets	29,222.70	16,191.88
e)	Other intangible assets	28,485.71	29,140.36
f)	Goodwill	13,232.03	13,232.03
g)	Financial assets		
i)	Investments	596.88	601.70
ii)	Derivatives	-	-
iii)	Loans	350.00	349.64
iv)	Other financial assets	5,322.72	433.35
h)	Income tax assets (net)	6,831.55	6,014.77
i)	Deferred tax assets (net)	33,529.60	22,867.52
j)	Other non-current assets	3,684.12	2,897.01
	Total Non-current Assets	1,68,984.94	1,49,317.91
2)	Current Assets		
a)	Inventory	2,434.67	4,599.86
b)	Financial assets		
i)	Investments	615.77	655.39
ii)	Trade receivables	7,876.32	7,117.97
iii)	Derivatives	-	8.29
iv)	Cash and cash equivalents	2,876.04	1,306.52
v)	Bank balances other than (iv) above	2,107.14	9,499.12
vi)	Loans	8,459.99	5,999.18
vii)	Other financial assets	490.73	450.24
viii)	Financial assets classified as held for sale	526.17	543.08
ix)	Unbilled receivables	1,344.73	1,360.78
c)	Other current assets	6,727.12	6,912.92
	Total Current Assets	33,458.67	38,453.35
	Total Assets	2,02,443.61	1,87,771.26
	EQUITY AND LIABILITIES		
	Equity		
a)	Equity share capital	3,367.17	2,405.12
b)	Other equity	31,433.40	5,864.69
	Equity attributable to the equity holders of the company	34,800.57	8,269.81
c)	Non-controlling interest	15,439.79	13,807.64
	Total Equity	50,240.36	22,077.45
	Liabilities		
1)	Non-current Liabilities		
a)	Financial liabilities		
i)	Borrowings	13,459.12	23,658.05
ii)	Lease liability	20,942.74	13,510.60
iii)	Other Financial Liabilities	1,702.22	390.00
b)	Provisions	868.15	928.53
c)	Deferred income	75.92	377.88
	Total Non-current Liabilities	37,048.15	38,865.06
2)	Current Liabilities		
a)	Financial liabilities		
i)	Borrowings	77,112.37	72,809.39
ii)	Trade payables		
a)	Total outstanding dues of micro enterprises and small	145.76	81.00
b)	Total outstanding dues of creditors other than micro enterprises and small enterprises	16,244.92	24,781.10
iii)	Derivative	43.42	-
iv)	Lease Liabilities	7,533.48	3,651.80
v)	Other financial liabilities	6,265.71	17,658.57
b)	Provisions	166.03	162.81
c)	Current tax liabilities (net)	22.08	138.81
d)	Deferred income	5,284.70	5,558.56
e)	Other current liabilities	2,336.63	1,986.70
	Total Current Liabilities	1,15,155.10	1,26,828.75
	Total Liabilities	1,52,203.25	1,65,693.81
	Total Equity and Liabilities	2,02,443.61	1,87,771.26



NXTDIGITAL LIMITED

Consolidated Cashflow statement as at 31 March, 2022

Particulars	(Rs. in Lakhs)	
	For the year ended March 31, 2022	For the year ended March 31, 2021
A Cash flow from operating activities		
Profit/(Loss) before tax from continuing operations	(10,319.74)	(11,455.86)
Profit/(Loss) before tax from discontinuing operations	(8.98)	317.17
Adjustments for:		
Interest income	(1,264.02)	(1,434.54)
Dividend income	(2.11)	(3.54)
Gain on fair valuation of investments measured at fair value through profit or loss	(12.77)	(668.98)
Provision no longer required written back	-	(34.83)
Interest on income tax refund	(138.13)	(88.61)
Sundry credit balances no longer required written back	(3,760.55)	(357.94)
Unwinding of security deposit	(40.22)	(18.05)
Foreign currency fluctuation (gain) / loss	14.20	346.59
Provision for diminution in value of investment	-	11.18
Amortisation of security deposit	44.30	15.88
Finance costs	13,612.05	14,265.84
Depreciation and amortisation expense	22,329.98	20,398.09
(Gain) / Loss on sale of property, plant and equipment	(921.28)	(43.99)
Advances written off	259.75	255.58
Bad debts / Provision for doubtful debts	2,035.79	794.82
	<u>32,156.98</u>	<u>33,437.50</u>
Operating (Loss) before working capital changes	21,828.28	22,298.82
Changes in operating assets and liabilities		
(Increase) / Decrease in derivative financial instruments	(84.49)	2,182.71
(Increase) in trade receivables	(2,794.14)	(5,850.28)
(Increase) / Decrease in other financial assets	(7,607.16)	86.68
(Increase) / Decrease in Inventories	2,165.19	50.16
(Increase) / Decrease in non-financial assets	(601.31)	3,739.52
Increase/(Decrease) in trade payables	(4,688.50)	(4,903.59)
Increase/(Decrease) in other financial liabilities	(10,080.63)	(834.27)
Increase/ (Decrease) in provisions	(1.31)	(66.57)
Increase / (Decrease) in other non-financial liabilities	(225.90)	130.31
	<u>(23,918.24)</u>	<u>(5,465.32)</u>
Cash (used in) operations	<u>(2,089.95)</u>	<u>16,833.49</u>
Taxes paid (net of refunds)	(560.97)	(186.17)
Net Cash (used in) operating activities (A)	<u>(2,650.92)</u>	<u>16,647.32</u>
B Cash flow from investing activities		
Interest income received	1,249.27	1,434.54
Dividend income received	2.11	3.54
Fixed deposits (placed) / redeemed and other bank balances	7,391.98	317.23
Purchase of property, plant and equipment / other intangible assets	(26,119.98)	(10,785.10)
Sale of property, plant and equipment / other intangible assets	2,195.14	283.57
Sale of investments	44.44	9,613.00
	<u>(15,237.04)</u>	<u>866.78</u>
Net Cash from investing activities (B)	<u>(15,237.04)</u>	<u>866.78</u>
C Cash flow from financing activities		
Proceeds from rights issue of shares (net)	28,680.92	-
Receipt of (loans taken) / loans given (net)	77,538.00	396.47
Proceeds from / (Repayment) of lease liabilities	11,313.82	(2,774.17)
Repayment of borrowings taken (net of repayment)	(83,433.95)	(905.13)
Interest paid	(13,648.62)	(14,265.84)
Dividend paid	(992.68)	(1,352.55)
	<u>19,457.49</u>	<u>(18,901.22)</u>
Net cash used in financing activities (C)	<u>19,457.49</u>	<u>(18,901.22)</u>
Net increase / (decrease) in cash and cash equivalents (A+B+C)	<u>1,569.52</u>	<u>(1,387.12)</u>
Cash and cash equivalents at the beginning of the year	1,306.52	2,693.64
Cash and cash equivalent acquired on scheme of arrangement	-	-
Cash and cash equivalents at the end of the year	<u>2,876.04</u>	<u>1,306.52</u>



Segment Results

The Group's operating segments are established on the basis of those components of the Group that are evaluated regularly by the Board of Directors (the 'Chief Operating Decision Maker as defined in Ind AS 108 - 'Operating Segments'), in deciding how to allocate resources and in assessing performance. These have been identified taking into account nature of services, the differing risks and returns and the Internal business reporting systems.

(Rs. in Lakhs)

S. No.	Particulars	Consolidated				
		Quarter ended			Year-to-date	
		March 31, 2022	December 31, 2021	March 31, 2021	March 31, 2022	March 31, 2021
	(Audited)	(Unaudited)	(Audited)	(Audited)	(Audited)	
1	Segment Revenue					
	(a) Media and Communication	24,348.34	24,954.92	26,630.98	1,01,049.70	97,488.15
	(b) Others	6,930.25	-	-	6,930.25	-
	(d) Unallocated	-	-	(105.26)	-	-
	Income from Continue operations	31,278.59	24,954.92	26,525.72	1,07,979.95	97,488.15
	(c) Investments and Treasury (Discontinued)	32.39	(114.75)	33.23	(8.98)	317.17
	Income from operations	31,310.98	24,840.17	26,558.95	1,07,970.97	97,805.32
2	Segment Results					
	(a) Media and Communication	-207.57	(283.62)	2,245.66	(1,029.58)	2,874.65
	(b) Others	4,371.28	(16.45)	(25.07)	4,321.91	(64.67)
	(d) Unallocated	-	-	(105.28)	-	-
	Total	4,163.70	(300.07)	2,115.31	3,292.33	2,809.98
	(i) Less: Interest Expense	2,928.77	3,582.53	3,329.84	13,612.05	14,265.83
	Profit / (Loss) before exceptional items and tax (Continue)	1,234.93	(3,882.61)	(1,214.53)	(10,319.72)	(11,455.85)
	(c) Investments and Treasury (Discontinued)	32.39	(114.75)	33.23	(8.98)	317.17
	Total	1,267.33	(3,997.35)	(1,181.30)	(10,328.70)	(11,138.68)
3	Segment Assets					
	(a) Media and Communication	1,57,052.52	1,63,782.35	1,53,488.56	1,57,052.52	1,53,488.56
	(b) Others	1,201.80	3,719.32	3,719.32	1,201.80	3,719.32
	(c) Investments and Treasury (Discontinued)	526.17	501.25	543.07	526.17	543.07
	(d) Unallocated	43,663.13	35,554.53	30,020.31	43,663.13	30,020.31
	Total	2,02,443.61	2,03,557.45	1,87,771.26	2,02,443.61	1,87,771.26
4	Segment Liabilities					
	(a) Media and Communication	1,52,061.84	1,62,068.88	1,65,667.91	1,52,061.84	1,65,667.91
	(b) Others	-	-	-	-	-
	(c) Investments and Treasury (Discontinued)	-	-	-	-	-
	(d) Unallocated	141.41	139.83	25.90	141.41	25.90
	Total	1,52,203.25	1,62,208.71	1,65,693.81	1,52,203.25	1,65,693.81
5	Capital Employed (Segment Assets - Segment Liabilities)					
	(a) Media and Communication	4,990.67	1,713.47	(12,179.35)	4,990.67	(12,179.35)
	(b) Others	1,201.80	3,719.32	3,719.32	1,201.80	3,719.32
	(c) Investments and Treasury (Discontinued)	526.17	501.25	543.07	526.17	543.07
	(d) Unallocated	43,521.72	35,414.70	29,994.41	43,521.72	29,994.41
	Total	50,240.36	41,348.74	22,077.45	50,240.36	22,077.45

Place : Mumbai
Date : 18th May, 2022



For NXTDIGITAL LIMITED
Amar Chintopanth
Amar Chintopanth
Whole Time Director & Chief Financial Officer



INDEPENDENT AUDITOR'S REPORT

To the Board of Directors of NXTDIGITAL Limited

Report on the Audit of the Standalone Financial Results

Opinion

We have audited the accompanying standalone annual financial results of NXTDIGITAL Limited ("the Company") for the year ended March 31, 2022 ("the Statement"), attached herewith, being submitted by the Company pursuant to the requirement of Regulation 33 of the SEBI (Listing Obligations and Disclosure Requirements) Regulations, 2015, as amended ('Listing Regulations').

In our opinion and to the best of our information and according to the explanations given to us, the aforesaid Statement:

- (i) is presented in accordance with the requirements of Regulation 33 of the Listing Regulations in this regard; and
- (ii) gives a true and fair view in conformity with the recognition and measurement principles laid down in the applicable accounting standards, and other accounting principles generally accepted in India, of net loss and other comprehensive income and other financial information of the Company for the year ended March 31, 2022.

Basis for Opinion

We conducted our audit in accordance with the Standards on Auditing (SAs) specified under Section 143(10) of the Companies Act, 2013 ("Act"). Our responsibilities under those Standards are further described in the Auditor's Responsibilities for the Audit of the Standalone Financial Results section of our report. We are independent of the Company in accordance with the Code of Ethics issued by the Institute of Chartered Accountants of India ("ICAI") together with the ethical requirements that are relevant to our audit of the Statement under the provisions of the Act and the Rules thereunder, and we have fulfilled our other ethical responsibilities in accordance with these requirements and the Code of Ethics. We believe that the audit evidence we have obtained is sufficient and appropriate to provide a basis for our opinion.

Board of Directors' Responsibility for the Standalone Financial Results

This Statement has been prepared on the basis of the standalone annual financial statements. The Company's Board of Directors are responsible for the preparation and presentation of this Statement that give a true and fair view of the net loss and other comprehensive income and other financial information of the Company in accordance with the recognition and measurement principles laid down in the Indian Accounting Standards prescribed under Section 133 of the Act read with relevant rules issued thereunder and other accounting principles generally accepted in India and in compliance with Regulation 33 of the Listing Regulations. This responsibility also includes maintenance of adequate accounting records in accordance with the provisions of the Act for safeguarding of the assets of the Company and for preventing and detecting frauds and other irregularities; selection and application of appropriate accounting policies; making judgments and estimates that are reasonable and prudent; and design, implementation and maintenance of adequate internal financial controls, that were operating effectively for ensuring the accuracy and completeness of the accounting records, relevant to the preparation and presentation of the Statement that give a true and fair view and is free from material misstatement, whether due to fraud or error.



In preparing the Statement, the Board of Directors are responsible for assessing the Company's ability to continue as a going concern, disclosing, as applicable, matters related to going concern and using the going concern basis of accounting unless the Board of Directors either intends to liquidate the Company or to cease operations, or has no realistic alternative but to do so.

The Board of Directors are also responsible for overseeing the Company's financial reporting process.

Auditor's Responsibilities for the Audit of the Standalone Financial Results

Our objectives are to obtain reasonable assurance about whether the Statement as a whole are free from material misstatement, whether due to fraud or error, and to issue an auditor's report that includes our opinion. Reasonable assurance is a high level of assurance, but is not a guarantee that an audit conducted in accordance with SAs will always detect a material misstatement when it exists. Misstatements can arise from fraud or error and are considered material if, individually or in the aggregate, they could reasonably be expected to influence the economic decisions of users taken on the basis of this Statement.

As part of an audit in accordance with SAs, we exercise professional judgment and maintain professional skepticism throughout the audit. We also:

- Identify and assess the risks of material misstatement of the Statement, whether due to fraud or error, design and perform audit procedures responsive to those risks, and obtain audit evidence that is sufficient and appropriate to provide a basis for our opinion. The risk of not detecting a material misstatement resulting from fraud is higher than for one resulting from error, as fraud may involve collusion, forgery, intentional omissions, misrepresentations, or the override of internal control.
- Obtain an understanding of internal control relevant to the audit in order to design audit procedures that are appropriate in the circumstances. Under Section 143(3)(i) of the Act, we are also responsible for expressing our opinion on whether the Company has adequate internal financial controls with reference to financial statements in place and the operating effectiveness of such controls.
- Evaluate the appropriateness of accounting policies used and the reasonableness of accounting estimates and related disclosures made by the Board of Directors.
- Conclude on the appropriateness of the Board of Directors use of the going concern basis of accounting and, based on the audit evidence obtained, whether a material uncertainty exists related to events or conditions that may cast significant doubt on the Company's ability to continue as a going concern. If we conclude that a material uncertainty exists, we are required to draw attention in our auditor's report to the related disclosures in the Statement or, if such disclosures are inadequate, to modify our opinion. Our conclusions are based on the audit evidence obtained up to the date of our auditor's report. However, future events or conditions may cause the Company to cease to continue as a going concern.
- Evaluate the overall presentation, structure and content of the Statement, including the disclosures, and whether the Statement represent the underlying transactions and events in a manner that achieves fair presentation.

We communicate with those charged with governance regarding, among other matters, the planned scope and timing of the audit and significant audit findings, including any significant deficiencies in internal control that we identify during our audit.



HARIBHAKTI & CO. LLP

Chartered Accountants


We also provide those charged with governance with a statement that we have complied with relevant ethical requirements regarding independence, and to communicate with them all relationships and other matters that may reasonably be thought to bear on our independence, and where applicable, related safeguards.

The Statement includes the results for the quarter ended March 31, 2022, being the balancing figure between audited figures in respect of full financial year and the published unaudited year to date figures up to the third quarter of the current financial year which were subject to limited review by us.

For Haribhakti & Co. LLP

Chartered Accountants

ICAI Firm Registration No.103523W / W100048



Snehal Shah

Partner

Membership No.048539

UDIN: 22048539AJENLL9315


Place: Mumbai

Date: May 18, 2022



STATEMENT OF AUDITED STANDALONE FINANCIAL RESULTS FOR THE QUARTER AND YEAR ENDED MARCH 31, 2022

S. No.	Particulars	Quarter ended			Year-to-date	
		March 31, 2022	December 31, 2021	March 31, 2021	March 31, 2022	March 31, 2021
		(Audited)	(Unaudited)	(Audited)	(Audited)	(Audited)
1	Income from operations					
	(a) Revenue from operations	21,706.21	15,781.57	18,714.83	70,171.54	69,473.96
	(b) Other income	3,124.37	666.70	745.04	6,208.21	1,265.64
	Total Income from operations (net)	24,830.58	16,448.27	19,459.87	76,379.75	70,739.60
2	Expenses					
	(a) Purchase of network equipment and traded goods	96.80	97.47	297.03	551.44	444.15
	(b) Change in inventories of network cable and equipment	2,537.90	(66.59)	(118.39)	2,330.63	(135.07)
	(c) Operational expenses	8,545.59	8,448.42	8,633.95	34,615.30	36,071.04
	(d) Employee benefits expense	1,182.15	1,385.01	1,524.11	5,340.68	5,687.78
	(e) Finance costs	2,588.98	3,104.30	2,843.46	11,808.70	12,795.11
	(f) Depreciation and amortisation expense	4,397.54	4,390.64	4,403.08	17,588.55	17,852.75
	(g) Other expenses	3,277.19	3,507.95	3,870.59	14,686.11	13,193.63
	Total expenses	22,626.15	20,867.20	21,453.83	86,921.41	85,909.39
3	Profit / (Loss) before exceptional items and tax (1-2)	2,204.43	(4,418.93)	(1,993.96)	(10,541.66)	(15,169.79)
4	Exceptional items	-	-	-	-	-
5	Profit / (Loss) before tax from continuing operations	2,204.43	(4,418.93)	(1,993.96)	(10,541.66)	(15,169.79)
6	Tax expenses (net) of continuing operations					
	(a) Current tax	-	-	-	-	-
	(b) Deferred tax / (reversal)	(4,714.96)	(706.27)	(2,791.67)	(6,402.62)	(9,673.74)
	Total Tax expenses (net) of continuing operations	(4,714.96)	(706.27)	(2,791.67)	(6,402.62)	(9,673.74)
7	Net Profit / (Loss) after tax from continuing operations (5-6)	6,919.39	(3,712.66)	797.71	(4,139.04)	(5,496.05)
8	Profit / (Loss) before tax from discontinued operations	32.39	(114.75)	33.23	(8.98)	317.17
9	Tax Expense (net) of discontinued operations	16.22	-	7.33	(2.26)	71.27
10	Net Profit / (Loss) after tax from discontinued operations (8-9)	16.17	(114.75)	25.90	(6.72)	245.90
11	Net Profit / (Loss) for the quarter / year (7+10)	6,935.56	(3,827.41)	823.61	(4,145.76)	(5,250.15)
12	Other comprehensive income					
	A. Items that will not be reclassified to profit or loss: (Continuing)					
	(a) Re-measurement of defined benefit plans	91.64	-	60.25	56.27	60.25
	(b) Tax impact on above	(14.16)	-	(15.16)	(14.16)	(15.16)
	Total of items that will not be reclassified to profit or loss: (Continuing)	77.48	-	45.09	42.11	45.09



B. Items that will not be reclassified to profit or loss: (Discontinued)					
(a) Net Profit / (Loss) on fair valuation of equity instruments through other comprehensive income	2.01	(19.43)	5.60	(7.92)	53.62
(b) Net Profit / (Loss) on sale of equity instruments through other comprehensive income	-	-	-	-	-
(b) Tax impact on above	(1.74)	-	(63.52)	2.52	(4.61)
Total of items that will not be reclassified to profit or loss: (Discontinued)	0.27	(19.43)	(57.92)	(5.40)	49.01
C. Items that will be reclassified to profit or loss (continuing):					
(a) Effective portion of gain / (loss) on hedging instrument in cash flow hedges	37.32	(141.45)	58.16	(136.20)	69.37
(b) Tax impact on above	(13.89)	35.60	(20.28)	29.78	(17.46)
Total items that will be reclassified to profit or loss (continuing)	23.43	(105.85)	37.88	(106.42)	51.91
Total other comprehensive income / (loss)	101.18	(125.28)	25.05	(69.71)	146.01
13 Total comprehensive income / (loss) (11+12)	7,036.74	(3,952.69)	848.66	(4,215.47)	(5,104.14)
14 Paid-up equity share capital (face value Rs. 10/-)	3,367.17	3,367.17	2,405.12	3,367.17	2,405.12
15 Reserves excluding Revaluation Reserve				43,525.04	20,914.33
16 Earnings per share (not annualised) (face value of Rs. 10/- per equity share)					
a. For continuing operation:					
Basic (in Rs.)	26.54	(14.39)	3.03	(15.04)	(20.94)
Diluted (in Rs.)	26.54	(14.39)	3.03	(15.04)	(20.94)
b. For discontinued operation:					
Basic (in Rs.)	0.06	(0.42)	0.11	(0.02)	0.94
Diluted (in Rs.)	0.06	(0.42)	0.11	(0.02)	0.94
c. For continuing and discontinued operations:					
Basic (in Rs.)	26.60	(14.81)	3.14	(15.06)	(20.00)
Diluted (in Rs.)	26.60	(14.81)	3.14	(15.06)	(20.00)



Notes :

1. The above standalone financial results are prepared in accordance with Indian Accounting Standards ('Ind AS') notified under Section 133 of the Companies Act, 2013, read together with the Companies (Indian Accounting Standards) Rules, 2015 (as amended).
2. The above results were reviewed and recommended by the Audit Committee and subsequently approved by the Board of Directors of the Company at their respective meetings held on 18th May, 2022.
3. Pursuant to the Rights Issue Offer, during the year, the Company has issued and allotted 96,20,463 Equity Shares on 4th December 2021 of face value Rs.10 each (Right Equity Shares) to eligible equity shareholders at an issue price of Rs. 300/- per Right Equity Share (including Premium of Rs. 290 per Right Equity Share) aggregating to Rs. 28,861.39 lakhs. The details pertaining to utilisation of Right Issue proceeds are as below :

Particulars	(Rs in lakhs)
	Amount
Conversion of ICD availed from Group companies into Equity	18,380.39
Part repayment of Term Loan from Bank	7,792.00
General Corporate Purpose – Fixed Deposit placed for issuing Bank Guarantee	2,000.00
Right Issue expenses/General corporate purposes	689.00
Total	28,861.39


4. During the year, the company signed a settlement agreement with an erstwhile service provider thereby crystallizing the liability payable to such provider. The amounts due has been remitted to the service provider, as per the extant arrangement in place. Therefore, the excess of provisions carried in the books over and above the amounts remitted, amounting to Rs. 1,322.37 lakhs has been reversed and credited to the Statement of Profit and Loss.
5. During the quarter, the Company entered into an sale agreement for sale of its land parcel at Hyderabad for a value of Rs. 6,930.25 lakhs. The said consideration was received and utilized to reduce the debt of the Company, in line with the debt reduction plan.
6. The Company has taken into account external and internal information for assessing possible impact of COVID-19 on various elements of its financial results, including recoverability of its assets.
7. The Board of Directors of the Company, at their meeting held on February 17, 2022, had, inter-alia, accorded approval to the Demerger of Digital, Media & Communications Business Undertaking alongwith the investments in its subsidiaries of the Company vide a Draft Scheme of Arrangement between NXTDIGITAL Limited (the "Demerged Company" or "NDL") and Hinduja Global Solutions Limited (the "Resulting Company" or "HGS") and their respective shareholders. The said Scheme/Demerger is subject to necessary approvals of statutory/regulatory authorities and approval of shareholders. The Company has made application to the BSE Limited (BSE) and National Stock Exchange of India Limited (NSE) on February 25, 2022 and February 26, 2022 respectively for seeking their No Objection on the Scheme of Arrangement under Regulation 37 of the SEBI (Listing Obligations and Disclosure Requirements), Regulations, 2015 for proposed Scheme of Arrangement. The clearance is awaited.
8. During the year ended March 31, 2022, based on revised projections of business operations for the financial year 2022-2023, the Company has recognised Rs.4,310.00 lakhs as additional deferred tax asset on unabsorbed business losses to the extent it is probable that future taxable profit will be available against which the unused tax losses and unused tax credits will be utilised.
9. The Board of Directors of the Company at their meeting held on March 16, 2022, has inter alia accorded an in-principle approval for a scheme of arrangement i.e. merger of Hinduja Leyland Finance Limited with the Company. The said scheme/ merger is subject to necessary statutory/ regulatory approvals and approval of shareholders and accordingly no effect has been given in this financial results.
10. The figures for the quarter ended 31st March, 2022 and 31st March, 2021 are the balancing figures between the audited figures in respect of the full financial year and the published year to date figures upto the third quarter of the relevant financial year.
11. The Board of Directors at its meeting on 18th May, 2022 have recommended a final dividend of Rs.4 per share, i.e. 40% (on face value of Rs. 10 each per equity share) for the year ended 31st March, 2022 subject to the approval of the shareholders in the ensuing Annual General Meeting of the company.
12. Previous period items are regrouped or reclassified in line with the current period's presentation, if any.



NXTDIGITAL Limited

Statement of assets and liabilities

	(Rs in Lakhs)	
	As at March 31, 2022	As at March 31, 2021
ASSETS		
1. Non-current assets		
a) Property, plant and equipment	51,365.31	63,666.14
b) Capital work-in-progress	443.61	549.59
c) Right to use asset	21,751.30	12,906.21
d) Other intangible assets	7,645.41	7,131.72
e) Financial assets		
i) Investments	34,841.05	34,805.19
ii) Other financial assets	5,280.18	275.40
f) Non-Current tax asset (net)	4,921.43	3,608.22
g) Deferred tax assets (net)	24,599.11	18,176.09
h) Other non-current assets	3,550.58	2,772.46
Total Non-Current Assets	1,54,397.97	1,43,891.02
2. Current assets		
a) Inventories	1,991.65	4,322.28
b) Financial assets		
i) Investments	77.91	106.58
ii) Trade receivables	4,819.50	4,203.87
iii) Derivatives	-	8.29
iv) Unbilled receivable	982.41	785.63
v) Cash and cash equivalents	696.76	521.96
vi) Bank balances other than above	300.14	8,352.22
vii) Other financial assets	154.49	348.82
viii) Financials Assets classified as held for sale	526.17	543.07
c) Other current assets	4,379.16	5,503.15
Total Current Assets	13,928.19	24,695.87
Total Assets	1,68,326.16	1,68,586.89
EQUITY AND LIABILITIES		
Equity		
a) Equity share capital	3,367.17	2,405.12
b) Other equity	43,525.04	20,914.33
Total equity	46,892.21	23,319.45
Liabilities		
1) Non-current Liabilities		
a) Financial liabilities		
i) Borrowings	13,459.12	23,639.08
ii) Lease hold liability	19,206.58	12,072.45
b) Provisions	615.18	681.45
c) Deferred income	61.44	304.82
Total Non-current Liabilities	33,342.32	36,697.80
2) Current Liabilities		
a) Financial liabilities		
i) Borrowings	63,266.45	63,792.10
ii) Trade payables		
a) Total outstanding dues of micro enterprises and small enterprises	113.76	81.00
b) Total outstanding dues of creditors other than micro enterprises and small enterprises	12,131.07	21,060.86
iii) Derivatives	43.42	-
iv) Lease hold Liability	4,036.03	2,527.06
v) Other financial liabilities	5,538.93	16,820.57
b) Provisions	79.06	76.73
c) Deferred income	2,308.03	3,661.83
d) Other current liabilities	574.87	549.49
Total Current Liabilities	88,091.63	1,08,569.64
Total Liabilities	1,21,433.95	1,45,267.44
Total Equity and Liabilities	1,68,326.16	1,68,586.89



Statement of cash flows for the year ended March 31, 2022

Particulars	(Rs in Lakhs)	
	Year ended March 31, 2022	Year ended March 31, 2021
A Cash Flow from Operating Activities		
Profit / (Loss) before tax from continuing operations	(10,541.66)	(15,169.79)
Profit / (Loss) before tax from discontinued operations	(8.98)	317.17
Adjustments for:		
Depreciation and amortisation expense	17,588.55	17,852.75
Net Loss on (Gain) on fair valuation and sale of investments	1.79	(349.48)
Finance costs	11,808.70	12,795.11
Interest income	(158.21)	(198.83)
Interest on income-tax refund	(1.75)	(46.58)
Dividend income	(2.11)	(3.54)
Unwinding of security deposits	(40.22)	(18.05)
Amortisation of security deposits	44.30	15.88
Sundry credit balances written back	(2,866.62)	(285.61)
Provision for diminution in value of investments	-	11.18
Foreign currency fluctuations (net)	14.20	347.62
Bad debts written off/ Provision for doubtful debts	1,668.26	391.30
Advances written off	259.75	416.25
Provision no longer required written back	(2,866.62)	(285.61)
Net loss/(profit) on sale/discardment of property, plant and equipment	(921.28)	-
	24,528.73	30,642.38
Operating Profit before working capital changes	13,978.09	15,789.75
Changes in working capital:		
(Increase)/ Decrease in trade receivables	(2,283.88)	(6,308.97)
Movement of derivatives (net)	(84.49)	2,146.27
(Increase)/ Decrease in inventories	2,330.63	(135.22)
(Increase)/ Decrease in other financial assets	(5,074.28)	2,003.92
(Increase)/ Decrease in other assets	149.09	2,949.07
(Decrease)/ Increase in trade payables	(3,177.98)	(3,758.96)
(Decrease)/ Increase in provisions	10.47	132.30
(Decrease)/ Increase in other financial liabilities	(11,144.41)	(1,263.36)
(Decrease)/ Increase in other liabilities	(1,571.79)	(178.06)
	(20,846.65)	(4,413.02)
Cash generated from operations	(6,868.56)	11,376.74
Taxes paid net of refunds	(1,329.60)	741.03
Net Cash generated from Operating Activities (A)	(8,198.16)	12,117.77
B Cash Flow from Investing Activities		
Interest income	158.21	198.32
Dividend income	2.11	3.54
Payment / (Receipts) towards purchase of property, plant and equipment	(15,814.39)	(5,479.25)
(Increase)/ Decrease in other bank balances	8,052.08	462.96
Proceeds from sale of property, plant and equipment	2,195.14	93.24
Proceeds from sale of investments	-	-
	(5,406.85)	9,613.01
Net Cash generated from Investing Activities (B)	(5,406.85)	4,891.83



Statement of cash flows for the year ended March 31, 2022

(Rs in Lakhs)

Particulars	Year ended March 31, 2022	Year ended March 31, 2021
C Cash Flow from Financing Activities		
Proceeds from rights issue (net)	28,680.92	-
Receipt of loans given (net)	77,538.00	5,460.23
Repayment of borrowings taken (net of repayment)	(88,243.61)	(8,081.10)
Finance cost	(11,945.92)	(11,229.03)
Payment of lease liability	8,643.10	(2,800.66)
Dividend paid (including unclaimed)	(892.68)	(1,202.00)
Dividend distribution tax paid	-	-
	13,779.82	(17,852.55)
Net Cash (used in) / generated from Financing Activities (C)	13,779.82	(17,852.55)
Net decrease in Cash and Cash Equivalents (A+B+C)	174.80	(842.95)
Cash and cash equivalents at the beginning of the year	521.96	1,364.94
Cash and cash equivalents at the end of the year	696.76	521.96
Cash and cash equivalents comprises of:		
Cash on hand	4.81	4.10
Cheques on hand	65.70	41.88
Balance with banks		
- Current accounts	325.16	62.33
- deposit accounts with original maturity of less than three months	301.09	211.12
- debit balance of cash credit facility		202.53
Total	696.76	521.96

Notes:

1. The above cash flow statement has been prepared under the "Indirect Method" as set out in Ind AS 7 on Statement of Cash Flows.
2. Previous year's figures have been regrouped / rearranged wherever necessary, to conform to figures of the current year.

Significant accounting policies

See accompanying notes to the standalone financial statements



Segment Results

The Company's operating segments are established on the basis of those components of the Company that are evaluated regularly by the Board of Directors (the 'Chief Operating Decision Maker as defined in Ind AS 108 - 'Operating Segments'), in deciding how to allocate resources and in assessing performance. These have been identified taking into account nature of services, the differing risks and returns and the Internal business reporting systems.

(Rs in lakhs)

S. No.	Particulars	Quarter ended			Year-to-date	
		March 31, 2022	December 31, 2021	March 31, 2021	March 31, 2022	March 31, 2021
		(Audited)	(Unaudited)	(Audited)	(Audited)	(Audited)
1	Segment Revenue					
	(a) Media and Communication	14,775.96	15,781.57	18,761.10	63,241.29	69,473.96
	(b) Others	6,930.25	-	-	6,930.25	-
	(d) Unallocated	-	-	(46.27)	-	-
	Income from Continuing operations	21,706.21	15,781.57	18,714.83	70,171.54	69,473.96
	(c) Investments and Treasury (Discontinued)	32.39	(114.75)	33.23	(8.98)	317.17
	Income from operations	21,738.60	15,666.82	18,748.06	70,162.56	69,791.13
2	Segment Results					
	(a) Media and Communication	422.14	(1,298.18)	920.84	(3,054.87)	(2,310.00)
	(b) Others	4,371.27	(16.45)	(25.08)	4,321.91	(64.68)
	(d) Unallocated	-	-	(46.26)	-	-
	Total	4,793.41	(1,314.63)	849.50	1,267.04	(2,374.67)
	(i) Less: Interest Expense	2,588.98	3,104.30	2,843.46	11,808.70	12,795.11
	Profit / (Loss) before exceptional items and tax (Continue)	2,204.43	(4,418.93)	(1,993.96)	(10,541.66)	(15,169.79)
	(c) Investments and Treasury (Discontinued)	32.39	(114.75)	33.23	(8.98)	317.17
	Total	2,236.82	(4,533.68)	(1,960.73)	(10,550.64)	(14,852.62)
3	Segment Assets					
	(a) Media and Communication	1,33,777.75	1,48,575.99	1,42,440.48	1,33,777.75	1,42,440.48
	(b) Others	1,201.80	3,719.32	3,719.32	1,201.80	3,719.32
	(c) Investments and Treasury (Discontinued)	526.17	501.25	543.07	526.17	543.07
	(d) Unallocated	32,820.44	27,575.84	21,884.02	32,820.44	21,884.02
	Total	1,68,326.16	1,80,372.40	1,68,586.89	1,68,326.16	1,68,586.89
4	Segment Liabilities					
	(a) Media and Communication	1,21,292.54	1,40,446.47	1,45,206.03	1,21,292.54	1,45,206.03
	(b) Others	-	-	-	-	-
	(c) Investments and Treasury (Discontinued)	-	-	-	-	-
	(d) Unallocated	141.41	139.83	61.41	141.41	61.41
	Total	1,21,433.95	1,40,586.30	1,45,267.44	1,21,433.95	1,45,267.44
5	Capital Employed					
	(Segment Assets - Segment Liabilities)					
	(a) Media and Communication	12,485.21	8,129.52	(2,765.55)	12,485.21	(2,765.55)
	(b) Others	1,201.80	3,719.32	3,719.32	1,201.80	3,719.32
	(c) Investments and Treasury (Discontinued)	526.17	501.25	543.07	526.17	543.07
	(d) Unallocated	32,679.03	27,436.01	21,822.61	32,679.03	21,822.61
	Total	46,892.21	39,786.10	23,319.45	46,892.21	23,319.45



For NXTDIGITAL LIMITED

Amar Chintopanth

Amar Chintopanth
Whole Time Director & Chief Financial Officer



Place : Mumbai
Date : 18th May, 2022



May 18, 2022

To
BSE Limited
Phiroze Jeejeebhoy Towers,
Dalal Street, Mumbai-400 001.
Company Scrip Code: - 500189

National Stock Exchange of India Limited
Exchange Plaza, Bandra-Kurla Complex,
Bandra (East), Mumbai-400 051.
Company Script Code: NXTDIGITAL

Dear Sir/ Madam,

Sub: Declaration regarding Audit Report issued by the Statutory Auditor with unmodified opinion on Audited Standalone and Consolidated Financial Results of the Company for the year ended March 31, 2022.

Pursuant to Regulation 33(3)(d) of the SEBI (Listing Obligations and Disclosure Requirements) Regulations, 2015, we hereby declare that the Statutory Auditor of the Company, M/s Haribhakti & CO. LLP, Chartered Accountants [Firm Registration No. 103523W/W100048] have issued the Audit Report with an unmodified opinion on Audited Standalone and Consolidated Financial Results of the Company for the year ended March 31, 2022.

Kindly take this declaration on records.

Thanking You.
Yours Faithfully
For NXTDIGITAL LIMITED

Amar Chintopanth



Amar Chintopanth
Whole-time Director & CFO
DIN: 00048789

NXTDIGITAL LIMITED

(Formerly known as Hinduja Ventures Limited)

Registered Office: IN CENTRE, 49/50 MIDC, 12th Road, Andheri (E), Mumbai - 400 093.

T: +91 - 22 - 2820 8585 W: www.nxtdigital.co.in CIN. No.: L51900MH1985PLC036896



HINDUJA GROUP