

November 09, 2023

BSE Limited Phiroze Jeejeebhoy Towers Dalal Street, Mumbai – 400 001 Scrip Code: 543689	National Stock Exchange of India Limited Exchange Plaza, C-1, Block G Bandra Kurla Complex Bandra (E), Mumbai – 400 051 Symbol: UNIPARTS
--	--

Sub : Outcome of the Board Meeting

Dear Sir/Madam,

Further to our letter dated November 2, 2023, we wish to inform you that in terms of SEBI (Listing Obligations and Disclosure Requirements) Regulations, 2015, the Board of Directors of the Company at its meeting held today i.e., November 9, 2023, have interalia approved:

1. Unaudited Financial Results (Standalone and Consolidated) of the Company for the quarter and half year ended September 30, 2023, duly recommended by the Audit Committee. These Financial Results together with Limited Review Reports of the Statutory Auditors thereon are enclosed and will also be available on the Company's website at www.unipartsgroup.com.
2. Declaration of first interim dividend for FY 2023-24 of Rs. 8 per equity share of face value of Rs. 10 each i.e., 80% on the Equity Share Capital of the Company and fixed November 24, 2023, as the Record Date for determining the shareholders who will be entitled to the said dividend. The interim dividend shall be paid to the eligible shareholders within 30 days from the date of declaration.
3. Appointment of Ms. Celine George (DIN: 02563846) as Additional Director designated as Independent Director of the Company for a period of two (2) consecutive years with effect from November 9, 2023, to hold office up to November 8, 2025 (based on the recommendation of Nomination and Remuneration Committee). The Company is placing the appointment of Independent Director before the Shareholders of the Company for regularizing her appointment.

Ms. Celine George is not related to any Director of the Company and satisfies the criteria of independence prescribed under the Companies Act, 2013 (“the Act”) and the Listing Regulations. In accordance with the circular dated June 20, 2018, issued by the Stock Exchanges, we hereby confirm that Ms. Celine George is not debarred from holding the office of Director by virtue of any order passed by SEBI or any other such authority.

A brief profile of Ms. Celine George is enclosed as **Annexure A**.

4. Re-appointment of Mr. Gurdeep Soni (DIN: 00011478) as Managing Director of the Company for a period of five (5) consecutive years effective from 1st April 2024 to March 31, 2029, without any remuneration (based on the recommendation of the Nomination and Remuneration Committee), subject to approval of the Shareholders of the Company. His tenure will be completed on March 31, 2024.

Mr. Gurdeep Soni, Chairman and Managing Director and Mr. Paramjit Singh Soni, Vice Chairman and Executive Directors are siblings.

Further, in accordance with the circular dated June 20, 2018, issued by the stock exchanges, we hereby confirm that Mr. Gurdeep Soni is not debarred from holding the office of Director by virtue of any SEBI order or any other such authority.

A brief profile of Mr. Gurdeep Soni is enclosed as **Annexure B**.

5. Adoption and grant of:-
 - employee stock options to eligible employees of the Company under Uniparts India Limited – Employee Stock Option Scheme 2023 (“ESOS 2023”/ “Scheme”) (“New Scheme”)
 - employee stock options to the eligible employees of subsidiary company(ies) of the Company under ‘Uniparts India Limited – Employee Stock Option Scheme 2023’ (“ESOS 2023”/ “Scheme”)
 - employee stock option equal or more than 1% of Issued Capital to the identified employees.

subject to approval of the Shareholders of the Company and such other regulatory / statutory approvals as may be necessary.

The disclosure pursuant to SEBI Circular No. SEBI/HO/CFD/CFD-PoD-1/P/CIR/2023/123 dated July 13, 2023, is enclosed herewith as **Annexure - C**.

6. Adoption, amendment and ratification of:-
 - a. Uniparts Employee Stock Option Plan 2007
 - b. Grant of employee stock options to the employees of Subsidiary Company(ies) of the Company under ‘Uniparts Employee Stock Option Plan 2007.

UNIPARTS INDIA LTD.

subject to approval of the Shareholders of the Company and such other regulatory / statutory approvals as may be necessary.

The disclosure pursuant to SEBI Circular No. SEBI/HO/CFD/CFD-PoD-1/P/CIR/2023/123 dated July 13, 2023, is enclosed herewith as **Annexure - D.**

The approval of the Shareholders pertaining to clause 3,4,5 and 6 shall be obtained through Postal Ballot.

The Board Meeting commenced at **6.00 P.M (IST)** and concluded at **07:35 P.M (IST)**.

We request you to take the above on record and disseminate the same on your website.

Thanking You,

Yours faithfully,

For Uniparts India Limited

Jatin Mahajan
Company Secretary and Compliance Officer

Encl: As above

Annexure A

Brief Profile of Ms. Celine George

Ms. Celine is a postgraduate in Business Economics from Delhi University and Post Graduate Diploma in International management from IMI, Delhi. She is a Chevening Gurukul Scholar from London School of Political Science & Economics, UK. She is a certified assessor in organization Development. She is also a certified in the EUM for coaching and facilitation. She has worked in areas of Leadership, Corporate Restructuring, Business Transformation, People Performance and Change Management and has over 30 years of experience advising organisations, in the public and private sectors, across multiple industry verticals, Energy, Healthcare, Financial Services, Retail, Education Technology and Consulting.

She started her career in 1984 with ONGC and later worked with the Management Consulting Division of TCS. She has been a key member of the Executive Leadership of Cairn Energy India Pty Ltd, Max Healthcare Institute Limited and Aviva Life Insurance Company Pvt. Ltd.

She currently works as an Independent Management Consultant and serves as an Independent Director on the Board of PPAP Automotive Limited and as a member of the Governing Board of Action for Autism, a national level not-for-profit organization that has pioneered the autism movement in India and South Asia and runs facilities for persons on the Autism Spectrum.

Annexure B

Brief Profile of Mr. Gurdeep Soni

Mr. Gurdeep Soni is the Chairman and Managing Director of the Company and have been associated with the Company since its incorporation. He was appointed as a Director of the Company on September 26, 1994. He holds a master's degree in management studies from the Birla Institute of Technology and Science, Pilani. He has 42 years of work experience including experience in different roles within the Uniparts Group. He has been actively involved in the day-to-day operations of the Company and is responsible for the after-market business of the Uniparts Group.

Annexure C

ESOS 2023

a)	brief details of Options granted	9,02,675 (Nine Lakh Two Thousand Six Hundred Seventy-Five) employee stock options (“Options”) to be granted to the eligible employees as determined by the Nomination and Remuneration Committee.
b)	whether the scheme is in terms of SEBI (SBE) Regulations, 2021 (if applicable)	Yes, the scheme is in compliance with SEBI (Share Based Employee Benefits and Sweat Equity) Regulations, 2021
c)	total number of shares covered by these options	9,02,675 (Nine Lakh Two Thousand Six Hundred Seventy-Five) Options exercisable into not more than 9,02,675 (Nine Lakh Two Thousand Six Hundred Seventy-Five) equity shares of face value of Re. 10/- (Rupee Ten Only) each fully paid-up.
d)	pricing formula	The Exercise Price per Option shall be determined by the Nomination and Remuneration Committee which shall be up to a maximum of 25% (twenty-five percent) discount to Market Price of Share as on the date of Grant.
e)	options vested	Nil
f)	time within which option may be exercised	The Exercise Period in respect of the vested Options shall be subject to a maximum period of 3 (three) years from the date of last vesting.
g)	options exercised	Nil
h)	money realized by exercise of options	Nil
i)	the total number of shares arising as a result of exercise of option	Nil
j)	options lapsed	Nil
k)	variation of terms of options	Not Applicable
l)	brief details of significant terms	The Company will issue and grant up to 9,02,675 (Nine Lakh Two Thousand Six Hundred Seventy-Five) which is equivalent to 2% of issued and paid-up capital of the Company.
m)	subsequent changes or cancellation or exercise of such options	Not Applicable
n)	diluted earnings per share pursuant to issue of equity shares on exercise of options	Options are yet to be exercised

Annexure D

Uniparts Employee Stock Option Plan 2007

a)	brief details of Options granted	Uniparts Employee Stock Option Plan 2007 (“the Scheme”) contemplates issue of remaining 23,291 Equity Shares (Twenty Three Thousand Two Hundred Ninety One)] options and any options which will be forfeited/ lapsed/ cancelled as per the terms of the Scheme.
b)	whether the scheme is in terms of SEBI (SBE) Regulations, 2021 (if applicable)	Yes, the Scheme is in compliance with SEBI (Share Based Employee Benefits and Sweat Equity) Regulations, 2021
c)	total number of shares covered by these options	Number of Options to be granted in point (a) above shall be exercisable into equivalent number of equity shares of face value of Re. 10/- (Rupee Ten Only) each fully paid-up.
d)	pricing formula	The Exercise Price per Option shall be determined by the Nomination and Remuneration Committee which shall not be lesser than the face value of the Share as on date of Grant of such Option.
e)	options vested	Nil*
f)	time within which option may be exercised.	The Exercise Period in respect of the vested Options shall be subject to a maximum period of 3 (three) years from the date of last vesting.
g)	options exercised	The Company is yet to grant options against forfeited shares under ESOP Scheme, 2007.
h)	money realized by exercise of options	
i)	the total number of shares arising as a result of exercise of option	
j)	options lapsed	
k)	variation of terms of options	Not Applicable
l)	brief details of significant terms	The Company contemplates to issue forfeited shares. This scheme was implemented before IPO, therefore as per the requirement of Regulation 12 of the Securities and Exchange Board of India (Share Based Employee Benefits and Sweat Equity) Regulations, 2021, this scheme will be ratified with the approval of shareholders by way of special resolution.

UNIPARTS INDIA LTD.

		Also, amendment as to exercise period is contemplated which shall also be placed before shareholders for the approval. This amendment shall be prospective and shall be applicable to future grantees who may be granted options or shares under the Plan. This amendment is not detrimental to the interest of the existing option grantees.
m)	subsequent changes or cancellation or exercise of such options	Not Applicable
n)	diluted earnings per share pursuant to issue of equity shares on exercise of options	Options are yet to be exercised*

* Options contemplated in this Annexure are yet to granted.



S.C.VARMA AND CO.

Chartered Accountants

A-60, NDSE, Part-I New Delhi - 110049,

Tel.: 24648247, 24649845, 41625248

Email : scvarma@scvandco.com

Independent Auditor's Limited Review Report on the Unaudited Consolidated Financial Results of Uniparts India Limited for the quarter and half year ended 30th September 2023 pursuant to Regulation 33 and Regulation 52(4) of the SEBI (Listing Obligation and Disclosure Requirements) Regulations, 2015, as amended.

To the Board of Directors

M/s Uniparts India Limited

1. We have reviewed the accompanying Statement of Unaudited Consolidated Financial Results of M/s Uniparts India Limited ("the Parent") and its subsidiaries (the Parent and its subsidiaries together referred to as "the Group"), for the quarter and half year ended 30th September, 2023 (the "Statement"), being submitted by the Parent pursuant to the requirement of Regulation 33 and Regulation 52(4) of the SEBI (Listing Obligations and Disclosure Requirements) Regulations, 2015, as amended ("the Regulation").

2. This Statement, which is the responsibility of the Parent's Management and approved by the Parent's Board of Directors, has been prepared in accordance with the recognition and measurement principles laid down in Indian Accounting Standard 34 "Interim Financial Reporting" ("Ind AS 34"), prescribed under Section 133 of the Companies Act, 2013 read with relevant rules issued thereunder, and other accounting principles generally accepted in India. Our responsibility is to express a conclusion on the Statement based on our review.

3. We conducted our review of the Statement in accordance with the Standard on Review Engagements (SRE) 2410 "Review of Interim Financial Information Performed by the Independent Auditor of the Entity", issued by the Institute of Chartered Accountants of India. A review of interim financial information consists of making inquiries, primarily of persons responsible for financial and accounting matters, and applying analytical and other review procedures. A review is substantially less in scope than an audit conducted in accordance with Standards on Auditing and consequently does not enable us to obtain assurance that we would become aware of all significant matters that might be identified in an

Accordingly, we do not express an audit opinion.



We also performed procedures in accordance with the Circular issued by the SEBI under Regulation 33 (8) of the SEBI (Listing Obligations and Disclosure Requirements) Regulations, 2015, as amended, to the extent applicable.

4. The Statement includes the results of the following entities:

Wholly Owned Subsidiaries:-

- i. Gripwel Fasteners Pvt Ltd.
- ii. Uniparts USA Limited
- iii. Uniparts India GmbH
- iv. Gripwel Conag Pvt Ltd

Step down Subsidiary :-

- i. Uniparts Olsen Inc.*
*held through Uniparts USA Limited

5. Based on our review conducted and procedures performed as stated in paragraph 3 above and based on the consideration of the review reports of the other auditors referred to in paragraph 6 below, nothing has come to our attention that causes us to believe that the accompanying Statement, prepared in accordance with the recognition and measurement principles laid down in the aforesaid Indian Accounting Standard and other accounting principles generally accepted in India, has not disclosed the information required to be disclosed in terms of Regulation 33 and Regulation 52(4) of the SEBI (Listing Obligations and Disclosure Requirements) Regulations, 2015, as amended, including the manner in which it is to be disclosed, or that it contains any material misstatement.

Our conclusion is not modified in respect of this matter.


6. We did not review the interim financial information of Two subsidiaries and one step down subsidiary included in the unaudited consolidated financial results, whose interim financial information reflect total assets of Rs. 5,327.36 Million as at 30th September, 2023 and total revenues of Rs. 1,726.33 Million and Rs. 3,513.20 Million, total net profit/(loss) after tax of Rs.109.09 Million and Rs 269.98 Million, total comprehensive income / (loss) of Rs. 109.09 Million and Rs. 269.98 Million, for the quarter and half year ended 30th September, 2023 respectively and cash flows (net) of Rs. 120.69



Million for the half year ended September, 2023, as considered in the consolidated unaudited financial results. This interim financial information has been reviewed by other auditors (Appendix -I) whose reports have been furnished to us by the Management and our conclusion on the Statement, in so far as it relates to the amounts and disclosures included in respect of these subsidiaries is based solely on the reports of the other auditors and the procedures performed by us as stated in paragraph 3 above.

Our conclusion on the Statement is not modified in respect of the above matters.

For S.C.Varma and Co.
Chartered Accountants
Firm Regn. No: 000533N



(S.C. Varma)

Partner

M. No.: 011450

UDIN : 23011450BGTUOH6827

Place: New Delhi

Date: 9th November, 2023

Appendix-I

Appendix appended to Independent Auditors' Limited Review Report for the quarter and half year ended 30th September, 2023

S. No.	Name of Subsidiary/step down subsidiary	Name of Auditor for the quarter and half year ended 30 th September, 2023
1	Uniparts USA Ltd.	KNAV P.A.
2	Uniparts Olsen Inc.*	KNAV P.A.
3	Uniparts India GmbH	dhpG Dr. Harzem & Partner mbB

* held through Uniparts USA Ltd.



Uniparts India Limited

Regd Office : Gripwel House, Block-5, Sector C 6 & 7 Vasant Kunj New Delhi 110070

CIN L74899DL1994PLCO61753

Ph No +91 120 458 1400



Email : compliance.officer@unipartsgroup.com; Website : www.unipartsgroup.com

Statement Of Unaudited Consolidated Assets and Liabilities as at September 30, 2023

Particular	(INR in millions)	
	Unaudited As at 30-09-2023	Audited As at 31-03-2023
ASSETS		
NON-CURRENT ASSETS		
Property, plant and equipment	2,040.68	2,036.94
Right-of-Use Assets	667.70	655.60
Capital work-in-progress	75.86	71.27
Goodwill	663.19	659.99
Other intangible assets	14.73	16.02
Intangible assets under development	2.49	1.41
Financial assets		
Other financial assets	63.36	62.10
Current tax assets (Net)	77.27	59.22
Other assets	8.85	32.62
Total non-current assets	3,614.13	3,595.17
CURRENT ASSETS		
Inventories	4,326.90	4,530.28
Financial assets		
Investments	921.70	250.17
Trade receivables	1,391.79	1,553.34
Cash and cash equivalents	263.32	386.44
Other balances with banks	0.21	0.33
Loans	2.93	3.84
Other financial assets	31.54	33.16
Other assets	289.71	220.78
Total current assets	7,228.10	6,978.34
Total Assets	10,842.23	10,573.51
EQUITY AND LIABILITIES		
EQUITY		
Equity share capital	446.20	446.20
Other equity	8,301.53	7,860.04
Total equity	8,747.73	8,306.24
LIABILITIES		
NON-CURRENT LIABILITIES		
Financial liabilities		
Borrowings	21.94	93.87
Lease liabilities	358.62	359.75
Provisions	179.83	164.47
Deferred tax liabilities (Net)	230.08	228.86
Other liabilities	10.51	10.62
Total non-current liabilities	800.98	857.57
CURRENT LIABILITIES		
Financial liabilities		
Borrowings	152.57	80.70
Lease liabilities	92.48	75.76
Derivative instruments	8.93	19.40
Trade payables due to:		
Micro and small enterprises	139.15	289.74
Other than micro and small enterprises	450.78	414.99
Other financial liability	21.15	76.38
Other liabilities	271.94	296.51
Provisions	64.50	63.01
Current tax payable	92.02	93.21
Total current liabilities	1,293.52	1,409.70
Total equity and liabilities	10,842.23	10,573.51

See accompanying Notes to the Financial Statements

Place: Gurugram
Date : November 09, 2023



FOR AND ON BEHALF OF THE BOARD



(Signature)
GURDEEP SONI
Chairman & Managing Director
DIN : 00011478

Uniparts India Limited
 Regd Office : Gripwel House, Block-5, Sector C 6 & 7 Vasant Kunj New Delhi 110070
 CIN L74899DL1994PLCO61753
 Ph No +91 120 458 1400

Email : compliance.officer@unipartsgroup.com: Website : www.unipartsgroup.com

Statement Of Unaudited Consolidated Financial Results For The Quarter And Half Year Ended September 30, 2023

Particular	Quarter Ended			Half Year Ended		(INR in Millions)
						Year Ended
	30-09-2023 Unaudited	30-06-2023 Unaudited	30-09-2022 Unaudited	30-09-2023 Unaudited	30-09-2022 Unaudited	31-03-2023 Audited
INCOME						
Revenue from operations	2,936.80	2,967.68	3,597.63	5,904.48	7,066.04	13,660.21
Other income	10.21	8.84	18.19	19.05	27.39	162.23
Total Income	2,947.01	2,976.52	3,615.82	5,923.53	7,093.43	13,822.44
EXPENSES						
Cost of materials consumed	969.89	1,132.19	1,372.03	2,102.08	2,770.16	4,966.79
Changes in inventories of finished goods, work-in-progress, stock-in-trade and scrap	142.74	20.34	(128.98)	163.08	-293.64	-91.47
Employee benefits expense	612.80	600.97	597.94	1,213.77	1,185.26	2,396.45
Finance costs	10.65	11.38	17.59	22.03	31.03	59.73
Depreciation and amortization expenses	104.59	99.48	98.68	204.07	194.54	390.28
Other expenses	675.28	621.11	960.38	1,296.39	1,856.04	3,418.34
Total expenses	2,515.95	2,485.47	2,917.64	5,001.42	5,743.39	11,140.12
Net Profit/(Loss) for the period (Before Tax, Exceptional and/or Extraordinary Items)	431.06	491.05	698.18	922.11	1,350.04	2,682.32
Exceptional and Extraordinary Items	-	-	-	-	-	-
Net Profit/(Loss) for the period before Tax (After Exceptional and/or Extraordinary Items)	431.06	491.05	698.18	922.11	1,350.04	2,682.32
TAX EXPENSES						
Current tax	103.59	118.01	180.02	221.60	342.51	661.17
Earlier years	0.81	-	-	0.81	-	-5.23
Deferred tax	(3.31)	1.95	(9.44)	-1.36	-25.24	-22.55
Total tax expenses	101.09	119.96	170.58	221.05	317.27	633.39
Profit for the period	329.97	371.09	527.60	701.06	1,032.77	2,048.93
OTHER COMPREHENSIVE INCOME						
Items that will not be reclassified to Profit or Loss						
Re-measurement gains / (losses) of defined benefit plans	2.27	(9.45)	(2.80)	(7.18)	(4.16)	16.61
Income tax effect	(0.57)	2.38	0.71	1.81	1.05	(4.18)
	1.70	(7.07)	(2.09)	(5.37)	(3.11)	12.43
Items that will be reclassified to Profit or Loss						
Effective portion of cash flow hedge	(10.37)	20.84	(38.39)	10.47	(101.71)	(55.02)
Exchange differences in translating the financial statements of foreign operations	(2.36)	(13.49)	(0.32)	(15.85)	(8.77)	(82.39)
Income tax effect	2.61	(5.25)	9.66	(2.64)	25.60	13.85
	(10.12)	2.10	(29.05)	(8.02)	(84.88)	(123.56)
Total other comprehensive income/(loss) for the period (net of tax)	(8.42)	(4.97)	(31.14)	(13.39)	(87.99)	(111.13)
Total comprehensive income for the period	321.55	366.12	496.46	687.67	944.78	1,937.80
Paid-up equity share capital (face value of Rs. 10.00 per share)	446.20	446.20	446.20	446.20	446.20	446.20
Reserve excluding Revaluation Reserve as at balance sheet date						8,306.24
Basic Earning Per Share (EPS) (In ₹) (*Not annualised)	7.41*	8.35*	11.94*	15.76*	23.36*	46.32
Diluted Earning Per Share (EPS) (In ₹) (*Not annualised)	7.31*	8.22*	11.69*	15.53*	22.88*	45.40
See accompanying Notes to the Financial Statements						



Notes to the Consolidated Unaudited Results for the Quarter and Half Year Ended September 30, 2023

1. The above Consolidated financial results of the company were reviewed by the Audit committee and approved by the board of directors at their meeting held on November 09, 2023. The statutory auditors have carried out limited review of the results for the quarter and Half year ended September 30, 2023 and have issued an unmodified review report.

2. These Consolidated financial results for the quarter and Half year ended September 30, 2023 have been prepared in accordance with the Indian Accounting Standard 34 "Interim Financial Reporting" ("Ind AS 34"), notified under Section 133 of the Companies Act, 2013 and Regulation 33 of Securities and Exchange Board of India (Listing Obligations and Disclosure Requirements) Regulations 2015, as amended.



3. The Company operates primarily in the business of manufacturing of Linkage Parts and Components for Off-Highway Vehicles. Chief Operating Decision Maker (CODM), evaluates the company's performance, based on the analysis of the various performance indicators of the company, the Chief Operating Decision Maker (CODM) has decided that there is no reportable segment for the Company.

4. The Board of Directors of the company has considered and declared interim dividend of Rs. 8.00 (Rupees Eight only) per share i.e. @ 80.00% on face value of per equity share of Rs. 10/- (Rupees Ten only) each, fully paid up, during the quarter and period ended September 30, 2023 in its meeting held on November 09, 2023.


5. The figures for the corresponding previous periods /year have been regrouped/rearranged/reclassified wherever necessary, to make them comparable.

Place: Gurugram

Date : November 09, 2023



FOR AND ON BEHALF OF THE BOARD


GURDEEP SONI
Chairman & Managing Director
DIN : 00011478

Uniparts India Limited

Regd Office : Gripwel House, Block-5, Sector C 6 & 7 Vasant Kunj New Delhi 110070


CIN L74899DL1994PLC061753

Ph No +91 120 458 1400

Email : compliance.officer@unipartsgroup.com; Website : www.unipartsgroup.com

Statement Of Unaudited Consolidated Cash Flows For The Half Year Ended September 30, 2023

Particular	(INR in millions)	
	Unaudited Six month ended 30-09-2023	Unaudited Six month ended 30-03-2022
A. CASH FLOW FROM OPERATING ACTIVITIES:		
Profit before tax	922.11	1,350.01
Adjustments for:		
Depreciation and amortization expenses	204.07	194.55
Interest expenses	5.15	17.54
Interest income	(0.91)	(3.34)
Deferred tax	0.40	(13.88)
Interest on lease liabilities	10.39	7.12
Expense on employee stock option scheme	0.62	2.09
Amount received to Uniparts Employees Stock Option Plan (ESOP) Trust	25.00	-
(Profit) / loss on sale of property, plant and equipment	(1.79)	(1.66)
Unrealised foreign exchange (gain)/ loss	9.32	8.63
Exchange difference on translation of assets and liabilities	3.21	(67.91)
Operating Profit Before Working Capital Changes	1,177.57	1,493.15
Adjustments For Changes In Working Capital :		
Increase/(decrease) in loans	0.91	0.47
(Increase)/decrease in other financial assets (non-current)	(1.26)	(9.33)
(Increase)/decrease in other non-current assets	23.77	(2.23)
(Increase)/decrease in inventories	203.39	(365.40)
(Increase)/decrease in trade receivables	150.89	(14.95)
(Increase)/decrease in other financial assets (current)	1.62	0.34
(Increase)/decrease in current tax assets (net)	(17.94)	79.45
(Increase)/decrease in other current assets	(68.94)	(33.37)
Increase/(decrease) in provisions (non-current)	8.17	0.61
Increase/(decrease) in other non-current liabilities	(0.11)	0.44
Increase/(decrease) in trade payables	(113.46)	(33.62)
Increase/(decrease) in other financial liabilities	(55.23)	-
Increase/(decrease) in other current liabilities	(25.61)	(22.61)
Increase/(decrease) in current tax liabilities	(1.18)	(68.32)
Increase/(decrease) in provisions (current)	1.48	8.25
Cash generated from/(used in) operations	1,284.07	1,032.88
Income tax (paid) / refunds	(221.05)	(317.27)
Net cash flow from/ (used in) operating activities (A)	1,063.02	715.61
B. CASH FLOW FROM INVESTING ACTIVITIES:		
Payments for purchase of property, plant and equipment and capital work in progress	(161.73)	(147.71)
Payments for purchase of intangible assets	(4.27)	(0.07)
proceeds from sale of property, plant and equipment	6.15	11.01
(Investment)/Redemption in financial instrument	(671.53)	-
Interest received	0.91	3.34
Net cash flow from/ (used in) investing activities (B)	(830.47)	(133.43)
C. CASH FLOW FROM FINANCING ACTIVITIES		
Proceeds/(repayment) from short term borrowings	71.87	(283.02)
Interest on lease liabilities	(10.39)	(7.12)
Payment of Lease Liabilities	(42.66)	(27.13)
Repayment of long term borrowings	(71.93)	(5.89)
Interest paid	(5.15)	(17.54)
Payment of dividend on equity shares	(271.91)	(162.48)
Net cash flow from/ (used in) financing activities (C)	(330.17)	(503.18)
Net increase/(decrease) in cash and cash equivalents (A+B+C)	(97.62)	79.00
Opening balance of cash and cash equivalents	386.76	139.95
Net increase/(decrease) in temporary overdraft	1.02	0.12
Effects of exchange difference on cash and cash equivalent held in foreign currency	(26.63)	6.75
Closing balance of cash and cash equivalents	263.53	225.82
Cash and cash equivalents comprises :		
Cash in hand	1.18	2.29
Balances with banks	262.14	222.20
Other bank balances	0.21	1.33



Uniparts India Limited

Regd Office : Gripwel House, Block-5, Sector C 6 & 7 Vasant Kunj New Delhi 110070



CIN L74899DL1994PLCO61753

Ph No +91 120 458 1400

Email : compliance.officer@unipartsgroup.com; Website : www.unipartsgroup.com

Ratios of Unaudited Consolidated Financial Results For The Quarter And Half Year Ended September 30, 2023

Sr No	Particular	Quarter Ended			Half year Ended		(INR in Millions)
							Year Ended
		30-09-2023 Unaudited	30-06-2023 Unaudited	30-09-2022 Unaudited	30-09-2023 Unaudited	30-09-2022 Unaudited	31-03-2023 Audited
a)	Debt Equity Ratio (number of times) [Debt/ Total Equity]	0.02	0.01	0.13	0.02	0.13	0.02
b)	Debt Service Coverage Ratio (number of times) (not annualised) [[Profit after tax+Depreciation and amortisation expense+finance cost+Loss/(Profit) on sale of fixed assets+Fixed assets written-off]/(Interest paid + Lease repayments + Long term secured loans repaid)]	4.17	13.08	10.40	6.74	13.65	21.97
c)	Interest Service Coverage Ratio (number of times) (not annualised) [[Profit before tax+Interest on Borrowings]/Interest on Borrowings]	240.48	147.58	67.68	180.05	77.97	82.16
d)	Net worth (₹ In millions)	8,747.73	8,413.32	7,636.87	8,747.73	7,636.87	8,306.24
e)	Current ratio (number of times) [Current assets / Current liabilities]	5.59	5.25	2.99	5.59	2.99	4.95
f)	Long term debt to working capital (number of times) [Long Term Borrowings/Working capital]	0.01	0.02	0.02	0.01	0.02	0.02
g)	Bad debts to Account receivable ratio (%) [Bad Debts / Average of Trade receivable]	0.00%	0.00%	0.01%	0.00%	0.01%	0.02%
h)	Current liability ratio (number of times) [Current liabilities / (Total liabilities)]	0.62	0.63	0.75	0.62	0.75	0.62
i)	Total debts to total assets (number of times) [(Non current borrowings + Current borrowings) / Total assets]	0.02	0.01	0.09	0.02	0.09	0.02
j)	Debtors turnover (number of times) (not annualised) [Sale of goods and services / Average Trade receivables]	1.98	1.95	1.83	3.98	3.59	7.76
k)	Inventory turnover (number of times) (not annualised) [(Cost of materials consumed+Changes in inventories of finished goods, work-in-progress and scrap)/ average inventory]	0.25	0.26	0.27	0.51	0.54	1.09
l)	Operating margin (%) [(Profit before tax + Net Finance Charges +Depreciation and amortisation - Other income) / Revenue from operations]	18.25%	19.98%	22.13%	19.12%	21.91%	21.74%
m)	Net profit margin (%) [Net profit after tax / Revenue from operations]	11.24%	12.50%	14.67%	11.87%	14.62%	15.00%





S.C.VARMA AND CO.

Chartered Accountants

A-60, NDSE, Part-I New Delhi - 110049,

Tel.: 24649845, 41625248

Email : scvarma@scvandco.com

Independent Auditor's Limited Review Report on the Unaudited Standalone Financial Results of Uniparts India Limited for the quarter and half year ended 30th September 2023 pursuant to Regulation 33 and Regulation 52(4) of the SEBI (Listing Obligation and Disclosure Requirements) Regulations, 2015, as amended.


**To the Board of Directors of
Uniparts India Limited**

1. We have reviewed the accompanying statement of unaudited standalone financial results of Uniparts India Limited ("the Company") for the quarter and half year ended 30th September, 2023 (the "Statement") attached herewith, being submitted by the Company pursuant to the requirement of Regulation 33 and Regulation 52(4) of the SEBI (Listing Obligation and Disclosure Requirements) Regulations, 2015 ("the Regulation") as amended.
2. This Statement, which is the responsibility of the Company's Management and approved by the Company's Board of Directors, has been prepared in accordance with the recognition and measurement principles laid down in the Indian Accounting Standard 34 "Interim Financial Reporting" ("Ind AS 34"), prescribed under Section 133 of the Companies Act, 2013 read with relevant rules issued thereunder and other accounting principles generally accepted in India. Our responsibility is to issue a report on these financial statements based on our review.
3. We conducted our review of the Statement in accordance with the Standard on Review Engagements (SRE) 2410 'Review of Interim Financial Information Performed by the Independent Auditor of the Entity', issued by the Institute of Chartered Accountants of India (ICAI). A review of interim financial information consists of making inquiries, primarily of the Company's personnel responsible for financial and accounting matters, and applying analytical and other review procedures. A review is substantially less in scope than an audit conducted in accordance with Standards on Auditing specified under section 143(10) of the Companies Act, 2013 and consequently does not enable us to obtain assurance that we would become aware of all significant matters that might be identified in an audit. Accordingly, we do not express an audit opinion.



4. Based on our review conducted as stated in Paragraph 3 above, nothing has come to our attention that causes us to believe that the accompanying Statement, prepared in accordance with applicable accounting standards and other recognized accounting practices and policies has not disclosed the information required to be disclosed in terms of Regulation 33 and Regulation 52(4) of the SEBI (Listing Obligations and Disclosure Requirements) Regulations, 2015, as amended, including the manner in which it is to be disclosed, or that it contains any material misstatement.

For S.C.Varma and Co.
Chartered Accountants
Firm Regn. No: 000533N



(S.C. Varma)

Partner

M. No.: 011450

UDIN: 23011450BGTUOG3550

Place: New Delhi

Date: 9th November 2023

Uniparts India Limited

Regd Office : Gripwel House, Block-5, Sector C 6 & 7 Vasant Kunj New Delhi 110070

CIN L74899DL1994PLCO61753


Ph No +91 120 458 1400

Email : compliance.officer@unipartsgroup.com; Website : www.unipartsgroup.com


Statement Of Unaudited Standalone Assets and Liabilities as at September 30, 2023

Particular	(INR in millions)	
	Unaudited	Audited
	As at 30-09-2023	As at 31-03-2023
ASSETS		
NON-CURRENT ASSETS		
Property, plant and equipment	1,582.14	1,614.70
Right-of-Use Assets	364.99	383.15
Capital work-in-progress	20.22	32.90
Intangible assets	12.31	14.72
Intangible assets under development	2.49	1.41
Financial assets		
Investments	508.88	508.76
Other financial assets	45.63	44.53
Current tax assets (Net)	75.61	58.11
Other assets	5.31	15.74
Total non-current assets	2,617.58	2,674.02
CURRENT ASSETS		
Inventories	1,577.21	1,533.02
Financial assets		
Investments	650.13	160.07
Trade receivables	1,183.23	1,289.37
Cash and cash equivalents	73.52	284.98
Other balances with banks	0.21	0.33
Loans	149.65	18.67
Other financial assets	31.54	33.16
Other assets	184.25	152.76
Total current assets	3,849.74	3,472.36
Total Assets	6,467.32	6,146.38
EQUITY AND LIABILITIES		
EQUITY		
Equity share capital	446.20	446.20
Other equity	4,904.66	4,540.34
Total equity	5,350.86	4,986.54
LIABILITIES		
NON-CURRENT LIABILITIES		
Financial liabilities		
Lease liabilities	96.79	112.25
Provisions	138.70	127.37
Deferred tax liabilities (Net)	54.12	65.70
Other liabilities	1.90	2.10
Total non-current liabilities	291.51	307.42
CURRENT LIABILITIES		
Financial liabilities		
Borrowings	110.00	-
Lease liabilities	29.69	27.59
Derivative instruments	7.83	14.66
Trade payables due to:		
Micro and small enterprises	124.37	261.72
Other than micro and small enterprises	328.34	291.78
Other financial liability	21.15	76.38
Other liabilities	161.31	140.28
Provisions	42.26	38.00
Current tax payable	-	2.01
Total current liabilities	824.95	852.42
Total equity and liabilities	6,467.32	6,146.38

See accompanying Notes to the Financial Statements



Place: Gurugram
Date: November 09, 2023





FOR AND ON BEHALF OF THE BOARD

[Signature]
GURDEEP SONI
Chairman & Managing Director
DIN : 0011478

Statement Of Unaudited Standalone Financial Results For The Quarter And Half Year Ended September 30, 2023



Particular	Quarter Ended			Half Year Ended		(INR in Millions)
						Year Ended
	30-09-2023 Unaudited	30-06-2023 Unaudited	30-09-2022 Unaudited	30-09-2023 Unaudited	30-09-2022 Unaudited	31-03-2023 Audited
INCOME						
Revenue from operations	1,864.20	1,786.92	2,501.10	3,651.12	4,774.92	9,292.36
Other income	10.44	278.49	0.56	288.93	168.69	483.22
Total Income	1,874.64	2,065.41	2,501.66	3,940.05	4,943.61	9,775.58
EXPENSES						
Cost of materials consumed	750.49	822.31	1,117.20	1,572.80	2,194.39	3,879.55
Changes in inventories of finished goods, work-in-progress, stock-in-trade and scrap	77.43	(115.41)	(44.30)	(37.98)	(178.77)	56.11
Employee benefits expense	331.26	319.72	324.89	650.98	655.78	1,312.54
Finance costs	3.09	2.70	10.19	5.79	17.74	31.84
Depreciation and amortization expenses	69.91	66.03	64.85	135.94	128.85	260.53
Other expenses	459.53	424.56	673.27	884.09	1,307.04	2,384.26
Total expenses	1,691.71	1,519.91	2,146.10	3,211.62	4,125.03	7,924.83
Net Profit/(Loss) for the period (Before Tax, Exceptional and/or Extraordinary Items)	182.93	545.50	355.56	728.43	818.58	1,850.75
Exceptional and Extraordinary Items	-	-	-	-	-	-
Net Profit/(Loss) for the period before Tax (After Exceptional and/or Extraordinary Items)	182.93	545.50	355.56	728.43	818.58	1,850.75
TAX EXPENSES						
Current tax	52.75	77.49	96.09	130.24	178.80	369.55
Earlier years	0.76	-	-	0.76	-	(1.78)
Deferred tax	(5.22)	(6.47)	(4.35)	(11.69)	(11.66)	(12.27)
Total tax expenses	48.29	71.02	91.74	119.31	167.14	355.50
Net Profit/(Loss) for the period after tax (After Exceptional and/or Extraordinary Items)	134.64	474.48	263.82	609.12	651.44	1,495.25
OTHER COMPREHENSIVE INCOME						
Items that will not be reclassified to Profit or Loss						
Re-measurement gains / (losses) of defined benefit plans	2.16	(8.53)	(2.11)	(6.37)	(3.73)	12.69
Income tax effect	(0.55)	2.15	0.53	1.60	0.94	(3.19)
	1.61	(6.38)	(1.58)	(4.77)	(2.79)	9.50
Items that will be reclassified to Profit or Loss						
Effective portion of cash flow hedge	(6.61)	13.45	(26.12)	6.84	(70.84)	(33.58)
Income tax effect	1.66	(3.38)	13.00	(1.72)	17.83	8.45
	(4.95)	10.07	(13.12)	5.12	(53.01)	(25.13)
Total other comprehensive income/(loss) for the period (net of tax)	(3.34)	3.69	(14.70)	0.35	(55.80)	(15.63)
Total comprehensive income for the period	131.30	478.17	249.12	609.47	595.64	1,479.62
Paid-up equity share capital (face value of Rs. 10.00 per share)	446.20	446.20	446.20	446.20	446.20	446.20
Reserve excluding Revaluation Reserve as at balance sheet date						4,986.54
Basic Earning Per Share (EPS) (In ₹) (*Not annualised)	3.01*	10.68*	6.02*	13.69*	14.74*	33.81
Diluted Earning Per Share (EPS) (In ₹) (*Not annualised)	2.99*	10.51*	5.9*	13.5*	14.44*	33.13

See accompanying Notes to the Financial Statements



Notes to the Standalone Unaudited Results for the Quarter and Half year Ended September 30, 2023

1. The above standalone financial results of the company were reviewed by the Audit committee and approved by the board of directors at their meeting held on November 09, 2023. The statutory auditors have carried out limited review of the results for the quarter and half year ended September 30, 2023 and have issued an unmodified review report.
2. These standalone financial results for the quarter and half year ended September 30, 2023 have been prepared in accordance with the Indian Accounting Standard 34 "Interim Financial Reporting" ("Ind AS 34"), notified under Section 133 of the Companies Act, 2013 and Regulation 33 of Securities and Exchange Board of India (Listing Obligations and Disclosure Requirements) Regulations 2015, as amended.
3. The Company operates primarily in the business of manufacturing of Linkage Parts and Components for Off-Highway Vehicles. Chief Operating Decision Maker (CODM), evaluates the company's performance, based on the analysis of the various performance indicators of the company, the Chief Operating Decision Maker (CODM) has decided that there is no reportable segment for the Company.
4. The Board of Directors of the company has considered and declared interim dividend of Rs. 8.00 (Rupees Eight only) per share i.e. @ 80.00% on face value of per equity share of Rs. 10/- (Rupees Ten only) each, fully paid up, during the quarter and period ended September 30, 2023 in its meeting held on November 09, 2023.
5. The figures for the corresponding previous periods /year have been regrouped/rearranged/reclassified wherever necessary, to make them comparable.



FOR AND ON BEHALF OF THE BOARD

GURDEEP SONI



Chairman & Managing Director

Place: Gurugram

Date : November 09, 2023

Statement Of Unaudited Standalone Cash Flows For The Half Year Ended September 30, 2023

Particular	(INR in millions)	
	Unaudited Half Year ended 30-09-2023	Unaudited Half Year ended 30-09-2022
A. CASH FLOW FROM OPERATING ACTIVITIES:		
Profit before tax	728.43	818.58
Adjustments for:		
Depreciation and amortization expenses	135.94	128.85
Interest expenses	0.47	13.17
Interest income	(4.91)	(2.87)
Expense on employee stock option scheme	0.53	1.83
Amount received from Uniparts Employees Stock Option Plan (ESOP) Trust	25.00	-
Dividend income	(269.24)	(161.28)
(Profit) / Loss on sale of property, plant and equipment	0.62	(0.05)
Unrealised foreign exchange (gain)/ loss	5.49	4.52
Operating Profit Before Working Capital Changes	622.33	802.75
Adjustments For Changes In Working Capital :		
Increase/(decrease) in loans	(130.98)	(9.40)
(Increase)/decrease in other financial assets (non-current)	(1.10)	(1.06)
(Increase)/decrease in other non-current assets	10.43	(13.35)
(Increase)/decrease in inventories	(44.20)	(234.05)
(Increase)/decrease in trade receivables	100.67	59.11
(Increase)/decrease in other financial assets (current)	1.62	0.34
(Increase)/decrease in current tax assets (net)	(17.45)	24.72
(Increase)/decrease in other current assets	(31.49)	(40.55)
Increase/(decrease) in provisions (non-current)	4.95	0.46
Increase/(decrease) in other non-current liabilities	(0.20)	(0.20)
Increase/(decrease) in trade payables	(100.80)	(41.06)
Increase/(decrease) in other financial liabilities	(55.23)	-
Increase/(decrease) in other current liabilities	21.02	(16.80)
Increase/(decrease) in provisions (current)	4.25	7.38
Cash generated from/(used in) operations	383.82	538.29
Income tax (paid) / refunds	133.01	189.84
Net cash flow from/ (used in) operating activities (A)	250.81	348.45
B. CASH FLOW FROM INVESTING ACTIVITIES:		
Payments for purchase of property, plant and equipment and capital work in progress	(71.13)	(62.31)
Payments for purchase of intangible assets	(3.16)	(0.07)
Proceeds from sale of property, plant and equipment	2.46	7.93
Interest received	4.91	2.87
Dividend received	269.24	161.28
Investment in Nippon fund	(490.06)	-
Proceeds from equity shares of foreign subsidiary	-	48.54
Investment in equity shares of Indian subsidiary	-	(25.00)
Net cash flow from/ (used in) investing activities (B)	(287.74)	133.24
C. CASH FLOW FROM FINANCING ACTIVITIES		
Proceeds/(repayment) from short term borrowings	110.00	(230.83)
Payment of Lease Liabilities	(13.38)	(15.30)
Repayment of long term borrowings	-	-
Interest paid	(0.47)	(13.17)
Payment of dividend on equity shares	(270.80)	(162.49)
Net cash flow from/ (used in) financing activities (C)	(174.65)	(421.79)
Net increase/(decrease) in cash and cash equivalents (A+B+C)	(211.58)	59.90
Opening balance of cash and cash equivalents	285.30	51.29
Net increase/(decrease) in temporary overdraft	-	0.02
Closing balance of cash and cash equivalents	73.72	111.21
Cash and cash equivalents comprises :		
Cash in hand	0.80	0.74
Balances with banks	72.71	109.14
Other bank balances	0.21	1.33



Uniparts India Limited
 Regd Office : Gripwel House, Block-5, Sector C 6 & 7 Vasant Kunj New Delhi 110070
 CIN L74899DL1994PLCO61753
 Ph No +91 120 458 1400

Email : compliance.officer@unipartsgroup.com; Website : www.unipartsgroup.com

Ratios of Unaudited Standalone Financial Results For The Quarter And Half Year Ended September 30, 2023

Sr No	Particular	Quarter Ended			Half Year Ended		(INR in Millions)
		30-09-2023	30-06-2023	30-09-2022	30-09-2023	30-09-2022	Year Ended
		Unaudited	Unaudited	Unaudited	Unaudited	Unaudited	31-03-2023
a)	Debt Equity Ratio (number of times) [Debt/ Total Equity]	0.02	-	0.16	0.02	0.16	-
b)	Debt Service Coverage Ratio (number of times) (not annualised) [(Profit after tax+Depreciation and amortisation expense+finance cost+Loss/(Profit) on sale of fixed assets+Fixed assets written-off)/(Interest paid + Lease repayments + Long term secured loans repaid)]	23.68	65.55	9.51	44.03	16.37	31.85
c)	Interest Service Coverage Ratio (number of times) (not annualised) [(Profit before tax+Interest on Borrowings)/Interest on Borrowings]	390.21	NA	48.07	1,550.85	63.15	82.71
d)	Net worth (₹ In millions)	5,350.86	5,203.91	4,465.01	5,350.86	4,465.01	4,986.54
e)	Current ratio (number of times) [Current assets / Current liabilities]	4.67	4.64	2.21	4.67	2.21	4.07
f)	Long term debt to working capital (number of times) [Long Term Borrowings/Working capital]	-	-	0.01	-	0.01	-
g)	Bad debts to Account receivable ratio (%) [Bad Debts / Average of Trade receivable]	0.00%	0.00%	0.01%	0.00%	0.02%	0.02%
h)	Current liability ratio (number of times) [Current liabilities / (Total liabilities)]	0.74	0.72	0.88	0.74	0.88	0.73
i)	Total debts to total assets (number of times) [(Non current borrowings + Current borrowings) / Total assets]	0.02	-	0.11	0.02	0.11	-
j)	Debtors turnover (number of times) (not annualised) [Sale of goods and services / Average Trade receivables]	1.49	1.43	1.57	2.93	2.99	6.36
k)	Inventory turnover (number of times) (not annualised) [(Cost of materials consumed+Changes in inventories of finished goods, work-in-progress and scrap)/ average inventory]	0.53	0.44	0.64	0.99	1.21	2.55
l)	Operating margin (%) [(Profit before tax + Net Finance Charges +Depreciation and amortisation - Other Income) / Revenue from operations]	13.17%	18.79%	17.20%	15.92%	16.68%	17.86%
m)	Net profit margin (%) [Net profit after tax / Revenue from operations]	7.22%	26.54%	10.64%	16.68%	13.64%	16.09%

