

IndusInd Bank

January 18, 2024

National Stock Exchange of India Ltd. (Symbol: INDUSINDBK)
BSE Ltd. (Scrip Code: 532187)
Luxembourg Stock Exchange

Madam/ Dear Sir,

Sub: Outcome of the meeting of Board of Directors of IndusInd Bank Limited (the Bank) for approval of the Unaudited Standalone and Consolidated Financial Results for the quarter and nine months ended December 31, 2023.

Ref: Disclosure under Regulations 30, 33 and 52 of SEBI (Listing Obligations and Disclosure Requirements) Regulations, 2015 ('SEBI Listing Regulations')

In compliance with Regulations 30, 33 and 52 of SEBI Listing Regulations, we notify that the Board of Directors of the Bank, at their meeting held today at Mumbai, has approved the Unaudited Standalone and Consolidated Financial Results for the quarter and nine months ended December 31, 2023.

The Board also took note of the 'Limited Review Report' issued by the Bank's Joint Statutory Auditors, M/s. M. P. Chitale & Co, and M/s. MSKA & Associates.

We enclose herewith copy of the Unaudited Standalone and Consolidated Financial Results for the quarter and nine months ended December 31, 2023 and the said Limited Review Report.

The Board Meeting commenced at 1.30 p.m. Please note that the Financial Results were approved by the Board at 3.50 p.m. at its meeting held today, and thereafter the Board meeting continued for consideration of other agenda items.

In compliance with the SEBI Listing Regulations, the Financial Results along with Limited Review Report are being hosted on the Bank's website at www.indusind.com


We request you to kindly take note of the above and arrange to bring the same to the notice of all concerned.

Thanking you,

Yours faithfully,
For **IndusInd Bank Ltd.**

Anand Kumar Das
Company Secretary

Encl: a/a



IndusInd Bank Limited, Building No. 7, Solitaire Corporate Park, Andheri-Ghatkopar Link Road, Chakala, Andheri E, Mumbai - 400 093, India. Tel: (0022) 66412200

Registered Office: 2401 Gen. Thimmayya Road, Pune 411 001, India
Tel.: (020) 2634 3201 Fax: (020) 2634 3241 Visit us at www.indusind.com
CIN: L65191PN1994PLC076333

M.P. Chitale & Co.
Chartered Accountants
Hamam House,
Ambalal Doshi Marg,
Fort, Mumbai – 400 001

M S K A & Associates
Chartered Accountants
602, Floor 6, Raheja Titanium
Western Express Highway,
Geetanjali Railway Colony,
Ram Nagar, Goregaon (East)
Mumbai - 400 063

Independent Auditors' Limited Review Report on Unaudited Consolidated Financial Results of IndusInd Bank Limited for the quarter and nine months ended December 31, 2023 pursuant to the requirement of Regulation 33 of the Securities and Exchange Board of India (Listing Obligations and Disclosure Requirements) Regulations, 2015, as amended

The Board of Directors
IndusInd Bank Limited

1. We have reviewed the accompanying statement of unaudited consolidated financial results of IndusInd Bank Limited (the 'Bank') and its subsidiary (the Bank and its subsidiary together referred to as 'the Group'), and its share of the net profit after tax of its Associate for the quarter ended December 31, 2023 and for the period from April 01, 2023 to December 31, 2023 (the 'Statement'), submitted by the Bank pursuant to the requirement of Regulation 33 of the Securities and Exchange Board of India (Listing Obligations and Disclosure Requirements) Regulations, 2015, as amended (the 'Listing Regulations') except for the disclosures relating to consolidated Pillar 3 as at December 31, 2023, including leverage ratio, liquidity coverage ratio and net stable funding ratio under Basel III Capital Regulations as have been disclosed on the Bank's website and in respect of which a link has been provided in the Note 6 to the Statement and have not been reviewed by us.
2. This Statement, which is the responsibility of the Bank's Management and has been approved by the Bank's Board of Directors, is prepared in accordance with the recognition and measurement principles laid down in Accounting Standard 25 'Interim Financial Reporting' ('AS 25'), prescribed under Section 133 of the Companies Act, 2013 read with relevant rules issued thereunder, in so far as they apply to the Banks, the relevant provisions of the Banking Regulation Act, 1949, the circulars, guidelines and directions issued by the Reserve Bank of India (the 'RBI') from time to time (the 'RBI Guidelines') and other recognised accounting principles generally accepted in India and in compliance with the Listing Regulations. Our responsibility is to express a conclusion on the Statement based on our review.
3. We conducted our review of the Statement in accordance with the Standard on Review Engagements (SRE) 2410 'Review of Interim Financial Information Performed by the Independent Auditor of the Entity', issued by the Institute of Chartered Accountants of India. This standard requires that we plan and perform the review to obtain moderate assurance as to



whether the Statement is free of material misstatement. A review of interim financial information consists of making inquiries, primarily of persons responsible for financial and accounting matters, and applying analytical and other review procedures. A review is substantially less in scope than an audit conducted in accordance with Standards on Auditing specified under Section 143(10) of the Companies Act, 2013 and consequently, does not enable us to obtain assurance that we would become aware of all significant matters that might be identified in an audit. Accordingly, we do not express an audit opinion.

We also performed procedures in accordance with the circular issued by the SEBI under Regulation 33(8) of the Listing Regulations to the extent applicable.

4. The Statement includes the results of the Bank and the following entities:

Sr. No	Name of the Entity	Relationship
1	IndusInd Bank Limited	Holding Company
2	Bharat Financial Inclusion Limited	Subsidiary
3	IndusInd Marketing and Financial Services Private Limited	Associate

5. Based on our review conducted and procedures performed as stated in paragraph 3 above and based on the consideration of the review reports of the other auditors referred to in paragraph 6 below, nothing has come to our attention that causes us to believe that the accompanying Statement, prepared in accordance with the recognition and measurement principles laid down AS 25 prescribed under Section 133 of the Companies Act, 2013 read with relevant rules issued thereunder, RBI Guidelines and other recognised accounting principles generally accepted in India, has not disclosed the information required to be disclosed in terms of the Listing Regulations, including the manner in which it is to be disclosed or that it contains any material misstatement except for the disclosures relating to consolidated Pillar 3 disclosure as at December 31, 2023, including leverage ratio, liquidity coverage ratio and net stable funding ratio under Basel III Capital Regulations as have been disclosed on the Bank's website and in respect of which a link has been provided in the Statement and have not been reviewed by us.
6. We did not review the interim financial results of one subsidiary included in the Statement, whose interim financial results reflect total revenues of Rs. 60,046 lakhs and Rs. 1,70,226 lakhs (before consolidation adjustments) and total net profit after tax of Rs. 358 lakhs and Rs. 2,497 lakhs (before consolidation adjustments) for the quarter ended December 31, 2023 and for the period from April 01, 2023 to December 31, 2023, respectively, as considered in the Statement.



The Statement also includes the Group's share of net profit after tax of Rs. 7 lakhs and Rs. 24 lakhs for the quarter ended December 31, 2023 and for the period from April 01, 2023 to December 31, 2023, respectively, in respect of one associate, whose interim financial results have not been reviewed by us. These interim financial results have been reviewed by other auditors whose reports have been furnished to us by the Management of the Bank and our conclusion on the Statement, in so far as it relates to the amounts and disclosures included in respect of this subsidiary and associate, is based solely on the reports of the other auditors and the procedures performed by us as stated in paragraph 3 above.

Our conclusion is not modified in respect of the above matter.

For **M.P. Chitale & Co.**
Chartered Accountants
ICAI Firm Registration No. 101851W

For **M S K A & Associates**
Chartered Accountants
ICAI Firm Registration No. 105047W




Anagha Thatte
Partner
Membership No. 105525
UDIN: 24105525BKFUAI5352

Place: Mumbai
Date: January 18, 2024





Tushar Kurani
Partner
Membership No. 118580
UDIN: 24118580BKFLWM3114


Place: Mumbai
Date: January 18, 2024

Regd. Office : 2401, Gen. Thimmayya Road, Cantonment, Pune 411 001
CIN : L65191PN1994PLC076333

Unaudited Consolidated Financial Results for the quarter and nine months ended December 31, 2023

(Rs. in lakhs)

Sr. No.	Particulars	Quarter ended 31.12.2023 (unaudited)	Quarter ended 30.09.2023 (unaudited)	Quarter ended 31.12.2022 (unaudited)	Nine Months ended 31.12.2023 (unaudited)	Nine Months ended 31.12.2022 (unaudited)	Year ended 31.03.2023 (audited)
1.	Interest Earned (a)+(b)+(c)+(d)	1157225	1124778	945741	3354968	2634721	3636792
(a)	Interest / Discount on Advances / Bills	969447	937886	777253	2791050	2164038	2994452
(b)	Income on Investments	158919	156016	121282	454914	339450	469163
(c)	Interest on balances with Reserve Bank of India and other inter-bank funds	23595	25424	38395	86862	110204	144229
(d)	Others	5264	5452	8811	22142	21029	28948
2.	Other Income	239592	228190	207648	688764	601917	817277
3.	Total Income (1+2)	1396817	1352968	1153389	4043732	3236638	4454069
4.	Interest Expended	627662	617105	496206	1831021	1342455	1877580
5.	Operating Expenses (i)+(ii)	364922	344990	288540	1034459	828031	1134587
(i)	Employees Cost	139074	133777	108717	396372	302570	417866
(ii)	Other Operating Expenses	225848	211213	179823	638087	525461	716721
6.	Total Expenditure Excluding Provisions and Contingencies (4+5)	992584	962095	784746	2865480	2170486	3012167
7.	Operating Profit before Provisions and Contingencies (3-6)	404233	390873	368643	1178252	1066152	1441902
8.	Provisions (other than tax) and Contingencies	96925	97381	106473	293463	345678	448683
9.	Exceptional items	-	-	-	-	-	-
10.	Profit (+) / Loss (-) from Ordinary Activities before Tax (7-8-9)	307308	293492	262170	884789	720474	993219
11.	Tax Expense	77166	73287	65816	221998	180497	248906
12.	Net Profit (+) / Loss (-) from Ordinary Activities after Tax (10-11)	230142	220205	196354	662791	539977	744313
13.	Extraordinary items (net of tax expense)	-	-	-	-	-	-
14.	Net Profit before share of Associate (12-13)	230142	220205	196354	662791	539977	744313
15.	Share in profit/(loss) of Associate	7	11	10	24	28	36
16.	Net Profit (+) / Loss (-) for the period (14+15)	230149	220216	196364	662815	540005	744349
17.	Paid up Equity Share Capital (Face Value: Rs.10/- each)	77773	77705	77542	77773	77542	77590
18.	Reserves excluding revaluation reserves						5392706
19.	Analytical Ratios						
(i)	Percentage of shares held by Government of India	0.00	0.00	0.00	0.00	0.00	0.00
(ii)	Capital Adequacy Ratio (%) - Basel III	17.86	18.21	18.01	17.86	18.01	17.86
(a)	CET 1 Ratio	16.07	16.33	16.01	16.07	16.01	15.93
(b)	Additional Tier 1 Ratio	0.40	0.43	0.46	0.40	0.46	0.44
(iii)	Earnings per share (EPS) - (Basic and Diluted) (Rs.)						
(a)	Basic EPS for the period/ year before Extraordinary items (not annualized)	29.60	28.36	25.33	85.35	69.67	96.01
	Diluted EPS for the period/ year before Extraordinary items (not annualized)	29.55	28.31	25.29	85.19	69.58	95.89
(b)	Basic EPS for the period/ year after Extraordinary items (not annualized)	29.60	28.36	25.33	85.35	69.67	96.01
	Diluted EPS for the period/ year after Extraordinary items (not annualized)	29.55	28.31	25.29	85.19	69.58	95.89
(iv)	NPA Ratios						
(a)	Gross NPA	637705	616422	571078	637705	571078	582627
	Net NPA	187518	181376	168145	187518	168145	171496
(b)	Gross NPA (%)	1.92	1.93	2.06	1.92	2.06	1.98
	Net NPA (%)	0.57	0.57	0.62	0.57	0.62	0.59
(v)	Return on Assets (%) (annualized)	1.93	1.90	1.87	1.91	1.80	1.82
(vi)	Net Worth (Refer Note 10 a)	5884093	5619811	5068596	5884093	5068596	5284810
(vii)	Outstanding Redeemable Preference Shares	-	-	-	-	-	-
(viii)	Capital Redemption Reserve	-	-	-	-	-	-
(ix)	Debt Equity Ratio (Refer Note 10 b)	0.55	0.52	0.75	0.55	0.75	0.73
(x)	Total Debt to Total Assets (Refer Note 10 c)	0.08	0.08	0.11	0.08	0.11	0.11




Notes:

- 1 The consolidated financial results represents the financial results of IndusInd Bank Limited (‘the Bank’), Bharat Financial Inclusion Limited (‘BFIL’), a wholly owned subsidiary, and IndusInd Marketing and Financial Services Private Limited (‘IMFS’), an Associate of the Bank.
- 2 The Bank has applied its significant accounting policies in the preparation of these financial results which are consistent with those followed in the annual financial statements for the year ended March 31, 2023.
- 3 The financial results for the quarter December 31, 2023 have been arrived at after considering provision for standard assets, including provision for exposures to entities with Unhedged Foreign Currency Exposure, non-performing assets (NPAs), depreciation on investments, income-tax and other usual and necessary provisions.
- 4 These financial results were reviewed by the Audit Committee and subsequently have been taken on record and approved by the Board of Directors at its meeting held on January 18, 2024. The above financial results for the quarter and nine months ended December 31, 2023 were subjected to review by the joint Statutory Auditors of the Bank (M S K A & Associates Chartered Accountants and M.P.Chitale & Co. Chartered Accountants). An unmodified conclusion has been issued by them thereon.
- 5 These financial results have been prepared in accordance with the recognition and measurement principles laid down in Accounting Standards prescribed under Section 133 of the Act read with relevant rules issued thereunder, the relevant provisions of the Banking Regulation Act, 1949, the circulars, guidelines and directions issued by the Reserve Bank of India (‘the RBI’) from time to time (‘RBI Guidelines’) and other accounting principles generally accepted in India, and is in compliance with the presentation and disclosure requirements of the Regulation 33 of the SEBI (Listing Obligations and Disclosure Requirements) Regulations, 2015, as amended including relevant circulars issued by the SEBI from time to time.
- 6 RBI Guidelines on Basel III Capital Regulations require Bank to make Pillar 3 disclosure including leverage ratio, Liquidity Coverage Ratio and Net Stable Funding Ratio disclosure requirements that are to be made along with the publication of financial results. Accordingly, such applicable disclosures have been placed on the website of the Bank which can be accessed at the following link:
<https://www.indusind.com/in/en/personal/regulatory-disclosure.html>
These disclosures have neither been audited nor reviewed by the Joint Statutory Auditors.
- 7 The Capital Adequacy Ratio is computed on the basis of RBI guidelines applicable on the relevant reporting dates and the ratio for the corresponding previous period is not adjusted to consider the impact of subsequent changes if any, in the guidelines.
- 8 The Bank holds contingency provision of Rs 1,300 crores as on December 31, 2023.
- 9 During the quarter and nine months ended December 31, 2023, the Bank allotted 6,77,485 shares and 18,36,984 shares respectively, pursuant to the exercise of stock options by certain employees.
- 10 a) Networth is calculated as per the Master Circular - Exposure Norms issued by the RBI
b) Debt represents borrowing with Residual maturity of more than one year. Equity represents capital and reserve & surplus excluding revaluation reserve, foreign currency translation reserve and deferred tax assets.
c) Total Debt represents total borrowings of the Bank.
- 11 Other income includes commission income from non-fund based banking activities, fees, earnings from foreign exchange and derivative transactions, profit and loss (including revaluation) from investments and recoveries from accounts previously written off.
- 12 Previous periods / year figures have been regrouped / reclassified, where necessary to conform to current period classification.

Mumbai
January 18, 2024


Sumant Kathpalia
Managing Director & CEO



Regd. Office : 2401, Gen. Thimmayya Road, Cantonment, Pune 411 001
CIN : L65191PN1994PLC076333

Segment Reporting for the quarter and nine months ended December 31, 2023

Business Segments:

Rs. In Lakhs

Particulars	Consolidated					
	Quarter ended 31.12.2023 (unaudited)	Quarter ended 30.09.2023 (unaudited)	Quarter ended 31.12.2022 (unaudited)	Nine months ended 31.12.2023 (unaudited)	Nine months ended 31.12.2022 (unaudited)	Year ended 31.03.2023 (audited)
(a) Segment Revenue :						
i) Treasury Operations	190723	178539	140715	548925	461463	617901
ii) Corporate / Wholesale Banking	331824	361394	318734	1029985	930764	1237944
iii) Retail Banking	959185	893635	746862	2704111	2006856	2822870
a) Digital Banking	65999	65511		191046		
b) Other Retail Banking	893186	828124		2513065		
iv) Other Banking Business	1658	1773	1874	5422	5937	7400
Total [Items (i) to (iv)]	1483390	1435341	1208185	4288443	3405020	4686115
Less : Inter-segment Revenue	86573	82373	54796	244711	168382	232046
Total Income	1396817	1352968	1153389	4043732	3236638	4454069
(b) Segment Results :						
i) Treasury Operations	489	2233	6709	9630	68769	76688
ii) Corporate / Wholesale Banking	112925	121943	116698	351397	346043	455416
iii) Retail Banking	395261	363554	253985	1027304	676203	944444
a) Digital Banking	22270	22105		64976		
b) Other Retail Banking	372991	341449		962328		
iv) Other Banking Business	564	598	686	1851	2177	2698
Total [Items (i) to (iv)]	509239	488327	378078	1390182	1093192	1479246
Add: Unallocated Revenue	-	-	-	-	-	-
Less: Unallocated Expenses	105006	97454	9435	211930	27040	37344
Operating Profit	404233	390873	368643	1178252	1066152	1441902
Less: Provisions & Contingencies	96925	97381	106473	293463	345678	448683
Net Profit before tax	307308	293492	262170	884789	720474	993219
Less: Taxes including Deferred Taxes	77166	73287	65816	221998	180497	248906
Extraordinary Profit / Loss	-	-	-	-	-	-
Net Profit before share of associate	230142	220205	196354	662791	539977	744313
Add: Share in profit / loss of Associate	7	11	10	24	28	36
Net Profit	230149	220216	196364	662815	540005	744349
(c) Other Information :						
Segment Assets						
i) Treasury Operations	10676875	10488259	9105027	10676875	9105027	9661587
ii) Corporate / Wholesale Banking	13812215	13694500	12154814	13812215	12154814	12752955
iii) Retail Banking	22462113	21807762	21099967	22462113	21099967	21489052
a) Digital Banking	811099	850987		811099		
b) Other Retail Banking	21651014	20956775		21651014		
iv) Other Banking Business	-	-	-	-	-	-
Unallocated Assets	1935295	1801716	2088703	1935295	2088703	1880069
Total Assets	48886498	47792237	44448511	48886498	44448511	45783663
Segment Liabilities						
i) Treasury Operations	4100061	4122985	4781142	4100061	4781142	4949130
ii) Corporate / Wholesale Banking	11249151	15071631	11192654	11249151	11192654	11516714
iii) Retail Banking	25917928	21183107	21534524	25917928	21534524	22341542
a) Digital Banking	2973324	2953263		2973324		
b) Other Retail Banking	22944604	18229844		22944604		
iv) Other Banking Business	-	-	-	-	-	-
Unallocated Liabilities	1541242	1575113	1651760	1541242	1651760	1475816
Capital & Other Reserves	6078116	5839401	5288431	6078116	5288431	5500461
Total Liabilities	48886498	47792237	44448511	48886498	44448511	45783663

Notes to Segment Results :-

- Business Segments have been identified and reported taking into account the target customer profile, the nature of products and services, the differing risks and returns, the organisation structure, the internal business reporting system and the guidelines prescribed by the RBI.
- RBI's Master Direction on Financial Statements – Presentation and Disclosures, requires to sub-divide 'Retail banking' into (a) Digital Banking (as defined in RBI circular on Establishment of Digital Banking Units dated April 7, 2022) and (b) Other Retail Banking segment. Accordingly, the segmental results for retail banking segment for Q3-2024 is subdivided.

Mumbai
January 18, 2024



Sumant Kathpalia
Managing Director

M.P. Chitale & Co.
Chartered Accountants
Hamam House,
Ambalal Doshi Marg,
Fort, Mumbai – 400 001

M S K A & Associates
Chartered Accountants
602, Floor 6, Raheja Titanium
Western Express Highway,
Geetanjali Railway Colony,
Ram Nagar, Goregaon (East)
Mumbai - 400 063

Independent Auditors' Limited Review Report on Unaudited Standalone Financial Results of IndusInd Bank Limited for the quarter and nine months ended December 31, 2023 pursuant to the requirement of Regulation 33 and Regulation 52 read with Regulation 63(2) of the Securities and Exchange Board of India (Listing Obligations and Disclosure Requirements) Regulations, 2015, as amended

**The Board of Directors,
IndusInd Bank Limited**

1. We have reviewed the accompanying statement of unaudited standalone financial results of IndusInd Bank Limited (the 'Bank') for the quarter ended December 31, 2023 and for the period from April 01, 2023 to December 31, 2023 (the 'Statement') being submitted by the Bank pursuant to the requirements of Regulation 33 and Regulation 52 read with Regulation 63(2) of the Securities and Exchange Board of India (Listing Obligation and Disclosure Requirements) Regulations, 2015 as amended (the 'Listing Regulations') except for the disclosures relating to Pillar 3 as at December 31, 2023, including leverage ratio, liquidity coverage ratio and net stable funding ratio under Basel III Capital Regulations as have been disclosed on the Bank's website and in respect of which a link has been provided in Note 5 to the Statement and have not been reviewed by us.
2. This Statement, which is the responsibility of the Bank's Management and has been approved by the Bank's Board of Directors, is prepared in accordance with the recognition and measurement principles laid down in Accounting Standard 25 'Interim Financial Reporting' ('AS 25') prescribed under section 133 of the Companies Act, 2013 read with relevant rules issued thereunder, in so far as they apply to the Banks, the relevant provisions of the Banking Regulation Act, 1949, the circulars, guidelines and directions issued by the Reserve Bank of India (the 'RBI') from time to time (the 'RBI Guidelines'), other recognised accounting principles generally accepted in India and in compliance with the Listing Regulations. Our responsibility is to express a conclusion on the Statement based on our review.
3. We conducted our review of the Statement in accordance with the Standard on Review Engagements (SRE) 2410 'Review of Interim Financial Information Performed by the Independent Auditor of the Entity', issued by the Institute of Chartered Accountants of India. This standard requires that we plan and perform the review to obtain moderate assurance as to whether the Statement are free of material misstatement. A review consists of making inquiries,



primarily of persons responsible for financial and accounting matters, and applying analytical and other review procedures. A review is substantially less in scope than an audit conducted in accordance with Standards on Auditing specified under Section 143(10) of the Companies Act, 2013 and consequently does not enable us to obtain assurance that we would become aware of all significant matters that might be identified in an audit. Accordingly, we do not express an audit opinion.

4. Based on our review conducted and procedures performed as stated in paragraph 3 above, nothing has come to our attention that causes us to believe that the accompanying Statement prepared in accordance with the recognition and measurement principles laid down in AS 25, prescribed under Section 133 of the Companies Act, 2013 read with relevant rules issued thereunder, the RBI Guidelines and other recognized accounting principles generally accepted in India has not disclosed the information required to be disclosed in terms of the Listing Regulations including the manner in which it is to be disclosed or that it contains any material misstatement or that it has not been prepared in accordance with the relevant prudential norms issued by the RBI in respect of income recognition, asset classification, provisioning and other related matters except for the disclosures relating to Pillar 3 disclosures as at December 31, 2023, including leverage ratio, liquidity coverage ratio and net stable funding ratio under Basel III Capital Regulations as have been disclosed on the Bank's website and in respect of which a link has been provided in the Statement and have not been reviewed by us.

For **M.P. Chitale & Co.**
Chartered Accountants
ICAI Firm Registration No. 101851W




Anagha Thatte
Partner
Membership No. 105525
UDIN: 24105525BKFUAH9136

Place: Mumbai
Date: January 18, 2024

For **M S K A & Associates**
Chartered Accountants
ICAI Firm Registration No. 105047W




Tushar Kurani
Partner
Membership No. 118580
UDIN: 24118580BKFLWN8671

Place: Mumbai
Date: January 18, 2024

Regd. Office : 2401, Gen. Thimmayya Road, Cantonment, Pune 411 001
CIN : L65191PN1994PLC076333

Unaudited Standalone Financial Results for the quarter and nine months ended December 31, 2023

(Rs. in lakhs)

Sr. No.	Particulars	Quarter ended 31.12.2023 (unaudited)	Quarter ended 30.09.2023 (unaudited)	Quarter ended 31.12.2022 (unaudited)	Nine Months ended 31.12.2023 (unaudited)	Nine Months ended 31.12.2022 (unaudited)	Year ended 31.03.2023 (audited)
1.	Interest Earned (a)+(b)+(c)+(d)	1157225	1124778	945740	3354968	2634720	3636791
(a)	Interest / Discount on Advances / Bills	969447	937886	777253	2791050	2164038	2994452
(b)	Income on Investments	158919	156016	121282	454914	339450	469163
(c)	Interest on balances with Reserve Bank of India and other inter-bank funds	23595	25424	38395	86862	110204	144229
(d)	Others	5264	5452	8810	22142	21028	28947
2.	Other Income	239585	228175	207634	688737	601586	816637
3.	Total Income (1+2)	1396810	1352953	1153374	4043705	3236306	4453428
4.	Interest Expended	627662	617105	496206	1831021	1342455	1877580
5.	Operating Expenses (i)+(ii)	368926	347759	289130	1041367	834480	1141200
(i)	Employees Cost	102669	95660	79918	284617	219427	303052
(ii)	Other Operating Expenses	266257	252099	209212	756750	615053	838148
6.	Total Expenditure Excluding Provisions and Contingencies (4+5)	996588	964864	785336	2872388	2176935	3018780
7.	Operating Profit before Provisions and Contingencies (3-6)	400222	388089	368038	1171317	1059371	1434648
8.	Provisions (other than tax) and Contingencies	93423	97383	106473	289963	345678	448683
9.	Exceptional items	-	-	-	-	-	-
10.	Profit (+) / Loss (-) from Ordinary Activities before Tax (7-8-9)	306799	290706	261565	881354	713693	985965
11.	Tax Expense	77014	72559	65645	221060	178772	246993
12.	Net Profit (+) / Loss (-) from Ordinary Activities after Tax (10-11)	229785	218147	195920	660294	534921	738972
13.	Extraordinary items (net of tax expense)	-	-	-	-	-	-
14.	Net Profit (+) / Loss (-) for the period (12-13)	229785	218147	195920	660294	534921	738972
15.	Paid up Equity Share Capital (Face Value: Rs.10/- each)	77773	77705	77542	77773	77542	77590
16.	Reserves excluding revaluation reserves						5354411
17.	Analytical Ratios						
(i)	Percentage of shares held by Government of India	0.00	0.00	0.00	0.00	0.00	0.00
(ii)	Capital Adequacy Ratio (%) - Basel III	17.86	18.21	18.01	17.86	18.01	17.86
(a)	CET 1 Ratio	16.07	16.33	16.01	16.07	16.01	15.93
(b)	Additional Tier 1 Ratio	0.40	0.43	0.46	0.40	0.46	0.44
(iii)	Earnings per share (EPS) - (Basic and Diluted) (Rs.)						
(a)	Basic EPS for the period/ year before Extraordinary items (not annualized)	29.56	28.10	25.27	85.02	69.01	95.32
	Diluted EPS for the period/ year before Extraordinary items (not annualized)	29.50	28.04	25.23	84.87	68.92	95.20
(b)	Basic EPS for the period/ year after Extraordinary items (not annualized)	29.56	28.10	25.27	85.02	69.01	95.32
	Diluted EPS for the period/ year after Extraordinary items (not annualized)	29.50	28.04	25.23	84.87	68.92	95.20
(iv)	NPA Ratios						
(a)	Gross NPA	637705	616422	571078	637705	571078	582627
	Net NPA	187518	181376	168145	187518	168145	171496
(b)	Gross NPA (%)	1.92	1.93	2.06	1.92	2.06	1.98
	Net NPA (%)	0.57	0.57	0.62	0.57	0.62	0.59
(v)	Return on Assets (%) (annualized)	1.93	1.88	1.86	1.90	1.78	1.81
(vi)	Net Worth (Refer Note 10 a)	5848268	5582235	5031991	5848268	5031991	5248262
(vii)	Outstanding Redeemable Preference Shares	-	-	-	-	-	-
(viii)	Capital Redemption Reserve	-	-	-	-	-	-
(ix)	Debt Equity Ratio (Refer Note 10 b)	0.55	0.52	0.75	0.55	0.75	0.74
(x)	Total Debt to Total Assets (Refer Note 10 c)	0.08	0.08	0.11	0.08	0.11	0.11



Notes:


- 1 The Bank has applied its significant accounting policies in the preparation of these financial results which are consistent with those followed in the annual financial statements for the year ended March 31, 2023.
- 2 The financial results for the quarter and nine months ended December 31, 2023 have been arrived at after considering provision for standard assets, including provision for exposures to entities with Unhedged Foreign Currency Exposure, non-performing assets (NPAs), depreciation on investments, income-tax and other usual and necessary provisions.
- 3 These financial results were reviewed by the Audit Committee and subsequently have been taken on record and approved by the Board of Directors at its meeting held on January 18, 2024. The above financial results for the quarter and nine months ended December 31, 2023 were subjected to review by the joint Statutory Auditors of the Bank (M S K A & Associates Chartered Accountants and M.P.Chitale & Co. Chartered Accountants). An unmodified conclusion has been issued by them thereon.
- 4 These financial results have been prepared in accordance with the recognition and measurement principles laid down in Accounting Standards prescribed under Section 133 of the Act read with relevant rules issued thereunder, the relevant provisions of the Banking Regulation Act, 1949, the circulars, guidelines and directions issued by the Reserve Bank of India ('the RBI') from time to time ('RBI Guidelines') and other accounting principles generally accepted in India, and is in compliance with the presentation and disclosure requirements of the Regulation 33 and Regulation 52 read with Regulation 63 (2) of the SEBI (Listing Obligations and Disclosure Requirements) Regulations, 2015, as amended including relevant circulars issued by the SEBI from time to time.
- 5 RBI Guidelines on Basel III Capital Regulations require Bank to make Pillar 3 disclosure including leverage ratio, Liquidity Coverage Ratio and Net Stable Funding Ratio disclosure requirements that are to be made along with the publication of financial results. Accordingly, such applicable disclosures have been placed on the website of the Bank which can be accessed at the following link:
<https://www.indusind.com/in/en/personal/regulatory-disclosure.html>
These disclosures have neither been audited nor reviewed by the Joint Statutory Auditors.
- 6 The Capital Adequacy Ratio is computed on the basis of RBI guidelines applicable on the relevant reporting dates and the ratio for the corresponding previous period is not adjusted to consider the impact of subsequent changes if any, in the guidelines.
- 7 The Bank holds contingency provision of Rs 1,300 crores as on December 31, 2023.
- 8 Details of loan transferred / acquired during the quarter ended December 31, 2023 under the RBI Master Direction on Transfer of Loan Exposures dated September 24, 2021 are given below:

(i) Details of loans not in default acquired are given below:

Mode of Acquisition	Assignment Cum
Aggregate amount of loans acquired (Rs. in Crores)	223.12
Weighted average residual maturity (in years)	1.41
Weighted average holding period by originator (in years)	0.61
Retention of beneficial economic interest by the originator	Nil
Tangible security coverage	Unsecured
Rating wise distribution of loans acquired by value	
unrated	100.00%

(ii) Details of loans not in default transferred during quarter ended December 31, 2023 are given below:

Mode of Transfer	Assignment Cum Novation
Aggregate amount of loans transferred (Rs. in Crores)	200.00
Weighted average residual maturity (in years)	5.18
Weighted average holding period (in years)	0.61
Retention of beneficial economic interest	NIL
Tangible security coverage	100%
Rating wise distribution of loans Transferred by value :	
External Rating	
BBB-	50%
Unrated	50%



(iii) Details of Non-performing accounts transferred during the quarter ended December 2023.

(Rs. in crores except number of accounts)

Particulars	To Asset Reconstruction Companies (ARCs)	To Permitted transferees	To other transferees
Number of accounts*	13,360	-	-
Aggregate principal outstanding of loans transferred	447.17	-	-
Weighted average residual tenor of the loans transferred (in years)	2.37	-	-
Net book value of loans transferred (at the time of transfer)	349.22	-	-
Aggregate consideration	310.17	-	-
Additional consideration realised in respect of accounts transferred in earlier years	-	-	-

* Represents counts of all loan accounts.

(iv) The Bank has not acquired any stressed loans during the quarter ended December 31, 2023 (NPA and SMA accounts).

(v) Details on recovery ratings assigned for Security Receipts as on December 31, 2023:

Recovery Rating	Anticipated recovery as per recovery rating	Book Value (Rs. In Crores)
RR1*	100%-150%	1,187.00
RR2	75%-100%	998.66
RR3	50%-75%	84.19
RR4	25%-50%	-
RR5	0%-25%	108.31
Unrated	0%	-
Total		2,378.16

* Includes Rs 446.69 crores of Security Receipts (SR) on which, pursuant to regulatory norms, the ARC shall obtain initial rating of Security Receipts(SR) from an approved credit rating agency within a period of 6 months from the date of acquisition.

- 9 During the quarter and nine months ended December 31, 2023, the Bank allotted 6,77,485 shares and 18,36,984 shares respectively, pursuant to the exercise of stock options by certain employees.
- 10 a) Networth is calculated as per the Master Circular - Exposure Norms issued by the RBI.
b) Debt represents borrowing with Residual maturity of more than one year. Equity represents capital and reserve & surplus excluding revaluation reserve, foreign currency translation reserve and deferred tax assets.
c) Total Debt represents total borrowings of the Bank.
- 11 Other income includes commission income from non-fund based banking activities, fees, earnings from foreign exchange and derivative transactions, profit and loss (including revaluation) from investments and recoveries from accounts previously written off.
- 12 Previous periods / year figures have been regrouped / reclassified, where necessary to conform to current period classification.

Mumbai
January 18, 2024


Sumant Kathpalia
Managing Director & CEO



Regd. Office : 2401, Gen. Thimmaya Road, Cantonment, Pune 411 001
CIN : L65191PN1994PLC076333

Segment Reporting for the quarter and nine months ended December 31, 2023

Business Segments:

Rs. In Lakhs

Particulars	Standalone					
	Quarter ended 31.12.2023 (unaudited)	Quarter ended 30.09.2023 (unaudited)	Quarter ended 31.12.2022 (unaudited)	Nine months ended 31.12.2023 (unaudited)	Nine months ended 31.12.2022 (unaudited)	Year ended 31.03.2023 (audited)
(a) Segment Revenue :						
i) Treasury Operations	190723	178539	140715	548925	461463	617901
ii) Corporate / Wholesale Banking	331824	361394	318734	1029984	930764	1237944
iii) Retail Banking :	959177	893620	746847	2704083	2006524	2822229
a) Digital Banking	65999	65511		191046		
b) Other Retail Banking	893178	828109		2513037		
iv) Other Banking Business	1658	1773	1874	5423	5937	7400
Total Items (i) to (iv) 	1483382	1435326	1208170	4288415	3404688	4685474
Less : Inter-segment Revenue	86573	82373	54796	244710	168382	232046
Total Income	1396809	1352953	1153374	4043705	3236306	4453428
(b) Segment Results :						
i) Treasury Operations	489	2233	6709	9630	68769	76688
ii) Corporate / Wholesale Banking	112925	121943	116698	351397	346043	455416
iii) Retail Banking	296961	273733	253380	839043	669422	937190
a) Digital Banking	22270	22105		64976		
b) Other Retail Banking	274691	251628		774067		
iv) Other Banking Business	564	598	686	1851	2177	2698
Total Items (i) to (iv) 	410939	398507	377473	1201921	1086411	1471992
Add: Unallocated Revenue	-	-	-	-	-	-
Less: Unallocated Expenses	10717	10418	9435	30604	27040	37344
Operating Profit	400222	388089	368038	1171317	1059371	1434648
Less: Provisions & Contingencies	93423	97383	106473	289963	345678	448683
Net Profit before tax	306799	290706	261565	881354	713693	985965
Less: Taxes including Deferred Taxes	77014	72559	65645	221060	178772	246993
Extraordinary Profit / Loss	-	-	-	-	-	-
Net Profit	229785	218147	195920	660294	534921	738972
(c) Other Information :						
Segment Assets						
i) Treasury Operations	10680904	10492294	9109087	10680904	9109087	9665639
ii) Corporate / Wholesale Banking	13812215	13694500	12154815	13812215	12154815	12752955
iii) Retail Banking	22432345	21787231	21079655	22432345	21079655	21481742
a) Digital Banking	811099	850987		811099		
b) Other Retail Banking	21621247	20936244		21621247		
iv) Other Banking Business	-	-	-	-	-	-
Unallocated Assets	1935295	1801717	2088703	1935295	2088703	1880069
Total Assets	48860759	47775742	44432260	48860759	44432260	45780405
Segment Liabilities						
i) Treasury Operations	4100061	4122985	4781142	4100061	4781142	4949130
ii) Corporate / Wholesale Banking	11249151	15071631	11192654	11249151	11192654	11516714
iii) Retail Banking	25933005	21207063	21556274	25933005	21556274	22376578
a) Digital Banking	2973324	2953263		2973324		
b) Other Retail Banking	22959681	18253800		22959681		
iv) Other Banking Business	-	-	-	-	-	-
Unallocated Liabilities	1541242	1575113	1651760	1541242	1651760	1475816
Capital & Other Reserves	6037300	5798950	5250430	6037300	5250430	5462167
Total Liabilities	48860759	47775742	44432260	48860759	44432260	45780405

Notes to Segment Results :-

1) Business Segments have been identified and reported taking into account the target customer profile, the nature of products and services, the differing risks and returns, the organisation structure, the internal business reporting system and the guidelines prescribed by the RBI.

2) RBI's Master Direction on Financial Statements – Presentation and Disclosures, requires to sub-divide 'Retail banking' into (a) Digital Banking (as defined in RBI circular on Establishment of Digital Banking Units dated April 7, 2022) and (b) Other Retail Banking segment. Accordingly, the segmental results for retail banking segment for Q3-2024 is subdivided.

Mumbai
January 18, 2024



Sumant Kathpalia
Sumant Kathpalia
Managing Director