



**Date: 16<sup>th</sup> May, 2023**

To  
The Manager,  
Listing Department,  
BSE Limited  
PJ Towers, Dalal Street,  
Mumbai - 400 001.

**SCRIP: 543547**

**Sub: Outcome of (01<sup>st</sup> of 2023-24) Board Meeting.**

**Ref: Regulation 30 of SEBI (Listing Obligations and Disclosure Requirements) Regulations, 2015.**

Dear Sirs

The Board of Directors of the Company had, at its meeting held on 16.05.2023 considered and approved the Investor Presentation, copy whereof is attached herewith.

The presentation will be uploaded on the website of the company viz-[www.ddevgroup.in](http://www.ddevgroup.in) .

Kindly take the aforesaid information on record and oblige.

Thanking You,

Yours faithfully,

For **Ddev Plastiks Industries Limited**

**Tanvi Goenka (Membership No. ACS 31176)**  
Company Secretary



## **Ddev Plastiks Industries Limited**

**Regd. Office :** 2B, Pretoria Street, Kolkata - 700 071

Tel : +91-33-2282 3744/45/3671/99, E-mail : [kolkata@ddevgroup.in](mailto:kolkata@ddevgroup.in), [www.ddevgroup.in](http://www.ddevgroup.in)

**Mumbai Office :** 106, Laxmi Plaza, Laxmi Industrial Estate, New Link Road, Andheri (West), Mumbai - 400 053, India

Tel : +91-22-67021470/71/72, E-mail : [mumbai@ddevgroup.in](mailto:mumbai@ddevgroup.in)

CIN : L24290WB2020PLC241791

Earnings  
Presentation

Q4 FY23 and  
FY23

# Leading Manufacturer of Compounds

[www.ddevgroup.in](http://www.ddevgroup.in)



Ddev Plastiks Industries Limited



Filler Compounds

Color Masterbatch

66KV XLPE Cable

XLPE Cable

Engineering Plastics

PVC Compounds

## About Us

- A leading manufacturer of polymer compounds in India with a capacity of 2,39,000 MTPA
- 5 manufacturing units with state-of-the art machinery, infrastructure, equipment, and R&D facilities
- Diverse product portfolio consisting of PE compounds, PVC compounds, Filled compounds, Master Batches, Footwear compounds, Pipe compounds, Peroxide compounds
- Product portfolio now expanded to Engineering Plastic Compounds for White Goods, Automotive and Electrical Appliances

**200+**  
Products

**50+ Countries**  
Geographical Presence

**400+**  
Employees

**CRISIL A /Stable & CRISIL A1**  
Long term & Short term Credit Rating

## Q4 FY2023 Performance Highlights

**Revenue** ↑ 17.2%  
Y-o-Y  
**Rs. 667 Cr**

**Gross Profit** ↑ 54.6%  
Y-o-Y  
**Rs. 136 Cr**

**EBITDA** ↑ 94.7%  
Y-o-Y  
**Rs. 75 Cr**

**Net Profit** ↑ 167.5%  
Y-o-Y  
**Rs. 48 Cr**

## FY2023 Performance Highlights

**Revenue** ↑ 12.4%  
Y-o-Y  
**Rs. 2,504 Cr**

**Gross Profit** ↑ 21.5%  
Y-o-Y  
**Rs. 380 Cr**

**EBITDA** ↑ 45.2%  
Y-o-Y  
**Rs. 186 Cr**

**Net Profit** ↑ 90.0%  
Y-o-Y  
**Rs. 104 Cr**

**ROE**  
**Rs. 11.3%**

**ROCE**  
**Rs. 31.6%**



### **Commenting on the Performance, Narrindra Suranna, Chairman and Managing Director said:**

*“FY23 has proven to be a remarkable year for our Company as we became public, thus advancing ourselves towards a promising future. We successfully navigated through challenges posed by the volatile economic environment, including supply chain disruptions and escalating commodity and energy prices. Despite the headwinds in FY23, our operational and financial performance exceeded our expectations.*

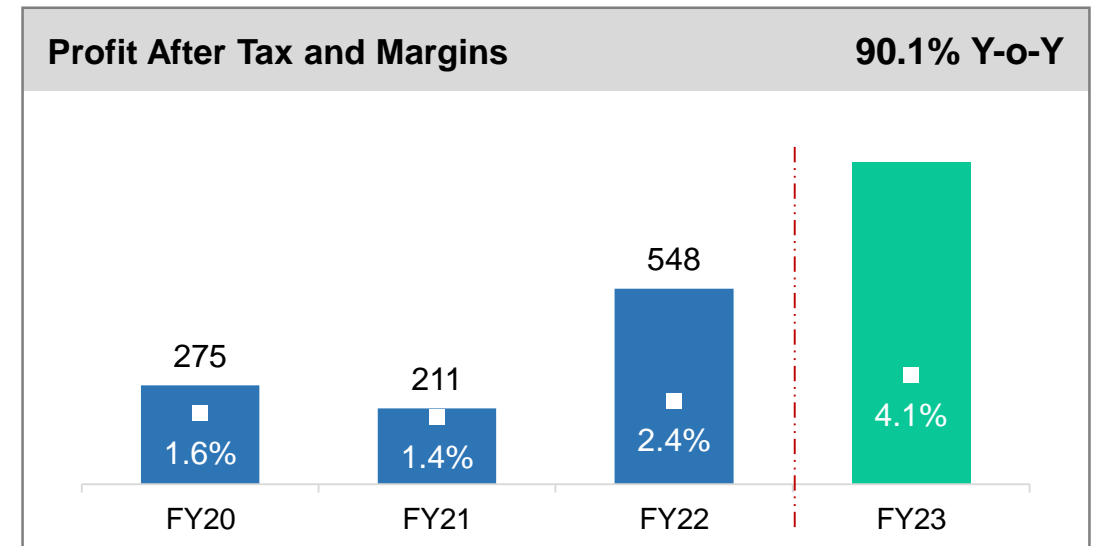
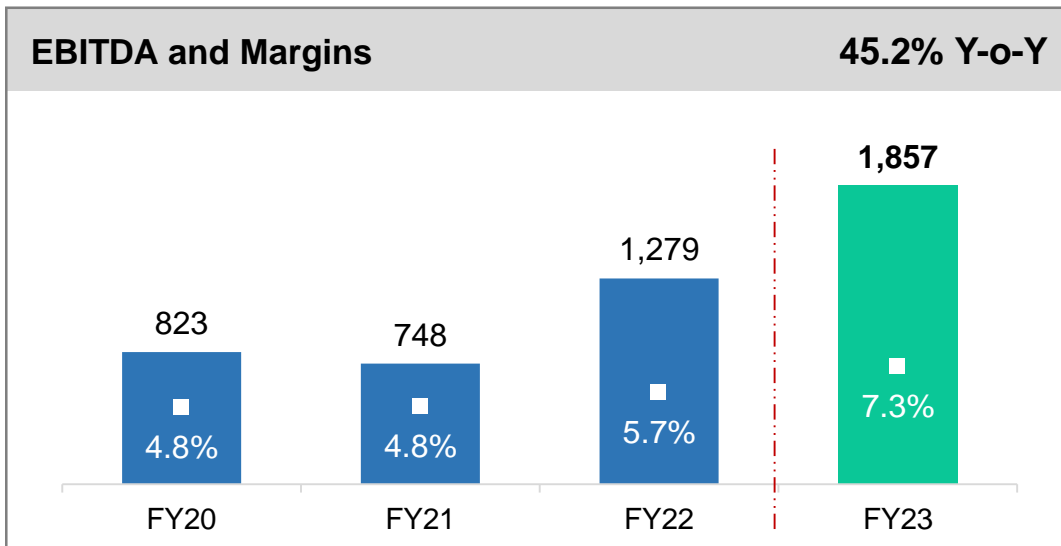
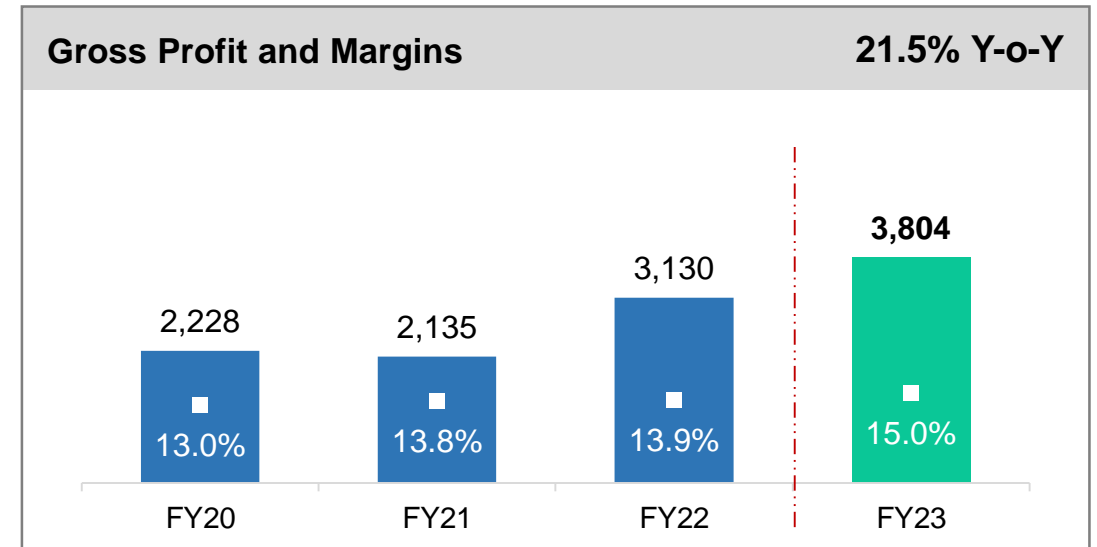
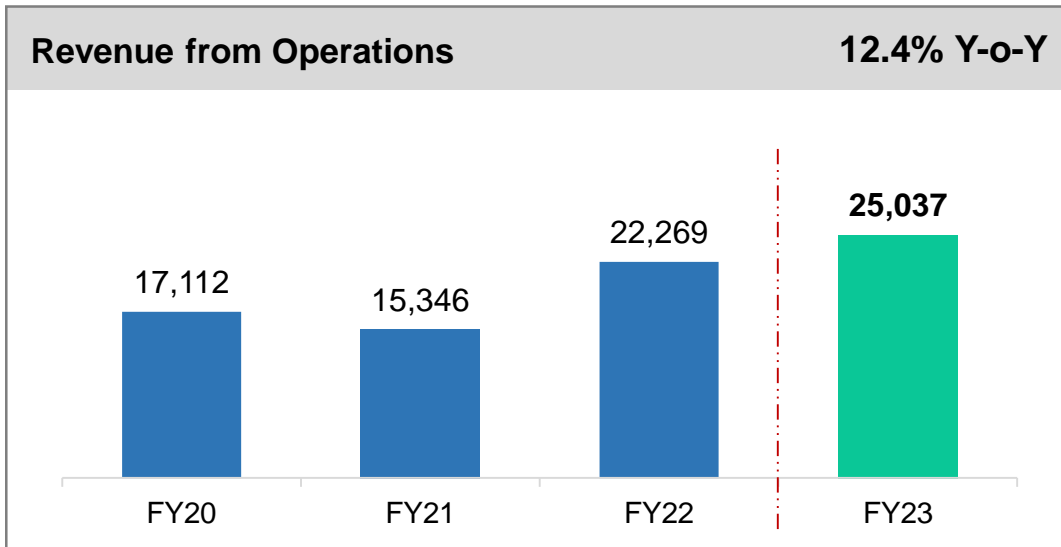
*In Q4 FY23, the Company has achieved its highest ever financial performance, Revenue from Operations of Rs. 6,672 Mn with a growth of 7.2% on YOY basis. EBITDA of Rs. 754 Mn with margin of 11.3%, owing to higher operational efficiencies. PAT of Rs. 783 Mn with margin of 7.1%. The growth was primarily driven by high demand from cable industries. This outstanding performance boosts our confidence and assures that we are on track to achieve our strategic and financial goals.*

*Domestic operations accounted for 70% of our Company's revenue in the quarter, exhibiting a growth of 53.1% compared to the same period last year. Whereas exports contributed 30% to our revenue. We are dedicated to expanding our global exports, which will further enhance our top-line growth.*

*During the fiscal year, we have reduced our net debt by Rs. 742 Mn to Rs. 488 Mn driven by improved cash flow from operations and a leaner working capital cycle.*

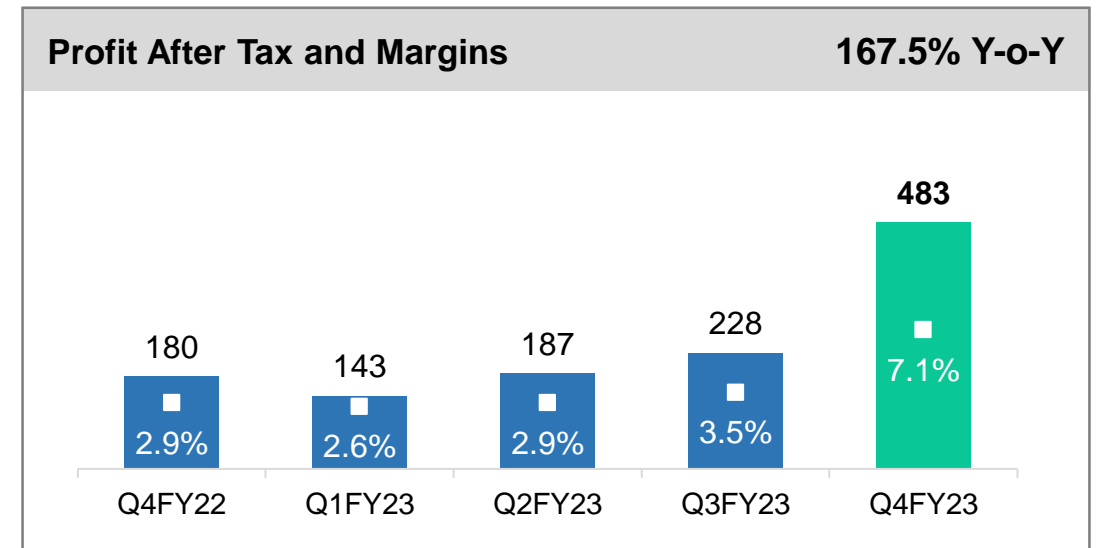
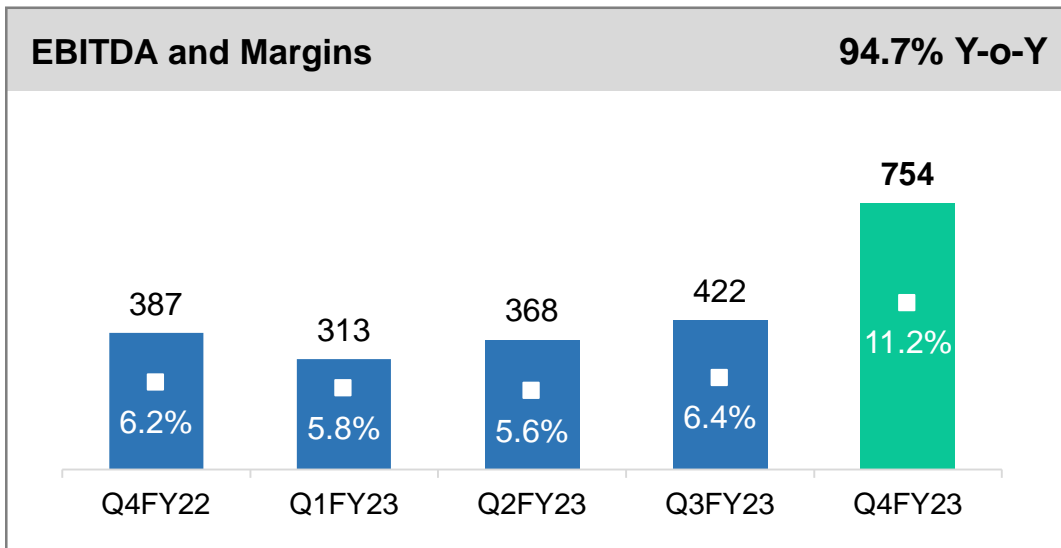
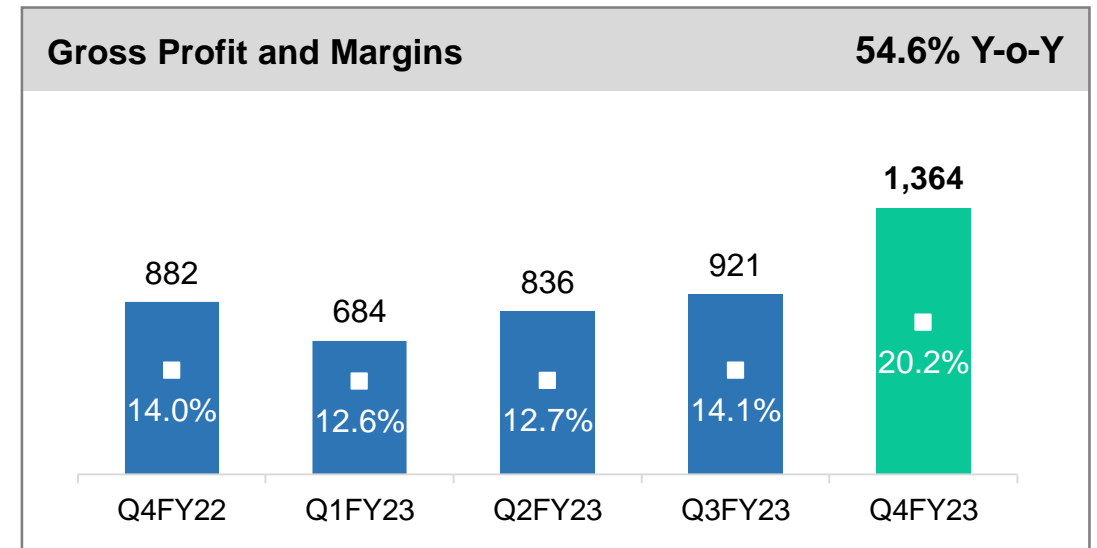
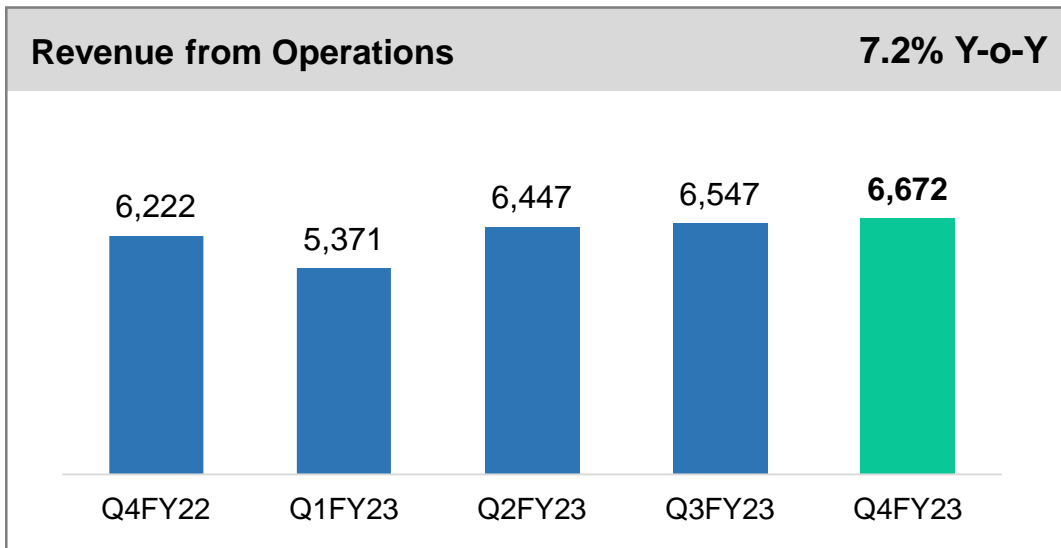
*We are delighted to announce that the Company has recommended the issuance of a bonus share of 1 share for every 10 shares held, as a token of appreciation for our shareholders' trust and support. Furthermore, we have recommended final dividend @ 100% (i.e., Re. 1 per fully paid-up Equity Share of Re. 1), demonstrating our commitment to delivering sustainable long-term returns to our shareholders while maintaining a robust financial position.*

*As we move forward, our commitment towards excellence and growth remains unchanged. We will continue to prioritize customer satisfaction and innovation, while also seeking out new opportunities for expansion and diversification in India and globally. With favorable demography, robust economy, and supportive government policies, the potential for success and value creation for our shareholders will be significant. Backed by our superior manufacturing and product innovation capabilities, we remain confident of our growth in FY24 and beyond.”*



Note:  
 • Gross Profit and EBITDA margins calculated on Total Income

# Q4 FY2023 Performance Highlights

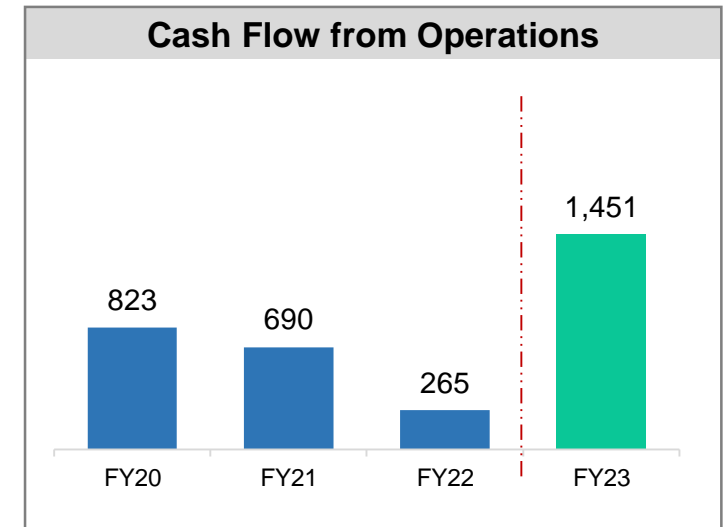
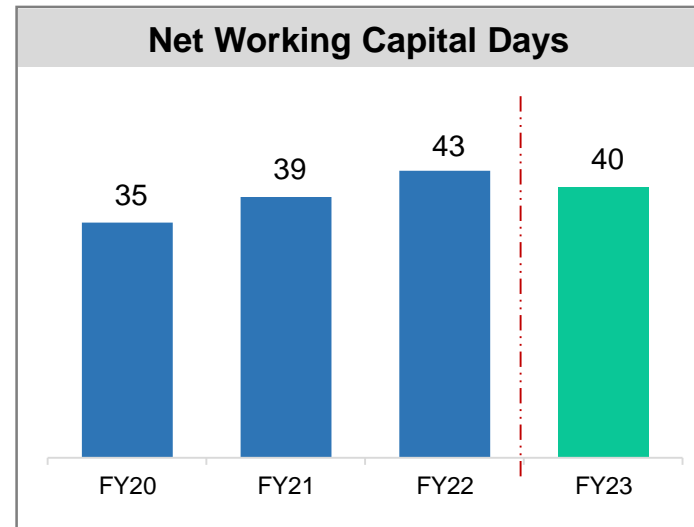
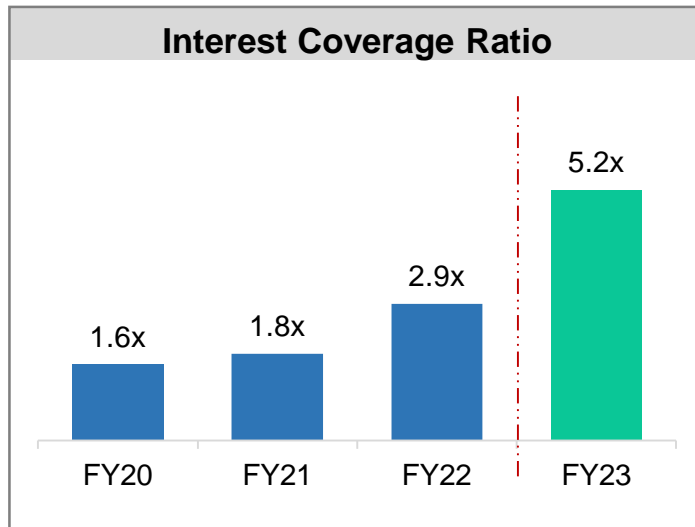


Note:  
 • Gross Profit and EBITDA margins calculated on Total Income

# Capital Structure

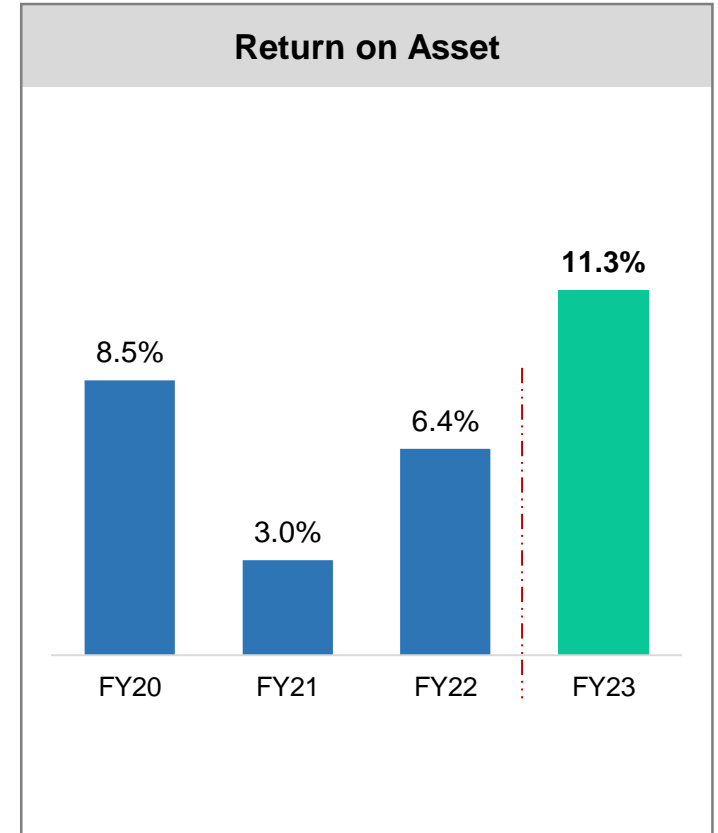
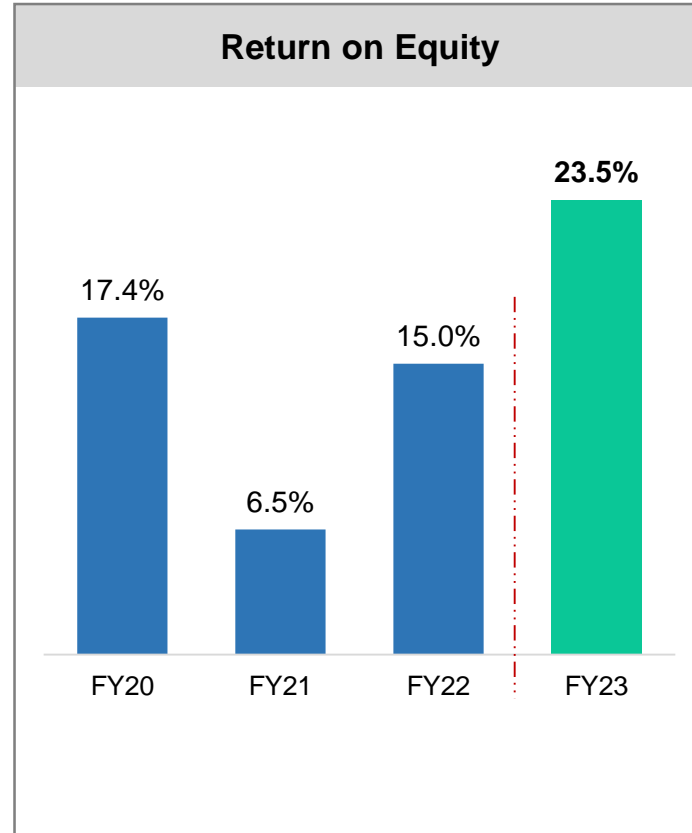
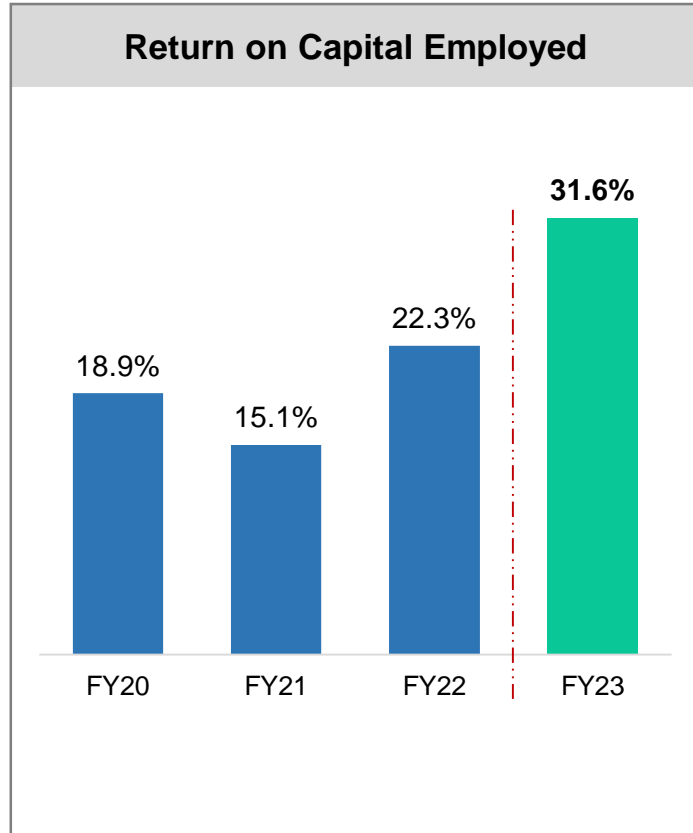
(Rs. Million)	FY21	FY22	FY23
Long Term Debt	3	0.3	-
Short Term Debt	855	1,290	558
<b>Total Debt</b>	<b>859</b>	<b>1,290</b>	<b>558</b>
(-) Cash & Cash Equivalents	75	61	70
<b>Net Debt</b>	<b>784</b>	<b>1,230</b>	<b>488</b>
<b>Total Equity</b>	<b>3,375</b>	<b>3,919</b>	<b>4,943</b>
<b>Net Debt/Equity</b>	<b>0.23 x</b>	<b>0.31 x</b>	<b>0.10 x</b>
<b>Net Debt/EBITDA</b>	<b>1.05 x</b>	<b>0.66 x</b>	<b>0.38 x</b>

	Instrument	Rating
CRISIL	Long Term	CRISIL A /Stable
	Short Term	CRISIL A1



Note:

- FY21 figures are enclosure of different business vertical which is now demerged with Ddev



Note:

- Restated Financials post Demerger
- FY21 figures are enclosure of different business vertical which is now demerged with Ddev

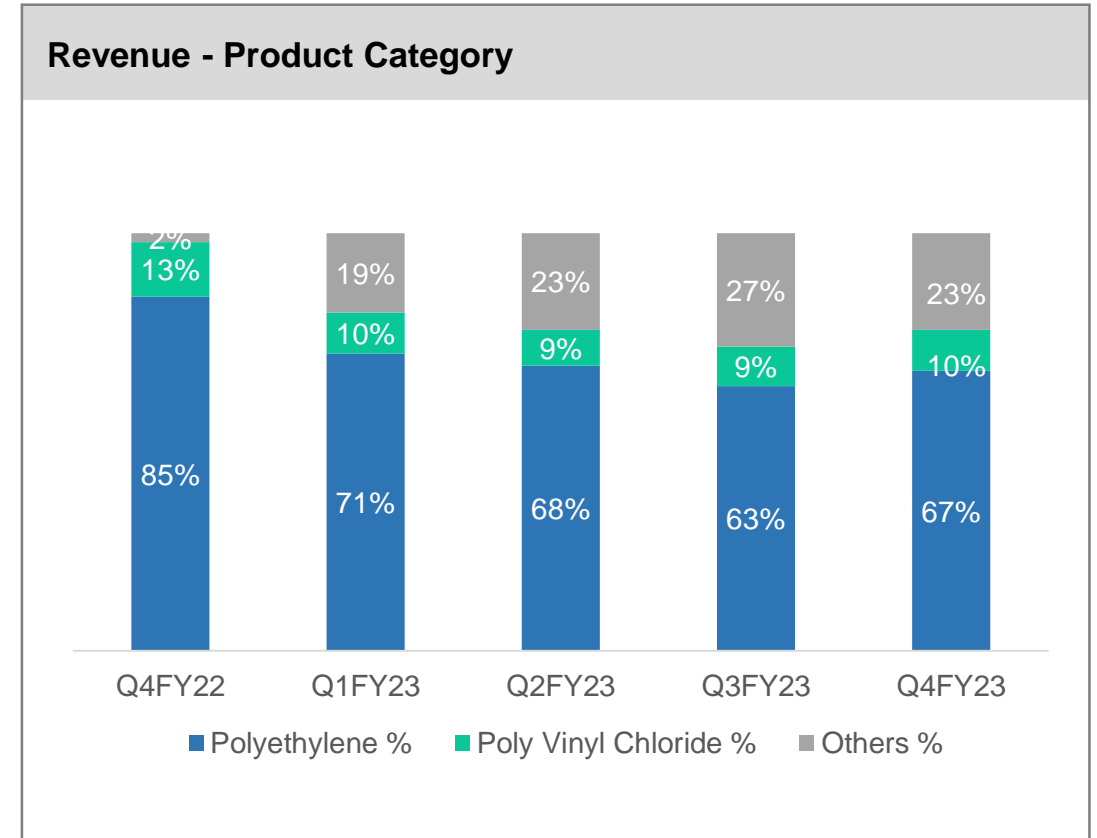
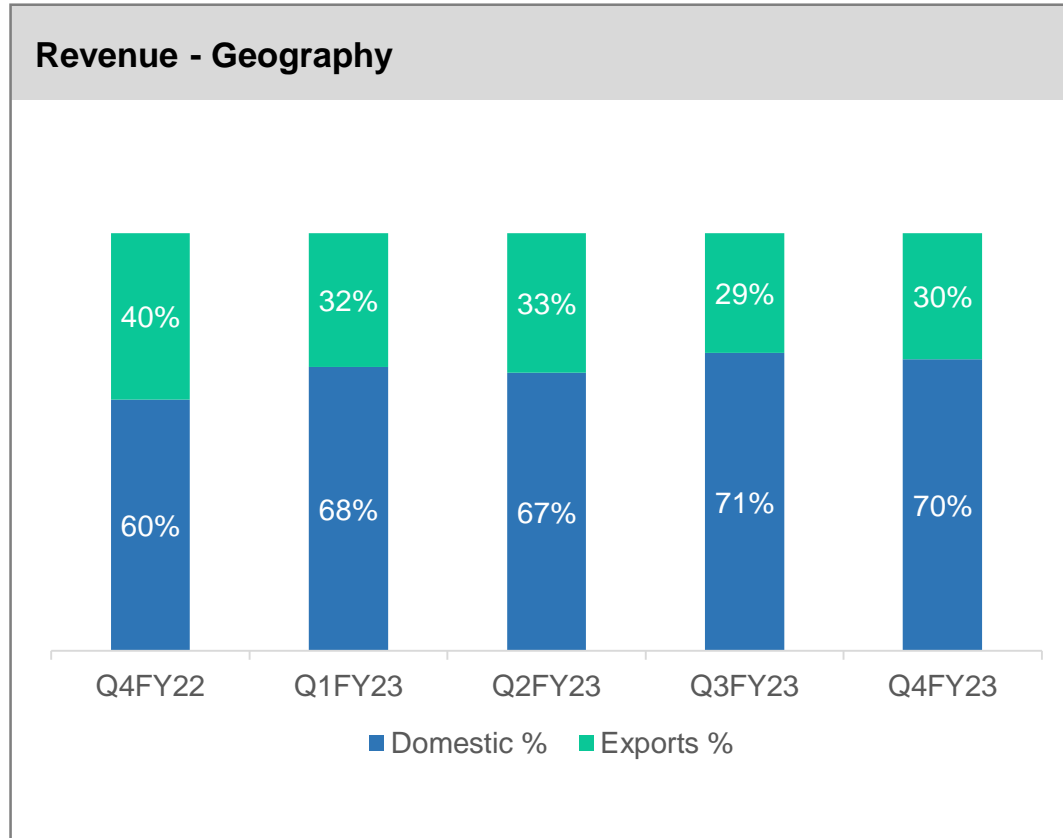


# Financial Performance

	Q4		Y-o-Y	Q3	Q-o-Q	Full Year		Y-o-Y
(Rs. Million)	FY2023	FY2022	Growth(%)	FY2023	Growth(%)	FY2023	FY2022	Growth(%)
Revenue from Operations	6,672	6,222	7.2%	6,547	1.9%	25,037	22,269	12.4%
Other Income	89	74	19.8%	5	nm	258	223	15.5%
<b>Total Income</b>	<b>6,761</b>	<b>6,296</b>	<b>7.4%</b>	<b>6,552</b>	<b>3.2%</b>	<b>25,295</b>	<b>22,492</b>	<b>12.5%</b>
Gross Profit	1,364	882	54.6%	921	48.1%	3,804	3,130	21.5%
<i>Margin (%)</i>	20.4%	14.2%		14.1%		15.2%	14.1%	
<b>EBITDA</b>	<b>754</b>	<b>387</b>	<b>94.7%</b>	<b>422</b>	<b>78.8%</b>	<b>1,857</b>	<b>1,279</b>	<b>45.2%</b>
<i>Margin (%)</i>	11.3%	6.2%		6.4%		7.4%	5.7%	
EBIT	723	357	102.5%	391	84.7%	1,736	1,164	49.2%
<i>Margin (%)</i>	10.7%	5.7%		6.0%		6.9%	5.2%	
<b>Profit After Tax</b>	<b>483</b>	<b>180</b>	<b>167.5%</b>	<b>228</b>	<b>112.0%</b>	<b>1,041</b>	<b>548</b>	<b>90.0%</b>
<i>Margin (%)</i>	7.1%	2.9%		3.5%		4.1%	2.4%	
EPS	5.13	1.92	167.4%	2.42	112.0%	11.07	5.82	90.1%

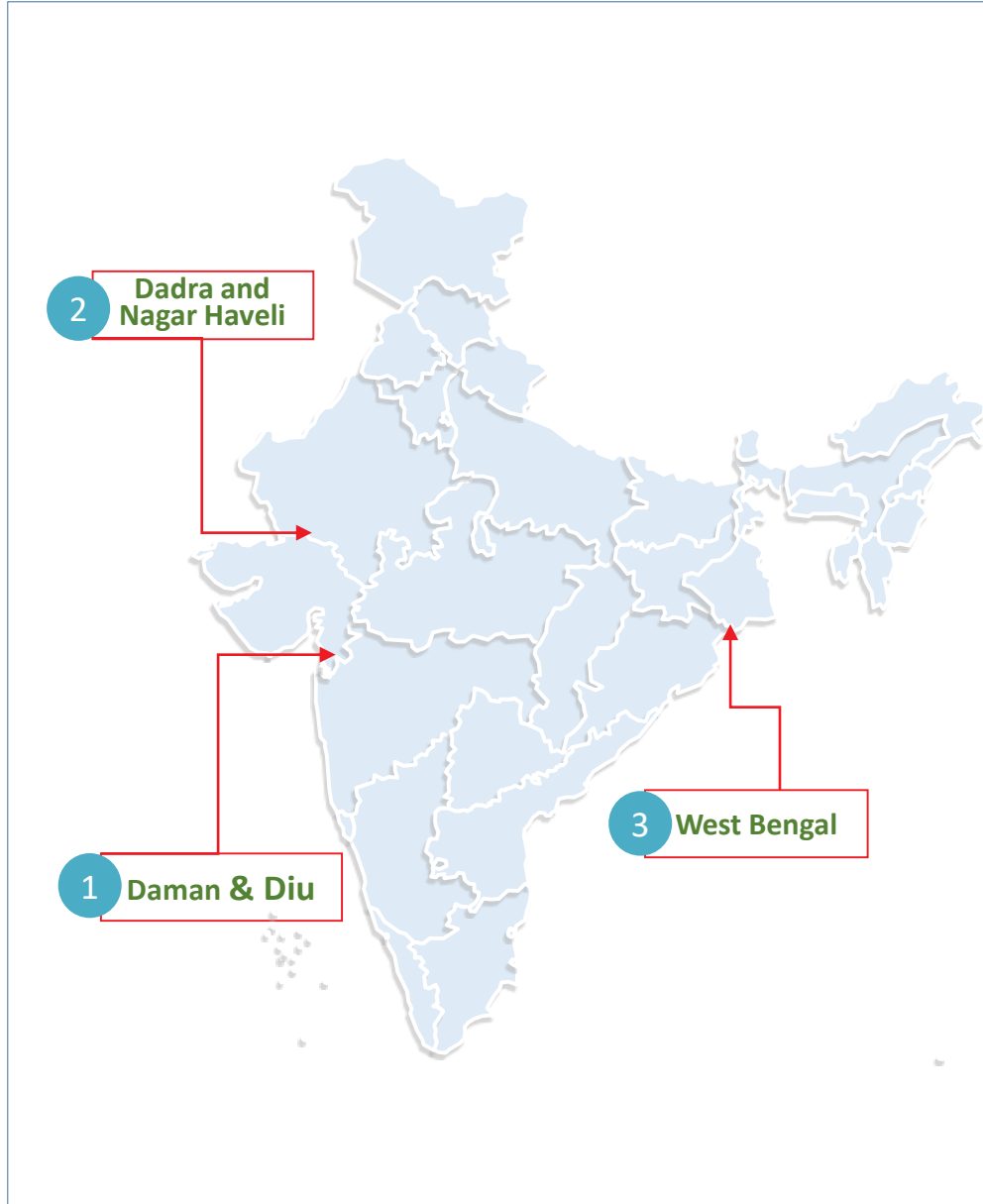
Notes:

- EBITDA is including Other Income
- EBITDA Margins are calculated on Total Income



Products	User Industry	Installed Capacity (TPA)	Utilization					
			FY18	FY19	FY20	FY21	FY22	FY23
Antifab/ Filled Compounds/ Master Batches	Packaging Goods	36,000	45,758*	33,776	24,154	27,435	34,684	27,244
PVC Compounds	Wire & Cable Industry. Construction Industry	44,000	31,941	31,518	33,570	23,602	18,282	21,276
Sioplas Compound / XLPE Compound/ Semicons	Power Distribution Industry / Capital Goods Industry	1,42,500	60,077*	75,166	78,623	67,785	83,729	92,818
Engineering Plastics Compounds	White Goods and Consumer durable Industry. FMEG Industry	14,500	4,845	7,213	2,831	5,273	3,323	1,938
HFFR	Power distribution with safety against fire hazards	2,000	-	-	-	-	-	710
<b>Total</b>		<b>2,39,000</b>	<b>1,42,621</b>	<b>1,47,674</b>	<b>1,39,178</b>	<b>1,24,095</b>	<b>1,40,018</b>	<b>1,43,985</b>

Note: \*Capacity for FY18 for AF was 50,000 MT and Sioplas Compound was 1,28,500 MT



Name of the Plant	Products manufactured	Installed Capacity (MTPA)
Dhulagarh – West Bengal	Anti fibrillation Compound-PE & PP	27,500
	Sioplas	4,000
	PVC Compound	6,000
Silvasa - Dadra Plant 1	PVC Compounds Cables	38,000
	HFFR	2,000
Silvasa - Dadra Plant 2	Semicon Compounds	2,500
Daman, Daman & Diu	EP Compounds	14,500
	Anti fibrillation Compound	8,500
Surangi, Dadra and Daman, UT	Semicon	8,400
	Sioplas	92,600
	Peroxide	35,000
<b>TOTAL</b>		<b>2,39,000</b>

- **Largest manufacture of polymer compounds in India with Installed capacity of 2,39,000 MT**
- **Seven modern state of art manufacturing plants** situated in the state of West Bengal, Daman & Diu and Dadra & Nagar Haveli
- Strategically located at both East & West coast of India results in lower freight costs
- **World class R&D** set up under the supervision of highly competent professionals
- **Science & technology collaboration with leading institutes** like IIT Kharagpur, University Institute of Chemical Technology (Mumbai) etc.
- Judicious choice of equipment from Germany, Switzerland, Italy, Taiwan etc.

## Antifab / Filled Compounds/ Master Batches



## PVC Compounds



## Sioplas Compound / XLPE Compound / Semicons



## Engineering Plastics Compounds



## HFFR





## Approval for WTR (Water Tree Retardant) XLPE for 72 KV Application

- Ddev Plastiks Industries has launched their first locally produced WTR XLPE (Water Tree Retardant XLPE) for the insulation of cables up to 72 KV
- This insulation material is highly effective in reducing the growth of electrical treeing caused by water, making it a superior choice for insulation purposes
- Reduced treeing result in better service life of the cable resulting into better returns for electrical distribution companies
- This product was primarily imported, however, DPIL has introduced an exceptional version that has successfully passed a long-term test at a third-party laboratory
- It has successfully passed a two-year test on cable at a prestigious VDE laboratory

## XL HFFR (Cross Linkable HFFR) Compound for Solar / Photovoltaic Cable Application

- A global leader in XLPE compound manufacturing, producing EHV compounds since 1980
- Commercially launched for major applications in Solar / Photovoltaic Cable

# Diversified Customers - Domestic

Top clientele constitutes of prominent domestic and global companies

Diversified customer base across cable, footwear, pipe and packaging industry mitigates industry-specific downturn impact

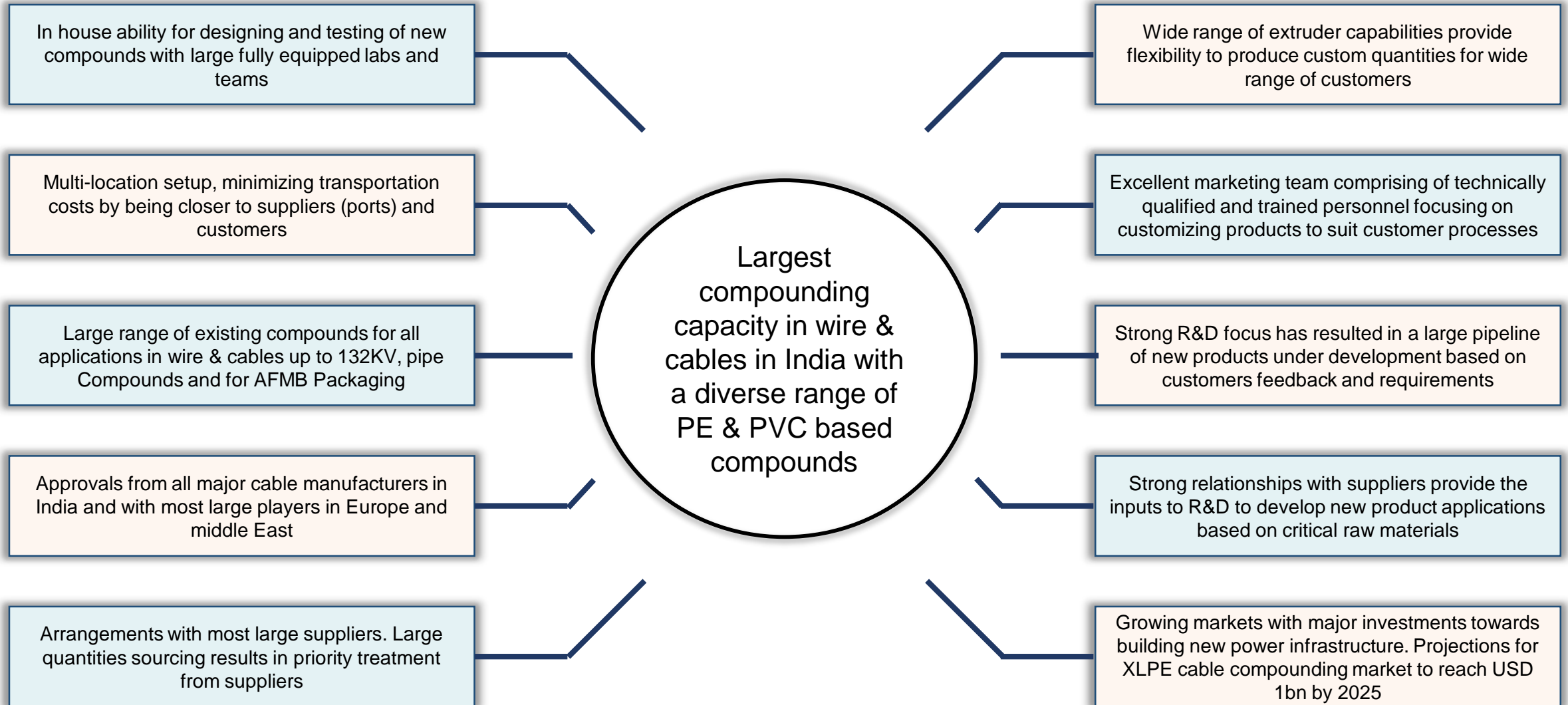
Well established relationships with renowned clientele provide stability to revenues and drive business going forward

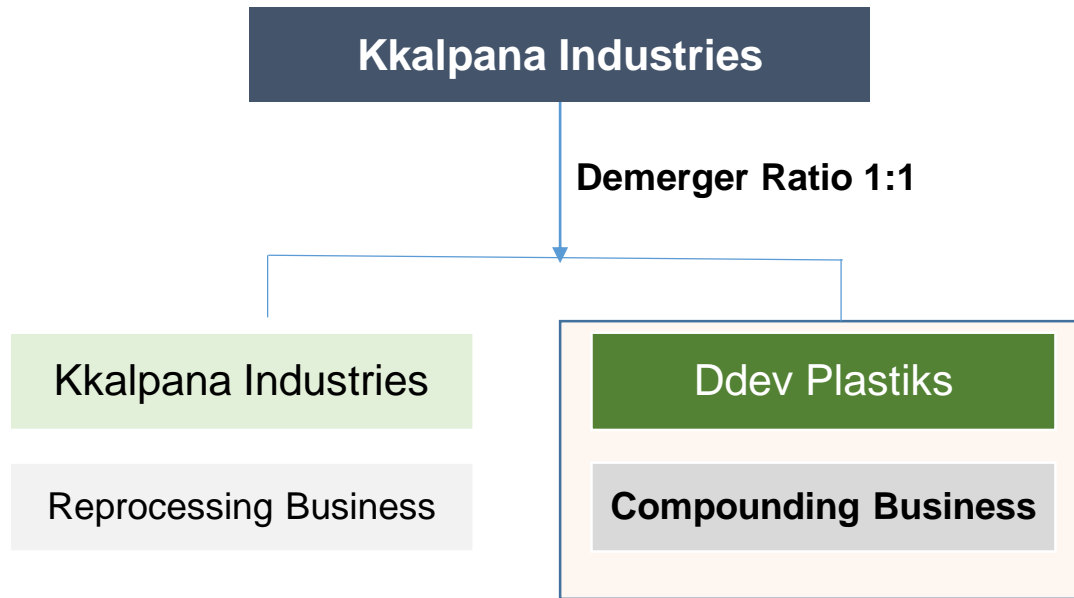


# Diversified Customers - Exports









Shares issued by Ddev Plastiks in the same proportion in which the shareholders hold the shares in Kkalpana Industries protecting overall economic interest of the equity shareholder

## Strategic Rationale

Simplification of business structure

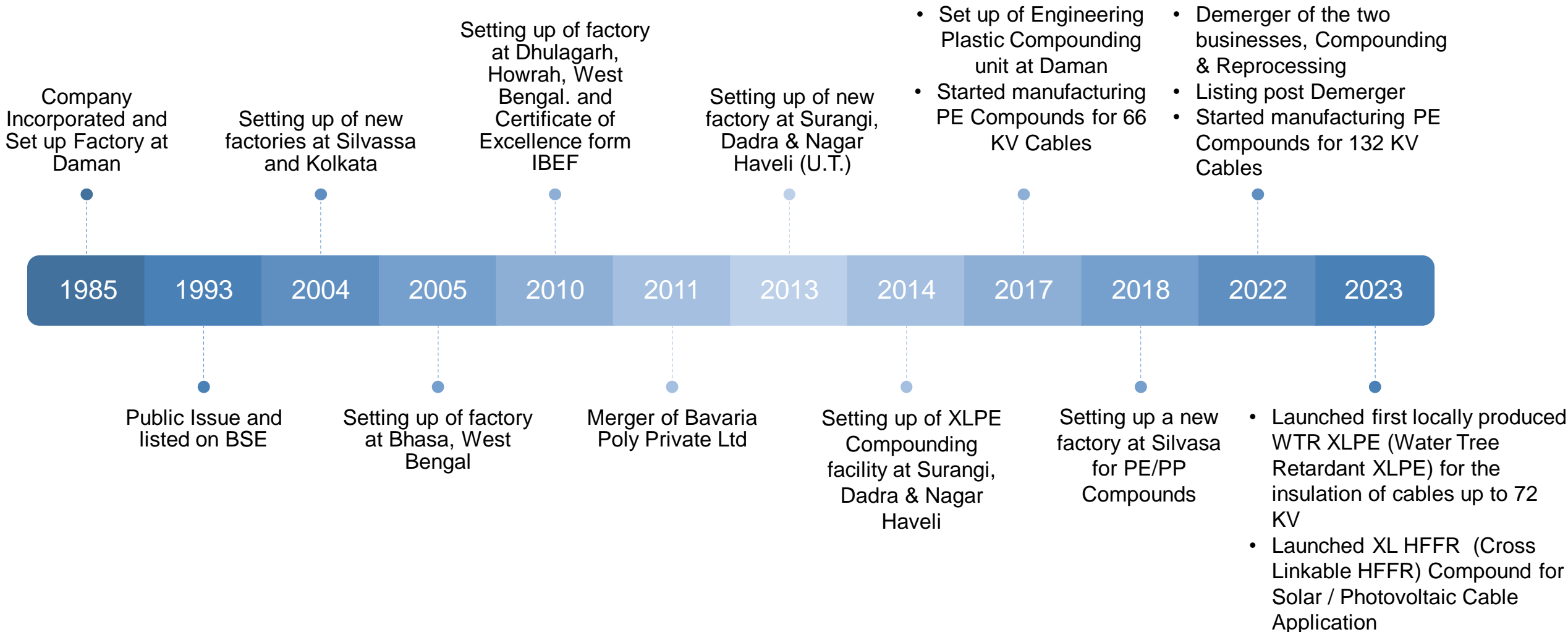
Manage different business independently and be fully focused on exploring respective growth opportunities

Enhanced operational efficiency and optimized profitability

Provides shareholder more investment choice and help companies target and attract new investors

**Higher strategic focus, will enable a more efficient capital allocation, which in turn will create value for all stakeholders**

# Major Milestones Achieved





**Mr Narrindra Suranna**  
**Chairman & Managing Director**

Associated with Company since inception. Wide experience in Plastic Industry, Company has reached its present height under his leadership

B.Com (Hons.) and L.L.B from Calcutta University and MBA from Harvard University



**Mr. Dev Krishna Surana**  
**Director**

Dynamic business leader and key driving force of Company. He have done B.Com (Hons.) from St. Xaviers, Kolkata, MSc from University of Warwick, UK and MBA from Babson University, USA



**Mr Rajesh Kumar Kothari**  
**Whole-Time-Director**

25+ years of experience in the areas of marketing, after sale service and market research. He started his career at Kanoria Chemicals & Industries and been associated with Kkalpana since 1997

B.Com from Rajasthan University, Ajmer



**Ms. Mamta Binani**  
**Independent Director**

21+ years of experience in corporate consultation & advisory, on Board of several companies like GPT Infrastructure Ltd, Century Plyboards (India) Ltd, Anmol Biscuits Ltd

B.Com, Law graduate and Fellow member of the ICSI



**Mr. Samir Kumar Datta**  
**Independent Director**

Served on multiple industries during his service tenure of 4 decades and started his practice as a Cost accountant since 2007.

Science graduate from Calcutta University and Fellow Cost Accountant



**Ms Ramya Hariharan**  
**Director**

In past, worked with Amarchand Mangaldas and Argus Partners. On the board of various listed and unlisted companies.

Qualified Company Secretary and LLB from Calcutta University



**Mr Arihant Bothra**  
**Chief Financial Officer**

He is an Associate member of Institute of Chartered Accountants of India and an IIM Calcutta Alumni. Vast working experience for more than a decade in the areas of Finance, Accounting, Insurance, Information System and Project Financing.

Graduated from Calcutta University in 2010



**Ms. Tanvi Goenka**  
**Company Secretary**

She is a graduate in commerce and has received her membership of Institute of Company Secretaries of India in 2012. She holds working experience of over 10 years on mergers and acquisitions transactions involving listed as well as unlisted companies. She also has experience in all forms of restructuring including by way of scheme of arrangement

# Accreditations and Industry Recognition



ISO Certificates



KEMA Approval



CPRI Approval



CACT Approval

NFC 33209 Approval  
French Lab



POWERGRID Approval



UL Approval



XLPE ROHS TESTS



PVC ROHS REACH TESTS



ERDA





**Anna Prashan & Pravesh Utsav to promote Adivasi child admission to school & for nutrition during**



**Distributed Tri-color T-shirts to labour and locals on Independence Day, celebrated Har Ghar Tiranga campaign at our Surangi plant**



**Planted over 500 trees at manufacturing units and schools**



**Saving 65.0 lakhs liters of ground water through water harvesting facilities at units**



**Installed Solar Panels at Surangi Unit, reducing 80 MT carbon emissions per month**



- This presentation is strictly confidential and may not be copied, published, distributed or transmitted. The information in this presentation is being provided by Ddev Plastiks Industries Limited (also referred to as the 'Company'). By attending the meeting where this presentation is being made or by reading the presentation materials, you agree to be bound by the following limitations:
- The information in this presentation has been prepared for use in presentations by the Company for information purposes only and does not constitute, or should be regarded as, or form part of any offer, invitation, inducement or advertisement to sell or issue, or any solicitation or initiation of any offer to purchase or subscribe for, any securities of the Company in any jurisdiction, including the United States and India, nor shall it, or the fact of its distribution form the basis of, or be relied on in connection with, any investment decision or any contract or commitment to purchase or subscribe for any securities of the Company in any jurisdiction, including the United States and India. This presentation does not constitute a recommendation by the Company or any other party to sell or buy any securities of the Company.
- This presentation and its contents are not and should not be construed as a prospectus or an offer document, including as defined under the Companies Act, 2013, to the extent notified and in force or an offer document under the Securities and Exchange Board of India (Issue of Capital and Disclosure Requirements) Regulations, 2009 as amended.
- This presentation and its contents are strictly confidential to the recipient and should not be further distributed, re-transmitted, published or reproduced, in whole or in part, or disclosed by recipients directly or indirectly to any other person or press, for any purposes. In particular, this presentation is not for publication or distribution or release in any country where such distribution may lead to a breach of any law or regulatory requirement. No person is authorised to give any information or to make any representation not contained in or inconsistent with this presentation or/and if given or made, such information or representation must not be relied upon as having been authorised by us. Receipt of this presentation constitutes an express agreement to be bound by such confidentiality and the other terms set out herein. Any failure to comply with this restriction may constitute a violation of applicable securities laws.
- No representation or warranty, express or implied, is made as to, and no reliance should be placed on, the fairness, accuracy, completeness or correctness of the information or opinions contained in this presentation. Neither the Company nor any of its affiliates, advisors or representatives shall have any responsibility or liability whatsoever (for negligence or otherwise) for any loss howsoever arising from any use of this presentation or its contents or otherwise arising in connection with this presentation. The information set out herein may be subject to updating, completion, revision, verification and amendment and such information may change materially. This presentation is based on the economic, regulatory, market and other conditions as in effect on the date hereof. It should be understood that subsequent developments may affect the information contained in this presentation, which neither the Company nor its affiliates, advisors or representatives are under an obligation to update, revise or affirm.
- This presentation contains forward-looking statements based on the currently held beliefs and assumptions of the management of the Company, which are expressed in good faith and, in their opinion, reasonable. Forward-looking statements involve known and unknown risks, uncertainties and other factors, which may cause the actual results, financial condition, performance, or achievements of the Company or industry results, to differ materially from the results, financial condition, performance or achievements expressed or implied by such forward-looking statements. Unless otherwise indicated, the information contained herein is preliminary and indicative and is based on management information, current plans and estimates. Industry and market-related information is obtained or derived from industry publications and other sources and has not been independently verified by us. Given these risks, uncertainties and other factors, recipients of this document are cautioned not to place undue reliance on these forward-looking statements. The Company disclaims any obligation to update these forward-looking statements to reflect future events or developments.

For further information please contact:

**Ddev Plastiks Industries Limited**

**Tanvi Goenka**

**Company Secretary and Compliance Officer**

[tanvi.goenka@ddevgroup.in](mailto:tanvi.goenka@ddevgroup.in)

Contact: +91 6292242145

**Churchgate Partners**

**Anvita Raghuram / Atul Modi**

**Investor Relations Advisor**

[ddev@churchgatepartners.com](mailto:ddev@churchgatepartners.com)

Contact: +91 22 6169 5988

### Registered Office

2B, Pretoria Street,  
Kolkata - 700 071

Phone: +91 33 22823744/45/8818

Fax: +91 33 22823739

Email: [kolkata@ddevgroup.in](mailto:kolkata@ddevgroup.in)

### Mumbai Office

106, Laxmi Plaza, Laxmi Industrial Estate,  
New Link Road, Andheri (West), Mumbai - 400 053

Phone: +91 22 67021470/71/72

Fax: +91 22 6702 1473

Email: [mumbai@ddevgroup.in](mailto:mumbai@ddevgroup.in)



[www.ddevgroup.in](http://www.ddevgroup.in)

## Ddev Plastiks Industries Limited



Filler Compounds

Color Masterbatch

66KV XLPE Cable

XLPE Cable

Engineering Plastics

PVC Compounds