

Regd. Office & Works :

Shirol, Dist. Kolhapur - 416 103.
Maharashtra (India)
Tel. : ~~00-91-2322-661500~~
Fax : ~~00-91-2322-661546~~
E-mail : kpt.ho@kpt.co.in
www.kpt.co.in

KPT's New Nos.:

Tel. : +91 - 231 - 2689900
Fax : +91 - 231 - 2689946



Now Known As :
KPT Industries Ltd.

CIN - L29130MH1976PLC019147

KPT/SECR/STEX/19-20

www.listing.bseindia.com

14th November, 2019

BSE Limited

Corporate Relationship Department
2nd Floor, New Trading Ring,
P.J. Towers, Dalal Street.
MUMBAI 400 001

Dear Sir,

Pursuant to Regulation 33 read with Para A of Part A of Schedule III of the SEBI (Listing Obligations and Disclosure Requirements) Regulations, 2015, we are enclosing herewith Certificate along with statement of Unaudited Financial Results for the quarter and half year ended on 30th September, 2019 issued by Mr. Dharmendra R. Prabhukhot, Chartered Accountants and Statutory Auditors of the Company for your record.

Kindly take the same on your record.

Thanking you,

Yours faithfully,

For **KPT Industries Limited**
(formerly known as Kulkarni Power Tools Limited)


Aishwarya Toraskar
COMPANY SECRETARY & COMPLIANCE OFFICER
Membership No: A 54931



Encl :- a/a.



KPT Industries Limited
(Formerly known as Kulkarni Power Tools Limited)
 Regd. Office : Shirol - 416 103, Dist. Kolhapur
 Tel: (0231) 2689900 Fax (0231) 2689946
 CIN: L29130MH1976PLC019147

Part I - Standalone un-audited financial results for the quarter and half year ended on 30th September, 2019

(Rs. In lacs except EPS)

Sr. No.	Particulars	Quarter Ended on			Half Year Ended on		Year Ended on
		30-09-19	30-09-18	30-06-19	30-09-19	30-09-18	31-03-19
		(Un-audited)	(Un-audited)	(Un-audited)	(Un-audited)	(Un-audited)	(Audited)
1	Income :						
	a) Net Sales / Income from Operations	2646	2432	2599	5245	5010	10551
	b) Other Income	82	19	17	99	36	96
	Total income from Operations (Net)	2729	2451	2616	5345	5046	10647
2	Expenditure:						
	a) Cost of Materials Consumed	628	479	720	1348	1040	2453
	b) Purchase of Stock in Trade	1080	971	1335	2415	2019	3864
	c) Changes in Inventories of Finished Goods, Work in Process and Stock in Trade	(56)	70	(558)	(614)	(18)	152
	d) Employees Benefit Expense	301	233	280	581	482	991
	e) Finance Cost	144	143	136	280	280	592
	f) Depreciation and Amortisation Expense	68	79	67	135	157	304
	g) Other Expenses	460	414	533	994	931	1941
	Total Expenditure	2625	2389	2513	5139	4891	10297
3	Profit / (Loss) Before Exceptional Items (1 - 2)	104	62	103	206	155	350
4	Exceptional Item	-	-	-	-	-	-
5	Profit / (Loss) Before Tax	104	62	103	206	155	350
6	Tax Expense	(40)	(31)	27	(14)	(47)	(6)
7	Net Profit / (Loss) for the period (5-6)	144	93	76	220	202	356
8	Other Comprehensive Income, Net of Income Tax						
	a) Items that will not be reclassified to Profit & Loss	-	16	-	-	16	(4)
	b) Items that will be reclassified to Profit & Loss	-	-	-	-	-	-
9	Total Comprehensive income for the period (7+8)	144	109	76	220	218	352
10	Paid up Equity Share Capital (face value Rs. 5/- each)	170	170	170	170	170	170
11	Other Equity	-	-	-	-	-	2313
12	Earning per share (Face value of Rs. 5/- each) Basic & Diluted (But not annualised)	4.24	2.74	2.24	6.48	5.94	10.49



Part II - Standalone unaudited statement of assets and liabilities (Rs. in lacs)

Particulars	Un-audited	Audited
	Standalone	Standalone
	30.09.2019	31.03.2019
ASSETS :		
I. Non-current assets		
(a) Property, plant and equipment	2128	2191
(b) Capital work-in-progress	15	10
(c) Investment property	139	140
(d) Other Intangible assets	3	5
(e) Intangible assets under development	-	-
(f) Financial assets		
(i) Investments	43	38
(ii) Trade receivables	-	110
(iii) Loans	-	-
(iv) Other financial assets	52	575
(g) Other non-current assets	21	8
Total Non-Current Assets	2402	3076
II. Current assets		
(a) Inventories	3202	2498
(b) Financial assets		
(i) Investments		
(ii) Trade receivables	2571	2848
(iii) Cash and cash equivalents	76	176
(iv) Bank balance other than (iii) above	197	186
(v) Loans	-	-
(vi) Other financial assets	13	7
(c) Current Tax Assets (Net)	-	-
(d) Other current assets	351	398
Total Current Assets	6409	6112
Total Assets	8811	9188
EQUITY AND LIABILITIES :		
Equity		
(a) Equity share capital	170	170
(b) Other equity	2503	2313
Total Equity	2673	2483
Liabilities		
I. Non-current liabilities		
(a) Financial liabilities		
(i) Borrowings	1010	1477
(ii) Trade payables	-	-
(iii) Other financial liabilities	66	58
(b) Provisions	96	97
(c) Deferred tax liabilities (Net)	138	166
(d) Other non-current liabilities	49	33
Total Non-Current Liabilities	1359	1831
II. Current liabilities		
(a) Financial liabilities		
(i) Borrowings	1881	1951
(ii) Trade payables other than MSME	1300	1308
(iii) Trade payables MSME	153	115
(iv) Other financial liabilities	604	749
(b) Other current liabilities	626	547
(c) Provisions	151	153
(d) Current Tax Liabilities (Net)	65	51
Total Current Liabilities	4779	4874
Total Equity and Liabilities	8811	9188

Notes:

- The above results have been reviewed by the Audit Committee in its meeting held on 14 th November, 2019 and the same were approved and taken on record by the Board of Directors at its meeting held on 14 th November, 2019.
- The limited review of the financial results for the quarter ended 30th September, 2019 has been carried out by statutory auditors.
- During the quarter, no investor complaint was received. There was no complaint pending for redressal at the beginning / end of the quarter.
- Tax expense includes Current tax, Deferred tax and MAT Credit Entitlement if any.
- The cash flow for the corresponding six months ended 30th September, 2018 have been approved by the Company's Board of Directors, but have not been subjected to review.
- Figures for previous year / period have been regrouped where necessary.

Place: Mumbai
Date : 14 th November, 2019


Initialed for Identification Purpose

(Signature)

By order of the Board of Directors
KPT Industries Limited
(Formerly known as Kulkarni Power Tools Limited)

Prakash Kulkarni
Executive Chairman
DIN No.00052342

Dharmendra R. Prabhukhot
CHARTERED ACCOUNTANT
M. No. 219438





KPT Industries Limited
(Formerly known as Kulkarni Power Tools Limited)

Part III -Unaudited Standalone Statement of Cash Flows for half year ended on 30th September, 2019

PARTICULARS		Rs. In Lakhs	
		Half Year ended 30.09.2019	Half Year ended 30.09.2018
A	Cash Flows from operating activities		
	NET PROFIT BEFORE TAXES	206	155
	Adjustments for :		
	Depreciation and amortisation expenses	135	157
	Interest income	(27)	(23)
	Interest expenses	280	280
	Dividend Income	(2)	(0)
	Government Grant accrued	(7)	(11)
	Credit Balance Written back	(60)	-
	(Profit) / loss on sale of property, plant and equipment	(0)	-
	Provision for Warranty written back	(2)	2
	Bad Debts Written off	112	87
	Operating profits before working capital changes	633	646
	Adjustments for :		
	(Increase)/decrease in trade and other receivables	318	(154)
	(increase)/decrease in inventories	(704)	43
	Increase/(decrease) in trade and other payables	159	56
	Cash generated from operations	407	591
	Income Tax Paid	(5)	(2)
	Net Cash from operating activities	401	589
B	Cash Flows from investing activities		
	Purchases for property, plant and equipment and intangible assets	(89)	(19)
	Proceeds from sale of property, plant and equipment	0	-
	Decrease in Loans and Advances	526	(61)
	(Investment)/Maturity of term deposits (having original maturity of more than 3 months)	(11)	11
	Payments for Investments	(5)	(5)
	Interest received	23	18
	Dividend received	2	0
	Net Cash from investing activities	447	(56)
C	Cash flows from financing activities		
	Proceeds from Long term borrowings	59	200
	Repayment of Long term borrowings	(657)	(289)
	Repayment of Short term borrowings	(70)	(258)
	Interest Paid	(279)	(276)
	Dividend and Dividend distribution tax	-	(4)
	Net Cash from financing activities	(948)	(627)
	Net increase in Cash and Cash equivalents	(100)	(94)
	Add: Cash and Cash equivalents at beginning of period	176	180
	Cash and Cash equivalents at the end of Period	76	86

Notes to Cash Flow Statement

- 1 Cash Flow Statement has been prepared under the 'Indirect' method as set out in Ind AS- "Statement of Cash Flows".



KPT Industries Limited
(Formerly known as Kulkarni Power Tools Limited)

Regd. Office : Shirol - 416 103, Dist. Kolhapur

Tel: (0231) 2689900 Fax (0231) 2689946

CIN: L29130MH1976PLC019147


Part IV - Consolidated un-audited financial results for the quarter and half year ended on 30th September, 2019

(Rs. in lacs except EPS)

Sr. No.	Particulars	Quarter Ended on			Half Year Ended on		Year Ended on
		30-09-19	30-09-18	30-06-19	30-09-19	30-09-18	31-03-19
		(Un-audited)	(Un-audited)	(Un-audited)	(Un-audited)	(Un-audited)	(Audited)
1	Income :						
	a) Net Sales / Income from Operations	2646	2432	2599	5245	5010	10551
	b) Other Income	73	10	7	80	19	64
	Total income from Operations (Net)	2719	2442	2606	5325	5029	10615
2	Expenditure:						
	a) Cost of Materials Consumed	628	479	720	1348	1040	2453
	b) Purchase of Stock in Trade	1080	971	1335	2415	2019	3864
	c) Changes in Inventories of Finished Goods, Work in Process and Stock in Trade	(56)	70	(558)	(614)	(18)	152
	d) Employees Benefit Expense	301	233	280	581	482	991
	e) Finance Cost	144	143	136	280	280	592
	f) Depreciation and Amortisation Expense	68	79	67	135	157	304
	g) Other Expenses	477	414	533	1011	931	1941
	Total Expenditure	2642	2389	2513	5156	4891	10297
3	Profit / (Loss) Before Exceptional Items (1 - 2)	77	53	93	169	138	318
4	Exceptional Item	-	-	-	-	-	-
5	Profit / (Loss) Before Tax	77	53	93	169	138	318
6	Tax Expense	(40)	(31)	27	(14)	(47)	(6)
7	Net Profit / (Loss) for the period (5-6)	117	84	66	183	185	324
8	Other Comprehensive Income, Net of Income Tax						
	a Items that will not be reclassified to Profit & Loss	-	16	-	-	16	(4)
	b Items that will be reclassified to Profit & Loss	-	-	-	-	-	-
9	Total Comprehensive income for the period (7+8)	117	100	66	183	201	320
10	Profit attributable to :						
	Owners of the Company	117	84	66	183	185	324
	Non-controlling interests	-	-	-	-	-	-
11	Total Comprehensive income attributable to :						
	Owners of the Company	117	100	66	183	201	320
	Non-controlling interests	-	-	-	-	-	-
12	Paid up Equity Share Capital (face value Rs. 5/- each)	170	170	170	170	170	170
13	Other Equity	-	-	-	-	-	1974
14	Earning per share (Face value of Rs. 5/- each) Basic & Diluted (But not annualised)	3.45	2.47	1.94	5.39	5.45	9.54



Part V - Segmentwise Revenue, Results and Capital Employed							
Sr. No.	Particulars	Quarter Ended on			Half Year Ended on		Year Ended on
		30-09-19	30-09-18	30-06-19	30-09-19	30-09-18	31-03-18
		(Un-audited)	(Un-audited)	(Un-audited)	(Un-audited)	(Un-audited)	(Audited)
1	Segment Revenue						
	a) Power Tools	1932	1830	2124	4056	3924	8116
	b) Blowers	617	524	411	1028	784	2054
	c) Windmills	29	38	45	74	77	106
	d) All other segments (includes E-Vehicles)	68	40	19	87	225	275
	Total	2646	2432	2599	5245	5010	10551
	Less : Inter Segment Revenue	-	-	-	-	-	-
	Net Sales / Income from operations	2646	2432	2599	5245	5010	10551
2	Segment Results - Profit /(Loss) before tax & interest from each segment						
	a) Power Tools	214	182	297	511	432	999
	b) Blowers	56	76	(28)	28	76	126
	c) Windmills	8	16	23	31	37	29
	d) All other segments (includes E-Vehicles)	(5)	(7)	3	(2)	21	10
		273	267	295	568	566	1164
	Less:-						
	i) Interest	144	143	136	280	280	592
	ii) Other un-allocable expenditure	126	81	73	199	167	318
	Add :-						
	i) Un- allocable income	74	10	7	80	19	64
	Profit / (Loss) Before Exceptional Items	77	53	93	169	138	318
	Exceptional Item	-	-	-	-	-	-
	Profit / (Loss) Before Tax	77	53	93	169	138	318
3	Capital Employed (Segment Assets - Segment Liabilities)						
	a) Power Tools	3819	3510	3539	3819	3510	3726
	b) Blowers	1044	927	1065	1044	927	1074
	c) Windmills	482	519	467	482	519	446
	d) All other segments (includes E-Vehicles)	642	782	626	642	782	640
	e) Unallocated	128	829	866	128	829	742
	Total	6115	6567	6563	6115	6567	6628



Part VI -Consolidated Statement of Assets and Liabilities		(Rs. In lacs)	
Particulars	Un-audited	Audited	
	Consolidated	Consolidated	Consolidated
	30.09.2019	31.03.2019	
ASSETS :			
I. Non-current assets			
(a) Property, plant and equipment	2128	2191	
(b) Capital work-in-progress	15	10	
(c) Investment property	139	327	
(d) Other Intangible assets	3	5	
(e) Intangible assets under development	-	-	
(f) Financial assets			
(i) Investments	42	37	
(ii) Trade receivables	-	110	
(iii) Loans	-	-	
(iv) Other financial assets	52	48	
(g) Other non-current assets	21	8	
Total Non-Current Assets	2401	2736	
II. Current assets			
(a) Inventories	3202	2498	
(b) Financial assets			
(i) Investments			
(ii) Trade receivables	2571	2848	
(iii) Cash and cash equivalents	77	177	
(iv) Bank balance other than (iii) above	197	186	
(v) Loans	-	-	
(vi) Other financial assets	13	7	
(c) Current Tax Assets (Net)	-	-	
(d) Other current assets	357	398	
Total Current Assets	6417	6113	
Total Assets	8817	8850	
EQUITY AND LIABILITIES :			
Equity			
(a) Equity share capital	170	170	
(b) Other equity	2510	1975	
(c) Non controlling Interest	-	-	
Total Equity	2680	2145	
Liabilities			
I. Non-current liabilities			
(a) Financial liabilities			
(i) Borrowings	1010	1477	
(ii) Trade payables	-	-	
(iii) Other financial liabilities	66	58	
(b) Provisions	96	97	
(c) Deferred tax liabilities (Net)	138	166	
(d) Other non-current liabilities	49	33	
Total Non-Current Liabilities	1359	1831	
II. Current liabilities			
(a) Financial liabilities			
(i) Borrowings	1881	1951	
(ii) Trade payables other than MSME	1300	1308	
(iii) Trade payables MSME	153	115	
(iv) Other financial liabilities	653	749	
(b) Other current liabilities	576	547	
(c) Provisions	151	153	
(d) Current Tax Liabilities (Net)	65	51	
Total Current Liabilities	4779	4874	
Total Equity and Liabilities	8817	8850	



- Notes:
- The above results have been reviewed by the Audit Committee in its meeting held on 14 th November, 2019 and the same were approved and taken on record by the Board of Directors at its meeting held on 14 th November, 2019.
 - The limited review of the financial results for the quarter ended 30th September, 2019 has been carried out by statutory auditors.
 - During the quarter, no investor complaint was received. There was no complaint pending for redressal at the beginning / end of the quarter.
 - Tax expense includes Current tax, Deferred tax and MAT Credit Entitlement if any.
 - The consolidated figures for the corresponding quarter and six months ended on 30th September, 2018 and the statement of consolidated cash flows for the corresponding six months ended on 30th September, 2018 have been approved by the Company's Board of Directors, but have not been subjected to review.
 - Figures for previous year / period have been regrouped where necessary.

Place: Mumbai

Date : 14 th November, 2019

Initial for Identification Purpose

Dharmendra R. Prabhukhot
CHARTERED ACCOUNTANT

By order of the Board of Directors
KPT Industries Limited
(Formerly known as Kulkarni Power Tools Limited)

Prakash Kulkarni
Executive Chairman
DIN No.00052342

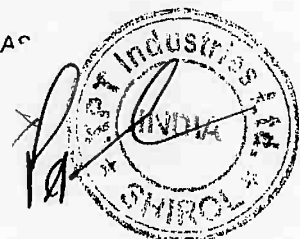

KPT Industries Limited
(Formerly known as Kulkarni Power Tools Limited)

Part VII - Unaudited Consolidated Statement of Cash Flow for half year ended on 30th September, 2019

PARTICULARS		Rs. in Lakhs	
		Half Year ended 30.09.2019	Half Year ended 30.09.2018
A	Cash Flows from operating activities		
	NET PROFIT BEFORE TAXES	169	138
	Adjustments for :		
	Depreciation and amortization expenses	135	157
	Interest income	(8)	(40)
	Interest expenses	280	280
	Dividend Income	(2)	(0)
	Government Grant	(7)	(11)
	Credit Balance Written back	(60)	-
	(Profit) / loss on sale of property, plant and equipment	18	-
	Provision for Warranty written back	(2)	2
	Bad Debts Written off	112	87
	Operating profits before working capital changes	633	612
	Adjustments for :		
	(Increase)/decrease in trade and other receivables	257	(154)
	(increase)/decrease in inventories	(704)	43
	Increase/(decrease) in trade and other payables	159	56
	Cash generated from operations	346	558
	Income Tax Paid	(12)	(2)
	Net Cash from operating activities	334	556
B	Cash Flows from investing activities		
	Purchases for property, plant and equipment and intangible assets	(89)	(63)
	Proceeds from sale of property, plant and equipment	613	-
	(Investment)/Maturity of term deposits (having original maturity of more than 3 months)	(11)	11
	Payments for Investments	(5)	(5)
	Interest received	4	35
	Dividend received	2	0
	Net Cash from investing activities	514	(23)
C	Cash flows from financing activities		
	Proceeds from Long term borrowings	59	200
	Repayment of Long term borrowings	(657)	(289)
	Repayment of Short term borrowings	(70)	(258)
	Interest Paid	(279)	(276)
	Dividend and Dividend distribution tax	-	(4)
	Net Cash from financing activities	(948)	(627)
	Net increase in Cash and Cash equivalents	(100)	(94)
	Cash and Cash equivalents at beginning of period	177	181
	Cash and Cash equivalents a the end of Period	77	87

Notes to Cash Flow Statement

1 Cash Flow Statement has been prepared under the 'Indirect' method as set out in Ind A "Statement of Cash Flows".



KPT Industries Limited
 (Formerly known as Kulkarni Power Tools Limited)
 Regd. Office : Shirol - 416 103, Dist. Kolhapur
 Tel: (0231) 2689900 Fax (0231) 2689946
 CIN: L29130MH1976PLC019147
 Un-audited Financial Results for the quarter and half year ended on 30th September, 2019

(Rs. In lacs except EPS)

Particulars	Standalone						Consolidated					
	Quarter ended on		Half Year Ended on		Year ended on		Quarter ended on		Half Year Ended on		Year ended on	
	30-09-19 (Un-audited)	30-09-18 (Un-audited)	30-06-19 (Un-audited)	30-09-19 (Un-audited)	30-09-18 (Un-audited)	31-03-19 (Audited)	30-09-19 (Un-audited)	30-09-18 (Un-audited)	30-06-19 (Un-audited)	30-09-19 (Un-audited)	30-09-18 (Un-audited)	31-03-19 (Audited)
Total income from operations (Net)	2729	2451	2616	5345	5046	10647	2719	2442	2606	5325	5029	10615
Net profit for the period before tax	104	62	103	206	155	350	77	53	93	169	138	318
Net profit / (Loss) for the period after tax	144	93	76	220	202	356	117	84	66	183	185	324
Total comprehensive income for the period comprising profit for the period (after tax) and other comprehensive income (after tax)	144	109	76	220	218	352	117	100	66	183	201	320
Equity Share Capital (Face Value of Rs. 5/- each)	170	170	170	170	170	170	170	170	170	170	170	170
Other equity	-	-	-	-	-	2,313	-	-	-	-	-	1,974
Earnings per share of Rs. 5/- each												
Basic	4.24	2.74	2.24	6.48	5.94	10.49	3.45	2.47	1.94	5.39	5.45	9.54
Diluted	4.24	2.74	2.24	6.48	5.94	10.49	3.45	2.47	1.94	5.39	5.45	9.54

Note: The above is an extract of the detailed format of quarterly / annual financial results filed with the Stock Exchange under Regulation 33 of the SEBI (Listing Obligations and Disclosure Requirements) Regulations, 2015. The full format of the quarterly / annual financial results are available on the Stock Exchange websites and Company's website: (www.kpt.co.in)

Date : 14 th November, 2019
 Place : Mumbai

For KPT Industries Limited
 (Formerly known as Kulkarni Power Tools Limited)

Prakash Kulkarni
 Executive Chairman
 DIN No. 00062342

Initiated for Identification Purpose



(Signature)

Dharmendra R. Prabhukhot
 CHARTERED ACCOUNTANT
 M. No. 219438





Dharmendra R Prabhukhot
B'Com, F.C.A, D.I.S.A(ICAI)
Chartered Accountant
M. No. 219438

Independent Auditor's Review Report on Standalone Unaudited Quarterly and year to date Financial Results of the Company Pursuant to the Regulation 33 of the SEBI (Listing Obligations and Disclosure Requirements) Regulations, 2015 (as amended)

To the Board of Directors of KPT Industries Limited (formerly known as Kulkarni Power Tools Limited)


1. I have reviewed the accompanying Statement of unaudited standalone Financial Results of **KPT Industries Limited (formerly known as Kulkarni Power Tools Limited)** ("the Company") for the quarter and six months ended 30th September, 2019 ("the "Statement"), being submitted by the Company pursuant to the requirement of Regulation 33 of the SEBI (Listing Obligations and Disclosure Requirements) Regulations, 2015, as amended.
2. This statement which is the responsibility of the Company's Management and approved by the Board of Directors, has been prepared in accordance with the recognition and measurement principles laid down in Indian Accounting Standard 34 "Interim Financial Reporting" ("Ind AS 34"), prescribed under Section 133 of the Companies Act, 2013 ("the Act"), read with the Companies (Indian Accounting Standards) Rules, 2015, as amended, and other accounting principles generally accepted in India. My responsibility is to express a conclusion on the statement based on my review.
3. I conducted my review in accordance with the Standard on Review Engagement (SRE) 2410, "Review of Interim Financial Information Performed by the Independent Auditor of the Entity" issued by the Institute of Chartered Accountants of India. This standard requires that I plan and perform the review to obtain moderate assurance as to whether the financial statements are free of material misstatement.
4. A review is limited primarily to inquiries of company personnel and analytical procedures applied to financial data and thus provides less assurance than an audit. I have not performed an audit and accordingly, I do not express an audit opinion.

Attention is drawn to Note 5 of the statement which states that the statement of cash flows for the corresponding six months ended 30th September, 2018 as reported in the accompanying Statement have been approved by the Company's Board of Directors, but have not been subjected to review.

5. Based on my review conducted as stated above, nothing has come to my attention that causes me to believe that the accompanying statement of unaudited standalone financial results prepared in accordance with applicable accounting standards and other recognized accounting practices and policies has not disclosed the information required to be disclosed in terms of Regulation 33 of the SEBI (Listing Obligations and Disclosure Requirements) Regulations, 2015, as amended, including the manner in which it is to be disclosed, or that it contains any material misstatement.

Place: Mumbai
Date: 14th November, 2019




Dharmendra R. Prabhukhot
Chartered Accountant
M. No. 219438
UDIN: 19219438AAAAAR2872



Dharmendra R Prabhukhot
B'Com, F.C.A, D.I.S.A(ICAI)
Chartered Accountant
M. No. 219438

Independent Auditor's Review Report on consolidated Unaudited Quarterly and year to date Financial Results of the Company Pursuant to the Regulation 33 of the SEBI (Listing Obligations and Disclosure Requirements) Regulations, 2015 (as amended)

To the Board of Directors of KPT Industries Limited (formerly known as Kulkarni Power Tools Limited)

1. I have reviewed the accompanying Statement of Consolidated Unaudited Financial Results of KPT Industries Limited (formerly known as Kulkarni Power Tools Limited) ("the Parent") and its subsidiaries (the Parent and its subsidiaries together referred to as "the Group"), and its share of the net profit/loss after tax and total comprehensive income / loss of its associates for the quarter and six months ended on 30th September 2019 ("the Statement"), being submitted by the Parent pursuant to the requirement of Regulation 33 of the SEBI (Listing Obligations and Disclosure Requirements) Regulations, 2015, as amended. Attention is drawn to the fact that the consolidated figures for the corresponding quarter ended 30th September, 2018 and the corresponding period from 1st April, 2018 to 30th September, 2018 as reported in these financial results have been approved by the Parent's Board of Directors, but have not been subjected to review.
2. This statement, which is the responsibility of the Parent's Management and approved by the Parent's Board of Directors, has been prepared in accordance with the recognition and measurement principles laid down in Indian Accounting Standard 34 "Interim Financial Reporting" ("Ind AS 34"), prescribed under Section 133 of the Companies Act, 2013 ("the Act"), and other accounting principles generally accepted in India. My responsibility is to express a conclusion on the Statement based on my review.
3. I conducted my review of the Statement in accordance with the Standard on Review Engagements (SRE) 2410 "Review of Interim Financial Information performed by the Independent Auditor of the Entity", issued by the Institute of Chartered Accountants of India. A review of interim financial information consists of making inquiries, primarily of persons responsible for financial and accounting matters, and applying analytical and other review procedures. A review is substantially less in scope than an audit conducted in accordance with Standards on Auditing and consequently does not enable us to obtain assurance that we would become aware of all significant matters that might be identified in an audit. Accordingly, I do not express an audit opinion.

I also performed procedures in accordance with the circular issued by the SEBI under Regulation 33(8) of the SEBI (Listing Obligations and Disclosure Requirements) Regulations, 2015, as amended, to the extent applicable.

Attention is drawn to Note 5 of the statement which states that the consolidated figures for the corresponding quarter and six months ended on 30th September 2018 and the statement of consolidated cash flows for the corresponding six months ended on 30th September 2018 as reported in the accompanying Statement have been approved by the Company's Board of Directors, but have not been subjected to review.




4. The Statement includes the results of the following entity:
a) M/s. K P Developers (a Partnership Firm)
5. Based on my review conducted and procedures performed as stated in paragraph 3 above and based on the consideration of the review report of the other auditor provided by the management referred to in paragraph 6 below, nothing has come to my attention that causes me to believe that the accompanying statement, prepared in accordance with applicable accounting standards and other accounting principles generally accepted in India, has not disclosed the information required to be disclosed in terms of Regulation 33 of the SEBI (Listing Obligations and Disclosure Requirements) Regulations, 2015, as amended, including the manner in which it is to be disclosed, or that it contains any material misstatement.
6. I did not review the interim financial results of the entity referred in Paragraph 4 above included in the statement, whose interim financial results reflect total assets of Rs. 7.13 lakhs, total revenue of Rs. NIL, total net loss after tax of Rs.17.63 lakhs, total comprehensive income of Rs.NIL and net cash flow of Rs. Nil for the quarter and six months ended 30th September 2019 as considered in the statement. These interim financial results have been reviewed by other auditor whose reports have been furnished to me by the Management and my conclusion on the Statement, in so far as it relates to the amounts and disclosures included in respect of this subsidiary, is based solely on the report of the other auditor and the procedures performed by me as stated in paragraph 3 above.
My conclusion on the statement is not modified in respect of this matter.
7. The consolidated unaudited financial results includes the interim financial information as stated in paragraph 6 above for the quarter and six months ended 30th September 2019 as considered in the consolidated unaudited financial results based on their interim financial results which have been reviewed by their auditor. According to the information and explanations given to me by the Management, these interim financial results are not material to the Group.
My conclusion on the Statement is not modified in respect of the above matter.

Place: Mumbai

Date: 14th September, 2019




Dharmendra R Prabhukhot
Chartered Accountant

M. No. 219438

UDIN: 19219438AAAAAS5526