

Sec.3.4.1

03.08.2023

The Secretary,  
**BSE Ltd.,**  
Phiroze Jeejeebhoy Towers,  
Dalal Street,  
Mumbai 400 001  
**BSE Scrip Code: 500547**

The Secretary,  
**National Stock Exchange of India Ltd.,**  
Exchange Plaza, Plot No C/1,  
G Block, Bandra-Kurla Complex,  
Mumbai 400051  
**NSE Symbol : BPCL**

Dear Sir/Madam,

**Sub: Annual Report of BPCL for the financial year 2022-23**

The Annual Report of BPCL for the financial year 2022-23 including the Notice of Annual General Meeting(AGM) is enclosed. The same has been uploaded on the website of the Company at [www.bharatpetroleum.in](http://www.bharatpetroleum.in).

This is for your information.

Thanking You,

Yours faithfully,  
For Bharat Petroleum Corporation Limited

(V. Kala)  
Company Secretary

MAHARATNA



---

# LEADING THE CHANGE

Annual Report 2022-23

# LEADING THE CHANGE

The year bygone exposed the delicate global interdependencies of the energy world.

Amid the geopolitical strife due to Russia-Ukraine war that jolted the entire world, we not only steered our ship deftly through the troubled waters, but also masterfully docked our ship by achieving the highest-ever physical performance in our corporate history.

This accomplishment was an outcome of adroit handling of the situation and making the best out of the prevailing circumstances through measures guided by foresight and keen business acumen. Our refinery operations were optimized, and we strategically diversified our crude oil sources to reduce the adverse impact of global price volatility in crude oil. These proactive actions made it possible for us to tide over the seemingly unsurmountable challenge, and enabled us to maintain seamless availability of fuel and petroleum products for the nation.

India has emerged as a powerhouse of global economic growth and is witnessing a rising energy demand. We are making large commensurate investments to fuel this growth momentum.

Walking on the path of an ambitious energy transition, we have crafted a blueprint for a more resilient and efficient core business and to build a substantial portfolio of sustainable energy. We are leading this change by leveraging innovation and cutting-edge technology to step up our multi-pronged efforts in this direction.

We are tapping into the profound synergies of integrating refinery and petrochemical operations. We are also helping in the unfolding of an era of sustainable transportation, which is one of the key pillars of climate action. And our rural push in consumer retailing is kindling tantalizing entrepreneurial possibilities for women folk in the hinterland of the nation.

India is a hotbed of new-age entrepreneurship, and ambitious young Indians are eager to make their presence felt nationally and globally. Acting as a catalyst to lead this change, we are nurturing and guiding promising startups to enable them to reach their full potential.

We are captivated by the faith and allegiance of our customers, which is a reflection of our steadfast dedication to constantly delight them with novel and enhanced experiences.

Today's world is characterized by the speed of change, and we are snapping up opportunities and turning them to our advantage through agility and prudence. And by changing intrinsically and adapting to new realities, we strive to be at the forefront of leading the change.

# CONTENTS

---

Chairman's Letter	2
Board of Directors	5
Bankers, Auditors, Share Transfer Agent and Registered Office	6
Management Team	7
Vision, Values, Culture and Mission	8
Performance Highlights	9
A Symphony of Synergy	13
Notice to the Members	14
Directors' Report	31
Management Discussion & Analysis Report	58
Report on CSR	102
Report on Corporate Governance	117
Business Responsibility & Sustainability Report	153
Comments of C&AG	209
Performance Profile	219
Standalone Financial Statements	225
Auditors' Report	235
Balance Sheet and Statement of Profit & Loss	246
Cash Flow Statement	248
Consolidated Financial Statements	341

# CHAIRMAN'S LETTER

Dear Shareholders,

I am delighted to present to you the Annual Report of Bharat Petroleum Corporation Limited (BPCL) for FY 2022-23. Even as we navigate a challenging business environment, our focus continues to be professionalism and good governance in all aspects of our business. This is reflected in the excellent operational performance by all business units during the year and the sharp turnaround in the financial results in the latter part of the year, after being severely impacted by global headwinds in the first half of FY 2022-23.

The domestic economy's resilience through the crisis of a once-in-a-century pandemic followed by the geopolitical crisis has been remarkable. While most of the major economies continue to grapple with fiscal challenges, India has been an oasis of growth and stability. India was second biggest contributor to world growth in 2022.

Our economy grew at 7.2% in FY 2022-23, and the domestic consumption of petroleum products grew at 10.6%. You will be pleased to know that your company recorded the highest-ever market sales of 48.92 MMT in the year, as against 42.51 MMT in the comparative period, registering a growth of 15%. With a market share of 25%, we retained our position as the second-largest Oil Marketing Company during the year. Our refineries supported the marketing efforts by recording the highest-ever throughput of 38.53 MMT in FY 2022-23, at a capacity utilization of 109%.

Our revenue from operations rose to all-time high of ₹5.3 trillion as against ₹4.3 trillion in the previous year, making us the sixth-largest company across all categories in the country by turnover. BPCL's colors shine brightest when it meets challenges head on. In this challenging year which was marred by suppressed marketing margins on certain petroleum products, our robust refineries achieved their all-time high Gross Refining Margins (GRMs) at \$20.24/bbl, highest amongst the PSU Oil Marketing Companies.



The year's financial performance was volatile with two-quarters of losses, but these were put behind with a record-breaking performance in the fourth quarter, with standalone profit rising 159% year-on-year and 231% quarter-on-quarter to ₹64.78 billion. For the year as a whole, the company posted a standalone net profit of ₹18.70 billion as compared to the restated profit of ₹113.63 billion in FY 2021-22.

India is increasingly assuming a leadership role in the comity of nations. The country's democratic fabric, consistent economic growth and focus on sustainability are receiving acclaim globally. Having become the 5<sup>th</sup> largest economy in the world, the country is well on course to becoming a \$10 trillion economy by 2035. As the industrialization and urbanization in India gathers

pace in the coming years, the overall energy demand will keep increasing in the foreseeable future. There is potential for India's share of global oil demand to rise to 11% in the coming years from around 5% currently. A burgeoning middle class will be looking for innovative solutions for their energy requirements. India's ambitious goal of attaining net-zero emissions by 2070, combined with its strong determination to become Aatmanirbhar in energy by 2047, is set to accelerate the adoption of cleaner and more efficient energy solutions. This opens up significant economic opportunities for the companies operating in the energy sector.

With the existing diverse portfolio of products and services, and our strategic aspirations centered on the principles of *Nurturing the Core* – refining, upstream and marketing of petroleum products; and *Investing in future big bets* – petrochemicals, gas, non-fuel, green energy and digital, the company is well positioned to play a critical role in the energy landscape of India and to increase its global footprints. The strategy aligns with the company's plan to achieve net-zero emissions by 2040 in Scope 1 and Scope 2. These aspirations, with a planned capex outlay of around ₹1.5 lakh crore in the next five years, will enable us to create long-term value for our stakeholders while preserving our planet for future generations.

The merger of Bharat Oman Refineries Limited (BORL) with BPCL, executed flawlessly this year, has not only bolstered our core refining and marketing businesses but also laid a robust foundation for our ambitious ventures in the petrochemical industry.

I am delighted to share the wonderful news of our recent finalization of the Ethylene Cracker Project at Bina. With a staggering investment of ₹490 billion, this project marks a historic milestone as the largest single investment in BPCL's illustrious history. The project also involves brownfield expansion of the Bina refinery capacity from 7.8 MMTPA to 11 MMTPA, to primarily cater to the feed requirements of petrochemical plants. This project will drive the production of essential petrochemicals, increasing the share of petrochemicals in the company's product portfolio to about 8%. This investment fits well with the government's mission

to make India a self-reliant and globally competitive petrochemical manufacturing hub.

The disruptions in the global energy supply chain and the soaring oil prices have brought the issue of supply security to the fore - not just for your company but for the country as well. The Company will continue its focus and efforts on the upstream Oil & Gas projects, particularly to enable earliest monetization of the discoveries made in Mozambique and Brazil. The initial 2-Train LNG Project in Area 1, Mozambique which is the first step towards unlocking the world-class gas resources of approximately 63 Trillion Cubic Feet in which BPCL holds 10% stake, is poised to resume operations in the latter part of 2023. We are confident that this will propel us to new heights on the energy frontier.

During the year, the Company strategically fortified its gas portfolio by seamlessly integrating Bharat Gas Resources Limited (BGRL) through the merger. We are steadfastly working towards development of the City Gas Distribution network with a capital outlay of over ₹375 billion.

To strengthen the supply chain and streamline the distribution of essential petroleum products, the Company is investing around ₹27.53 billion in Petroleum Oil Lubricants and Lube Oil Base Stock installations at Rasayani in Maharashtra and product pipeline from its Mumbai Refinery to Rasayani.

I am happy to share that we are investing almost ₹10 billion to set up two 50MW captive wind power plants in Maharashtra and Madhya Pradesh to support our refineries in Mumbai and Bina. Feasibility studies are in progress for additional energy projects in wind and solar. Aligning with the government's efforts towards boosting Green Hydrogen capacity, we are also setting up a Green Hydrogen Plant at Bina Refinery to meet the hydrogen requirements of the refinery.

Significant initiatives are being taken on the sustainable mobility front. We have launched an initiative to offer electric vehicle charging stations at around 7,000 energy stations over the next five years to support and accelerate growth of electric vehicles (EV) in the country. Several highways have already been covered under our Fast-

Charging EV Corridors. We are actively working on Sustainable Aviation Fuel. Having achieved 10.6% ethanol blending in petrol in this year, we plan to increase the blending to 12% in the FY 2023-24 and endeavor to reach 20% blending by 2025. To support this initiative and to ensure availability of ethanol across the country, the company more than doubled its Ethanol storage capacity to 112 TKL in the last financial year. We have started selling biodiesel-blended diesel, and the ratio of blending is bound to go up in the coming months. Sale of Compressed Bio-Gas was commenced from 41 retail outlets, and over 300 Letters of Intent were issued for a total production of over 5 lakh TPA of Compressed Bio-Gas.

Your company has been on a massive digital transformation exercise over the last few years. Digitisation, machine learning, and artificial intelligence are being adopted across the company's activities, from refinery operations to supply-chain management to receiving and processing orders from retail and industrial customers. End-consumers are getting the best customer experience across all touch points through the 'Hello BPCL' platform, which now has more than 3 million registered users and a footprint of 100,000 customers per day. Our UPI-based solution, Ufill, has also found good traction. The Corporation endeavors to integrate more operations and services through technological solutions.

Human Resource is the most important asset of this organization. With the largest young work force in the world, India is a breeding ground for bright and enthusiastic minds. Identifying resources capable of adapting to new technologies, assisting them in filling skill gaps and grooming them to becoming good leaders is a priority of BPCL. The combination of a technically sound work force with an ability to adapt to modern technology will yield rich dividends to the company. Demonstrating true care for the welfare of our workforce is firmly embedded in the value system of the organization.

Fostering a healthy climate for entrepreneurship by supporting startups has been another contribution by BPCL to unearth and channelize inherent talents.

BPCL is committed towards upliftment of society and the underprivileged. Our thrust areas for social development are education, skill development, water conservation and community development, and healthcare.

Dear shareholders, the current financial year will be equally challenging, as the external environment remains dynamic with the reshaping of the world order. It will be interesting to observe how production cuts by some OPEC+ members and the expected slowdown in advanced economies counteract each other. Yet, each challenge offers an opportunity to innovate and evolve. As demonstrated in the last financial year, we will continue to be agile, putting customers and people at the center of our actions. Ensuring safe and reliable operations will always remain paramount in all our actions.

I would like to thank the Ministry of Petroleum & Natural Gas for their unflinching support and guidance in all our activities. I am thankful to my colleagues on Board of Directors for providing astute leadership to the organization. I would like to take the opportunity to thank various State Governments, our channel partners, customers, vendors, bankers and our employees for their sustained support that has been instrumental in BPCL having another very successful year. To all our shareholders, thank you for the faith you have placed in BPCL.

I would like to end with a quote "Be the change that you wish to see in the world". We have envisioned a much bigger and much brighter tomorrow and I assure you that we will be the change catalyst in our collective effort to realize our aspirations.

  
**Krishnakumar Gopalan**  
Chairman & Managing Director

# BOARD OF DIRECTORS



**KRISHNAKUMAR GOPALAN**  
Chairman & Managing Director  
(w.e.f. 17.03.2023)



**ARUN KUMAR SINGH**  
Chairman & Managing Director  
(up to 31.10.2022)  
Additional charge as Director (Marketing)  
(up to 21.08.2022)



**VETSA RAMAKRISHNA GUPTA**  
Director (Finance)  
Additional charge as Chairman & Managing Director  
(from 01.11.2022 up to 17.03.2023), Additional charge  
as Director (Human Resources) (up to 30.04.2023)



**SANJAY KHANNA**  
Director (Refineries)



**SUKHMAL KUMAR JAIN**  
Director (Marketing)  
(w.e.f. 22.08.2022)



**RAJKUMAR DUBEY**  
Director (Human Resources)  
(w.e.f. 01.05.2023)



**KAMINI CHAUHAN RATAN**  
AS&FA, MoP&NG  
(w.e.f. 21.12.2022)



**YATINDER PRASAD**  
JS&FA, MoP&NG  
(w.e.f. 29.10.2022 up to 19.12.2022)



**GUDEY SRINIVAS**  
AS&FA, Ministry of Consumer Affairs & Food  
& Public Distribution, Financial Adviser,  
MOP&NG (up to 25.09.2022)



**SUMAN BILLA**  
Principal Secretary,  
(Industries & NORKA)  
Government of Kerala



**HARSHADKUMAR P. SHAH**  
Independent Director  
(up to 15.07.2022)



**PRADEEP VISHAMBHAR AGRAWAL**  
Independent Director



**GHANSHYAM SHER**  
Independent Director



**DR. AISWARYA BISWAL**  
Independent Director



**PROF. (DR.) BHAGWATI PRASAD SARASWAT**  
Independent Director



**GOPAL KRISHAN AGARWAL**  
Independent Director



**DR. SUSHMA AGARWAL**  
Independent Director  
(w.e.f. 10.03.2023)





(L to R) : Mr. Rajkumar Dubey, Director (Human Resources), Mr. Sanjay Khanna, Director (Refineries), Mr. Krishnakumar Gopalan, Chairman & Managing Director, Mr. Vetsa Ramakrishna Gupta, Director (Finance), Mr. Sukhmal Kumar Jain, Director (Marketing)

#### **BANKERS**

- State Bank of India
- Standard Chartered Bank
- BNP Paribas
- Union Bank of India
- Bank of India
- Deutsche Bank
- ICICI Bank
- HDFC Bank
- IDBI Bank

#### **AUDITORS**

Kalyaniwalla & Mistry LLP  
Chartered Accountants  
2nd Floor, Esplanade House,  
29, Hazarimal Somani Marg,  
Fort, Mumbai – 400 001

K.S. Aiyar & Co  
Chartered Accountants  
F-7, Laxmi Mills Compound  
Shakti Mills Lane,  
Off Dr. E. Moses Road,  
Mahalaxmi, Mumbai – 400 011

#### **SHARE TRANSFER AGENT**

Data Software  
Research Co. Pvt. Ltd.  
19 Pycrofts Garden Road,  
Nungambakkam,  
Chennai 600 006

#### **REGISTERED OFFICE BHARAT PETROLEUM CORPORATION LTD.**

CIN: L23220MH1952GOI008931  
Bharat Bhavan, P. B. No. 688, 4 & 6 Currimbhoy Road,  
Ballard Estate, Mumbai 400 001  
Phone: 2271 3000/4000  
Email: [info@bharatpetroleum.in](mailto:info@bharatpetroleum.in) • Website: [www.bharatpetroleum.in](http://www.bharatpetroleum.in)

# MANAGEMENT TEAM

<b>Meenaxi Rawat</b>	Chief Vigilance Officer	<b>Mathews M John</b>	Chief General Manager (Technology), MR
<b>Abhai Raj Singh Bhandari</b>	Executive Director (Kochi Refinery)	<b>Mohit Bhatia</b>	CEO (Haridwar Natural Gas Pvt Ltd)
<b>Chacko M Jose</b>	Executive Director (Bina Refinery)	<b>N Chandrasekhar</b>	Chief General Manager (Operations), MR
<b>D V Mamadapur</b>	Executive Director (LPG)	<b>Nikhil K Singh</b>	Chief General Manager (Co-Ordination)
<b>Dinabandhu Mandal</b>	Executive Director Ops. & Logistics (Retail)	<b>P Raman</b>	Director (CHT) up to 31.07.23
<b>Kani Amudhan N</b>	Executive Director (Aviation)	<b>Pawan Kumar</b>	Director (Commercial), IGL
<b>M R Subramoni Iyer</b>	Executive Director I/C (Mumbai Refinery)	<b>Peter M Gantzer</b>	Team Leader (Analytics), Digital Business
<b>Manoj Heda</b>	Executive Director (ITRM)	<b>Prasanth V Kamath</b>	Chief Executive Officer (BSSPL) up to 30.06.23
<b>N Shukla</b>	Executive Director (Corporate Planning)	<b>R C Agarwal</b>	Chief General Manager, On Deputation To CHT
<b>P Anilkumar</b>	Executive Director I/C (Gas)	<b>R K Voolapalli</b>	Chief General Manager I/C (R&D)
<b>P Sudhahar</b>	Executive Director (Lubes)	<b>R Krishnaprasad</b>	Chief General Manager Coordination (Retail)
<b>P K Bhowmick</b>	Executive Director E&AS, Projects & Proj.Procurement (MR)	<b>R Sundaravadhanan</b>	Head Business Processing Excellence Centre (BPEC)
<b>P S Ravi</b>	Executive Director (Corporate Entities) up to 31.07.23	<b>Radhakrishnan S</b>	Chief General Manager (Finance), BR
<b>P V Ravitej</b>	Executive Director I/C (Refineries Projects)	<b>Rahul Tandon</b>	Chief General Manager Marketing (Retail)
<b>Pankaj Kumar</b>	Executive Director (Corp. Finance) with addl. charge of Corp. Affairs	<b>Rajeev Jaiswal</b>	Head (Retail), South
<b>Pardeep Goyal</b>	Executive Director (Pipelines)	<b>Rajiv Dutta</b>	Head (Retail), North
<b>Priyotosh Sharma</b>	Chief Procurement Officer (CPO Mktg.)	<b>Ranjan Nair</b>	Head (LPG), North
<b>Pushp Kumar Nayyar</b>	Executive Director (HRD)	<b>Ravi R Sahay</b>	Head (LPG), South
<b>R R Ghalsasi</b>	Executive Director (Refineries Projects Org.)	<b>Ravindra V Deshmukh</b>	Chief General Manager (QCC) up to 30.06.23
<b>Ramakrishnan N</b>	Executive Director (IIS)	<b>Rouf Mohd Khan</b>	Head (Gas), East
<b>Sanjeeb Kumar Paul</b>	Executive Director (Engg. & Projects)	<b>S Abbas Akhtar</b>	Chief General Manager (PR & Brand)
<b>Sanjeev Agrawal</b>	Executive Director (Corporate Marketing)	<b>S Suresh</b>	Chief General Manager (Maintenance), MR
<b>Santosh Kumar</b>	Executive Director I/C (Retail)	<b>S B Nivendkar</b>	State Level Co-Ordinator (Oil Industry), Maharashtra
<b>Subikash Jena</b>	Executive Director I/C (I&C)	<b>S C Gupta</b>	Deputy Adviser On Deputation - PNGRB
<b>Teresa Naidu</b>	Executive Director (Internal Audit)	<b>S Dhanapal</b>	Chief General Manager (QCC)
<b>A N Sreeram</b>	Chief Procurement Officer (Refineries)	<b>S Kannan</b>	Head (Lubes), South
<b>Achman Trehan</b>	State Head (Retail), AP & Telangana	<b>S O Kakan</b>	Chief General Manager (Ops Pipelines), HQ
<b>Akash Tiwari</b>	Chief General Manager Marketing (Lubes)	<b>S S Sontakke</b>	Chief General Manager (Sourcing, Logistics & Sales), Gas
<b>Akshay Wadhwa</b>	Chief General Manager Marketing (LPG)	<b>S Sriram</b>	Chief General Manager (Engg. & Advisory Services), KR
<b>Anil Ahir</b>	Head (Retail Engg. & Technology), HQ	<b>Saibal H Mukherji</b>	State Head (Retail), Uttar Pradesh
<b>Anoop Taneja</b>	State Head (Retail), Karnataka	<b>Sandeep Srivastava</b>	Chief General Manager Logistics & Ops. (LPG)
<b>Anurag Saraogi</b>	Chief General Manager Biofuels, (Retail), HQ	<b>Sanjay Kumar Suri</b>	Chief General Manager Liaison & Co-ordination (Marketing Corporate)
<b>Arul Muthunathan V</b>	Head (Gas), West	<b>Sanjeev Kumar</b>	Chief General Manager Marketing (I&C)
<b>Arun Kumar Das</b>	Head (HSSE), Refineries	<b>Sanjeev Raina</b>	Chief General Manager (Corporate HSSE)
<b>Ashish I Nainani</b>	Chief General Manager (IS)	<b>Sarah Thomas</b>	Chief General Manager (HR), KR
<b>Atul Kumar</b>	Managing Director (Sabarmati Gas Ltd.)	<b>Satheesh Kumar K P</b>	Chief General Manager (CMRO)
<b>B L Newalkar</b>	Chief General Manager (R&D)	<b>Senthilkumar G R</b>	Chief General Manager (Technology), KR
<b>Biju Gopinath</b>	Head (New Businesses)	<b>Shankar N Karajagi</b>	Head Channel Partner Management (New Business)
<b>C Rajeev</b>	Chief General Manager (Technical), BR	<b>Shelly Abraham</b>	Head (Renewable Energy)
<b>D Parthasarthy</b>	Chief General Manager (HRS)	<b>Sreekumar R</b>	Chief General Manager I/C (SCO)
<b>Debashis Ganguli</b>	Chief General Manager (P&AD), Lubes	<b>Srikanth S</b>	Chief General Manager (Vigilance)
<b>Debashis Naik</b>	Head (Retail), East	<b>Subhankar Sen</b>	Head (Retail), West
<b>Elis George</b>	Chief General Manager (HRD), CO	<b>Subhasis Mukherjee</b>	Chief General Manager (Internal Audit)
<b>Geeta Venkatesh Iyer</b>	Chief Financial Officer (RRPCL)	<b>Sunil K Bains</b>	Director (Commercial), CUGL Kanpur
<b>Inderjit Singh</b>	Chief General Manager SCM (Lubes)	<b>Suresh John</b>	CGM(Refineries Projects Org.), KR up to 31.07.23
<b>K K Das</b>	Chief General Manager (Manufacturing), KR	<b>T V Karunanidhi</b>	Chief General Manager (SCO)
<b>K Naveen Chander</b>	Chief General Manager (Refinery Projects Org.)	<b>T V Pandiyan</b>	Chief General Manager Marketing (Gas)
<b>K Rajashekar</b>	Chief General Manager (Inspection) KR	<b>U S N Bhat</b>	Chief General Manager, On Deputation To BPRL
<b>K Ravi</b>	CGM Rural Initiatives (Retail), HQ up to 31.07.23	<b>V R Rajan</b>	Chief General Manager I/C (IS & Digital Strategy), MR, KR & BR
<b>K Ravi</b>	Chief General Manager (Refinery Projects Org.)	<b>V Srividya</b>	Chief General Manager (Corporate Treasury)
<b>Kamal Kant</b>	Chief General Manager (Finance), MR	<b>Vijay Narsimha Tilak</b>	Chief General Manager (Corporate Planning)
<b>L Ravi</b>	Chief General Manager (Manufacturing), BR	<b>Aidaphi Giri Saxena</b>	General Manager I/C (ESE)
<b>M Sankar</b>	Chief General Manager I/C (Operations), KR	<b>Anu Mohla (Ms.)</b>	General Manager I/C (Legal) up to 30.06.23
<b>Mahadevan Easwaran S</b>	Chief General Manager (IS)	<b>Kala V</b>	Company Secretary
<b>Manoj K</b>	Chief General Manager (Bio fuels & Major Projects), E&P	<b>Sameet Pai</b>	General Manager (Corp. Strategy), CO
<b>Manoj Menon</b>	Chief General Manager Sales (I&C)		

# VISION

---

- We are the most admired global energy company leveraging talent and technology
- We are the first choice of customers, always
- We exploit profitable growth opportunities outside energy
- We are the role model for Health, Safety, Security & Environment
- We are a great organisation to work for
- We are a learning organisation
- We are a model corporate entity with social responsibility

# VALUES

---

- **Trust** is the bedrock of our existence
- **Customer Centricity** is intrinsic to our achievements
- **Development of People** is the only way to success
- **Ethics** govern all our actions
- **Innovation** is our daily inspiration
- **Collaboration** is the essence of individual action
- **Involvement** is the way we pursue our organisation goals

# CULTURE

---

- We remain result focused with accountability for governance
- We collaborate to achieve organisational goals
- We enroll people through open conversations
- Our every action delivers value to the customer
- We proactively embrace change
- We care for people

# MISSION

---

- Participate prominently in nation-building by meeting its growing energy needs, and to support this endeavour, pursue the creation of economic surplus by efficiently deploying all available resources and aiming towards global competitiveness in the energy sector
- Strengthen and expand areas of core competencies throughout the country, total quality management in all spheres of business and maintain the status of a leading national company
- Create awareness among people on the imperatives of energy conservation and efficient consumption of petroleum resources, by disseminating information through appropriate media
- Availing ourselves of new opportunities for expansion/diversification arising from the liberalisation of the economy to achieve a global presence
- Promote ecology, environmental upgradation and national heritage

# PERFORMANCE HIGHLIGHTS

Gross Revenue from Operations is ₹ 5,33,467.55 Crore

Refinery throughput is 38.53 MMT

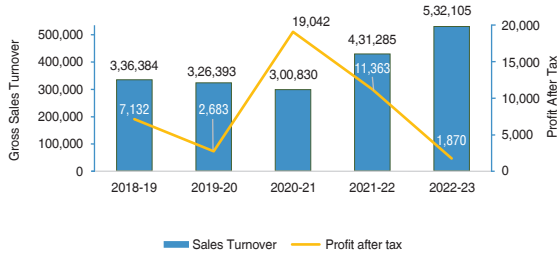
Market sales including exports is 50.23 MMT

Net profit is ₹ 1,870.10 Crore

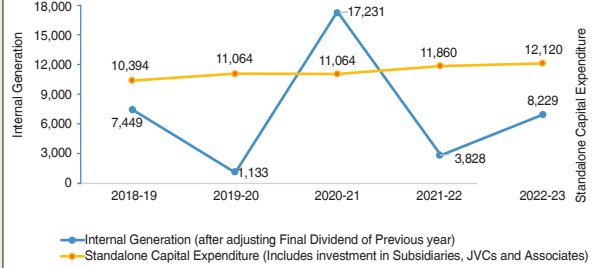
Market share is 25.07%



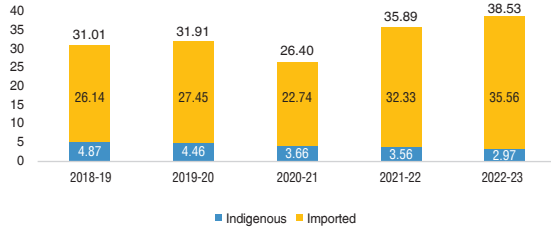
### Gross Sales Turnover/Profit After Tax (₹ in Crore)



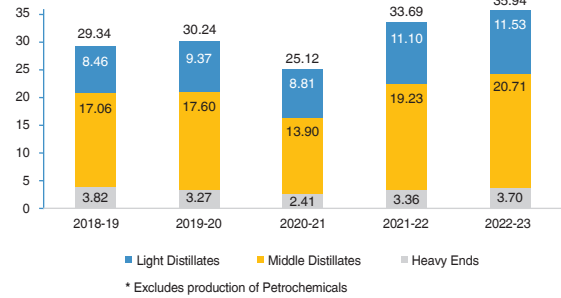
### Internal Generation/Capital Expenditure (₹ in Crore)



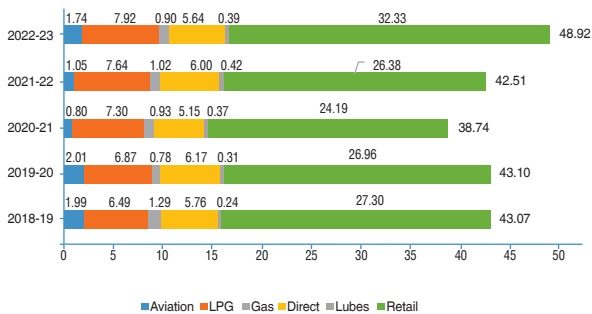
### Refinery Throughput (Million Metric Tonnes)



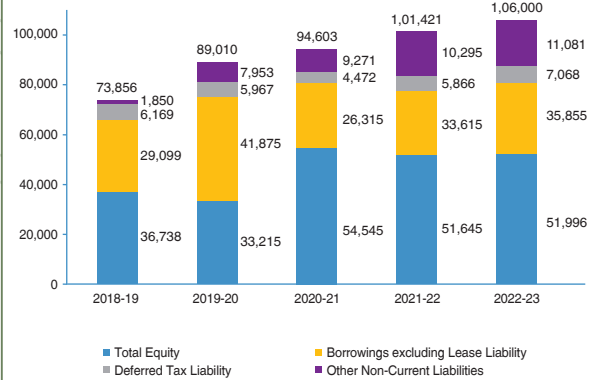
### Production (Million Metric Tonnes)\*



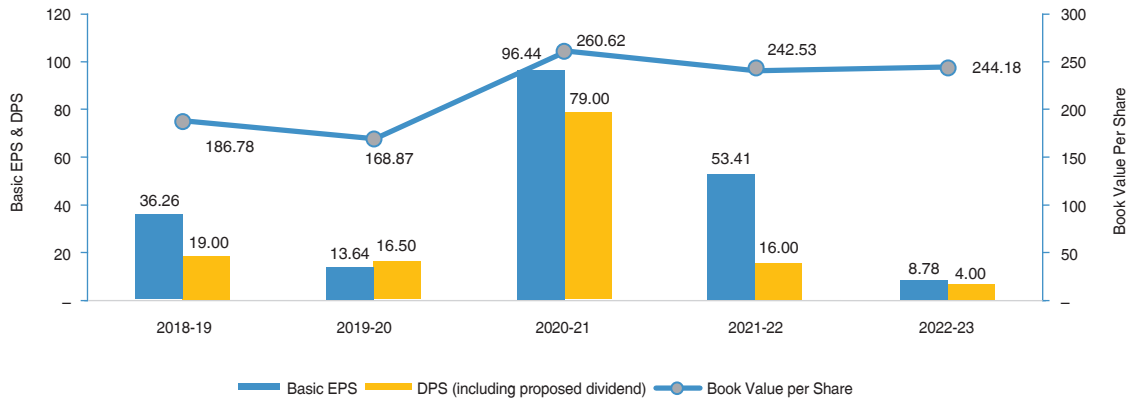
### Market Sales Volume (Million Metric Tonnes)



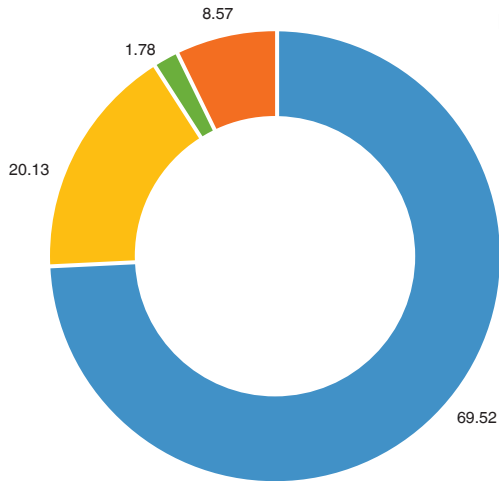
### Total Funds Employed (₹ in Crore)



### Basic Earnings Per Share (EPS)/Dividend Per Share (DPS)/Book Value Per Share (₹)

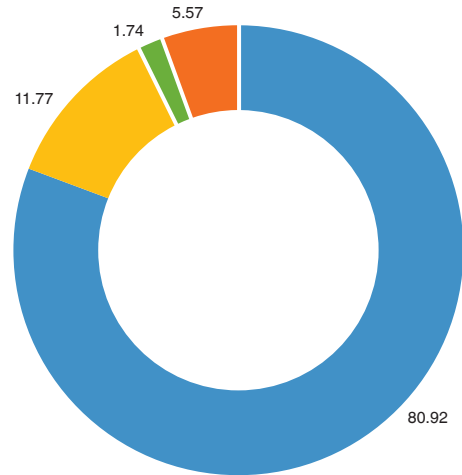


### Financial Year 2021-22



### Distribution of each Rupee earned (in %)

### Financial Year 2022-23

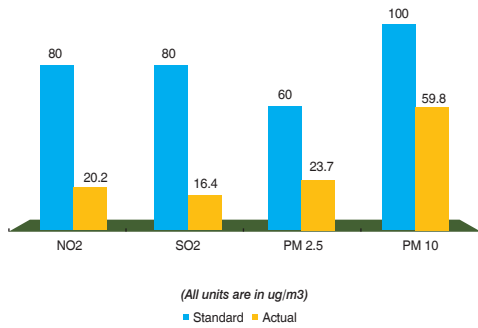


*Others includes	
Employees' remuneration	: 0.79
Finance cost	: 0.51
Depreciation & Amortisation	: 1.24
Income Tax	: 0.99
Other Operating Expenses	: 2.44
Dividend	: 3.32
Retained Earnings	: -0.72

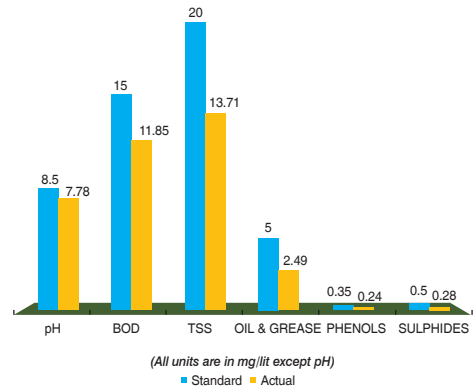
Raw Materials, Purchase of Products for resale and Packages	
Duties, Taxes etc.	
Transportation	
Others*	

*Others includes	
Employees' remuneration	: 0.52
Finance cost	: 0.60
Depreciation & Amortisation	: 1.18
Income Tax	: 0.06
Other Operating Expenses	: 2.86
Dividend	: 0.24
Retained Earnings	: 0.11

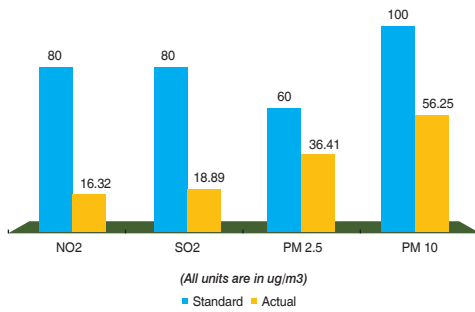
**Typical Ambient Air Quality Vis-a-Vis Statutory Standard (NAAQS daily average limits) at Mumbai Refinery (Year 2022-23)**



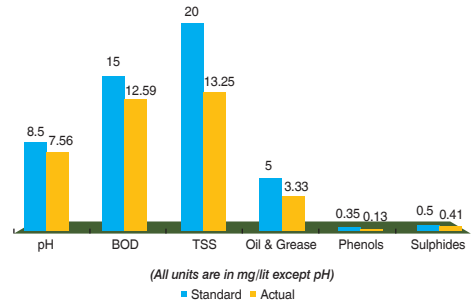
**Treated Effluent Water Quality Vis-a-Vis Statutory Standards at Mumbai Refinery (Year 2022-23)**



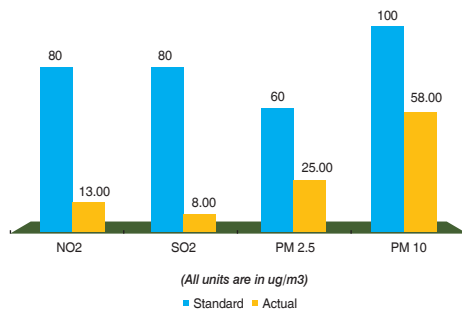
**Typical Ambient Air Quality Vis-a-Vis Statutory Standard (NAAQS daily average limits) at Kochi Refinery (Year 2022-23)**



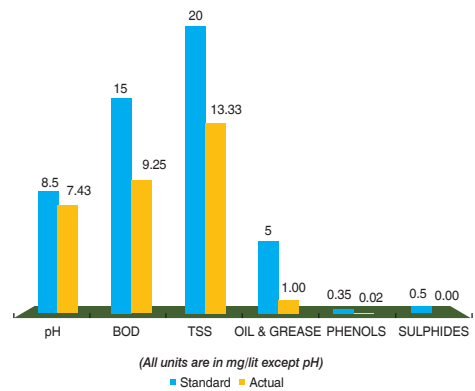
**Treated Effluent Water Quality Vis-a-Vis Statutory Standards at Kochi Refinery (Year 2022-23)**



**Typical Ambient Air Quality Vis-a-Vis Statutory Standard (NAAQS daily average limits) at Bina Refinery (Year 2022-23)**



**Treated Effluent Water Quality Vis-a-Vis Statutory Standards at Bina Refinery (Year 2022-23)**



# A SYMPHONY OF SYNERGY



BPCL has time and again demonstrated being ahead of the curve by leveraging the opportunities and trends in the market. The Company has a keen eye for identifying opportunities for growth through tapping of congruity and synergies.

In this pursuit, the financial year 2022-23 was a landmark year in the history of BPCL, as two strategic mergers were brought to fruition. On July 1, 2022, Bharat Oman Refineries Limited (BORL) was merged with BPCL, followed by the merger of Bharat Gas Resources Limited (BGRL) with BPCL on August 16, 2022.

These mergers have proven immensely beneficial, enabling BPCL to consolidate its refining and gas portfolios and unlocking substantial synergies. The benefits include centralized procurement for the merged entities, enhanced tax efficiencies by eliminating inter-company transactions, seamless alignment of business processes, and the pooling of talent and expertise. Additionally, the merger with BORL has empowered BPCL to pursue its ambitious Ethylene Cracker Project at Bina.

The harmonious blend of these mergers will undoubtedly create a combination of value that is both transformative and exceptional – an extraordinary symphony of synergies.



## NOTICE TO THE MEMBERS

Notice is hereby given that the 70<sup>th</sup> Annual General Meeting of the members of Bharat Petroleum Corporation Limited (“the Company”) will be held on Monday, August 28, 2023 at 10.30 a.m. IST through Video-Conferencing (“VC”)/Other Audio Visual Means (“OAVM”) to transact the following Ordinary and Special Business:-

### A. Ordinary Business

- 1) To receive, consider and adopt (a) the Audited Financial Statements of the Company for the Financial Year ended March 31, 2023 (b) the Audited Consolidated Financial Statements of the Company for the Financial Year ended March 31, 2023; and the Reports of the Board of Directors, the Statutory Auditors and the Comments of the Comptroller & Auditor General of India thereon.
- 2) To declare Dividend on Equity Shares for the Financial Year ended March 31, 2023.
- 3) To appoint a Director in place of Shri Sanjay Khanna, Director (DIN: 09485131), who retires by rotation and being eligible, offers himself for reappointment.
- 4) To authorize the Board of Directors of the Company to fix the remuneration of the Joint Statutory Auditors of the Company for the Financial Year 2023-24 in terms of the provisions of Section 139(5) read with Section 142 of the Companies Act, 2013 and to consider and, if thought fit, to pass the following Resolution, as an Ordinary Resolution:-

“RESOLVED THAT the Board of Directors of the Company be and is hereby authorized to decide and fix the remuneration of the Joint Statutory Auditors of the Company as appointed by the Comptroller & Auditor General of India for the Financial Year 2023-24.”

### B. Special Business

#### 5) Approval of Remuneration of the Cost Auditors for the Financial Year 2023-24

To consider and if thought fit, to pass the following Resolution as an Ordinary Resolution:

“RESOLVED THAT pursuant to the provisions of Section 148 and other applicable provisions of the Companies Act, 2013 and the Companies (Audit and Auditors) Rules, 2014 as amended from time to time, the Cost Auditors viz. M/s. R. Nanabhoy & Co., Cost Accountants, Mumbai and M/s. G.R. Kulkarni & Associates, Cost Accountants, Mumbai, appointed by the Board of Directors of the Company to conduct the audit of the cost records of the Company for the Financial Year ending March 31, 2024 be paid the remuneration as set out below:-

Name of the Cost Auditor	Activities/ Location	Audit fees
M/s R. Nanabhoy & Co, Mumbai (Lead Auditor)	BPCL’s activities where cost records are to be maintained including refineries, products pipelines etc. (other than lubricants)	₹ 3,50,000 plus applicable tax and reasonable out of pocket expenses
M/s G.R. Kulkarni & Associates, Mumbai	Lubricants Oil Blending Plants– Wadilube, Tondiarpet and Budge- Budge, Loni, etc.	₹ 1,25,000 plus applicable tax and reasonable out of pocket expenses

RESOLVED FURTHER THAT the Board of Directors of the Company be and is hereby authorised to do all such acts, deeds and things, and to take all such steps as may be necessary or expedient to give effect to this Resolution.”

6) **Appointment of Shri Krishnakumar Gopalan as Director and Chairman & Managing Director**

To consider and, if thought fit, to pass the following Resolution, as an Ordinary Resolution:

“RESOLVED THAT pursuant to the provisions of Sections 149, 152 and other applicable provisions of the Companies Act, 2013 (“Act”) and the Rules framed thereunder, as amended from time to time, Regulation 17 and all other applicable Regulations of the Securities and Exchange Board of India (Listing Obligations and Disclosure Requirements) Regulations, 2015 (including any statutory modification(s) or re-enactment(s) thereof, for the time being in force), Shri Krishnakumar Gopalan (DIN: 09375274), who was appointed by the Board of Directors as an Additional Director and Chairman & Managing Director (CMD) with effect from March 17, 2023 and who holds office up to the date of this Annual General Meeting of the Company in terms of Section 161 of the Act and in respect of whom the Company has received a Notice in writing under Section 160 of the Act proposing his candidature for the office of Director of the Company, be and is hereby appointed as Director and Chairman & Managing Director of the Company, not liable to retire by rotation, on terms and conditions as determined by the Government of India.

RESOLVED FURTHER THAT the Board of Directors be and is hereby authorised to do all/acts and take all such steps as may be necessary, proper or expedient to give effect to this Resolution.”

7) **To appoint Shri Rajkumar Dubey as Director (Human Resources)**

To consider and, if thought fit, to pass the following Resolution as an Ordinary Resolution:

“RESOLVED THAT pursuant to the provisions of Sections 149, 152 and other applicable provisions of the Companies Act, 2013 (“Act”) and the Rules framed thereunder, as amended from time to time, Regulation 17 and all other applicable Regulations of the Securities and Exchange Board of India (Listing Obligations and Disclosure Requirements) Regulations, 2015 (including any statutory modification(s) or re-enactment(s) thereof, for the time being in force), Shri Rajkumar Dubey (DIN: 10094167), who was appointed by the Board of Directors as an Additional Director and Director (Human Resources) with effect from May 1, 2023 and who holds office up to the date of this Annual General Meeting of the Company in terms of Section 161 of the Act and in respect of whom the Company has received a Notice in writing under Section 160 of the Act proposing his candidature for the office of Director of the Company, be and is hereby appointed as Director (Human Resources) of the Company, liable to retire by rotation, on terms and conditions as determined by the Government of India.

RESOLVED FURTHER THAT the Board of Directors be and is hereby authorised to do all acts and take all such steps as may be necessary, proper or expedient to give effect to this Resolution.”

8) **To appoint Dr. (Smt.) Sushma Agarwal as Independent Director**

To consider and, if thought fit, to pass the following Resolution, as Special Resolution:

“RESOLVED THAT pursuant to the provisions of Sections 149, 152 read with Schedule IV and other applicable provisions of the Companies Act, 2013 (“Act”) and the Rules framed thereunder, as amended from time to time, Regulation 17, Regulation 25 and other applicable Regulations of the SEBI (Listing Obligations & Disclosure Requirements) Regulations, 2015 (including any statutory modification(s) or re-enactment(s) thereof, for the time being in force), Dr. (Smt.) Sushma Agarwal (DIN: 10065236), who was appointed by the Board of Directors as an Additional Director of the Company with effect from March 10, 2023 in terms of Section 161 of the Act, and in respect of whom Company has received a Notice in writing under Section 160 of the Act, proposing her candidature for the office of Director of the Company, be and is hereby appointed as an Independent Director of the Company, not liable to retire by rotation, for a period of three years commencing from March 10, 2023 up to March 9, 2026 or until further orders from the Ministry of Petroleum & Natural Gas, whichever is earlier.

RESOLVED FURTHER THAT the Board of Directors be and is hereby authorised to do all acts and take all such steps as may be necessary, proper or expedient to give effect to this Resolution.”

9) **To amend the Articles of Association of the Company**

To consider and, if thought fit, to pass the following Resolution, as Special Resolution:

“RESOLVED THAT pursuant to provisions of Section 14 and other applicable provisions, if any, of the Companies Act, 2013 and the rules made thereunder, each as amended, and subject to other approvals, permissions and sanctions as may be necessary, approval of the members of the Company be and is hereby accorded for amendment of articles of association of the Company by insertion of following Article:

**Article 40B**

**(1) Further Issue of Capital by Rights Issue**

“Notwithstanding anything contained in any of these articles, where at any time the Board of Directors or the Company, as the case may be, propose to increase the subscribed capital of the Company by issue of further shares, then such shares shall be offered, subject to the provisions of Section 62 of the Companies Act, 2013, and the rules made thereunder, to the persons who, at the date of the offer, are holders of the equity shares of the Company, in proportion, as nearly as circumstances admit, to the paid up share capital on those shares by sending a letter of offer subject to the following conditions, namely:-

- (a) Such offer shall be made by a notice specifying the number of shares offered and limiting a time not being less than fifteen (15) days or such lesser number of days as may be prescribed under the applicable provisions of the Companies Act, 2013 and the rules made thereunder, or other applicable laws, and not exceeding thirty (30) days from the date of the offer within which the offer, if not accepted, shall be deemed to have been declined.

Provided that the notice shall be dispatched through registered post or speed post or through electronic mode or courier or any other mode having proof of delivery to all the existing shareholders at least three (3) days before the opening of the issue;

- (b) The aforesaid offer shall be deemed to include a right exercisable by the person concerned to renounce the shares offered to them or any of them in favour of any other person, and the notice referred to above shall contain a statement of this right.
- (c) After the expiry of the time specified in the aforesaid notice or on receipt of earlier intimation, from the person to whom such notice is given that the person declines to accept the shares offered, the Board of Directors may dispose of them in such manner which is not disadvantageous to the shareholders and the Company.

RESOLVED FURTHER THAT the Chairman & Managing Director, Director (Finance) and the Company Secretary be and are hereby severally, authorised to perform all acts, deeds and things, execute documents, and do all filings including e-filings, as may be necessary to give effect to the above Resolution and to take all such steps for giving any such direction as may be necessary or desirable and to settle any questions or difficulties whatsoever that may arise for the purpose of giving effect to this Resolution.”

By Order of the Board of Directors  
Sd/-  
**(V. Kala)**  
**Company Secretary**

Place: Mumbai

Date: August 2, 2023

**Registered Office:**

Bharat Bhavan, 4 & 6 Currimbhoy Road, Ballard Estate,

Mumbai 400 001 CIN: L23220MH1952GOI008931

Phone: 2271 3000/4000

Email: [info@bharatpetroleum.in](mailto:info@bharatpetroleum.in) Website: [www.bharatpetroleum.in](http://www.bharatpetroleum.in)

## Notes:

1. Pursuant to various circulars issued by the Ministry of Corporate Affairs (MCA) and by the Securities and Exchange Board of India (SEBI) (hereinafter collectively referred to as “the Circulars”) physical presence of the members at the Annual General Meeting (AGM) venue is not required and the AGM will be held through VC or OAVM, Hence, members can attend and participate in AGM through VC/OAVM at [www.evoting.nsdl.com](http://www.evoting.nsdl.com). In compliance of provisions of Regulation 44(6) of SEBI (Listing Obligations and Disclosure Requirements) Regulations, 2015, top 100 Listed Companies determined on the basis of market capitalisation are required to provide the facility of the live webcast of the proceedings of the General Meeting. Accordingly, BPCL is arranging a live webcast for the members at [www.evoting.nsdl.com](http://www.evoting.nsdl.com).
2. The Explanatory Statement pursuant to Section 102 of the Companies Act, 2013 is annexed hereto. The Board of Directors has considered and decided to include Item No. 5 to Item No. 9 given above as Special Businesses in the AGM, as they are unavoidable in nature.
3. **A Member entitled to attend and vote at the meeting is entitled to appoint a proxy to attend and vote on a poll instead of himself and the proxy need not be a Member of the Company. Since the present AGM is being held through VC/OAVM pursuant to the MCA/SEBI Circulars, the facility to appoint a proxy to attend and cast a vote for the Member is not available. However, the Body Corporates are entitled to appoint authorised representatives to attend the AGM through VC/OAVM and participate thereat and cast their votes through e-voting.**
4. Since the present AGM is being held through VC/OAVM, Proxy form, Attendance Slip and Route map are not enclosed to the notice.
5. The members can join the AGM in the VC/OAVM mode 30 minutes before and after the scheduled time of the commencement of the Meeting. The facility of participation at the AGM through VC/OAVM will be made available for 1000 members on first come first served basis. This will not include large Shareholders (Shareholders holding 2% or more shareholding), Promoters, Institutional Investors, Directors, Key Managerial Personnel, the Chairpersons of the Audit Committee, Nomination and Remuneration Committee and Stakeholders Relationship Committee, Auditors etc. who are allowed to attend the AGM without restriction on account of first come first served basis.
6. The presence of the members attending the AGM through VC/OAVM will be counted for the purpose of reckoning the quorum under Section 103 of the Companies Act, 2013.
7. Pursuant to the provisions of Section 108 of the Companies Act, 2013 read with Rule 20 of the Companies (Management and Administration) Rules, 2014 (as amended) and Regulation 44 of SEBI (Listing Obligations & Disclosure Requirements) Regulations, 2015 (Listing Regulations) (as amended), and the Circulars issued by the MCA, the Company is providing the facility of remote e-voting to its members in respect of the business to be transacted at the AGM. The members who have cast their vote by remote-voting prior to the meeting may also attend the meeting but shall not be entitled to cast their vote again. For this purpose, the Company has entered into an agreement with National Securities Depository Limited (NSDL) for facilitating voting through electronic means, as the authorised agency. The facility of casting votes by a member using the remote e-voting system as well as the electronic voting system at the AGM will be provided by NSDL. Facility is also being provided to those members attending the AGM through VC, who have not cast their vote through remote e-voting and who are not barred from doing so, to cast their vote by e-voting during the AGM, in respect of the business transacted at the AGM.

In line with the MCA Circular, the Notice convening the AGM and Annual Report will be available on the website of the Company at <https://www.bharatpetroleum.in/bharat-petroleum-for/Investors/Shareholders-Meetings/Annual-General-Meeting.aspx>. The Notice and Annual Report can also be accessed from the website of the Stock Exchanges i.e., BSE Limited and National Stock Exchange of India Limited at [www.bseindia.com](http://www.bseindia.com) and [www.nseindia.com](http://www.nseindia.com) respectively and will also be available on the website of NSDL (agency for providing the remote e-voting facility) i.e. [www.evoting.nsdl.com](http://www.evoting.nsdl.com).

In terms of the SEBI Circulars and Regulation 36(1) (c) of Listing Regulations, Notice of the AGM along with the Annual Report 2022-23 is sent only through electronic mode to those members whose email addresses are registered with the Company or Depository Participant (DP). Physical copy of the Notice of the AGM along with the Annual Report 2022-23 shall be sent to those members who request for the same.

For receiving the Annual Report and all other communications from the Company electronically:

- a. Members holding shares in physical mode and who have not registered/updated their email address with the Company are requested to register/update the same by writing to the Registrar and Transfer Agent (RTA) of the Company, M/s Data Software Research Co. Pvt. Ltd (DSRC) at [bpcl@dsrc-cid.in](mailto:bpcl@dsrc-cid.in) with details of folio number and attaching a self-attested copy of PAN card.
  - b. Members holding shares in dematerialized mode are requested to register/update their email addresses with the relevant DP.
  - c. If there is any change in the e-mail ID already registered with the Company/RTA, members are requested to immediately notify such change to the Company/RTA in respect of shares held in physical form and to DP in respect of shares held in electronic form.
  - d. In case of any queries relating to shares, members are requested to contact the RTA on the above email address.
8. The Board of Directors of the Company has recommended a dividend of ₹ 4 per share. Dividend, once approved by the members in the AGM, will be paid to the eligible shareholders within the stipulated period of 30 days from the date of declaration at the AGM.
  9. The dividend will be paid through electronic mode to those members whose updated bank account details are available. For members whose bank account details are not updated, dividend warrants/demand drafts will be sent to their registered address. To avoid delay in receiving dividend, members are requested to register/update their bank account details at the earliest.
  10. Members holding shares in electronic form/dematerialized mode are requested to update their bank particulars with their respective DP along with the self-attested copy of PAN, ID proof etc. which will be used by the RTA/Company for payment of dividend. In cases where either the bank details such as MICR (Magnetic Ink Character Recognition), IFSC (Indian Financial System Code), etc. required for making electronic payment are not available or the electronic payment instructions have failed or have been rejected by the bank, RTA/Company will send Dividend Warrant/Demand Draft for payment of dividend to these members by printing the bank account details of the members wherever applicable.
  11. Members who hold physical shares may provide updated bank details by submitting hard copy of duly signed form ISR-1 along with relevant documents mentioned therein to RTA. The said form is available on <https://www.bharatpetroleum.in/bharat-petroleum-for/Investors/KYC-Updation.aspx>
  12. The Company has fixed Friday, August 11, 2023 as the Record Date for the purpose of AGM and payment of dividend on equity shares for the year ended March 31, 2023, if declared at the AGM. All members of the Company holding shares as on the said Record Date will be eligible for the Dividend as per the data to be made available by NSDL/CDSL/RTA.
  13. SEBI Circular No. SEBI/HO/MIRSD/MIRSD-PoD-1/P/CIR/2023/37 dated March 16, 2023 has mandated the submission of PAN, KYC and nomination details by members holding shares in physical form by October 1, 2023. For submitting the above information members may access the following link: <https://www.bharatpetroleum.in/bharat-petroleum-for/Investors/KYC-Updation.aspx>
  14. Members holding shares in electronic form are requested to submit their PAN to their DPs, with whom they hold the demat account.
  15. As per the provisions of Section 72 of the Companies Act, 2013, facility for making nomination is available to individuals holding shares in the Company. Members who are holding shares in physical form and have not yet registered their nomination are requested to submit Form SH-13 for registering their nomination,

Form SH-14 for making changes to their nomination details and Form ISR-3 to opt out of nomination along with the relevant documents to RTA. The relevant forms are available on the company's website at <https://www.bharatpetroleum.in/bharat-petroleum-for/Investors/KYC-Updation.aspx>. In case members are holding shares in dematerialized form, they can register their nomination with their respective DPs.

16. In terms of Regulation 40 of SEBI (Listing Obligations and Disclosure Requirements) Regulations, 2015, as amended, securities of listed companies can be transferred only in dematerialized form with effect from April 1, 2019, except in case of requests received for transmission or transposition of securities.
17. As per SEBI circular nos. SEBI/HO/MIRSD/MIRSD\_RTAMB/P/CIR/2022/8 dated January 25, 2022 and SEBI/HO/MIRSD/MIRSD\_RTAMB/P/CIR/2022/70 dated May 25, 2022 the listed companies, with immediate effect, shall issue the securities only in demat mode while processing various investor service request pertaining to issuance of duplicate shares certificate, claim from unclaimed suspense account, renewal/exchange of securities certificate, endorsement, sub-division/splitting of share certificate, consolidation of share certificate, transposition etc. Therefore, members are requested to submit hard copy of duly signed Form ISR-4 along with relevant documents to RTA. The detailed procedure and the relevant documents are available on <https://www.bharatpetroleum.in/bharat-petroleum-for/Investors/Procedure-Related-to-Investor-Service-request.aspx>
18. SEBI vide circular no. SEBI/HO/MIRSD/MIRSD\_RTAMB/P/CIR/202222/65 dated May 18, 2022 has simplified and standardized procedure for transmission of shares. Therefore, members are requested to make service request for transmission of shares by submitting hard copy of duly signed form ISR-5 along with relevant documents to RTA. The detailed procedure and the relevant documents are available on <https://www.bharatpetroleum.in/bharat-petroleum-for/Investors/Procedure-Related-to-Investor-Service-request.aspx>.
19. The certificate of the Secretarial Auditor certifying that the ESPS scheme of the Company is implemented in accordance with SEBI (Share Based Employee Benefits) Regulations, 2021 is available at <https://www.bharatpetroleum.in/bharat-petroleum-for/Investors/Shareholders-Meetings/Annual-General-Meeting.aspx>
20. All documents referred to in the Notice, if any, will be available electronically for inspection during office hours without any fee by the members from the date of circulation of the Notice up to the date of AGM. Members seeking to inspect such documents can send an email to [ssc@bharatpetroleum.in](mailto:ssc@bharatpetroleum.in).
21. The Register of Directors and Key Managerial Personnel and their shareholding maintained under Section 170 of the Act, the Register of Contracts or Arrangements in which the Directors are interested, maintained under Section 189 of the Act, and the relevant documents referred to in the Notice will be available electronically for inspection by the members during the AGM. Members desiring inspection of such Registers during the AGM may send their request in writing to the Company at [ssc@bharatpetroleum.in](mailto:ssc@bharatpetroleum.in).
22. Members seeking any information with regard to the accounts or any matter to be placed at the AGM, are requested to write to the Company on or before Monday, August 21, 2023 through email on [ssc@bharatpetroleum.in](mailto:ssc@bharatpetroleum.in). The same will be replied by the Company suitably through email.
23. As required under Regulation 36(3) of Listing Regulations, a brief resume of persons seeking reappointment and appointment as Director under Item No. 3, 6, 7 & 8 of the Notice is attached.
24. Non-Resident Indian members are requested to inform the RTA immediately about:
  - (i) Change in their residential status on return to India for permanent settlement.
  - (ii) Particulars of their bank account maintained in India with complete name, branch, account type, account number and address of the bank with pin code number, if not furnished earlier.
25. Members may note that the Income Tax Act, 1961, as amended by the Finance Act, 2020, mandates that dividends paid or distributed by a Company is taxable in the hands of members. The Company shall therefore be required to deduct tax at source ("TDS") at the time of making the payment of dividend. In order to enable us to determine the applicable TDS rate, members are requested to submit the relevant documents on or before **Friday, August 18, 2023**. The detailed communication regarding TDS on dividend sent to the members

is provided on the link: <https://www.bharatpetroleum.in/bharat-petroleum-for/Investors/Procedure-Related-to-Investor-Service-request/Tax-Forms.aspx>. Kindly note that no documents in respect of TDS would be accepted from members after **Friday, August 18, 2023**.

26. The unclaimed dividends of BPCL and erstwhile Kochi Refineries Limited (KRL) for the Financial Years up to 1993-94 have been transferred by the Companies to the General Revenue Account of the Central Government, which can be claimed by the members from the Office of the Registrar of Companies at Mumbai and Kochi, respectively.
27. (a) Pursuant to Section 124 and 125 of the Companies Act, 2013, any amount of dividend remaining unpaid or unclaimed for a period of seven years from the date of its transfer to the Unpaid Dividend Account of the Company is required to be transferred to the Investor Education & Protection Fund (IEPF) established by the Central Government. The unclaimed dividends for the Financial Years from 1994-95 to 2014-15 and two Interim Dividends for financial year 2015-16 have been transferred to the said Fund and no claim shall lie against the Company, for the amount of dividend so transferred.
- (b) In terms of Section 124(6) of the Companies Act, 2013, read with the IEPF Rules as amended, all the shares in respect of which dividend has remained unpaid/unclaimed for seven consecutive years or more are required to be transferred to an IEPF Demat account. Accordingly, shares in respect of unclaimed dividend for the Financial Year 2014-15, 1<sup>st</sup> and 2<sup>nd</sup> interim dividend for the Financial Year 2015-16 have been transferred to an IEPF Demat account. In the event of transfer of shares and the unclaimed dividends to IEPF, members are entitled to claim the same from IEPF by submitting an online application in the prescribed Form IEPF-5 available on the website [www.iepf.gov.in](http://www.iepf.gov.in). Members can file only one consolidated claim in a financial year as per the IEPF Rules.
- (c) Members of BPCL who have not yet encashed their dividend warrant(s) for the final dividend of Financial Year 2015-16 or dividend warrants(s) for any subsequent financial years are requested to make their claims without any delay to the RTA/Company. It may be noted that the unclaimed amount of final dividend for the Financial Year ended March 31, 2016 becomes due for transfer to IEPF Authority on October 26, 2023. It may please be noted that if no claim/application is received by the Company or the Company's RTA for the final dividend of Financial Year 2015-16 before the said date, the Company will be compelled to transfer the underlying shares to the IEPF. The details of unclaimed dividend/shares to be transferred to IEPF are available on the website of the Company.

## **PROCESS AND MANNER OF EVOTING AND JOINING THE ANNUAL GENERAL MEETING**

**The remote e-voting period begins on Wednesday, August 23, 2023 at 9:00 A.M. and ends on Sunday, August 27, 2023 at 5:00 P.M. The remote e-voting module shall be disabled by NSDL for voting thereafter. The Members, whose names appear in the Register of Members/Beneficial Owners as on the record date (cut-off date) i.e. Monday, August 21, 2023, may cast their vote electronically. The voting right of shareholders shall be in proportion to their share in the paid-up equity share capital of the Company as on the cut-off date, being Monday, August 21, 2023.**

### **How do I vote electronically using NSDL e-Voting system?**

The way to vote electronically on NSDL e-Voting system consists of "Two Steps" which are mentioned below:





#### **Step 1: Access to NSDL e-Voting system**

##### **A) Login method for e-Voting and joining virtual meeting for Individual shareholders holding securities in demat mode**

In terms of SEBI circular dated December 9, 2020 on e-Voting facility provided by Listed Companies, Individual shareholders holding securities in demat mode are allowed to vote through their demat account maintained with

Depositories and Depository Participants. Shareholders are advised to update their mobile number and email Id in their demat accounts in order to access e-Voting facility.

Login method for Individual shareholders holding securities in demat mode is given below:

Type of shareholders	Login Method
Individual Shareholders holding securities in demat mode with NSDL.	<ol style="list-style-type: none"> <li data-bbox="517 329 1384 707">1. Existing <b>IDeAS</b> user can visit the e-Services website of NSDL Viz. <a href="https://eservices.nsdl.com">https://eservices.nsdl.com</a> either on a Personal Computer or on a mobile. On the e-Services home page click on the “<b>Beneficial Owner</b>” icon under “<b>Login</b>” which is available under ‘<b>IDeAS</b>’ section , this will prompt you to enter your existing User ID and Password. After successful authentication, you will be able to see e-Voting services under Value added services. Click on “<b>Access to e-Voting</b>” under e-Voting services and you will be able to see e-Voting page. Click on company name or <b>e-Voting service provider i.e. NSDL</b> and you will be re-directed to e-Voting website of NSDL for casting your vote during the remote e-Voting period or joining virtual meeting &amp; voting during the meeting.</li> <li data-bbox="517 707 1384 819">2. If you are not registered for IDeAS e-Services, option to register is available at <a href="https://eservices.nsdl.com">https://eservices.nsdl.com</a>. Select “<b>Register Online for IDeAS Portal</b>” or click at <a href="https://eservices.nsdl.com/SecureWeb/IdeasDirectReg.jsp">https://eservices.nsdl.com/SecureWeb/IdeasDirectReg.jsp</a></li> <li data-bbox="517 819 1384 1242">3. Visit the e-Voting website of NSDL. Open web browser by typing the following URL: <a href="https://www.evoting.nsdl.com/">https://www.evoting.nsdl.com/</a> either on a Personal Computer or on a mobile. Once the home page of e-Voting system is launched, click on the icon “Login” which is available under ‘Shareholder/Member’ section. A new screen will open. You will have to enter your User ID (i.e. your sixteen digit demat account number hold with NSDL), Password/OTP and a Verification Code as shown on the screen. After successful authentication, you will be redirected to NSDL Depository site wherein you can see e-Voting page. Click on company name or <b>e-Voting service provider i.e. NSDL</b> and you will be redirected to e-Voting website of NSDL for casting your vote during the remote e-Voting period or joining virtual meeting &amp; voting during the meeting.</li> <li data-bbox="517 1242 1384 1593">4. Shareholders/Members can also download NSDL Mobile App “NSDL Speede” facility by scanning the QR code mentioned below for seamless voting experience.   <div style="text-align: center;"> <p><b>NSDL Mobile App is available on</b></p> <div style="display: flex; justify-content: center; gap: 20px;"> <div data-bbox="797 1399 939 1434">  App Store         </div> <div data-bbox="973 1399 1130 1434">  Google Play         </div> </div> <div style="display: flex; justify-content: center; gap: 20px; margin-top: 10px;"> <div data-bbox="828 1452 933 1554">  </div> <div data-bbox="1004 1452 1108 1554">  </div> </div> </div> </li> </ol>
Individual Shareholders holding securities in demat mode with CDSL	<ol style="list-style-type: none"> <li data-bbox="517 1603 1384 1805">1. Users who have opted for CDSL Easi/Easiest facility, can login through their existing user id and password. Option will be made available to reach e-Voting page without any further authentication. The users to login Easi/Easiest are requested to visit CDSL website <a href="http://www.cdslindia.com">www.cdslindia.com</a> and click on login icon &amp; New System Myeasi Tab and then user your existing my easi username &amp; password.</li> </ol>



	2. After successful login the Easi/Easiest user will be able to see the e-Voting option for eligible companies where the evoting is in progress as per the information provided by company. On clicking the evoting option, the user will be able to see e-Voting page of the e-Voting service provider for casting your vote during the remote e-Voting period or joining virtual meeting & voting during the meeting. Additionally, there is also links provided to access the system of all e-Voting Service Providers, so that the user can visit the e-Voting service providers' website directly.
	3. If the user is not registered for Easi/Easiest, option to register is available at CDSL website <a href="http://www.cdslindia.com">www.cdslindia.com</a> and click on login & New System Myeasi Tab and then click on registration option.
	4. Alternatively, the user can directly access e-Voting page by providing Demat Account Number and PAN No. from a e-Voting link available on <a href="http://www.cdslindia.com">www.cdslindia.com</a> home page. The system will authenticate the user by sending OTP on registered Mobile & Email as recorded in the Demat Account. After successful authentication, user will be able to see the e-Voting option where the evoting is in progress and also able to directly access the system of all e-Voting Service Providers.
Individual Shareholders (holding securities in demat mode) login through their depository participants	You can also login using the login credentials of your demat account through your Depository Participant registered with NSDL/CDSL for e-Voting facility. upon logging in, you will be able to see e-Voting option. Click on e-Voting option, you will be redirected to NSDL/CDSL Depository site after successful authentication, wherein you can see e-Voting feature. Click on company name or e-Voting service provider i.e. NSDL and you will be redirected to e-Voting website of NSDL for casting your vote during the remote e-Voting period or joining virtual meeting & voting during the meeting.

**Important note:** Members who are unable to retrieve User ID/ Password are advised to use Forget User ID and Forget Password option available at abovementioned website.

**Helpdesk for Individual Shareholders holding securities in demat mode for any technical issues related to login through Depository i.e. NSDL and CDSL.**

Login type	Helpdesk details
Individual Shareholders holding securities in demat mode with NSDL	Members facing any technical issue in login can contact NSDL helpdesk by sending a request at <a href="mailto:evoting@nsdl.co.in">evoting@nsdl.co.in</a> or call at 022 - 4886 7000 and 022 - 2499 7000
Individual Shareholders holding securities in demat mode with CDSL	Members facing any technical issue in login can contact CDSL helpdesk by sending a request at <a href="mailto:helpdesk.evoting@cdslindia.com">helpdesk.evoting@cdslindia.com</a> or contact at toll free no. 1800 22 55 33

**B) Login Method for e-Voting and joining virtual meeting for shareholders other than Individual shareholders holding securities in demat mode and shareholders holding securities in physical mode.**

**How to Log-in to NSDL e-Voting website?**

1. Visit the e-Voting website of NSDL. Open web browser by typing the following URL: <https://www.evoting.nsdl.com/> either on a Personal Computer or on a mobile.
2. Once the home page of e-Voting system is launched, click on the icon "Login" which is available under 'Shareholder/Member' section.

3. A new screen will open. You will have to enter your User ID, your Password/OTP and a Verification Code as shown on the screen.

Alternatively, if you are registered for NSDL e-services i.e. IDEAS, you can log-in at <https://eservices.nSDL.com/> with your existing IDEAS login. Once you log-in to NSDL e-services after using your log-in credentials, click on e-Voting and you can proceed to Step 2 i.e. Cast your vote electronically.

4. Your User ID details are given below :

<b>Manner of holding shares i.e. Demat (NSDL or CDSL) or Physical</b>	<b>Your User ID is:</b>
a) For Members who hold shares in demat account with NSDL.	8 Character DP ID followed by 8 Digit Client ID For example if your DP ID is IN300*** and Client ID is 12***** then your user ID is IN300***12*****.
b) For Members who hold shares in demat account with CDSL.	16 Digit Beneficiary ID For example if your Beneficiary ID is 12***** then your user ID is 12*****.
c) For Members holding shares in Physical Form.	EVEN Number followed by Folio Number registered with the company For example if folio number is 001*** and EVEN is 101456 then user ID is 101456001***

5. Password details for shareholders other than Individual shareholders are given below:

- a) If you are already registered for e-Voting, then you can use your existing password to login and cast your vote.
- b) If you are using NSDL e-Voting system for the first time, you will need to retrieve the 'initial password' which was communicated to you. Once you retrieve your 'initial password', you need to enter the 'initial password' and the system will force you to change your password.
- c) How to retrieve your 'initial password'?
  - (i) If your email ID is registered in your demat account or with the company, your 'initial password' is communicated to you on your email ID. Trace the email sent to you from NSDL from your mailbox. Open the email and open the attachment i.e. a .pdf file. Open the .pdf file. The password to open the .pdf file is your 8 digit client ID for NSDL account, last 8 digits of client ID for CDSL account or folio number for shares held in physical form. The .pdf file contains your 'User ID' and your 'initial password'.
  - (ii) If your email ID is not registered, please follow steps mentioned below **in process for those shareholders whose email ids are not registered.**

6. If you are unable to retrieve or have not received the "Initial password" or have forgotten your password:

- a) Click on **"Forgot User Details/Password?"** (If you are holding shares in your demat account with NSDL or CDSL) option available on [www.evoting.nSDL.com](http://www.evoting.nSDL.com).
- b) **"Physical User Reset Password?"** (If you are holding shares in physical mode) option available on [www.evoting.nSDL.com](http://www.evoting.nSDL.com).
- c) If you are still unable to get the password by aforesaid two options, you can send a request at [evoting@nSDL.co.in](mailto:evoting@nSDL.co.in) mentioning your demat account number/folio number, your PAN, your name and your registered address etc.

- d) Members can also use the OTP (One Time Password) based login for casting the votes on the e-Voting system of NSDL.
7. After entering your password, tick on Agree to “Terms and Conditions” by selecting on the check box.
8. Now, you will have to click on “Login” button.
9. After you click on the “Login” button, Home page of e-Voting will open.

## **Step 2: Cast your vote electronically and join General Meeting on NSDL e-Voting system.**

### **How to cast your vote electronically and join General Meeting on NSDL e-Voting system?**

1. After successful login at Step 1, you will be able to see all the companies “EVEN” in which you are holding shares and whose voting cycle and General Meeting is in active status.
2. Select “EVEN” of company for which you wish to cast your vote during the remote e-Voting period and casting your vote during the General Meeting. For joining virtual meeting, you need to click on “VC/OAVM” link placed under “Join Meeting”.
3. Now you are ready for e-Voting as the Voting page opens.
4. Cast your vote by selecting appropriate options i.e. assent or dissent, verify/modify the number of shares for which you wish to cast your vote and click on “Submit” and also “Confirm” when prompted.
5. Upon confirmation, the message “Vote cast successfully” will be displayed.
6. You can also take the printout of the votes cast by you by clicking on the print option on the confirmation page.
7. Once you confirm your vote on the resolution, you will not be allowed to modify your vote.

### **General Guidelines for shareholders**

1. Institutional shareholders (i.e. other than individuals, HUF, NRI etc.) are required to send scanned copy (PDF/JPG Format) of the relevant Board Resolution/ Authority letter etc. with attested specimen signature of the duly authorized signatory(ies) who are authorized to vote, to the Scrutinizer by e-mail to [mail@csraginichokshi.com](mailto:mail@csraginichokshi.com) with a copy marked to [evoting@nsdl.co.in](mailto:evoting@nsdl.co.in). Institutional shareholders (i.e. other than individuals, HUF, NRI etc.) can also upload their Board Resolution/Power of Attorney/Authority Letter etc. by clicking on “Upload Board Resolution/Authority Letter” displayed under “e-Voting” tab in their login.
2. It is strongly recommended not to share your password with any other person and take utmost care to keep your password confidential. Login to the e-voting website will be disabled upon five unsuccessful attempts to key in the correct password. In such an event, you will need to go through the “Forgot User Details/Password?” or “Physical User Reset Password?” option available on [www.evoting.nsdl.com](http://www.evoting.nsdl.com) to reset the password.
3. In case of any queries, you may refer the Frequently Asked Questions (FAQs) for Shareholders and e-voting user manual for Shareholders available at the download section of [www.evoting.nsdl.com](http://www.evoting.nsdl.com) or call on.: 022 - 4886 7000 and 022 - 2499 7000 or send a request to Ms. Pallavi Mhatre, Manager, NSDL, 4<sup>th</sup> floor, ‘A’ Wing, Trade World, Kamla Mills Compound, Senapati Bapat Marg, Lower Parel, Mumbai 400013 at [evoting@nsdl.co.in](mailto:evoting@nsdl.co.in)

### **Process for those shareholders whose email ids are not registered with the depositories for procuring user id and password and registration of e mail ids for e-voting for the resolutions set out in this notice:**

1. In case shares are held in physical mode please provide Folio No., Name of shareholder, scanned copy of the share certificate (front and back), PAN (self attested scanned copy of PAN card), AADHAR (self attested scanned copy of Aadhar Card) by email to [ssc@bharatpetroleum.in](mailto:ssc@bharatpetroleum.in)
2. In case shares are held in demat mode, please provide DPID-CLID (16 digit DPID + CLID or 16 digit beneficiary ID), Name, client master or copy of Consolidated Account statement, PAN (self attested scanned copy of PAN card), AADHAR (self attested scanned copy of Aadhar Card) to [ssc@bharatpetroleum.in](mailto:ssc@bharatpetroleum.in).

If you are an Individual shareholders holding securities in demat mode, you are requested to refer to the login method explained at **step 1 (A) i.e. Login method for e-Voting and joining virtual meeting for Individual shareholders holding securities in demat mode.**

3. Alternatively shareholder/members may send a request to [evoting@nsdl.co.in](mailto:evoting@nsdl.co.in) for procuring user id and password for e-voting by providing above mentioned documents.
4. In terms of SEBI circular dated December 9, 2020 on e-Voting facility provided by Listed Companies, Individual shareholders holding securities in demat mode are allowed to vote through their demat account maintained with Depositories and Depository Participants. Shareholders are required to update their mobile number and email ID correctly in their demat account in order to access e-Voting facility.

#### **THE INSTRUCTIONS FOR MEMBERS FOR e-VOTING ON THE DAY OF THE AGM ARE AS UNDER:**

1. The procedure for e-Voting on the day of the AGM is same as the instructions mentioned above for remote e-voting.
2. Only those members who will be present in the AGM through VC/OAVM facility and have not casted their vote on the Resolutions through remote e-Voting and are otherwise not barred from doing so, shall be eligible to vote through e-Voting system in the AGM.
3. Members who have voted through remote e-Voting will be eligible to attend the AGM. However, they will not be eligible to vote at the AGM.
4. For any grievances connected with the facility for e-Voting on the day of the AGM, members may contact the person whose details are mentioned in general guidelines for shareholders under remote e-voting.

#### **INSTRUCTIONS FOR MEMBERS FOR ATTENDING THE AGM THROUGH VC/OAVM ARE AS UNDER:**

1. Member will be provided with a facility to attend the AGM through VC/OAVM through the NSDL e-Voting system. Members may access by following the steps mentioned above for Access to NSDL e-Voting system. After successful login, you can see link of "VC/OAVM" placed under "Join meeting" menu against company name. You are requested to click on VC/OAVM link placed under Join Meeting menu. The link for VC/OAVM will be available in Shareholder/Member login where the EVEN of Company will be displayed. Please note that the members who do not have the User ID and Password for e-Voting or have forgotten the User ID and Password may retrieve the same by following the remote e-Voting instructions mentioned in the notice to avoid last minute rush.
2. Members are encouraged to join the Meeting through Laptops for better experience.
3. Further, Members will be required to allow Camera and use Internet with a good speed to avoid any disturbance during the meeting.
4. Please note that Participants Connecting from Mobile Devices or Tablets or through Laptop connecting via Mobile Hotspot may experience Audio/Video loss due to Fluctuation in their respective network. It is therefore recommended to use Stable Wi-Fi or LAN Connection to mitigate any kind of aforesaid glitches.
5. Members who would like to express their views/have questions may send their questions in advance mentioning their name demat account number/folio number, email id, mobile number at [ssc@bharatpetroleum.in](mailto:ssc@bharatpetroleum.in). The same will be replied by the company suitably.
6. The members who would like to express their views/have questions may pre-register themselves as a speaker, by sending their request from their registered email address mentioning their name, DPID and Client ID/folio number, PAN, email id, and mobile number at [bpclagm23@bharatpetroleum.in](mailto:bpclagm23@bharatpetroleum.in) from Sunday, August 20, 2023 to Wednesday, August 23, 2023. Only those members who have pre-registered themselves as a speaker will be allowed to express their views/ask questions during the AGM. The Company reserves the right to restrict the number of questions and number of speakers, depending upon availability of time as appropriate for smooth conduct of the AGM.

7. The members who need technical assistance w.r.t. VC/OAVM before or during the AGM, can contact NSDL on [evoting@nsdl.co.in](mailto:evoting@nsdl.co.in) or call on.: 022 - 4886 7000 and 022 - 2499 7000 or send a request to Ms. Pallavi Mhatre, Manager, NSDL, 4<sup>th</sup> floor, 'A' Wing, Trade World, Kamla Mills Compound, Senapati Bapat Marg, Lower Parel, Mumbai 400013 at [evoting@nsdl.co.in](mailto:evoting@nsdl.co.in).

#### Other Instructions:

- (i) Members can also update their mobile number and email id in the user profile details of the folio by providing this information to the DP/RTA, which may be used for sending future communication.
- (ii) The members holding shares in electronic form are therefore requested to submit the Permanent Account Number (PAN) details to their DP with whom they are maintaining their demat accounts. Members holding shares in physical form can submit their PAN details to the Company or to RTA.
- (iii) The voting rights of members shall be in proportion to their shares in the paid up equity share capital of the Company as on the cut-off date i.e. Monday, August 21, 2023. A person whose name is recorded in the register of members or in the register of Beneficial Owners maintained by the DP as on the cut-off date i.e. Monday, August 21, 2023 only shall be entitled to avail of the facility of remote e-voting at the AGM. A person who is not a member as on the cut-off date, should treat the Notice for information purpose only.
- (iv) Any person holding shares in physical form as on the cut-off date and non-individual shareholders who acquires shares of the Company and becomes a member of the Company after dispatch of the notice and holding shares as on the cut-off date i.e. Monday, August 21, 2023, may obtain the login ID and password by sending a request at [evoting@nsdl.co.in](mailto:evoting@nsdl.co.in) or [bpcl@dsr-cid.in](mailto:bpcl@dsr-cid.in).

In case of Individual Shareholders holding securities in demat mode who acquires shares of the Company and becomes a member of the Company after sending of the notice and holding the shares as of the cut-off date i.e. Monday, August 21, 2023 may follow steps mentioned under "Access to NSDL e-Voting system".

However, if you are already registered with NSDL for remote e-voting, then you can use your existing user ID and password for casting your vote. If you forgot your password, you can reset your password by using "Forgot User Details/Password" or "Physical User Reset Password" option available on [www.evoting.nsdl.com](http://www.evoting.nsdl.com) or call on 022 - 4886 7000 and 022- 2499 7000.

- (v) Once the vote on a Resolution is cast by a member, whether partially or otherwise, the member shall not be allowed to change it subsequently or cast the vote again.
- (vi) Mrs. Ragini Chokshi, (C.P. No 1436) Practising Company Secretary (membership No.: 2390) of Ragini Chokshi & Co. Company Secretaries has been appointed as the scrutinizer to scrutinize the voting and remote e-voting process in a fair and transparent manner.
- (vii) The Chairman shall, at the end of the discussion on the resolutions on which voting is to be held, allow voting with the assistance of the scrutinizer, by use of e-voting for all those members who have not cast their votes by availing the remote e-voting facility.
- (viii) The Scrutinizer will, within fifteen minutes after the conclusion of voting at the AGM, first unblock the votes cast through remote e-voting and shall make available, within two working days of conclusion of the meeting, a Consolidated Scrutinizer's report of the total votes cast in favour of, or against, if any, to the chairman or a person authorized by him in writing who shall countersign the same and declare the results of voting.
- (ix) The results of e-voting declared along with the report of the scrutinizer shall be placed on the Company's website [www.bharatpetroleum.in](http://www.bharatpetroleum.in) and on the website of NSDL [www.evoting.nsdl.com](http://www.evoting.nsdl.com) immediately after the result is declared. The Company shall simultaneously forward the results to BSE Limited and National Stock Exchange of India Limited, where the shares of the Company are listed.
- (x) Members holding multiple folios may get their shareholding consolidated.

## ANNEXURE TO THE NOTICE

### Explanatory Statement Pursuant to Section 102 of the Companies Act, 2013

#### Item No. 5: Approval of Remuneration of the Cost Auditors for the Financial Year 2023-24

The Board of Directors, on the recommendation of the Audit Committee, has approved the appointment and remuneration of M/s. R. Nanabhoy & Co., Cost Accountants and M/s G.R. Kulkarni & Associates, Cost Accountants to conduct the audit of the Cost records for the Financial Year 2023-24. The increase in remuneration of Cost Auditor viz M/s R Nanabhoy & Co from ₹2,75,000 to ₹3,50,000, from the last financial year, is due to the increase in the scope of audit in view of merger of Bharat Oman Refineries Ltd and Bharat Gas Resources Ltd with BPCL. In accordance with the provisions of Section 148 of the Companies Act, 2013 read with the Companies (Audit and Auditors) Rules, 2014, ratification for the remuneration payable to the Cost Auditors for the Financial Year 2023-24 by way of an Ordinary Resolution is being sought, as contained in the Notice.

The Board of Directors accordingly recommends the passing of the proposed Ordinary Resolution for approval by the Members. None of the Directors or Key Managerial Personnel of the Company or their relatives have any concern or interest, financially or otherwise in passing of the said Ordinary Resolution.

#### Item No. 6: Appointment of Shri Krishnakumar Gopalan as Director and Chairman & Managing Director

Shri Krishnakumar Gopalan was appointed as an Additional Director on the Board and as Chairman & Managing Director of the Company under the provisions of Article 77A of the Articles of Association of the Company effective March 17, 2023 in accordance with the directions of the Government of India. Shri Krishnakumar Gopalan, being an Additional Director, holds office up to the date of the ensuing Annual General Meeting. The Company has received a Notice in writing along with the deposit of requisite amount under Section 160 of the Companies Act, 2013 proposing his candidature.

Shri Krishnakumar Gopalan is an alumnus of the National Institute of Technology, Tiruchirapalli (formerly REC Trichy) with a degree in Electrical Engineering. He also holds a Master's degree in Financial Management from the Jamnalal Bajaj Institute of Management. His brief resume containing his age, qualifications, expertise etc. is annexed herewith. The Board of Directors accordingly recommends the passing of the proposed Ordinary Resolution as contained in the Notice by Members of the Company.

Shri Krishnakumar Gopalan is interested in the Resolution to the extent as it concerns his appointment. None of the other Directors or Key Managerial Personnel or their relatives has any concern or interest, financial or otherwise, in passing of the said Ordinary Resolution.

#### Item No. 7: Appointment of Shri Rajkumar Dubey as Director (Human Resources)

Shri Rajkumar Dubey was appointed as an Additional Director on the Board and as Director (Human Resources) of the Company under the provisions of Article 77A of the Articles of Association of the Company effective May 1, 2023 in accordance with the directions of the Government of India. Shri Rajkumar Dubey, being an Additional Director, holds office up to the date of the ensuing Annual General Meeting. The Company has received a Notice in writing along with the deposit of requisite amount under Section 160 of the Companies Act, 2013 proposing his candidature. Shri Rajkumar Dubey is alumnus of NIT Allahabad with a degree in Mechanical Engg. He has also acquired Masters of Business Administration from International Centre for Promotion of Enterprises, Ljubljana, Slovenia. His brief resume containing his age, qualifications, expertise etc. is annexed herewith. The Board of Directors accordingly recommends the passing of the proposed Ordinary Resolution as contained in the Notice by Members of the Company.

Shri Rajkumar Dubey is interested in the Resolution to the extent as it concerns his appointment. None of the other Directors or Key Managerial Personnel or their relatives has any concern or interest, financial or otherwise, in passing of the said Ordinary Resolution.

### **Item No. 8: Appointment of Dr. (Smt.) Sushma Agarwal as Independent Director**

Dr. (Smt.) Sushma Agarwal was appointed as an Additional Director on the Board and as Independent Director of the Company under the provisions of Article 77A of the Articles of Association of the Company, effective March 10, 2023 for a period of three years up to March 9, 2026 or until further orders from the Ministry of Petroleum & Natural Gas, whichever is earlier. Dr. (Smt.) Sushma Agarwal, being an Additional Director holds office up to the date of the ensuing Annual General Meeting. The Company has received a Notice in writing under Section 160 of the Companies Act, 2013 proposing her candidature for the office of Independent Director. Dr. (Smt.) Sushma Agarwal fulfills the conditions specified in the Companies Act, 2013, the Rules made thereunder and under SEBI (Listing Obligations & Disclosure Requirements) Regulations, 2015 for appointment as Independent Director and she is Independent of the management and not liable to retire by rotation pursuant to Section 149(13) read with Section 152 of the Companies Act, 2013.

In compliance with the provisions of Section 149 read with Schedule IV of the Companies Act, 2013 and Regulation 17 and 25 of the Listing Regulations, the appointment of Dr. (Smt.) Sushma Agarwal as an Independent Director is now placed before the Members at the Annual General Meeting for approval.

A copy of the letter of appointment as an Independent Director setting out the terms and conditions is available for inspection by the Members at the Registered Office of the Company.

Dr. (Smt.) Sushma Agarwal is a M.Sc. and Ph.D in Botany. She is in the field of education. She was a Principal of Shardayatan High School for 18 years. She was also a Director of Gujarat Panchayat Service Selection Board (GPSSB), Gujarat. Her brief resume containing her age, qualifications, expertise etc. is annexed herewith.

The Board of Directors accordingly recommends the passing of the proposed Special Resolution as contained in the Notice by Members of the Company.

Dr. (Smt.) Sushma Agarwal is interested in the Resolution to the extent as it concerns her appointment. None of the other Directors or Key Managerial Personnel or their relatives has any concern or interest, financial or otherwise, in passing of the said Special Resolution.

### **Item No. 9: To amend the Articles of Association of the Company**

The Board of Directors has approved the proposal for raising of capital upto an amount not exceeding Rs 18,000 crore (Rupees Eighteen Thousand crores only) by way of issue of equity shares on rights issue basis to eligible equity shareholders of the Company as on the record date to be fixed by the Board or duly authorised committee thereof, subject to all statutory approvals and in accordance with the applicable laws including the Securities and Exchange Board of India (Issue of Capital and Disclosure Requirements) Regulations, 2018, as amended. On completion of the issue, these shares will be listed in the National Stock Exchange of India Limited and BSE Limited and will rank pari passu with the existing equity shares of the Company. For facilitating the issue and listing of the equity shares by way of the rights issue, an additional clause with respect to the rights issue is proposed to be included in the Articles of Association.

Consent of the Members is being sought pursuant to Section 14 and all other applicable provisions, if any, of the Companies Act, 2013.

The Board of Directors recommends the passing of the proposed Special Resolution as contained in the Notice by Members of the Company.

None of the other Directors or Key Managerial Personnel or their relatives has any concern or interest, financial or otherwise, in passing of the said Special Resolution.

By Order of the Board of Directors  
Sd/-  
**(V. Kala)**  
**Company Secretary**

Place: Mumbai

Date: August 2, 2023

#### **Registered Office:**

Bharat Bhavan, 4 & 6 Currimbhoy Road, Ballard Estate,

Mumbai 400 001 CIN: L23220MH1952GOI008931

Phone: 2271 3000/4000

email: [info@bharatpetroleum.in](mailto:info@bharatpetroleum.in)

website: [www.bharatpetroleum.in](http://www.bharatpetroleum.in)

## BRIEF RESUME OF DIRECTOR SEEKING REAPPOINTMENT/APPOINTMENT AT THE 70<sup>TH</sup> ANNUAL GENERAL MEETING IN TERMS OF REGULATION 36(3) OF LISTING REGULATIONS AND SECRETARIAL STANDARD - 2

Name	Shri Sanjay Khanna (DIN: 09485131)	Shri Krishnakumar Gopalan (DIN:09375274)	Shri Rajkumar Dubey (DIN: 10094167)	Dr. (Smt.) Sushma Agarwal (DIN: 10065236)
Date of Birth	11.05.1969	16.04.1965	14.03.1966	01.06.1958
Date of first Appointment	22.02.2022	17.03.2023	01.05.2023	10.03.2023
Qualifications	B.Tech, Chemical Engineering from NIT, Tiruchirapalli (formerly REC Trichy), Post Graduate in Finance Management from Mumbai University	Electrical Engineering from NIT, Tiruchirapalli (formerly REC Trichy) Masters in Financial Management from the Jamnalal Bajaj Institute of Management	Mechanical Engineering from NIT Allahabad. MBA from International Centre for Promotion of Enterprises, Ljubljana, Slovenia.	M.Sc & Ph.D in Botany.
Experience in specific functional areas	He has over 31 years of experience in Refineries operations, Technical Services etc. and had been instrumental in conceptualizing and setting up of new plants and commissioning several units in Refineries at Mumbai, Kochi and Numaligarh. He heads three Refineries of BPCL in Mumbai, Bina and Kochi.	He was at the core of BPCL's pioneering work in revolutionising the downstream fuel retailing industry in the country, leading the organisation's customer-centric forays in convenience retailing, premium fuels, in a way heralding the digital age of BPCL at the turn of the century using Customer Relationship Management (CRM) and Loyalty, a first in the Indian oil Industry. He has developed and nurtured winning brands like Petro Card, SmartFleet Speed, In & Out, which have been significant contributors to BPCL's differentiated customer value proposition in the marketplace, reinforcing the "Pure for Sure" customer promise. As the head of BPCL's Lubricants business, he spearheaded brand MAK's aggressive growth in the domestic and international markets, and in the expansion of the product portfolio to cover new and emerging industrial, agricultural, passenger and commercial vehicle segments. He also championed the expansion of the service dimension of the MAK brand - MAK Quik, for quick oil change for 2-wheelers which has since been adopted by millions of customers. As Executive Director (HRD), he was focused on major initiatives in the areas of Learning & Development and Talent management.	He has rich combination of Business and Human Capital Development experience in his 34 years of professional stint so far. During his illustrious career of over 3 decades, he has implemented several strategic organizational development initiatives and change management processes impacting more than 400 locations and 7500 people. He has worked closely with International Consultants in areas of Organization restructuring, Visioning and HR planning. He has successfully led several leadership positions and concluded various critical and challenging assignments across various business verticals in Indian Oil Corporation Ltd (IOC) like Aviation, Operations, HR, Retail across different regions. He has pioneered marketing of differentiated products & premium fuels. During his tenure as Chief General Manager at Marketing Head Office, IOC, he had set up one of its kind "Retail Academy" to bring in customer centricity in Retail Channel. He has revolutionized the Learning and Development domain of IOC with various initiatives such as setting up Assessment centres, e-learning, introduction of SAP HR Module, Leadership developmental programs for Leaders & Potential Leaders, Training need identification, Career Path Models, Reward systems and Nurturing ideas through Incubation Centre.	She is in the field of education. She was a Principal of Shardayatan High School for 18 years. She was also a Director of Gujarat Panchayat Service Selection Board (GPSSB), Gujarat.



Name	Shri Sanjay Khanna (DIN: 09485131)	Shri Krishnakumar Gopalan (DIN:09375274)	Shri Rajkumar Dubey (DIN: 10094167)	Dr. (Smt.) Sushma Agarwal (DIN: 10065236)
<b>Membership/ Chairmanships of Board Committees in BPCL</b>	Membership in the following Committees: 1. Risk Management Committee 2. Sustainable Development Committee 3. Standing Committee of the Board for Tenders 4. Standing Committee of the Board for JVC Matters	Membership/Chairmanship in the following Committees: 1. Standing Committee of the Board for Release of Flats 2. Standing Committee of the Board for JVC Matters 3. Standing Committee of the Board for Tenders	Membership in the following Committees: 1. Corporate Social Responsibility 2. Standing Committee of the Board for Release of Flats 3. Standing Committee of the Board for JVC Matters 4. Standing Committee of the Board for Tenders	Membership in the following Committees: 1. Corporate Social Responsibility 2. Project Evaluation Committee 3. Sustainable Development Committee 4. Stakeholders Relationship Committee
<b>Directorship held in other Companies</b>	<b>Director:</b> 1. Ratnagiri Refinery and Petrochemicals Limited 2. Bharat PetroResources Limited	<b>Director:</b> 1. Petronet LNG Limited 2. Bharat PetroResources Limited	None	None
<b>Listed companies from which the Director has resigned in the past 3 years</b>	Nil	Nil	Nil	Nil
<b>No. of Board Meetings attended from appointment during the financial year 2022-23</b>	15	1	NA	2
<b>Relationship with other Directors &amp; KMP</b>	None	None	None	None
<b>No. of shares held in BPCL</b>	7525 Equity Shares	10150 Equity Shares	200 Equity Shares	Nil
<b>Terms of Appointment</b>	As per the letter dated 22.2.2022 issued by the Ministry of Petroleum and Natural Gas, Government of India, he was appointed as Director (Refineries) (Whole Time Director) till the date of his superannuation or until further orders, whichever is earlier. As BPCL is a Government of India Enterprise, his remuneration and other terms and conditions will be as per the applicable guidelines issued by Department of Public Enterprises from time to time.	As per the letter dated 17.3.2023 issued by the Ministry of Petroleum and Natural Gas, Government of India, he was appointed as Chairman & Managing Director (Whole Time Director) till the date of his superannuation or until further orders, whichever is earlier. As BPCL is a Government of India Enterprise, his remuneration and other terms and conditions will be as per the applicable guidelines issued by Department of Public Enterprises from time to time.	As per the letter dated 28.4.2023 issued by the Ministry of Petroleum and Natural Gas, Government of India, He was appointed as Director (Human Resources) (Whole Time Director) till the date of his superannuation or until further orders, whichever is earlier. As BPCL is a Government of India Enterprise, his remuneration and other terms and conditions will be as per the applicable guidelines issued by Department of Public Enterprises from time to time.	As per notification dated 6.3.2023 from Government of India, She was appointed for the period of three years from the date of notification of her appointment or until further orders whichever is earlier. Her remuneration is in the form of sitting fees for attending the meetings of the Board and sub-committees.

## DIRECTORS' REPORT

The Board of Directors takes pleasure in presenting their Report on the performance of Bharat Petroleum Corporation Limited (BPCL) for the year ended March 31, 2023.

### PERFORMANCE OVERVIEW

#### Group Performance

During the year 2022-23, the aggregate refinery throughput of BPCL's refineries at Mumbai, Kochi and Bina was 38.53 million metric tonnes (MMT), as compared to 36.90 MMT during the year 2021-22. The BPCL Group ended the year with market sales of 48.92 MMT, as compared to 42.51 MMT during the year

2021-22. During the year, the BPCL Group exported 1.31 MMT of petroleum products, as against 2.12 MMT during the year 2021-22. The growth in physical parameters was in line with the increase in demand of petroleum products.

During the year, the Group achieved the highest-ever Gross Revenue from Operations of ₹ 5,33,547.29 crore, as compared to ₹ 4,32,569.62 crore in the year 2021-22. The Net Profit attributable to BPCL stood at ₹ 2,131.05 crore in the year 2022-23, as against ₹ 11,681.50 crore in the previous year. The Group has recorded Earnings per Share of ₹ 10.01 in the year, as against ₹ 54.91 per share in the year 2021-22

CONSOLIDATED GROUP RESULTS	2022-23	2021-22
<b>Physical Performance</b>		
Refinery Throughput (MMT)	38.53	36.90
Market Sales (MMT)	48.92	42.51
<b>Financial Performance</b>		₹ in crore
Revenue from Operations	<b>5,33,547.29</b>	4,32,569.62
<b>Profit before Finance Costs, Depreciation, Share of profit/(loss) of equity accounted investee, Exceptional Items and Tax</b>	<b>12,386.33</b>	21,405.84
Finance Cost	<b>3,745.38</b>	2,605.64
Depreciation & Amortization expense	<b>6,368.82</b>	5,434.35
<b>Profit before Share of profit/(loss) of equity accounted investee, Exceptional Items and Tax</b>	<b>2,272.13</b>	13,365.85
Share of Profit/(loss) of equity accounted investee (net of income tax)	<b>2,191.92</b>	1,535.73
Exceptional Items - Income/(Expense)	<b>(1,642.92)</b>	1,135.15
<b>Profit before Tax</b>	<b>2,821.13</b>	16,036.73
Provision for Taxation – Current Tax	<b>353.11</b>	2,706.42
Provision for Taxation – Deferred Tax	<b>379.87</b>	690.75
Short/(Excess) provision for Taxation for earlier years	<b>(42.90)</b>	958.06
<b>Net Profit for the year</b>	<b>2,131.05</b>	11,681.50
<b>Net Profit attributable to BPCL</b>	<b>2,131.05</b>	11,681.50
Other Comprehensive Income attributable to BPCL	<b>761.29</b>	402.12
<b>Total Comprehensive Income attributable to BPCL</b>	<b>2,892.34</b>	12,083.62
Group Basic and Diluted Earnings per share attributable to BPCL (₹ per share)	<b>10.01</b>	54.91

## Company Standalone Performance

During the year 2022-23, the refinery throughput at BPCL's refineries at Mumbai, Kochi and Bina was 38.53 MMT, as against 35.89 MMT [including throughput of erstwhile Bharat Oman Refineries Limited (BORL) on

account of merger] achieved in 2021-22. The market sales of the Company increased by 15.08%, from 42.51 MMT in the year 2021-22 to 48.92 MMT in the year 2022-23. The growth in physical parameters was in line with the increase in demand of petroleum products.

<b>COMPANY STANDALONE RESULTS</b>	<b>2022-23</b>	<b>2021-22 (Restated)*</b>
<b>Physical Performance</b>		
Refinery Throughput (MMT)	<b>38.53</b>	35.89
Market Sales (MMT)	<b>48.92</b>	42.51
<b>Financial Performance</b>		₹ in crore
Revenue from Operations	<b>5,33,467.55</b>	4,32,422.48
<b>Profit before Finance Costs, Depreciation, Exceptional Item and Tax</b>	<b>13,140.62</b>	21,655.38
Finance Cost	<b>3,216.48</b>	2,208.81
Depreciation & Amortization expense	<b>6,347.48</b>	5,417.90
<b>Profit before Exceptional Item and Tax</b>	<b>3,576.66</b>	14,028.67
Exceptional Items - Income/(Expense)	<b>(1,359.96)</b>	1,643.07
<b>Profit before Tax</b>	<b>2,216.70</b>	15,671.74
Provision for Taxation - Current Tax	<b>352.18</b>	2,706.34
Provision for Taxation - Deferred Tax	<b>37.32</b>	643.99
Short/(Excess) provision for taxation of earlier years	<b>(42.90)</b>	958.06
<b>Net Profit for the year (A)</b>	<b>1,870.10</b>	11,363.35
Other Comprehensive Income (OCI)	<b>(240.10)</b>	287.82
<b>Total Comprehensive Income for the year</b>	<b>1,630.00</b>	11,651.17
Opening Balance of Retained Earnings (B)	<b>9,062.62</b>	16,009.09
<b>Amount available for Appropriation (A+B)</b>	<b>10,932.72</b>	27,372.44
<b>Appropriations/Others:</b>		
Final Dividend of previous year	<b>1,301.55</b>	12,581.67
Interim Dividends	-	2,169.25
Transfer to Debenture Redemption Reserve	<b>50.00</b>	207.75
Transfer to General Reserve	-	3,000.00
Income from "BPCL Trust for Investment in Shares" #	<b>(19.78)</b>	(224.13)
Income from "BPCL ESPS Trust" #	<b>(2.63)</b>	(36.06)
Re-measurements of Defined Benefit Plans (Net of tax)	<b>277.33</b>	20.89
Effect of merger of BORL	-	590.45
Closing Balance of Retained Earnings	<b>9,326.25</b>	9,062.62
<b>Summarized Cash Flow Statement:</b>		
<b>Cash Flows:</b>		
Inflow/(Outflow) from Operating Activities	<b>10,664.05</b>	20,813.45
Inflow/(Outflow) from Investing Activities	<b>(6,397.31)</b>	(7,743.73)
Inflow/(Outflow) from Financing Activities	<b>(3,665.87)</b>	(18,661.77)
Net increase/(decrease) in cash & cash equivalents	<b>600.87</b>	(5,592.05)

\* Pursuant to merger of Bharat Oman Refineries Limited (BORL) and Bharat Gas Resources Limited (BGRL), the previous period Financial Results have been restated.

# Represents addition to Retained Earnings

BPCL achieved the highest-ever Gross Revenue from Operations of ₹ 5,33,467.55 crore in the year 2022-23, a 23.37% increase from previous year's revenues of ₹ 4,32,422.48 crore. The Profit before Tax for the year was ₹ 2,216.70 crore, as compared to ₹ 15,671.74 crore in the year 2021-22. After providing for Tax (including Deferred Tax, Short/(Excess) provision for previous years) of ₹ 346.60 crore, as against ₹ 4,308.39 crore during the previous year, the Profit after Tax for the year stood at ₹ 1,870.10 crore, as against ₹ 11,363.35 crore in the year 2021-22.

Profit for the current year is lower as compared to the previous year mainly due to the suppressed marketing margins of certain petroleum products, depreciation of the Indian Rupee vis à vis the US dollar and exceptional loss on impairment of Investment in Subsidiary Company in the year 2022-23.

Internal Generation after adjusting Final Dividend of previous year, Depreciation and Deferred Tax during the year was higher at ₹ 8,228.88 crore, as against ₹ 3,827.72 crore (after interim dividend) in the year 2021-22, mainly on account of the final dividend of the year 2020-21 amounting to ₹ 12,581.67 crore paid during the previous year 2021-22.

The Basic and Diluted Earnings per Share amounted to ₹ 8.78 per share for the year 2022-23, as compared to ₹ 53.41 per share for the year 2021-22. The Basic and Diluted Earnings per Share is after adjustment of BPCL shares held by "BPCL Trust for Investment in Shares" and "BPCL ESPS Trust".

BPCL's contribution to the exchequer by way of Taxes, Duties and Dividend during the year 2022-23 amounted to ₹ 1,39,210.62 crore, as against ₹ 1,47,056.92 crore (excluding contribution made by the erstwhile BORL and BGRL in the year 2021-22) in the previous year.

As on March 31, 2023, BPCL's total equity stands at ₹ 51,996.34 crore, as against ₹ 51,645.48 crore at the end of the previous year.

### **Dividend**

The Board of Directors has recommended a dividend of ₹ 4 per share (i.e., @ 40% of the paid-up share capital) for the year 2022-23 on the paid-up share capital of ₹ 2,169.25 crore, amounting to ₹ 867.70 crore.

Pursuant to the Finance Act, 2020, dividend income is taxable in the hands of the shareholders effective April 1,

2020 and the Company is required to deduct tax at source from dividend paid to the Members at prescribed rates as per the Income Tax Act, 1961.

Friday, August 11, 2023 has been fixed as the Record Date for the purpose of payment of dividend on equity shares for the year ended March 31, 2023, if declared at the AGM.

As per Regulation 43A of the Securities and Exchange Board of India (Listing Obligations and Disclosure Requirements) Regulations, 2015, the top thousand listed entities shall formulate a Dividend Distribution Policy. Accordingly, Dividend Distribution Policy has been adopted to set out the parameters and circumstances that will be taken into account by the Board in determining the distribution of Dividend to its shareholders and/or retaining the profit into the business. The policy is available on the Company's website at <https://www.bharatpetroleum.in/bharat-petroleum-for/Investors/DDP%20Final%20File.pdf>

### **Transfer to Reserves**

Out of the amount available in Retained Earnings, an amount of ₹ 50 crore has been transferred to the Debenture Redemption Reserve. Further, ₹ 1,135.09 crore has been transferred from Debenture Redemption Reserve to General Reserve on account of debentures redeemed during the year.

### **MATERIAL CHANGES AND COMMITMENTS AFFECTING THE FINANCIAL POSITION OF THE COMPANY BETWEEN THE END OF THE FINANCIAL YEAR AND THE DATE OF THE REPORT**

#### **Capital infusion through Rights Issue of equity shares**

The Board of Directors has approved the proposal for raising capital up to an amount not exceeding ₹ 18,000 crore. This capital will be raised by way of issue of equity shares on rights issue basis to eligible equity shareholders of the Company as on the record date, as notified by the Board, subject to all statutory approvals and in accordance with all applicable laws, including the Securities and Exchange Board of India (Issue of Capital and Disclosure Requirements) Regulations, 2018, as amended from time to time.

The detailed terms of rights issue including but not limited to the issue price, rights entitlement, timing, and terms of payment will be decided by the Board in the due

course based on the advice of the intermediaries and the approvals from appropriate authorities in this respect.

### **EMPLOYEE STOCK PURCHASE SCHEME (ESPS)**

The Company had formulated an Employee Stock Purchase Scheme (ESPS) in line with SEBI (Share Based Employee Benefits) Regulations, 2014, which was approved by the shareholders in the Annual General Meeting held on September 28, 2020, offering up to 4,33,85,000 fully paid-up equity shares of ₹ 10 each (representing 2% of the paid-up capital) to eligible employees under ESPS.

Based on the terms and conditions of the Scheme, eligible employees were offered 4,33,79,025 fully paid-up equity shares of face value of ₹ 10 each and 3,65,42,077 shares were transferred to 7,868 employees in the year 2021-22, at an issue price of ₹ 126.54 and ₹ 253.08 per share (as applicable) and ₹ 462.48 crore was the consideration received against the issuance of shares.

During the year under review, there has been no change in the BPCL Employee Stock Purchase Scheme 2020 of the Company. The Scheme is in compliance with SEBI (Share Based Employee Benefits and Sweat Equity) Regulations, 2021 and this has been certified by the secretarial auditors of the Company. The certificate of the secretarial auditor can be accessed at <https://www.bharatpetroleum.in/Bharat-Petroleum-For/Investors/Shareholders-Meetings/Annual-General-Meeting.aspx>.

In line with Regulation 14 of the SEBI (Share Based Employee Benefits and Sweat Equity) Regulations, 2021, a statement giving complete details, as on March 31, 2023, is available on the website of the Company at <https://www.bharatpetroleum.in/Bharat-Petroleum-For/Investors/Shareholders-Meetings/Annual-General-Meeting.aspx>

The “BPCL ESPS Trust” held 68,36,948 shares at the end of the year, on behalf of the employees. The Trust did not exercise voting rights in respect of the above shares.

### **Borrowings**

Total Borrowings of the Company as on March 31, 2023 stood at ₹ 35,854.80 crore, as against ₹ 33,614.53 crore as on March 31, 2022.

### **Deposits from Public**

The Company has not accepted any deposit from the public during the year. The amount of deposits, matured but unclaimed, at the end of the year were nil.

### **Capital Expenditure**

Capital Expenditure during the year, including investments in Subsidiaries, Joint Venture Companies (JVCs) and Associates, amounted to ₹ 12,120.33 crore, as compared to ₹ 11,860.16 crore (excluding capital expenditure made by erstwhile BORL and BGRL in the year 2021-22) during previous year.

The Company has entered into a Memorandum of Understanding (MoU) with Government of India for the purpose of performance assessment. Capital Expenditure incurred by the Company together with the proportionate share of Capital Expenditure incurred by its Subsidiaries (Group), JVCs and Associates during the year is ₹ 11,353.13 crore.

### **Comptroller and Auditor General of India’s (C&AG) Audit**

The Comptroller and Auditor General of India’s (C&AG) comment upon or supplement to the Statutory Auditors’ Report on the Accounts for the year ended March 31, 2023 is appended as Annexure E.

As on March 31, 2023, there are nine pending published paras related to the C&AG audit, which are appended as Annexure F.

### **REFINERIES**

In the year 2022-23, BPCL group refineries achieved a total crude throughput of 38.53 MMT vs 35.89 MMT in the previous year. The financial year unfolded with significant challenges to the refineries with uncertainties in crude oil supply posed due to the unprecedented situations caused by the Russia-Ukraine war. BPCL diligently took proactive steps to tide over the situation and drive positive outcomes for the Company.

Continuous improvement initiatives were prioritised across all aspects of group refineries resulting in enhanced operational efficiency, enabling the group refineries to achieve the highest-ever gross refining margin (GRM) of \$20.24/bbl for the financial year 2022-23. The focus on quality control and rigorous testing procedures ensured that the refinery products consistently met or exceeded customer expectations.

The erstwhile BORL’s refinery at Bina, post the merger, is now a new Business Unit of the Company. The inclusion of this third refinery in BPCL’s refining portfolio is enabling optimization of resources, sharing of best practices, and

the creation of a unified vision for the refinery's future growth and success.

During this financial year, the Company's 'Refineries Crude Basket' increased with addition of 5 new Crude Oils, thereby increasing the flexibility of our refining operations. BPCL group refineries can now process total of 106 types of crudes. BPCL's refineries at Kochi and Bina, are capable of processing 100% high sulphur crude.

Three noteworthy projects, viz. installation of a 1.5 MMTPA Kerosene Hydrotreater Unit (KHT), capacity enhancement of Lube Oil Base Stock (LOBS) unit from 300 kilotonnes per annum (KTPA) to 450 KTPA and installation of a De-Aromatized Solvent (DAS) column, were commissioned in Mumbai Refinery (MR) during this financial year. These new units will significantly bolster the business operations and position the Company for future growth.

At refineries, continuous innovation and adaptation emerges as key drivers for sustainable growth. In the previous financial year alone, the Company delivered

### Performance of Refineries

Parameters	Mumbai Refinery	Kochi Refinery	Bina Refinery	Total
Refinery Throughput (MMT)	14.66	16.12	7.75	38.53
Crude Oil Processed (MMT)	14.55	16.02	7.84	38.41
Capacity Utilisation (%)*	121.2	103.3	100.5	108.8
GRM (\$/bbl)	15.20	21.01	28.18	20.24

\*Capacity utilization is the % of Crude oil processed to the design capacity.

a few new specialised products. MR developed and commercialized smokeless kerosene, which has superior combustion quality for heating applications at higher altitudes and caters to the needs of Indian Army. The LOBS product portfolio was increased with the launch of a new specialty product "D40", an industrial solvent.

Through innovation-led process operations, the refineries delivered record-breaking production levels. In the year 2022-23, production of high value products like Motor Spirit (MS), Benzene and Toluene at KR surpassed its past records. Post stabilization of Propylene based Petrochemical Plant units at KR, the production of import substitute niche products was almost doubled this year. Superabsorbent Polymer

(SAP), a new product from the same complex, was launched in July 2022. BR dispatched its first batch of low pour point diesel for use in cold regions by Indian Army. BR also commenced Mineral Turpentine Oil (MTO) transportation via Bina-Kota-Bijwasan Pipeline for the first time, thereby reducing transportation cost. With this, Bina-Kota-Bijwasan Pipeline is now able to handle transportation of five different products.

### MARKETING

The year 2022-23 was a challenging year for BPCL on the marketing front. While the economy was on a recovery path post the COVID pandemic, various geopolitical tensions and uncertainties mired the global and Indian Oil & Gas sector.

During the year 2022-23, BPCL's market sales volume increased by 15.08% to 48.92 MMT, as compared to 42.51 MMT in the previous year. BPCL's market share amongst public sector oil companies stood at 25.07 % as on March 31, 2023, as compared to 24.73% at the end of the previous year. This is the highest-ever sales volume and market share achieved by BPCL.

A detailed discussion of the performance of the Marketing function is given in the Management Discussion & Analysis Report (MDA).

### PIPELINES

BPCL owns a multi-product pipeline network of 2,599 km with a design capacity of 20.9 million metric tonnes per annum (MMTPA) and 937 km of crude pipeline with a design capacity of 7.8 MMTPA.

During the year 2022-23, product pipelines achieved a throughput of 19.06 MMTPA, as against 16.54 MMTPA in the previous year. Crude pipelines achieved a throughput of 7.81 MMTPA, as against 7.42 MMTPA in the previous year. During the year, all standard operating procedures

were strictly followed, resulting in 'nil' fatality and 'nil' Lost Time Accident (LTA).

To enhance the safety and security of its cross-country pipeline network, Fibre Optics based Pipeline Intrusion Detection Systems (PIDS) was commissioned for Mumbai-Kota Pipeline section. With this, the entire 1,389-km Mumbai-Manmad-Bijwasan Pipeline (MMBPL) is now covered under PIDS. A total of 1,245 km of PIDS commissioned in the year 2022-23. PIDS commissioning in Kochi-Coimbatore-Karur Pipeline (CCKPL) section is in progress. By March 2024, a total of 2,520 km of pipelines would be covered under PIDS, which will result in 97% of total product pipelines coverage under PIDS.

## MAJOR PROJECTS

Details of major completed/ongoing projects during the year are given below. Approved project cost indicated for each project is net of input tax credit.

### Projects completed in 2022-23

- **Enhancing production of Lube Oil Base Stock (LOBS) at Mumbai Refinery**

Revamp of LOBS production capacity from 300 TMTPA to 450 TMTPA at Mumbai Refinery to reduce import of LOBS. The project, with an approved cost of ₹ 614 crore was completed in July 2022.

- **Installation of new Kerosene Hydrotreater (KHT) at Mumbai Refinery**

New Kerosene Hydrotreater (KHT) of 1.5 MMTPA capacity, integrated with existing Diesel Hydrotreater (DHT), to produce Aviation Turbine Fuel (ATF) and Kerosene meeting Sulphur specification of max 10 Parts Per Million by Weight (PPMW) and to increase HSD (diesel) production. The project, with an approved cost of ₹ 667.15 crore was completed in December 2022.

- **Development of Coastal Terminal with Railway Siding at Krishnapatnam, Andhra Pradesh**

Setting up of Coastal Terminal of 100 thousand kilolitres (TKL) storage capacity with railway siding at Krishnapatnam port. The project, with an approved cost of ₹ 580.20 crore was completed in December 2022.

- **New Petroleum, Oil, and Lubricants (POL) Depot at Radhanagar (Bokaro), Jharkhand**

Construction of a new POL Depot at Radhanagar (Bokaro) with storage capacity of 22 TKL along with

railway siding to meet the future market demand. This new POL depot is in place of the old Ranchi and Dhanbad depots. The project, with an approved cost of ₹ 247.17 crore, was completed in March 2023.

## Ongoing Projects

- **Integrated 2G + 1G Ethanol Bio-refinery at Bargarh, Odisha**

The project envisages setting up of integrated 2G and 1G Bio-Ethanol plant at Bargarh, Odisha with a cumulative production capacity of 200 kilolitres (KL) of Ethanol per day. The Ethanol produced will be used for blending in Motor Spirit. The approved cost of the project is ₹ 1,397 crore. The project has achieved physical progress of 72.5% as on March 31, 2023 and is scheduled for completion in March 2024.

- **Irugur-Devangonithi Multiproduct Pipeline Project**

The project envisages laying of 352-km-long 16-inch diameter multiproduct cross-country pipeline with a throughput capacity of 3.5 MMTPA from Irugur (Tamil Nadu) to Devangonithi (Karnataka). The activities for Right of Use (RoU) acquisition and permissions from authorities for laying the pipeline are under progress. The approved cost of the project is ₹ 1,724.93 crore. The project is scheduled for completion in October 2025.

- **Multiproduct Pipeline from Krishnapatnam Coastal Terminal to Terminal near Hyderabad**

The project envisages laying of 455-km-long, 16-inch diameter multi-product pipeline with a throughput capacity of 4.4 MMTPA from Krishnapatnam Coastal Terminal to POL Terminal at Malkapur near Hyderabad. The project scope also includes construction of additional tankages at Krishnapatnam and Ongole. The activities for RoU acquisition and permissions from authorities for laying the pipeline are under progress. The approved cost of the project is ₹ 1,925.68 crore. The project is scheduled for completion in March 2025.

- **Common User Facility POL Terminal at Jammu**

The project envisages construction of new POL Terminals at Jammu on Common User Facility (CUF) basis for PSU Oil Marketing Companies (OMCs)

(BPCL, IOCL and HPCL) with BPCL as lead company. The new facility, which will replace the existing old depots of OMCs, will strengthen the marketing logistics infrastructure in Union Territories of Jammu & Kashmir (J&K) and Ladakh to meet present and future volume of the entire J&K and Ladakh and also to cater to the requirements of the Defence Forces. The approved cost of the project is ₹ 676.89 crore. Jobs relating to land development and boundary wall are in progress. The project is scheduled for completion in March 2025.

- **Common User Facility POL Terminal at Sadashibpur (Meramundali), Odisha**

The project envisages setting up a POL Terminal at Sadashibpur (Meramundali), Odisha on Common User Facility (CUF) basis for PSU OMCs, with BPCL as lead company, to meet the demands of Central/North Odisha economically. Currently, PSU OMCs do not have any depot/terminal located centrally, and large volumes are met through long distance road movement from Paradeep Coastal Terminal. The approved cost of the project is ₹ 393.54 crore. Jobs relating to land development and boundary wall are in progress. The project shall be completed in two years from receipt of all statutory approvals and a final go-ahead from OMCs.

- **Augmentation of Cryogenic Facilities at Uran LPG Import Terminal**

The project envisages debottlenecking and augmentation of cryogenic facilities at Uran to meet future import requirement and ensure uninterrupted and smooth supply chain operation to meet growing LPG demand. The approved cost of the project is ₹ 1,164.69 crore. The project has achieved overall physical progress of 22.1% as on March 31, 2023 and is scheduled for completion in April 2025.

- **Lube Oil Blending and Filling Plant at Rasayani**

The project envisages construction of fully automated and efficient Lube Oil Blending and Filling Plant with modern processing facilities at Rasayani as a resitement of existing Wadilube plant. The approved cost of the project is ₹ 423.39 crore. The project has achieved overall physical progress of 40% as on March 31, 2023 and is scheduled for completion in September 2024.

- **Installation of Independent De-Aromatized Solvents (DAS) unit at Mumbai Refinery**

The project envisages setting up an independent train of DAS unit of 200 thousand metric tonnes per annum (TMTPA) capacity to meet growing demand for various grades of specialty De-Aromatized Solvent products such as D40, D60, D110 and D130, in addition to D80 Grade. De-Aromatized Solvents, which are majorly imported, find extensive use in consumer products such as household insecticides, mosquito repellents and aerosols. The approved cost of the project is ₹ 405 crore. The project is scheduled for completion in July 2025.

- **Replacement and Extension of Jetty Pipelines for Kochi Refinery**

The project envisages replacement of old Jetty product pipelines of black and white oil service from Kochi Refinery (KR) to North Jetty Reclamation Pit (NJRP) with Aviation Turbine Fuel (ATF) and HSD lines. The project scope also includes laying a new MS pipeline from NJRP to Cochin Oil Terminal (COT) and modification of ATF tanks, KR tanker loading pumps and associated suction piping, etc. This new pipeline will be an extension of the existing MS (petrol) line from KR to NJRP. The project aims to enhance tanker loading rates, reduce turnaround time for tankers, and ensure uninterrupted product evacuation from KR through coastal routes. The approved cost of the project is ₹ 621.87 crore. The project is scheduled for completion in March 2026.

- **City Gas Distribution (CGD) Projects**

With the merger of Bharat Gas Resources Ltd. (BGRL) with BPCL, and award of 8 new Geographical Areas (GAs) in 11 and 11A City Gas Distribution (CGD) bid rounds, BPCL currently has authorization for laying, building, operating and expansion of CGD network in 25 GAs covering a total of 62 districts across the country for a period of 25 years. The approved cost of all the 25 GAs is ₹ 47,688.00 crore. Activities in all GAs are in progress as per the Minimum Work Programme (MWP) targets.

## RESEARCH AND DEVELOPMENT (R&D)

Research and Development (R&D) plays a pivotal role in today's competitive environment for business growth



and sustainability. In this context, the Intellectual Property Rights generated through focused R&D efforts offer a platform for market differentiation as well as promotion of indigenous technologies towards “Aatmanirbhar Bharat”.

The Corporate Research & Development Centre (CRDC) of BPCL located in Greater Noida, Uttar Pradesh is actively pursuing research in areas such as niche Petrochemicals, Biofuels, Alternate Energy, Green Hydrogen, and Carbon Dioxide mitigation, in addition to conventional oil refining and related processes. The Product & Application Development Centre's (P&AD) R&D team located in Sewree, Mumbai is working on developing novel automotive, industrial and eco-friendly lubricant formulations to meet business demands.

During the year 2022-23, CRDC achieved significant milestones by developing innovative products. These include development of a) PNG stove with higher efficiency b) Agri-grade Superabsorbent Polymer (SAP) for retention of moisture of soil in arid regions, c) Smokeless kerosene for defense applications in high-altitude areas. As a part of import substitute, R&D programs were undertaken to develop pathways to produce niche process chemicals and catalysts using refinery streams. On similar lines, R&D programs were initiated for valorization of Acrylic Acid and Acrylate products. Further, focused efforts were made to valorize biorefinery waste streams for sustainable 1G and 2G biorefinery operation. In this regard, process know-how has been developed for production of biodegradable film for packaging industry and green silica for tyre industry. Likewise, advancements were made in Carbon Capture and Utilization front to accomplish Corporate Net-Zero 2040 vision. In this direction, efforts were continued to develop cost-effective and energy-efficient CO<sub>2</sub> capture processes, while developing processes for converting captured CO<sub>2</sub> to produce value-added chemicals such as methanol, formic acid, etc. A Memorandum of Understanding was signed with Curtin University, Australia to develop applications of novel structured packing, “SPIROPAK”, which offers a very low-pressure drop compared to benchmark structured packings for CO<sub>2</sub>/H<sub>2</sub>S absorption applications.

Additionally, development of novel membrane-less electrolyzer technology was fostered for green hydrogen production and efforts to develop electrolyzer value chain

were continued for indigenous production. As a part of clean fuel program, a) an ethanol-diesel blend has been developed, in collaboration with original equipment manufacturers (OEMs), for automotive and stationary applications, and b) indigenous catalyst formulations for Sustainable Aviation Fuel (SAF) production based on Oil to Jet route were developed successfully.

On the other hand, the R&D wing of P&AD continued its association with major automotive OEMs in the country for developing engine oils of international standards. As a result, the R&D wing of P&AD has developed new product portfolios including long-life heavy-duty diesel engine oil with fuel economy benefit for BS VI trucks and buses, engine oil for higher CC scooters, industrial lubricants using re-refined base oils, premium coolant for indirect cooling for battery electrical vehicles (BEVs) and internal combustion engines (ICEs), engine oil formulated with re-refined base oil and NO<sub>x</sub> reduction agent (Diesel Exhaust Fluid) for Selective Catalytic Reduction (SCR) system-equipped BS IV/BS VI diesel vehicles.

BPCL-R&D efforts were recognized at various prestigious awards during the year 2022-23. Bharat HiGee Deaeration Technology received Ministry of Petroleum & Natural Gas (MoPNG) Best Indigenously Developed Technology Award 2021-2022 and BharatH2Sep Technology received MoPNG Best Innovation in R&D Institute Award 2021-2022.

The focused R&D efforts during the year 2022-23 resulted in the grant of 5 Indian and 2 foreign patents, respectively. On the other hand, 18 new patent applications (5 Indian and 13 foreign) were filed during the year.

In addition to the R&D initiatives in the Company, the business units have undertaken various innovative initiatives in their constant endeavor to improve the processes, increase operational efficiencies and reduce energy consumption.

Some of these innovations are:

Kochi Refinery has carried out process innovation to improve efficiency of Diesel Hydrotreater (DHDT) Charge Heater, leading to fuel savings. Plate-type heat exchangers were installed to increase preheat in Integrated Refinery Expansion Plan (IREP) sour water stripper and Amine Regeneration trains, thereby reducing reboiler steam consumption. Innovative modernization of Standalone Water Supply System (SWSS) 66kV yard and substation was undertaken to ensure reliability of the system.

Mumbai Refinery successfully implemented innovative ideas based on internal studies for Flash steam recovery system using thermo-compressor by utilizing recovered flash steam, packing replacement in Crude Distillation Unit 3 (CDU3) for Vacuum Gas Oil (VGO) T-95 improvement and Flexible and Removable Insulation Covers (FRIC) were provided for steam valves to reduce radiation heat losses and achieve steam savings.

The Business Units have taken forward the Company's flagship digital initiative "Project Anubhav", which is aimed at reinforcing Trust, Convenience and Personalization for our consumers and enhancing efficiencies and transparency in operations. The Customer Engagement Platform (CEP) was implemented to provide exceptional experience to customers while interacting with BPCL across all our business units. CEP also provides innovative cross-selling and up-selling opportunities to the Company. IRIS, the digital nerve centre of BPCL, has been strengthened across Retail, LPG and Industrial & Commercial business units for real-time monitoring of key performance indicator (KPI) and taking immediate action for any exceptions. Customers are now able to avail of various benefits, including loyalty for BPCL products at their fingertips.

Secondary Sales Management (SSM) System was implemented at Lubes BU to ensure discipline in order fulfilment and accountability for each item across the supply chain and the same is integrated with HelloBPCL to enable offerings of retailer and mechanic loyalty programs. The QR code solutions was further strengthened and integrated with SSM to achieve a complete end-to-end traceability of each stock keeping unit (SKU) and to offer dynamic instant rewards to end-customers and reaffirm product genuineness.

UFill, an innovative customer facing initiative, which delivers the promise of "Pure for Sure", ensures that customers have complete control of their fueling with the use of technology. In addition, various other innovations, including Auto Accounting of Own Use Product (HSD, i.e., diesel) quantity in SAP through Terminal Automation System (TAS), retail operations portal, etc. to enhance internal processes, operations and governance were carried out during the year.

Total expenditure on research and development activities and innovation initiatives during the year 2022-23 was ₹ 168.60 crore.

## INDUSTRIAL RELATIONS

BPCL continued its thrust towards maintaining industrial harmony through continuous interface and engagement with Unions. The Unions and the workmen demonstrated their commitment to achieve organizational objectives by partnering in various processes. While the Long-Term Settlements on wages and other matters have been successfully signed with all the eligible marketing unions and majority of the eligible population in Mumbai Refinery, the discussions with non-signatory unions of refineries are in progress. There were no cases of any industrial unrest. All organizational and employee-related issues were handled with a collaborative approach and regular communication was ensured to all employees on all important issues affecting them and BPCL.

## CORPORATE SOCIAL RESPONSIBILITY

Pursuing its Corporate Social Responsibility (CSR) vision, "Be a Model Corporate Entity with Social Responsibility committed to Energizing Lives through Sustainable Development", BPCL is committed to the communities around its business locations and far beyond, through its CSR initiatives.

Through its CSR programs, the Company touches the lives of millions and seeks to make a positive difference in their lives.

Sustainability of the initiatives is at the core of CSR activities factoring in community needs and cultural sensitivities, in the thrust areas of Health & Sanitation, Education, Skill Development, Community Development and Environmental Sustainability.

In the year 2022-23, BPCL undertook various initiative in line with Sustainable Development Goals (SDGs) and national priorities of 'Health & Nutrition' under the thematic area advised by Department of Public Enterprises (DPE).

Annual Report on CSR, including composition of CSR Committee, is enclosed as Annexure B. The details of CSR policy, projects and programs are available on the website of the Company at <https://www.bharatpetroleum.in/social-responsibility/csr-reporting.aspx>

Out of the total CSR allocation of ₹ 190.95 crore for the year 2022-23, ₹ 128.67 crore was spent during the year. The shortfall of ₹ 108.92 crore (including unspent amount of previous financial years) remained unspent because a number of projects were approved during the

second, third, and fourth quarters of the year 2022-23, with implementation spread over more than one year. Further, payments made to implementing agencies are linked to achievement of key deliverables and thus actual expenditure against approved projects rolls beyond the financial year.

CSR amount unspent in the current financial year has been allocated to approved projects and transferred to separate unspent CSR Account as mandated by the Companies Act and the same will be spent in accordance with provision of the said act.

CSR initiatives are largely in and around areas of need, aspirational districts or nearby the Company's business units.

Under the ambit of cancer care, BPCL has taken up cancer care program, promoting preventive care through cancer screening in oral, breast and cervical cancers, while also providing free-of-cost quality cancer treatment to the underprivileged population in 10 Government/charitable hospitals, along with supporting rehabilitation to cancer survivors. More than one lakh beneficiaries have been impacted with this ongoing pan-India program so far.

An initiative has been taken in collaboration with the Government of Assam, with the objective to provide quality and affordable cancer care in Assam and surrounding states. The Hon'ble Prime Minister Shri Narendra Modi inaugurated 7 hospitals on April 28, 2022 at Dibrugarh, Assam, one of which was in the aspirational district of Darrang. Through this initiative, more than 30,000 persons are screened annually for cancer. It also caters to neighbouring districts of Nagaland, wherein around 20,000 persons annually visit for diagnostic and another 2,000 visits for cancer care services. Below poverty patients will be provided these services free of cost.

BPCL is in partnership with District Administration of Cachar, Assam, and Cachar Cancer Hospital & Research Centre. This hospital is the only comprehensive cancer centre for treating various types of cancers and is serving to impoverished communities from southern Assam, mainly from Cachar, Karimganj, Hailakandhi, Dima Hasao districts, Tripura and Western parts of Manipur. Every year, thousands of patients are provided with various cancer care services such as surgical procedures, endoscopy, and palliative care.

BPCL has supported ultra-modern surgical equipment for operation theatres. With the help of these equipment, the Operation Theatre (OT) infrastructure at the hospital has been upgraded. Having been equipped with modern technologies, the hospital carries out quality surgical interventions, which reduces human errors and ensures safety and better treatment of the poor and needy patients.

BPCL is supporting 950 free online expert consultation services through 'Navya' platform to low income cancer patients to register and receive customized treatment plans as per their need, based on their medical reports and any other constrains such as their location, finances or physical condition.

BPCL, under its CSR initiatives, has enabled totally free-of-cost child heart surgeries for needy children with congenital heart disease. BPCL has supported the cause by way of providing critical medical equipment for the hospital in Mumbai and pledged to give new life to additional 150 underprivileged children, who would be treated totally free of cost at Sai Sanjeevani Hospitals in Haryana and Chhattisgarh. Overall, BPCL has enabled 9,000 paediatric cardiac surgeries.

BPCL has supported 10 cardiac ambulances to Brihanmumbai Municipal Corporation (BMC) for emergency and trauma care. BPCL is also running fully functional hospitals at Kochi and Bina Refineries.

BPCL has joined hands with the Government of Gujarat for upgradation and modernisation of the Human and Biological Science Gallery at Science City, Ahmedabad, Gujarat. BPCL has also supported projects of national priorities like reconstruction and restoration of Kedarnath and Badrinath towns and surrounding areas of Uttarakhand.

BPCL has been supporting the health care of inter-state labourers by providing medical care at their doorsteps through the mobile health clinic 'Bandhu'. Free diagnosis by Medical practitioners, free medicines, support for follow-up treatments and awareness talks on health and hygiene are the services provided. This year, the project has reached out to over 15,000 labourers who work in various parts of the district.

Reaching out to the remote tribal settlements in Attappady, BPCL supported the construction of new maternity and neonatal wards in the tribal hospital. The new facilities would improve access to advanced

maternity care and emergency care services to the tribal population at Attappady and reduce infant deaths caused by preventable diseases.

Infrastructure and medical equipment to Government hospitals, palliative care centres and personalized homecare for homebound patients were also among the various health initiatives.

BPCL has provided facility of homeopathy and allopathy clinic for Mahul and Ambapada residents. The clinic caters to various types of patients suffering from paediatric, gynaecological, gastrointestinal, respiratory, skin, endocrine, cardiovascular, and kidney conditions, etc. The project has been going on since 2014. Every year, approximately 5,000 to 6,000 persons have benefitted from the programme.

BPCL has undertaken a host of initiatives to contribute to nation-building. Project Lakshya provides training on wrestling, chess and athletics through trainers to children in rural regions. A 'Sports Summer Camp' was organized at Agasod village, in which nearly 300 children from nearby villages participated.

Project Samatva was initiated to conduct remedial classes for slow learners from villages around Bina, in Madhya Pradesh, which focuses on syllabus and prepares the students for admission by helping them achieve excellence in competitive exams. Students from nearby villages were eligible to receive Government scholarship after clearing the exams.

The initiatives organised by the Company in connection with Swachhata Pakhwada observance from July 1-15, 2022 covered beneficiaries from multiple walks of life and resonated the messages of Swachhata through multiple projects and initiatives, focusing on spreading awareness on the dangers of one-time use of plastic and motivate people to move on to more sustainable alternatives. The initiatives covered more than 25,000 activities, which will directly or indirectly have lasting impact on more than one lakh people.

Mission LiFE (Lifestyle for Environment) is the mission for promoting awareness on seven themes to drive individuals and communities to practice a lifestyle that is synchronous with nature. The theme is driven through the activities in nearby communities, schools, within refineries and township premises.

To commemorate 75 years of India's independence under

Azadi Ka Amrit Mahotsav (AKAM) celebrations, BPCL conducted 117 medical health camps with emphasis of AYUSH (Ayurveda, Yoga and Naturopathy, Unani, Siddha, and Homeopathy), across the length and breadth of the country with the objective of ensuring Jan Bhagidari and outreach to every Indian. More than 15,000 beneficiaries were directly reached out to under this programme. The "Har Ghar Tiranga" campaign was also undertaken under AKAM to encourage people to bring the Tiranga home and to hoist it to mark the 75<sup>th</sup> year of India's independence. To celebrate the occasion, flags were provided to children in the nearby Government schools, colleges and office premises. They were encouraged to hoist the flag in their homes as well.

## PROMOTION OF SPORTS

BPCL sportspersons continued to excel in national as well as international sports arena in the year 2022-23. The Company's sportspersons demonstrated exemplary vigour in the Commonwealth Games (CWG) 2022 held at Birmingham, England. BPCL's promising star Sanil Shetty won the Gold medal in Table Tennis team event.

Adding to the glory, BPCL Hockey players Harmanpreet Singh and Varun Kumar were part of the Indian Hockey Men's Team which bagged the Silver medal in Commonwealth Games (CWG) 2022. Harmanpreet Singh and Varun Kumar were also part of Hockey World Cup 2022 Team, which was held at Bhubaneswar, wherein Harmanpreet Singh led the team. Two more hockey players of the Company, Dipsan Tirkey and S. V. Sunil were part of the Indian Hockey Men's Team which secured the Bronze medal in Asia Cup 2022 held at Jakarta, Indonesia. Exemplifying BPCL's indomitable spirit to contribute to the nation in the sphere of sports, Tushar Khandker, who is an ex-hockey player and an Olympian, undertook a special assignment as assistant coach of the Indian Senior Women's Hockey Team for Women Hockey World Cup held in Netherlands and Spain.

BPCL's Para-Badminton star performer, Manasi Joshi, was the proud recipient of the Arjuna Award. Apart from securing Bronze medals in singles and mixed doubles events at World Championship, she bagged 5 titles and 6 runners-up medals in singles, doubles and mixed doubles events in BWF Para-Badminton World Circuit. BPCL employee, and Olympic Bronze Medalist Manoj Sarkar secured Bronze and Silver medals in singles and doubles events, respectively at Spanish Para-Badminton International 2022, Level 1. He also claimed the Bronze and

Gold medals in singles and doubles events, respectively at Spanish Para-Badminton International 2022, Level 2.

BPCL's ace archer Padma Shri Deepika Kumari won the Silver medal in the Women's Recurve team event at Stage 3 of the Archery World Cup 2022 in Paris, France. In Chess, Grand Master Abhijeet Gupta won the Gold Medal in International Graz Open. In the World Para-Powerlifting Asia Oceania Championship held at Pyeongtaek, Korea, Joby Mathew brought laurels to the nation by claiming 4 Gold medals, thus making history in Men's 59 kg category.

In Cricket, Suryakumar Yadav continued his brilliant form and claimed the World No.1 spot in T-20 cricket. He also made his debut in Test Cricket against Australia in Border-Gavaskar trophy series held at India. The Indian team that retained the trophy after defeating Australia 2-1 in the 2023 series comprised three of the Company's players, viz., Suryakumar Yadav, Shreyas Iyer, and Kuldeep Yadav. Furthermore, BPCL's star player Rahul Tripathi made his debut for the Indian Cricket Team in T-20 Cricket in 2023.

As regards Billiards and Snooker, the year 2022-23 was indeed a remarkable year. Continuing his brilliant form and characteristic blistering attack, S. Shrikrishna claimed the Gold medal at World Six-Red and Team Snooker Championships Malaysia 2022. Manan Chandra won the Silver medal in IBSF World Snooker Championship 2022 (Masters).

### **RESERVATION AND OTHER WELFARE MEASURES FOR SCHEDULED CASTES/SCHEDULED TRIBES/ OTHER BACKWARD CLASSES AND PERSONS WITH DISABILITIES**

BPCL has been following in letter and spirit the Presidential Directives and other guidelines issued from time to time by Ministry of Petroleum & Natural Gas (MoPNG), Ministry of Social Justice and Empowerment and the Department of Public Enterprises relating to reservations/concessions for Scheduled Castes, Scheduled Tribes, Other Backward Classes and Economically Weaker Sections. An adequate monitoring mechanism has been put in place for sustained and effective compliance uniformly across the Company.

Rosters are maintained as per the directives and are regularly inspected by Liaison Officer of the Company as well as Liaison Officer of MoPNG to ensure proper compliance of the directives.

SC/ST and economically backward students are encouraged by awarding scholarship to those pursuing education in secondary school and up to graduation level.

BPCL zestfully amalgamates persons with special abilities in its workforce. The Company complies with provisions under 'The Rights of Persons with Disabilities (RPwD) Act, 2016' relating to providing equal employment opportunities for Persons with Disabilities (PWDs). BPCL has also formulated an 'Equal Opportunity Policy' and complies with the same.

Details relating to representation of SC/ST/OBC/EWS candidates and PWDs are appended as Annexure C.

### **IMPLEMENTATION OF OFFICIAL LANGUAGE POLICY**

In view of the Official Language Policy of the Government of India, business requirements and by considering the needs of the customers, BPCL uses Hindi and other Indian languages significantly for Official Language implementation. BPCL continues to comply diligently with the Annual Programme 2022-23 issued by Department of Official Language, Ministry of Home Affairs, Government of India, towards the implementation of the official language across the Company. The progressive usage of Hindi was reviewed and evaluated on quarterly, half yearly and yearly basis through essential committees, viz., OLIC (Official Language Implementation Committee), TOLIC (Town Official Language Implementation Committee), etc. at different level such as regions, offices, locations, and refineries.

The parliamentary committee carried out inspection in few BPCL offices, and appreciated the efforts being taken by the Company for the implementation of the official language. Hindi training and workshops on the Indic bilingual software, voice-typing, machine translation, etc. were also organized for enhancing levels of compliance. Various initiatives, including Hindi Fortnight/Week, celebration of notable days, milestones, project, pledges of national importance, observance of World Hindi Day, Annual Hindi Coordinators' Meet as well as various competitions, programmes, and culture activities, were organized in Hindi from time to time, with wholehearted participation from employees.

Like every year, several staff members took advantage of the Corporation's Official Language Promotion Scheme this year. Additionally, as a part of promoting Hindi and encouraging employees' children for greater adoption

and use of Hindi, those who appeared for the board exams this year were awarded Official Language prizes for outstanding performance in 'Hindi' subject for 10<sup>th</sup> and 12<sup>th</sup> classes.

BPCL was honored with the first Rajbhasha Protsahan Cup award by MOPNG for the implementation of the official language. The award was presented by the Minister of Petroleum and Natural Gas & Minister of Housing and Urban Affairs, Mr. Hardeep Singh Puri. BPCL also received the prestigious "Saarvashresth Rajbhasha Karyanvayan Puraskar" by Hon'ble Bhagat Singh Koshyari, Governor of Maharashtra. BPCL has also well-deservedly received accolades and special appreciation from TOLIC at various locations, including Chairman's Office, Western Regional Office, Kochi Refinery, State Office Odisha and Panipat Installation for emphatic implementation of Hindi.

### **CITIZEN'S CHARTER, PUBLIC GRIEVANCE REDRESSAL (PG) & CUSTOMER CARE SYSTEM AND RIGHT TO INFORMATION (RTI)**

BPCL strongly believes that customers are the primary reason for its existence, and therefore places them at the center of its business philosophy and operations as a part of its corporate culture. In the present scenario of competitive and rapidly changing market, excellence in customer service is the most important tool for sustained business growth, building strong brand and nurturing relationship with the customer, for which BPCL is always committed.

BPCL has constantly endeavored to set new benchmarks in customer service standards, thereby meeting customer expectations by consistently offering convenience, services and redressing their grievances, if any, through a well-defined mechanism.

#### **Citizen's Charter**

The concept of Citizens' Charter enshrines the trust between the service provider and its users by ensuring responsiveness of the service provider in a transparent and accountable manner. At BPCL, the internal processes are aligned to ensure that every customer receives the best levels of service.

The Citizen's Charter published on BPCL's corporate website provides details of a range of services offered to our customers, with an overview of the marketing activities of the Corporation, policy guidelines and processes on marketing of petroleum products. It covers

the mandate of the Corporation, customer rights with respect to standards, quality, timeframe for service delivery, the grievance redressal mechanism, etc. These service levels are revisited from time to time and updated in line with the changing business needs.

#### **Public Grievance Redressal (PG)**

Public Grievance in BPCL is monitored through Centralized Public Grievance Redress and Monitoring System (CPGRAMS) (<https://www.pgportal.gov.in/>), which is an online web-enabled Portal developed by National Informatics Centre (NIC) and Department of Administrative Reforms and Public Grievances (DARPG).

Grievances received from people through CPGRAMS system are centrally scrutinized at the Corporate Level and sent for redressal to various Business Units/Entities through a well-established online network. The process has an escalation matrix to ensure timely and qualitative closure.

BPCL, with its dedicated team, redressed and closed 4,156 grievances (out of 4,234 grievances, i.e., 98.16%) with an average disposal time of only 12 days as against the norm of 30 days fixed for disposal. BPCL has successfully closed 285 Appeals out of 291 received on CPGRAM portal during the year 2022-23.

#### **Customer Care System (CCS)**

BPCL has a centralized Customer Care System (CCS), which is a single point of contact for all BPCL customers on digital as well as non-digital platforms. SmartLine, BPCL's all India toll-free contact centre for consumers, is a path-breaking initiative in the Indian Oil and Gas industry, and since its launch in 2013, has connected with more than 81 lakh customers.

CCS continues to be the first point of contact for BPCL's ever-increasing customer base for all their queries and grievances. With a strong team of more than hundred members and with latest Customer Relationship Management (CRM) technology as its digital backbone, BPCL is able to service the customers much better by creating a deeper understanding of the customer as well as by presenting a unified interface to customers.

BPCL continues to strive to keep its customers safe and well taken care of with increased use of technology and Artificial Intelligence (AI). Apart from redressal of

customer complaints, the data generated from CCS is used to improve customer service at the grass-root level.

‘EK Call..... Sab Solve’ remains the guiding motto of CCS.

### Right to Information (RTI)

BPCL has been successfully complying with the requirements of RTI Act from the time of its inception in the year 2005 and has implemented all the norms stipulated in the RTI Act, 2005. As required under the Act, all the relevant details and information along with *suo moto* disclosure under section 4(1)(b) have been hosted on the Company’s website [www.bharatpetroleum.in](http://www.bharatpetroleum.in) for better understanding of the public at large.

Along with physical RTI applications, the Company also receives online RTI applications and addresses the same through the RTI online portal at [www.rtionline.gov.in](http://www.rtionline.gov.in), which is a unified RTI portal of the Government of India.

From the year 2005 till March 31, 2023, the Company has successfully handled 50,666 RTI applications, 7,275 First Appeals and 1,240 Second Appeals with Central Information Commission (CIC), thereby maintaining its commitment to transparency and accountability in business operations.

RTI queries were closed on the RTI online portal within the stipulated time limit of 30 days. This ensured that no penalty could be levied for any postal delays. The Company’s team of 49 Central Public Information Officers (CPIOs) and 12 First Appellate Authorities (FAA) are spread across the country, covering major BUs like Retail, LPG, Aviation, Mumbai Refinery, Kochi Refinery and entities like HR and International Trade, thereby ensuring smooth handling of RTI queries.

During the year 2022-23, BPCL received 2,570 RTI queries, 482 First Appeals and 113 Second Appeals (CIC Hearings) and all have been processed.

### PUBLIC PROCUREMENT: MICRO & SMALL ENTERPRISES

BPCL’s Central Procurement Organization (Marketing) [CPO (M)] procured goods and services worth ₹16,883.13 crore. This includes the company’s requirement of Ethanol for blending with petrol, purchases and contracts for LPG, Retail, Lube and Industrial & Commercial business units (BUs) as well as for entities like Pipelines, Information Systems,

Engineering & Project, Human Resource Services (HRS) and New Businesses. Additionally, tenders for disposal of scrap worth ₹321.02 crore were also finalized for marketing locations. As part of Ethanol Blending Program of Government of India, CPO (M) also anchored and finalized industry tenders of Ethanol amounting to ₹39,657 crore for the 11<sup>th</sup> consecutive year. 100% of the tenders are floated either through e-tendering mode or through Government e-Marketplace (GeM).

The Company registered a 115% rise in procurement of goods and services through GeM during the year as compared to the previous year – from ₹1,078.33 crore to ₹2,318.52 crore.

The Company abides by the Public Procurement Policy for Micro and Small Enterprises (MSE) Order 2012 and its subsequent amendments. During the year 2022-23, BPCL’s total procurement value of goods and services, excluding work contracts, where MSEs could have participated was ₹8,736.65 Crore. The actual procurement value from MSEs was ₹3,203.02 Crore, i.e., an achievement of 36.66%, which exceeds the target of 25%. General Conditions of Contract (GCC) and General Purchase Conditions (GPC) of all tenders have purchase preference clauses for MSEs. BPCL also offers Trades Receivable Discounting Scheme (TReDS) to its MSME vendors.

BPCL conducted online vendor development programmes for MSE SC/ST and MSE women, wherein over 200 vendors participated and benefitted from detailed presentations by Asst. Director, MSME-DI, Aurangabad on benefits of Public Procurement Policy for MSEs. BPCL also participated in 8 MSME Vendor Development Programs organized by Director MSME, Maharashtra/MSME Development Institute in Aurangabad, Nagpur, Mumbai, Kankavali and other locations. A “Premier Vendor Workshop” was held during December 2022, wherein vendors of BPCL were invited and their knowledge was enriched by various presentations on current and future business requirements of BPCL as well as emerging technologies.

### VIGILANCE

Vigilance administration in BPCL is an integral part of the management for ensuring good governance in the organization. The motto of the department is “Vigilance for Corporate Excellence”. Vigilance department

promotes corporate governance by ensuring transparency, ethics and integrity in thoughts and deeds to make BPCL an organization known for zero tolerance for corruption.

Vigilance department is headed by Chief Vigilance Officer (CVO) and supported by a Vigilance team located at the headquarters, regions and refineries. The CVO acts as an advisor to the CMD in all matters pertaining to vigilance. The CVO is also the nodal officer of the Company for interaction with Central Vigilance Commission (CVC) and Central Bureau of Investigation (CBI).

The vigilance mechanism is based on the Vigilance Manual/policy circulars of CVC, instructions issued by Department of Personnel and Training (DoPT) and Ministry of Petroleum & Natural Gas (MoPNG). Annual and quarterly performance reports are furnished to CVC and MoPNG of the work done on vigilance matters.

Vigilance in BPCL strives to enhance the ethical standards of the organization and encourage good corporate governance through an effective balance of Punitive, Preventive and Participative vigilance measures.

We have dedicated maximum resources this year in promoting Preventing Vigilance as a primary tool. Raising awareness about good governance and ethical mindset has been quintessential and therefore Vigilance has regular interactions with employees through induction trainings and mid-career trainings. These sessions have aimed at enhancing knowledge and awareness on the operational aspects of various circulars/guidelines/SOPs issued by BPCL, CVC and MoPNG and common lapses committed. In all, 96 training sessions were held, covering 2,526 persons during the year 2022-23.

Punitive Vigilance for commission of misconduct and other malpractices is certainly important vigilance function. Investigation of complaints with specific reference to those having vigilance overtones have been carried out diligently. The Vigilance function closely interacts with Businesses/Entities to ensure all facets are covered while arriving at justified conclusions of cases. Emphasis was laid on early completion of investigations and concluding the same.

Vigilance took effective action on complaints with the purpose of safeguarding the interests of stakeholders. Emphasis was laid on early completion of investigations and concluding the same. A summary of investigative

complaints handled by Vigilance during the year 2022-23 is given below:

Opening balance (as on 01.04.2022)	Investigation during the Year	Total	Disposed of during the Year	Closing Balance (as on 31.03.2023)
48	29	77	43	34

Vigilance Awareness Week with the theme ‘Corruption-Free India for a Developed Nation’ was observed across the country from October 31, 2022 to November 6, 2022. During the week, a variety of programs were carried out across the country to spread the theme and bring awareness amongst the stakeholders. viz., walkathon/cyclathon, seminar/webinar, school functions, vendor/transporter/customer meet, Gram Panchayat events, Integrity Jingle at retail outlets, etc.

In an effort to engage with all stakeholders within BPCL with an intention to ‘inform, educate and enroll’, from this year the magazine ‘Vigilance Plus’ was released every quarter.

## SUBSIDIARIES, JOINT VENTURES AND ASSOCIATE COMPANIES

BPCL has 2 subsidiaries and 22 Joint Venture Companies and Associate Companies as on March 31, 2023.

Details of Company that has become a Subsidiary during the year 2022-23	Nil
Details of Company that has become a Joint Venture/ Associate during the year 2022-23	Nil
Details of Company that has ceased to be a Subsidiary during the year 2022-23	2
Details of Company that has ceased to be a Joint Venture/Associate during the year 2022-23	Nil

Pursuant to order of the Ministry of Corporate Affairs dated June 22, 2022 and its subsequent filing with the respective Registrar of Companies, Bharat Oman Refineries Limited, which was a wholly owned subsidiary of BPCL, merged with BPCL with effect from July 1, 2022.

Pursuant to order of the Ministry of Corporate Affairs dated August 8, 2022 and its subsequent filing with the respective Registrar of Companies, Bharat Gas Resources



Limited, which was a wholly owned subsidiary of BPCL, merged with BPCL with effect from August 16, 2022.

A separate statement containing the salient features of the financial statements of Subsidiaries/Associates/Joint Venture Companies in Form AOC-1 pursuant to provisions of Section 129 (3) of the Act, is attached along with the financial statement.

The Company has placed its financial statements including Consolidated Financial Statements and all other documents required to be attached thereto, on its website [www.bharatpetroleum.in](http://www.bharatpetroleum.in) as per Section 136(1) of the Act. Further, the Company has also placed separate Annual Reports/audited accounts in respect of each of its Subsidiaries in its above website. A copy of the said documents are available for inspection and will be provided to any shareholder of the Company who asks for it.

The policy for determining material Subsidiaries is posted on the Company's website at the link: <https://www.bharatpetroleum.in/images/files/Policy%20for%20%20Material%20Subsidiaries.pdf>

## **BPCL SUBSIDIARY COMPANIES**

### **BHARAT PETRORESOURCES LIMITED (BPRL)**

BPRL was incorporated in October 2006 as a 100% subsidiary of BPCL to undertake upstream activities.

As on March 31, 2023, BPCL's investment is ₹9,475 crore in the equity capital of BPRL (apart from equity component of ₹126.37 crore recognised on fair valuation of concessional rate loan given to BPRL). In addition to this, the Company has given a loan of ₹455 crore to this subsidiary. BPRL has recorded a consolidated income of ₹246.93 crore and a consolidated loss of ₹1,062.65 crore for the financial year ending March 31, 2023.

BPRL has Participating Interest (PI) in 17 blocks, of which 8 are in India and 9 overseas, along with equity stake in two Russian entities holding the license to four producing blocks in Russia. Five of the 8 blocks in India were acquired under different rounds of New Exploration Licensing Policy (NELP), one block was awarded under Discovered Small Fields (DSF) Bid Round 1 and two blocks were awarded under the Open Acreage Licensing Policy (OALP) Bid Round I. Out of 9 overseas blocks, 5 are in Brazil, 2 in United Arab Emirates and one each in Mozambique and Indonesia.

The blocks of BPRL are in various stages of exploration, appraisal, development and production. The total acreage held by BPRL and its subsidiaries is around 21,358 sq. km, of which approximately 50% is offshore.

During the year 2022-23, out of BPRL's share of equity crude oil from Lower Zakum Concession in UAE, approximately 4.4 million barrels of crude oil was lifted by BPCL group refineries. In Ruwais Discovery in UAE, the drilling and testing of appraisal wells has been completed and presence of hydrocarbons has been established. The final Field Development Plan (FDP) for Ruwais discovery was submitted to the Regulator on October 4, 2022. Currently, Production Concession Agreement and Asset Usage Agreement are being finalized in discussion with ADNOC.

In BM-SEAL-11 Concession in Brazil, subsequent to the Declaration of Commerciality (DoC) in December 2021, the FDPs have been submitted to ANP (Brazilian Regulator) in November 2022. The concessionaires are progressing towards procurement of Floating Production Storage Offloading (FPSO) unit and other long lead items for the project.

In Offshore Area 1, Rovuma Basin, Mozambique, while the construction activities in the 2-Train Golfinho-Atum LNG Project were progressing as per schedule, security incidents in the region led to declaration of Force Majeure at the beginning of the year 2021-22. The Government of Mozambique is working towards reestablishment of peace and resolving the security situation. Mozambican military along with joint forces from Rwanda and Southern African Development Community (SADC) continue their operations in the region. In order to contribute to the stabilization of the livelihood of the communities in Northern Cabo Delgado, the project has developed a comprehensive socio-economic initiative aimed at generating revenues for the communities, developing the local economy, preserving the biodiversity and promoting human rights. There has been an improvement in the security situation, and the project is expected to restart after satisfactory assurances regarding the security in Cabo Delgado province, the revised costs of the project and human rights.

In respect of Indian blocks, the block CY-ONN-2002/2, located in Cauvery Basin, Tamil Nadu currently has six producing wells. During the year 2022-23, BPRL's share of production from the block was 28 thousand tonnes of oil.

In BPRL's Indian OALP Operated block, CB-ONHP-2017/9, located in onshore Cambay Basin, Gujarat, exploration drilling prospects have been identified and activities are planned towards the minimum work program.

The PI in respect of blocks in India are held directly by BPRL. PI in respect of blocks in Brazil, Mozambique, Indonesia and UAE and equity stake in two Russian entities are held through various step-down wholly owned subsidiaries/JVs of the wholly owned subsidiaries located in the Netherlands and Singapore.

A detailed discussion on the blocks is given in the Management Discussion & Analysis Report (MDA).

### **BHARAT OMAN REFINERIES LIMITED (BORL)**

Bharat Oman Refineries Ltd (BORL) was a subsidiary company of BPCL. Pursuant to order of the Ministry of Corporate Affairs dated June 22, 2022 and its subsequent filing with the respective Registrar of Companies, BORL has been merged with BPCL with effect from July 1, 2022.

### **BHARAT GAS RESOURCES LIMITED (BGRL)**

Bharat Gas Resources Ltd. (BGRL) was a subsidiary company of BPCL. Pursuant to order of the Ministry of Corporate Affairs dated August 8, 2022 and its subsequent filing with the respective Registrar of Companies, BGRL has been merged with BPCL with effect from August 16, 2022.

### **BPCL-KIAL FUEL FARM PRIVATE LIMITED (BKFFPL)**

BKFFPL was incorporated in May 2015 with an equity participation of 74% by BPCL and 26% by Kannur International Airport Limited. The company was formed to design, construct, commission, and operate the fuel farm at Kannur International Airport for the supply of Aviation Turbine Fuel (ATF) on an exclusive basis. The fuel farm started operating from December 2018, along with the commissioning of Kannur International Airport. As on March 31, 2023, the authorized share capital of the company is ₹ 50 crore and paid-up share capital is ₹ 9 crore. During the year 2022-23, the fuel throughput was 40,525.30 KL. The company earned revenue from operations of ₹ 10.62 crore in the year 2022-23 and the profit during the period was ₹ 0.99 crore.

BKFFPL is being managed under a joint control mechanism. Hence, in the consolidated financial statements of the group for the period ending March 31, 2023, the financials have been consolidated as joint venture as per the principles of Indian Accounting Standards.

## **BPCL JOINT VENTURE COMPANIES AND ASSOCIATES**

### **PETRONET LNG LIMITED (PLL)**

PLL was formed in April 1998 for importing Liquefied Natural gas (LNG) and setting up a LNG terminal with facilities like jetty, storage, regasification, etc. to supply natural gas to various industries in the country. The company has an authorized share capital of ₹ 3,000 crore and paid-up share capital of ₹ 1,500 crore. PLL was promoted by four public sector companies, viz., BPCL, Indian Oil Corporation Limited (IOCL), Oil and Natural Gas Corporation Limited (ONGC) and GAIL (India) Limited. Each of the promoters holds 12.5% of the equity capital of PLL. BPCL's equity investment in PLL currently stands at ₹ 98.75 crore.

PLL recorded consolidated revenue from operations of ₹ 59,899.35 crore during the year 2022-23, as against ₹ 43,168.57 crore recorded in the year 2021-22. The consolidated profit for the year stood at ₹ 3,325.82 crore, as compared to ₹ 3,438.12 crore during the year 2021-22. The consolidated EPS for the year 2022-23 is ₹ 22.17, as compared to ₹ 22.92 in the year 2021-22. During the year 2022-23, PLL recommended a final dividend of ₹ 3.00 per share, in addition to special interim dividend of ₹ 7.00 per share during the year. In the previous year, PLL had declared a special interim dividend of ₹ 7.00 per share and a final dividend of ₹ 4.50 per share.

### **INDRAPRASTHA GAS LIMITED (IGL)**

IGL is a joint venture company promoted by BPCL and GAIL and it was set up in December 1998. IGL is a City Gas Distribution (CGD) company supplying natural gas to transport, domestic, commercial and industrial consumers. The operations of IGL are spread over NCT of Delhi, Noida and Greater Noida, Ghaziabad and Hapur, Gurugram, Meerut (except areas already authorized), Shamli, Muzaffarnagar, Karnal, Rewari, Kanpur (except areas already authorized), Hamirpur-Fatehpur districts, Kaithal, Ajmer, Pali, Rajsamand, Banda, Chitrakoot and Mahoba districts. IGL also holds 50% of equity in M/s. Central UP Gas Limited, Kanpur and M/s. Maharashtra Natural Gas Limited, Pune, which are the joint venture companies promoted by BPCL and GAIL.

The paid-up share capital of IGL is ₹ 140 crore. BPCL had invested ₹ 31.50 crore for 22.5% stake in its equity. The company added 81 new Compressed Natural Gas (CNG) stations and 3.10 lakh new Piped Natural Gas (PNG)

domestic connections during the year. As on March 31, 2023, IGL has 792 CNG stations and 23.70 lakh PNG domestic connections.

IGL has registered revenue from operations of ₹ 15,603.02 crore and profit of ₹ 1,639.65 crore for the year ending March 31, 2023, as compared to revenue from operations of ₹ 8,484.73 crore and profit of ₹ 1,502.27 crore in the previous year. The EPS for the year stood at ₹ 23.42, as against ₹ 21.46 in the year 2021-22. The IGL Board declared an interim dividend of ₹ 13 per share during the year. In the previous year, IGL had declared a final dividend of ₹ 5.50 per share.

### **SABARMATI GAS LIMITED (SGL)**

SGL, a joint venture company promoted by BPCL and Gujarat State Petroleum Corporation (GSPC), was incorporated in June 2006 with an authorized share capital of ₹ 100 crore for implementing City Gas Distribution projects for supply of CNG to the household, automobile, industrial and commercial sectors in Gandhinagar, Mehsana, Aravali, Sabarkantha and Patan districts of Gujarat. The paid-up share capital of the company is ₹ 20 crore. As on March 31, 2023, BPCL has a stake of 49.94% in the equity capital of SGL. SGL has set up 161 CNG stations and is supplying PNG (Domestic) to 2.69 lakh customers. During the year 2022-23, the company commissioned 3 CNG stations. SGL achieved a turnover of ₹ 2,383.84 crore and profit of ₹ 322.00 crore for the year ending March 31, 2023, as against ₹ 1,900.46 crore and ₹ 346.48 crore, respectively for the previous year. The EPS for the year stood at ₹ 161.00 as against ₹ 173.24 in the year 2021-22. The company declared an interim dividend of ₹ 60 per share during the year. In the previous year, SGL had declared a final dividend of ₹ 40 per share.

### **CENTRAL UP GAS LIMITED (CUGL)**

CUGL is a joint venture company set up in February 2005 with GAIL as the other partner for implementing projects for supply of CNG to the automobile sector and PNG to the household, industrial and commercial sectors in Kanpur (including parts of Unnao district), Bareilly and Jhansi in Uttar Pradesh. The company has an authorized share capital of ₹ 60 crore as on March 31, 2023. The joint venture partners have each invested ₹ 15 crore for an equity stake of 25% each in the company, while the balance 50% is held by IGL. As on March 31, 2023, CUGL has 85 CNG stations. CUGL has achieved revenue from

operations of ₹ 746.91 crore and profit of ₹ 85.36 crore for the year ending March 31, 2023, as against ₹ 509.49 crore and ₹ 118.83 crore, respectively, for the previous year. The EPS for the year stood at ₹ 14.23, as against ₹ 19.80 in the year 2021-22. The company recommended a final dividend of ₹ 4.10 per share for the year 2022-23. In the previous year, CUGL had declared an interim dividend of ₹ 1.00 per share and a final dividend of ₹ 3.00 per share.

### **MAHARASHTRA NATURAL GAS LIMITED (MNGL)**

MNGL was set up in January 2006 as a joint venture company with GAIL for implementing the project for supply of natural gas to the household, industrial, commercial and automobile sectors in Pune and its nearby areas. The company was incorporated with an authorised share capital of ₹ 100 crore. The paid-up share capital of the company is ₹ 100 crore. BPCL and GAIL have invested ₹ 22.50 crore each in MNGL's equity capital. Maharashtra Industrial Development Corporation (MIDC), as a nominee of Maharashtra Government, holds 5% equity and the balance 50% is held by IGL.

MNGL, while strengthening its roots in the existing authorized GA covering Pune and adjoining areas, is also growing in the Nashik GA and Sindhudurg GA in Maharashtra and Ramanagara GA in the state of Karnataka, which were awarded by Petroleum and Natural Gas Regulatory Board (PNGRB) under the 9<sup>th</sup> CGD Bidding Round. MNGL has achieved an average sales of 1.24 million metric standard cubic meters per Day (MMSCMD) in the year 2022-23, resulting in a stupendous volume growth of over 25% w.r.t. the previous year. The company has commenced sales in the GA of Buldhana, Nanded and Parbhani districts in Maharashtra and Nizamabad, Adilabad, Nirmal, Mancherial, as well as Kumuram Bheem Asifabad and Kamareddy districts in Telangana, secured under 11<sup>th</sup> Round within the first year. Within less than one year of commissioning India's largest LNG-LCNG Station at Nashik, it is the first and only such LNG-LCNG station in India to consistently achieve a throughput of 1,00,000 standard cubic meters per day (SCMD), which is highest in India for any CGD entity.

MNGL has set up 202 CNG stations and is supplying PNG (Domestic) to 6.90 lakh customers. MNGL has achieved revenue from operations of ₹ 2700.19 crore and profit of ₹ 421.09 crore for the year ending March 31, 2023, as against revenue of ₹ 1,381.41 crore and profit of ₹ 332.62 crore, respectively, in the previous year. The EPS for the

year 2022-23 stood at ₹ 42.13, as against ₹ 33.26 in the year 2021-22. The MNGL Board recommended a final dividend of ₹ 12 per share for the year, as against ₹ 10 per share in the previous year.

#### **HARIDWAR NATURAL GAS PRIVATE LIMITED (HNGPL)**

HNGPL was incorporated in April 2016 as a joint venture company with GAIL Gas Limited on a 50:50 basis for implementation of a CGD network in the GA of Haridwar District of Uttarakhand. As on March 31, 2023, the authorized share capital of the company is ₹ 90 crore and paid-up share capital is ₹ 44.40 crore. Additionally, the company has received share application money of ₹ 42.76 crore on a Rights issue, which was pending for allotment as on March 31, 2023. HNGPL received ₹ 30 crore inter-corporate loan from the joint venture partners in the year 2020-21, against which the principal amount of ₹ 22.50 crore is outstanding as on March 31, 2023. The five-year Minimum Work Programme (MWP) target as per PNGRB authorisation of 16,905 domestic PNG connections and 830-inch-km pipeline was achieved by the company in 2020-21. As on March 31, 2023, the company has provided 25,000 domestic connections and laid around 1,348-inch-km pipeline. Further, the company has set up 7 CNG stations. HNGPL achieved revenue from operations of ₹ 91.74 crore and profit of ₹ 2.27 crore for the year ending March 31, 2023, as against a revenue of ₹ 45.76 crore and profit of ₹ 3.34 crore in the previous year.

#### **GOA NATURAL GAS PRIVATE LIMITED (GNGPL)**

GNGPL was incorporated in January 2017 as a joint venture company with GAIL Gas Limited on a 50:50 basis for implementation of a City Gas Distribution Project in the GA of North Goa. The authorized share capital of the company is ₹ 80 crore as on March 31, 2023 and the promoters have infused ₹ 40 crore each towards equity as on March 31, 2023. The company has already achieved its five-year MWP target of providing 9,588 domestic connections and laying 650-inch-km pipeline. As on March 31, 2023, the company has provided gas to 3432 domestic connection and laid around 692.35-inch-km pipeline in the North Goa GA. Further, the company has commissioned 7 CNG Stations in North Goa and is supplying gas to 14 commercial and 23 industrial PNG customers. GNGPL achieved revenue from operations of ₹ 78.98 crore and profit of ₹ 1.78 crore for the year ending March 31,

2023, as against a revenue of ₹ 36.17 crore and profit of ₹ 0.20 crore in the previous year.

#### **BHARAT STARS SERVICES PRIVATE LIMITED (BSSPL)**

BSSPL, a joint venture company promoted by BPCL and ST Airport Pte Ltd, Singapore, was incorporated in September 2007. BSSPL is a service provider and is associated with the aviation industry. The authorized and paid-up share capital of BSSPL is ₹ 20 crore. The two promoters have each subscribed to 50% of the equity share capital of BSSPL and BPCL's present investment stands at ₹ 10 crore. BSSPL also has a wholly owned subsidiary named Bharat Stars Services (Delhi) Private Limited, which is providing into-plane (ITP) services at Delhi T-3 International Airport.

The company commenced its ITP operations at Bangalore in 2008. BSSPL has now increased its footprints at different airports across India, which includes major airports like Delhi, Mumbai, Bangalore and Chennai. BSSPL also provides business support services (man-power services for fueling operation) in the petroleum sector. Presently, the company is operating at 58 locations in India. BSSPL has achieved a consolidated revenue from operations of ₹ 63.78 crore and a consolidated profit of ₹ 2.72 crore for the financial year ending March 31, 2023, as against a consolidated revenue from operations of ₹ 37.59 crore and a consolidated loss of ₹ 5.12 crore, respectively, for the previous year.

#### **DELHI AVIATION FUEL FACILITY PRIVATE LIMITED (DAFFPL)**

A joint venture company, DAFFPL has been promoted by BPCL, IOCL and Delhi International Airport Limited (DIAL) for implementing open-access aviation fuel facility for the new T3, T2 and Cargo terminals at Delhi International Airport. Setting up of Aviation Hydrant System at the T1 terminal of Delhi International Airport is on the verge of completion. The authorized and paid-up share capital of the company is ₹ 170 crore and ₹ 164 crore, respectively. BPCL and IOCL each have subscribed to 37% of the share capital of the joint venture, while the balance 26% is held by DIAL. DAFFPL achieved revenue from operations of ₹ 86.50 crore and profit of ₹ 23.09 crore for the year ending on March 31, 2023, as against revenue of ₹ 72.19 crore and net loss of ₹ 5.33 crore, respectively, during the previous year. The EPS for the year stood at ₹ 1.41, as against ₹ (0.33) in the year 2021-22. The company recommended an interim dividend of ₹ 0.43 per share

and final dividend of ₹0.98 per share for the year, as against nil dividend during the previous year.

### **MUMBAI AVIATION FUEL FARM FACILITY PRIVATE LIMITED (MAFFFL)**

MAFFFL was incorporated in February 2010 by Mumbai International Airport Limited (MIAL). BPCL, IOCL and HPCL became joint venture partners with MIAL in October 2014, with each having an equity holding of 25%. Presently, BPCL has invested an amount of ₹52.92 crore towards equity. MAFFFL started its operations from February 2015. The business of the company is to own, operate and maintain aviation fuel farm facilities and to provide into-plane services at Chhatrapati Shivaji Maharaj International Airport (CSMIA), Mumbai. The facility is being operated on an open-access basis. The revenue to MAFFFL is by way of Fuel Infrastructure Charges, payable by the suppliers for utilizing the facility.

MAFFFL achieved a throughput of 12.12 lakh KL during the year 2022-23, which is an increase of 62% from 7.47 lakh KL during the previous year. The increase is due to continuing recovery in the aviation sector on account of containment of COVID-19 and lifting of travel restrictions worldwide. MAFFFL achieved revenue from operations of ₹110.31 crore and profit of ₹32.01 crore for the year ending on March 31, 2023 as against revenue of ₹59.90 crore and profit of ₹9.58 crore, respectively, during the previous year. EPS for the year 2022-23 stood at ₹1.51, as against ₹0.45 in the year 2021-22.

### **KANNUR INTERNATIONAL AIRPORT LIMITED (KIAL)**

KIAL is an unlisted public company promoted by the Government of Kerala to build and operate the airport at Kannur on international standards, primarily to cater to the travelling needs of the large NRI population in the region, which travels frequently to various international destinations, as well as the flourishing business community and tourists. The authorised share capital of the company is ₹3,500 crore and the paid-up share capital of the company as on March 31, 2023 is ₹1,338.39 crore, out of which BPCL has contributed ₹216.80 crore. Kannur Airport was commissioned in December 2018 and it is one of the four international airports in Kerala. During the year 2022-23, total aircraft movements were 11,939 and passenger traffic was approximately 12.46 lakh, as against 9,761 aircraft movements and approximate passenger traffic of 8.03 lakh in the previous year. This increase in air traffic movement compared to

the previous year corresponds to a recovery of more than 22% compared to the pre-COVID-19 scenario.

### **MATRIX BHARAT PTE LIMITED (MXB)**

MXB is a joint venture company incorporated in Singapore in May 2008 for carrying out bunkering business and supply of marine lubricants in Singapore market as well as international bunkering, including expanding into Asian and Middle East markets. The company has been promoted by BPCL and Matrix Marine Fuels L.P. USA, an affiliate of the Mabanaf group of companies, Hamburg, Germany, contributing equally to the share capital of USD 4 million. Matrix Marine Fuels L.P. USA has subsequently transferred their share and interest in the joint venture in favour of Matrix Marine Fuels Pte Ltd Singapore, another affiliate of the Mabanaf group, which has been further transferred in favour of Bomin International Holding GmbH, Germany, yet another affiliate of the Mabanaf group. In March 2021, MXB carried out capital reduction and the revised share capital of MXB stands at USD 0.50 million, with BPCL's share being USD 0.25 million. The company is not carrying out trading activities and is in the process of commencing liquidation. The company has a branch office in India, whose principal activities were to provide support services to the Company. The company has ceased its operations in India since July 2020 and is in the final stages of winding up of its branch office. MXB reported a loss of USD 0.04 million for the year ending December 31, 2022, as against a loss of USD 0.03 million for the year ending December 31, 2021.

### **KOCHI SALEM PIPELINE PRIVATE LIMITED (KSPPL)**

BPCL signed a joint venture agreement with IOCL for implementation of the Kochi-Coimbatore-Salem LPG Pipeline Project and formed a joint venture company KSPPL in January 2015 on a 50:50 basis. As on March 31, 2023, BPCL has paid an amount of ₹560.64 crore towards equity in the company. The project is being executed in four phases. The first phase is a 12-km 12-inch pipeline from Kochi Refinery (KR) to IOCL Udayamperoor Bottling Plant and a 152.3 km 12-inch pipeline from KR to Palakkad Receipt Terminal (RT). The 12-km pipeline from KR Dispatch Terminal (DT) to the Udayamperoor RT was commissioned in August 2017 and during the year 2022-23, 184.92 TMT of LPG was transported through this pipeline, as against a quantity of 132.51 TMT in the year 2021-22. With respect to the 152.3 km pipeline from BPCL-KR DT to Palakkad RT, the

pipeline laying has been completed for 152.28 km, and the overall physical progress achieved as on March 31, 2023 is 98%. The second phase is a 38.6-km 12-inch pipeline from Puthuvypeen IOCL import terminal to KR. The overall physical progress achieved for this section is 95%. The third and fourth phases are a 63-km 12-inch pipeline from Palakkad RT to Coimbatore RT and a 157-km 8-inch pipeline from Coimbatore RT to Salem RT. 80% of Detailed Engineering Survey is completed and the process of obtaining crossing permissions is underway for the third phase of the pipeline from Palakkad RT to Coimbatore RT. With respect to the fourth phase of the pipeline from Coimbatore RT to Salem RT, activities for route survey and for obtaining along/crossing permissions are in progress.

### **GSPL INDIA TRANSCO LTD (GITL)**

GITL is a joint venture of Gujarat State Petronet Ltd. (GSPL), IOCL, BPCL and HPCL. GSPL has 52% equity participation in the company and the balance equity is held by IOCL (26%), HPCL (11%) and BPCL (11%).

GITL has been authorised to lay 1,881-km-long pipeline from Mallavaram to Bhilwara. The initial section of the project from Reliance Gas Transmission India Limited's interconnection point at Kunchanapalli to Ramagundam Fertilizers & Chemicals Limited's plant at Ramagundam is in operation since 2019-20. During the year 2022-23, the company transported approximately 586 MMSCM of gas, as against 444 MMSCM in the previous year. GITL has reported revenue from operations of ₹ 103.71 crore and a loss of ₹ 11.85 crore for the year ending March 31, 2023, as against revenue from operations of ₹ 84.90 crore and loss of ₹ 155.56 crore in the previous year.

### **GSPL INDIA GASNET LIMITED (GIGL)**

GIGL is a joint venture of Gujarat State Petronet Ltd. (GSPL), IOCL, BPCL and HPCL. GSPL has 52% equity participation in the company and the balance equity is held by IOCL (26%), HPCL (11%) and BPCL (11%).

GIGL has been authorised to lay two cross-country gas pipelines, viz., Mehsana-Bathinda Pipeline (MBPL) and Bathinda-Gurdaspur (BGPL). The initial sections of the project covering approximately 442 km, viz., Barmer-Pali Pipeline, Palanpur-Pali Pipeline and Jalandhar-Amritsar Pipeline are in operation since 2018-19. The company has successfully commissioned all sections of MBPL Phase II Project, covering 837 KMs out of 940 KMs

except Section V (Punjab). During the year 2022-23, the company has transported about 1246.26 MMSCM of gas, as against approximately 1,328.56 MMSCM in the previous year. GIGL has reported revenue from operations of ₹ 212.80 crore and loss of ₹ 158.36 crore for the year ending March 31, 2023, as against revenue from operations of ₹ 228.47 crore and profit of ₹ 73.36 crore in the previous year.

### **FINO PAYTECH LIMITED (FINO)**

BPCL acquired shares in FINO in the year 2016-17. As on March 31, 2023, BPCL has made an investment of ₹ 260.17 crore and holds 21.10% on a fully diluted basis. Fino Payments Bank (FPB) is the main operational subsidiary of the company. FPB is a listed company, wherein FINO holds a 75% share.

### **PETRONET INDIA LIMITED (PIL)**

PIL was formed in the year 1997 as a financial holding company to give impetus to the development of pipeline network throughout the country. The company carried out business through Special-Purpose Vehicles (SPVs) and Joint Venture Companies. In the new Pipelines policy, oil companies were allowed to establish their own pipeline network. PIL obtained appropriate approvals and proceeded to liquidate its investments in joint ventures and subsidiaries. PIL's equity has been purchased by the respective promoter companies, viz., the Petronet CCK Limited stake has been taken over by BPCL, the Petronet MHB Limited stake has been taken over by HPCL and the ONGC, and Petronet VK Limited stake has been taken over by IOCL and Reliance Industries Limited (RIL). PIL filed an application before NCLT and the paid-up share capital was reduced from ₹ 100 crore to ₹ 1 crore and ₹ 99 crore was returned to its promoters. BPCL has 16% equity participation in the company, with current investment of ₹ 0.16 crore. During the year 2018-19, shareholders of the company approved voluntary winding up of PIL and appointed an Official Liquidator (OL) for the same. Liquidation of the company is under process.

### **PETRONET CI LIMITED (PCIL)**

PCIL was set up in the year 2000 for laying a pipeline for evacuation of petroleum products from refineries at Jamnagar/Koyali to feed consumption zones in central India. BPCL has an equity participation of 11% in this JV. Promoter companies have decided to exit from PCIL, and provision for full diminution in the value of investment

has been done in the accounts of BPCL. The company is under liquidation.

### **BHARAT RENEWABLE ENERGY LIMITED (BREL)**

BREL was incorporated in June 2008 for undertaking the production, procurement, cultivation and plantation of horticulture crops such as Karanj, Jathropha and Pongamia, trading, research and development, and management of all the crops and plantation, including biofuels in the State of Uttar Pradesh, with an authorized share capital of ₹30 crore. The company has been promoted by BPCL with Nandan Cleantec Limited (Nandan Biomatrix Limited), Hyderabad and the Shapoorji Pallonji group through their affiliate SP Agri Management Services Pvt Ltd. A company petition was filed before the Hon'ble Allahabad High Court (Lucknow Bench) for winding up BREL. By the judgement dated December 21, 2015, the company was ordered to be wound up and an Official Liquidator was appointed to proceed in accordance with the provisions of the Companies Act. All assets and records of the company have been deposited with the OL and the OL has since submitted a status request to the the Hon'ble Allahabad High Court. A reply to the report submitted by the OL has been given and the matter is pending in the Hon'ble Allahabad High Court.

### **RATNAGIRI REFINERY AND PETROCHEMICALS LIMITED (RRPCL)**

Ratnagiri Refinery and Petrochemicals Limited (RRPCL) is a joint venture company promoted by IOCL, BPCL and HPCL, with equity participation in the ratio of 50:25:25. RRPCL has planned to set up an integrated refinery-cum-petrochemical complex on the west coast of Maharashtra. Saudi Aramco and ADNOC have also signed an MoU to partner in RRPCL to jointly execute this project along with IOCL, BPCL and HPCL. The allocation of land for the project has been delayed. The Government of Maharashtra has offered a land in Ratnagiri District of Maharashtra for the project, which is under evaluation to ascertain its suitability.

### **IHB LIMITED (IHBL)**

IHBL is a joint venture company of IOCL, BPCL and HPCL, with equity participation in the ratio of 50:25:25. IHBL was incorporated in July 2019 as IHB Private Limited to construct, operate and manage approximately the 2,800-km-long Kandla-Gorakhpur LPG Pipeline (KGPL) for meeting the LPG demand of the bottling plants en

route to the pipeline in the States of Gujarat, Madhya Pradesh and Uttar Pradesh. The company was converted into a public limited company w.e.f. April 6, 2021. The pipeline will cater to the LPG requirement of 22 LPG bottling plants of IOCL, HPCL and BPCL located in the afore-mentioned States.

The Kandla-Gorakhpur Pipeline would connect and meet the requirement of 7 LPG bottling plants of BPCL situated at Hariyala, Indore, Bhopal, Jhansi, Kanpur, Allahabad, and Gorakhpur. The approved total cost of the KGPL project was ₹ 10,088 crore, while ₹ 4,892.66 crore have been incurred till March 31, 2023 under the project. As on March 31, 2023, BPCL has made equity contribution of ₹ 764.50 crore. The overall progress achieved for the KGPL Project as on March 31, 2023 is 75.28%. The scheduled completion date of the KGPL project was December 2021, which was revised by PNGRB to December 2022 in view of the COVID-19 pandemic. PNGRB has further revised the project scheduled completion date to December 31, 2023.

### **UJJWALA PLUS FOUNDATION (UPF)**

UPF was incorporated in July 2017 as a joint venture company among the three PSU Oil Marketing Companies, viz. BPCL, HPCL and IOCL (in the ratio of 25:25:50) under Section 8 of the Companies Act, 2013 to provide LPG connections to women hailing from economically weaker sections and who are not getting covered under the Pradhan Mantri Ujjwala Yojana. Subsequently, various schemes have been announced by the Government of India, with an objective to expand the coverage/usage of LPG by the economically underprivileged sections of the country. Since the core purpose of UPF is getting fulfilled by way of various Government schemes announced from time to time, no major activity has been undertaken under UPF.

### **MANAGEMENT DISCUSSION & ANALYSIS REPORT (MDA)**

The MDA for the year under review, as stipulated under Regulation 34(e) of SEBI (Listing Obligations and Disclosures Requirement) Regulations, 2015, is presented in a separate section forming part of the Annual Report.

The forward-looking statements made in the MDA are based on certain assumptions and expectations of future events. The Directors cannot guarantee that these

assumptions are accurate or these expectations will materialize. The data, facts, figures and information given in the portions of MDA other than Company performance have been taken from reports, studies and websites of various credible agencies.

### **CONSERVATION OF ENERGY, RESEARCH AND DEVELOPMENT, TECHNOLOGICAL ABSORPTION AND FOREIGN EXCHANGE EARNINGS AND OUTGO**

The particulars as prescribed under Sub-Section (3)(m) of Section 134 of the Companies Act, 2013 read with the Companies (Accounts) Rules, 2014, are enclosed as Annexure A to the Directors' Report.

### **MEMORANDUM OF UNDERSTANDING WITH MINISTRY OF PETROLEUM & NATURAL GAS**

BPCL has entered into a Memorandum of Understanding (MoU) for the year 2022-23 with MoPNG. An MoU for the year 2023-24 is under finalization. The Company has achieved "Excellent" performance rating for MoU 2021-22, with a composite score of 91.66%.

### **BOARD EVALUATION**

As per the provisions of Section 134(3)(p) of the Companies Act, 2013, a listed entity is required to include a statement indicating the manner of formal evaluation of performance of the Board, its Committees and individual Directors. However, the said provisions are exempted for Government Companies, as the performance evaluation of the Directors is carried out by the Administrative Ministry, i.e., Ministry of Petroleum and Natural Gas (MoPNG) as per laid-down evaluation methodology.

In line with the Companies (Accounts) Rules, 2014, rule 8 (5) (iiia), in the opinion of the Board, the Independent Directors appointed during the year 2022-23 possess integrity, requisite expertise and experience.

### **PARTICULARS OF EMPLOYEES AND RELATED DISCLOSURES**

The provisions of Section 134(3)(e) of the Companies Act, 2013 are not applicable to a Government Company. Consequently, details of Company's policy on Directors' appointment and other matters are not provided under Section 178 (3) of the Act.

Similarly, Section 197 of the the Companies Act, 2013 shall not apply to a Government Company. Consequently, there is no requirement of disclosure

under Section 197(12) of the Act read with Rule 5(1)(2) of the Companies (Appointment and Remuneration of Managerial Personnel) Rules, 2014.

The Chairman & Managing Director and the Whole-time Directors of the Company did not receive any remuneration or commission from any of its Subsidiaries.

BPCL being a Government Company, its Directors are appointed/nominated by the Government of India as per the Government/DPE Guidelines, which also include fixation of pay criteria, determining of qualifications and other matters.

### **CORPORATE GOVERNANCE**

The Report on Corporate Governance, together with the Auditors' Certificate on compliance of Corporate Governance, is appended as Annexure D as required under Listing Regulations and Department of Public Enterprises Guidelines of Corporate Governance for Central Public Sector Enterprises.

### **SECRETARIAL STANDARDS**

The Company complies with the mandatory Secretarial Standards issued by the Institute of Company Secretaries of India.

### **SOCIAL, ENVIRONMENTAL, ECONOMIC, STAKEHOLDER, CUSTOMER, HEALTH AND SAFETY RESPONSIBILITIES AND BUSINESS RESPONSIBILITY AND SUSTAINABILITY REPORT**

The Company is committed to be a responsible Corporate Citizen in the society, which leads to sustainable growth and economic development for the nation as well as all stakeholders. In order to be a responsible business to meet its commitment, the Board of Directors of the Company have adopted and delegated to the Sustainability Committee the implementation of a Business Responsibility Policy based on the principles of National Voluntary Guidelines on Social, Environmental and Economic Responsibilities of Business as issued by the Ministry of Corporate Affairs, Government of India. BPCL's Sustainability Report is in accordance with the Global Reporting Initiative (GRI).

As stipulated under the Listing Regulations, the Business Responsibility and Sustainability Report describing the initiatives implemented by the Company from the environmental, social and governance (ESG) perspective is appended as part of the Annual Report.



## TRANSACTION WITH RELATED PARTIES

During the year 2022-23, the Company has entered into contracts or arrangements with related parties, which were in the ordinary course of business and on an arm's length basis.

The required information on transactions with related parties are provided in Annexure G in Form AOC-2 in accordance with Section 134(3) of the Act and Rule 8(2) of the Companies (Accounts) Rules, 2014.

The Policy on related party transactions is available on the Company's website at the link <https://www.bharatpetroleum.in/bharat-petroleum-for/Investors/Revised%20RPT%20Policy.pdf>

## PARTICULARS OF LOANS, GUARANTEES OR INVESTMENTS

The Company has provided loans/guarantees to its subsidiaries/joint ventures and has made investments in compliance with the provisions of the Companies Act, 2013. The disclosure in this regard as required under Regulation 34 read with Schedule V of SEBI (Listing Obligations and Disclosure Requirements) Regulations, 2015 is given in Annexure H.

## RISK MANAGEMENT

The Risk Management Committee has been constituted by the Board. The Board has defined the roles and responsibilities of the Risk Management Committee which includes reviewing and recommending of the risk management plan comprising risks assessed and their mitigation plans, and reviewing and recommending the risk management report for approval of the Board with the recommendation of the Audit Committee. The Audit Committee and Board evaluate the Company's internal financial controls and risk management procedures. The Company has implemented a Risk Management Charter and Policy for self-regulatory processes and procedures to ensure that company operations are conducted in such a manner which ensure that risks are continually managed.

Accordingly, the Company has adopted an Enterprise Risk Management Policy, a Commodity Risk Management Policy and a Financial Risk Management Policy. As per the Risk Management Charter and Policy, the company has identified risks in the category of (i) Business Excellence (ii) Operations (iii) Information Technology (iv) Human Resources (v) Strategic (vi) Financial

(vii) Logistics (viii) Marketing (ix) Legal and Regulatory (x) Brand (xi) Environment (xii) Security (xiii) Procurement and (xiv) Research and Development.

## DIRECTORS RESPONSIBILITY STATEMENT

Pursuant to Section 134(3)(c)/(5) of the Companies Act, 2013, the Directors of the Company confirm that:

- a) In the preparation of the Annual Accounts for the year ended on March 31, 2023, the applicable Accounting Standards have been followed along with proper explanation relating to material departures;
- b) The Directors have selected such accounting policies and applied them consistently and made judgements and estimates that are reasonable and prudent, so as to give a true and fair view of the state of affairs of the Company at the end of the financial year and of the profit and loss of the Company for that period;
- c) The Directors have taken proper and sufficient care for the maintenance of adequate accounting records in accordance with the provisions of the Act for safeguarding the assets of the Company and for preventing and detecting fraud and other irregularities;
- d) The Directors have prepared the annual accounts on a 'going concern' basis;
- e) The Directors have laid down internal financial controls to be followed by the Company and such internal financial controls are adequate and are operating effectively; and
- f) The Directors have devised proper systems to ensure compliance with the provisions of all applicable laws and such systems are adequate and operating effectively.

## DIRECTORS AND KEY MANAGERIAL PERSONNEL

The Board places on record its deep gratitude for the contribution and guidance given by the following directors who demitted office during the year 2022-23:

Shri Harshadkumar P. Shah ceased to be a Director of the Company w.e.f. July 16, 2022 on completion of his tenure.

Shri Gudey Srinivas, Government Director, who was appointed as Director by shareholders by way of Postal Ballot w.e.f. April 17, 2022, ceased to be a Director of the Company w.e.f. September 26, 2022.

Shri Arun Kumar Singh, Chairman & Managing Director superannuated at the close of office hours on October 31, 2022.

Smt. Yatinder Prasad, Government Director, who was appointed as an Additional Director of the Company w.e.f. October 29, 2022, ceased to be Director of the Company w.e.f. December 20, 2022.

Shri Sanjay Khanna, Director (Refineries), Shri Suman Billa, Government Director were appointed as Directors by the shareholders by way of Postal Ballot w.e.f. April 17, 2022. Further, Shri Pradeep Vishambhar Agrawal, Shri Ghanshyam Sher, Dr (Smt) Aiswarya Biswal, Prof (Dr) Bhagwati Prasad Saraswat, Shri Gopal Krishan Agarwal, Independent Directors, were appointed as Independent Directors by shareholders by way of Postal Ballot w.e.f. April 17, 2022.

Shri Sukhmal Kumar Jain, Director (Marketing), was appointed as an Additional Director of the Company w.e.f. August 22, 2022 as communicated by Ministry of Petroleum & Natural Gas and being Additional Director, held office up to the date of the last Annual General Meeting held on August 29, 2022. He was again re-appointed as Additional Director by the Board at the meeting held on August 29, 2022. He was further appointed as Director (Marketing) by shareholders by way of Postal Ballot w.e.f. November 16, 2022.

Smt. Kamini Chauhan Ratan, Additional Secretary & Financial Advisor, Ministry of Petroleum and Natural Gas, was appointed as an Additional Director of the Company w.e.f. December 21, 2022. She was further appointed as Director by shareholders by way of Postal Ballot w.e.f. March 18, 2023

Shri Vetsa Ramakrishna Gupta, Director (Finance) took additional charge of Chairman & Managing Director w.e.f. November 1, 2022 to March 17, 2023. He also held additional charge of Director (Human Resources) w.e.f. January 1, 2022 to April 30, 2023.

Dr (Smt) Sushma Agarwal, Independent Director, was appointed as an Additional Director of the Company w.e.f. March 10, 2023.

Shri Krishnakumar Gopalan was appointed as an Additional Director of the Company and as Chairman & Managing Director w.e.f. March 17, 2023.

Shri Rajkumar Dubey, Director (Human Resources), was appointed as an Additional Director of the Company w.e.f. May 1, 2023.

The above referred Additional Directors will hold office till the ensuing Annual General Meeting (AGM). Notice under Section 160 of the Act has been received proposing their respective name for the appointment as Director at the ensuing AGM.

Shri Sanjay Khanna will retire by rotation at the ensuing AGM as per the provisions of Section 152 of the Act and being eligible has offered his candidature for reappointment as Director at the said meeting.

As required under the Corporate Governance Clause, brief bio-data of the above Directors who are appointed/reappointed at the AGM are provided in the Notice.

### **DECLARATION OF INDEPENDENCE**

The Independent Directors of the Company have provided a declaration confirming that they meet the criteria of independence as prescribed under the Companies Act, 2013 and SEBI (Listing Obligations and Disclosure Requirements) Regulations, 2015.

### **FAMILIARISATION PROGRAMMES**

The Company has adopted a policy for the training requirements of Board Members. The details thereof with the programs sponsored for familiarization of Independent Directors with the Company are available at the Company's web link <https://www.bharatpetroleum.in/bharat-petroleum-for/Investors/Details%20of%20Familiarization%20Programmes.pdf>

### **AUDIT COMMITTEE**

The details of the composition of the Audit Committee, terms of reference, meetings held, etc. are provided in the Corporate Governance Report, which forms part of this Report. During the year, there were no cases where the Board had not accepted any recommendation of the Audit Committee.

### **VIGIL MECHANISM**

There exists a vigil mechanism to report genuine concerns in the Company. The Company has implemented a Whistle Blower Policy to ensure greater transparency in all aspects of the Company's functioning. The objective of the policy is to build and strengthen a culture of transparency and to

provide employees with a framework for responsible and secure reporting of improper activities.

The vigil mechanism provides adequate safeguards against victimization of persons who use the mechanism and has provision for direct access to the Chairperson of the Audit Committee in appropriate or exceptional cases. The details of establishment of this mechanism are disclosed at the Company's web link <https://www.bharatpetroleum.in/images/files/Whistle%20Blower%20Policy%20final.pdf>

### **NUMBER OF MEETINGS OF THE BOARD AND COMMITTEES OF THE BOARD**

Fifteen meetings of the Board of Directors were held during the year. The details of Board and Sub-Committee meetings held during the year and attendance of the members thereat are provided in the Corporate Governance Report which forms a part of this Report. The intervening gap between the Board meetings was within the period prescribed under the Companies Act, 2013 and the SEBI (Listing Obligations and Disclosure Requirements) Regulations, 2015.

### **ANNUAL RETURN**

As required under Section 92 (3) of the Companies Act, 2013, the Annual Return of the Company for the year 2022-23 is available on the Company website at the following link: <https://www.bharatpetroleum.in/Bharat-Petroleum-For/Investors/Shareholders-Meetings/Annual-General-Meeting.aspx>

### **ADEQUACY OF INTERNAL FINANCIAL CONTROLS WITH REFERENCE TO THE FINANCIAL STATEMENTS**

The details are included in the MDA, which forms part of this Report.

### **STATUTORY AUDITORS**

The Comptroller & Auditor General of India (C&AG), under the provisions of Section 139(5) of the Companies Act, 2013, had appointed M/s Kalyaniwalla and Mistry LLP, Chartered Accountants, Mumbai and M/s K.S. Aiyar & Co, Chartered Accountants, Mumbai, as Statutory Auditors for the year 2022-23. These appointed auditors will hold office till conclusion of the ensuing Annual General Meeting. C&AG is in the process for appointment of Statutory Auditors for the Financial Year 2023-24.

The Auditors' Report for the year 2022-23 does not contain any qualification, reservation or adverse remark.

### **REPORTING OF FRAUDS BY AUDITORS**

The Auditors have not reported any instance of fraud under Sub-section (12) of Section 143 of Companies Act, 2013.

### **COST RECORD AND COST AUDIT**

The Company has prepared and maintained cost records as prescribed under Section 148(1) of the Companies Act, 2013 for the year 2022-23. The Cost Audit Report for the year 2021-22 was filed with the Ministry of Corporate Affairs before due date in XBRL Format. The Cost Auditors for the year 2021-22 were M/s. R. Nanabhoy & Co, Mumbai and M/s. G. R. Kulkarni & Associates, Mumbai.

M/s R. Nanabhoy & Co, Mumbai and M/s G. R. Kulkarni & Associates, Mumbai, were also appointed as the Cost Auditors for the year 2022-23. The Cost Auditor shall, within a period of 180 days from the closure of the financial year, forward the Cost Audit Report, and the Company is required to file the Cost Audit Report within 30 days of receipt of the same.

### **SECRETARIAL AUDITOR**

The Board had appointed M/s. Upendra Shukla, Company Secretary, to conduct the Secretarial Audit for the year 2022-23. The Secretarial Audit Report for the year ended March 31, 2023 is appended as Annexure I to this Report.

The Secretarial Audit Report does not contain any observations during the period under review. The Company has complied with the provisions of the Act, Rules, Regulations, Guidelines, Standards, etc. as applicable to the Company.

### **GENERAL**

There were no significant or material orders passed by the Regulators or Courts or Tribunals impacting the going concern status and Company's operations in future. The Company has not issued equity shares with differential rights/sweat equity shares.

The Company has an Internal Complaints Committee (ICC) to address complaints pertaining to sexual harassment in the workplace. During the year, one (1) complaint of sexual harassment was received against a contract worker, which has been closed as the contract worker was terminated by the contractor. No complaint was pending at the end of the financial year.

The Committee has worked extensively on creating awareness on the relevance of sexual harassment issues. Apart from the workshops conducted for employees of the organization, it is ensured that a session on Prevention of Sexual harassment at Workplace (POSH) is included as part of Induction Training of all new recruits.

### **ACKNOWLEDGEMENTS**

The Directors express their appreciation for the untiring, dedicated and focused efforts of each and every employee. Their passion and resolute steadfastness to pursue the goals and ambitions of the Company have put the Company ahead of the curve.

It is with deep gratitude that the Directors acknowledge the support and guidance received from various Ministries of the Government of India, especially the Ministry of Petroleum & Natural Gas, and from various State Governments, which has helped/facilitated the Company take on new challenges in its stride with great confidence.

The Company's laser-sharp customer-centric approach to business and prioritization of innovation has yielded the trust and unflinching support of our business partners and shareholders, allowing us to dream even bigger.

The Directors are proud of the Company's human capital and acknowledge its vital role in the continued success of the Company. India is on an unparalleled growth trajectory, and it has an even more enchanting future ahead of it. Realizing this immense potential, the Directors are bullish on India as the Company accelerates its journey towards an exciting future.

For and on behalf of the Board of Directors

Sd/-

**Krishnakumar Gopalan**

Chairman & Managing Director

Place: Mumbai

Date: August 2, 2023

## MANAGEMENT DISCUSSION & ANALYSIS REPORT

The global economy remains in a precarious state amid the protracted effects of the overlapping negative shocks of the pandemic, the Russian Federation's invasion of Ukraine, and the sharp tightening of monetary policy to contain high inflation. This difficult context highlights a multitude of challenges.

The global economic trends have been mixed, reflecting both improved conditions and persisting downside risks, largely centering on inflation and geopolitical uncertainty. The actions taken in the recent past by the policymakers are likely to play a significant role in the pace and course of the world's economic recovery.

### GLOBAL ECONOMY

In the fiscal year 2022-23, policymakers faced a paradoxical challenge of managing inflation while simultaneously supporting economic growth. During the first half of the year, global economic activity was experiencing a broad-based and sharper-than-expected slowdown, with inflation higher than that seen in several decades.

Global inflation surged to 8.7% from 4.7% in 2021, overshooting targets in most countries throughout the year. Central banks have contended that near-term growth sacrifice would be needed to bring down inflation to protect the long-term prospects for growth. This surge in inflation triggered successive interest rate hikes by central banks, thereby pulling back liquidity from the system, which eventually marred the growth outlook.

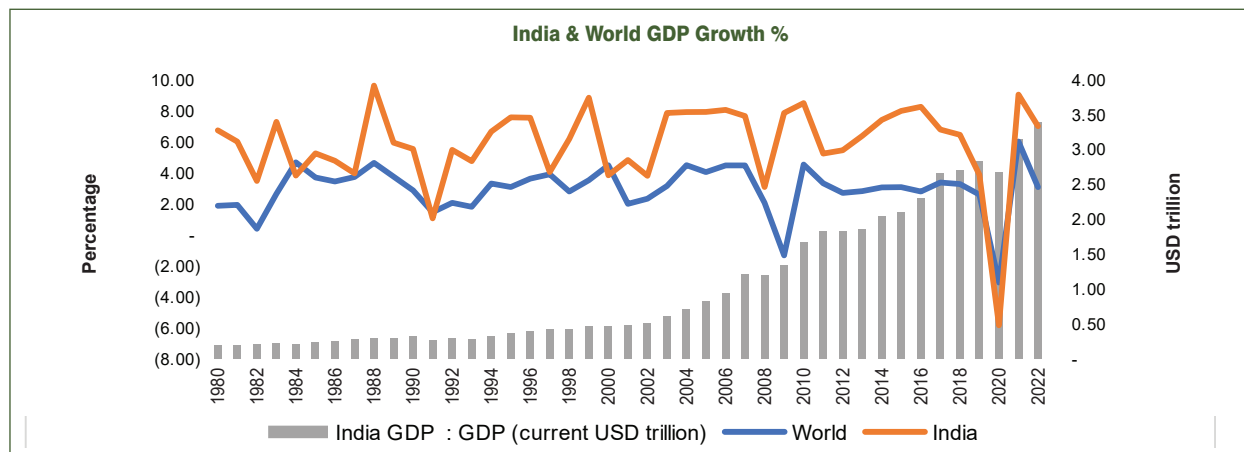
As per the International Monetary Fund (IMF), the global GDP growth rate experienced a slowdown, declining from 6.0% in 2021 to 3.4% in 2022. Furthermore, it is projected to drop to 2.8% in 2023. Advanced economies

are expected to see slower growth in near future, with a forecast of below 1.3% in 2023 compared to 2.7% in 2022.

However, recent high-frequency indicators suggest that the momentum of global growth is sustained in the second quarter of 2023. The global composite Purchasing Managers' Index (PMIs) rose to an 18-month high in May 2023, powered by the services sector. The US economy is slowing but at a gradual pace, with jobs growth and wage levels holding despite successive hikes in interest rates by the Federal Reserve since March 2022. Global inflation is easing, but slowly. Some commodity prices have declined amidst the easing of supply chain pressures. Global food prices have also fallen to their lowest levels in two years, with declines in grains, vegetable oil and dairy prices.

Global trade remains a challenge and has taken a hit due to rising protectionism in several countries. There has been a realignment of global supply chains due to the war in Ukraine and fragmentation in finance and technology flows. Foreign Direct Investment flows have slowed. Various projections show that while services exports will be high, export of manufactured goods is likely to be on the lower side.

With monetary policy focused on moderating inflation while stabilizing financial markets, fiscal policy is left as the potential tool to boost economic growth. With public debt at historically elevated levels, there is less room for expansionary fiscal policy. However, receding of the dislocations created by the Russian-Ukraine war, easing pressure on global supply chain, decline in shipping costs and the opening up of China after the prolonged COVID restrictions offer a semblance of positivity to the global economy.



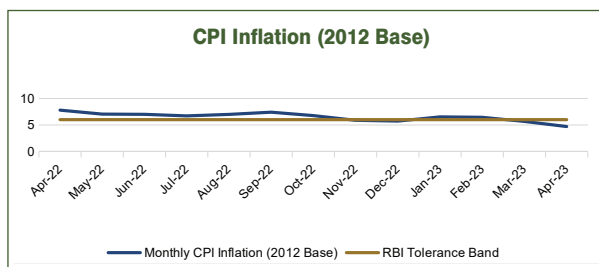
## INDIAN ECONOMY

Amid the global uncertainties, India's economy has been an outperformer, reflecting robust domestic consumption and lesser dependence on global demand. The Indian economy is cautiously shining and the growth moderation for India in the financial year 2022-23 is premised on an ongoing global economic slowdown, tight monetary conditions, and elevated oil prices.

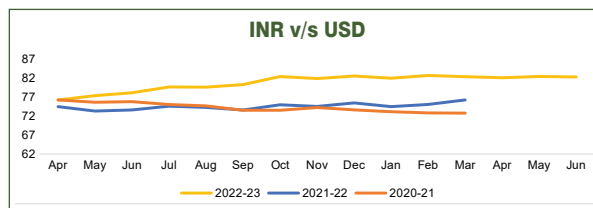
As per the National Statistical Office's provisional estimates released on May 31, 2023, the Indian economy grew 7.2% in 2022-23, up from 7.0% estimated earlier. The GDP growth for the year exceeded the estimate due to strong growth in the last quarter of the year. GDP grew 6.1% in the January-March quarter, up from 4.5% in the October-December quarter. The GDP growth was 9.1% in 2021-22, supported by a favourable base effect due to low growth in the pandemic year.

Among the broad sectors in the economy, the services sector continued to rebound, driving growth during the year. Services sector grew 9.3% in 2022-23, much more than the growth in agriculture and industry combined. The government's thrust on infrastructure has also helped boost growth. In the year 2022-23, the gross fixed capital formation (GFCF), a crucial measure of investments in the economy, demonstrated significant growth, increasing by 11.4%. The growth was primarily driven by increased construction activity, which, in turn, positively impacted key indicators like steel consumption, cement production, and imports of capital goods.

India also experienced a surge in inflation during 2022-23, mainly due to global supply shocks and high input costs. The sharp rise in international crude oil prices, food, fertilisers and metals exerted broad-based price pressures during the year. As a result, Consumer Price Index inflation reached a peak of 7.8% in April 2022. Inflation moderated after the gradual normalisation of global supply chains, softening of global commodity prices, government supply management measures and monetary tightening by the Reserve Bank of India. Overall, inflation rose to 6.7% in 2022-23 from 5.5% in 2021-22.



The Indian Rupee declined by 8.5% against the US dollar over the last fiscal. This depreciation, rather than a reflection of India's macro-economic fundamentals, is more as a result of capital outflow and appreciation in the dollar's value due to interest rate hikes in the US.



Driven by strong domestic demand and capital expenditure push from the government, India will be one of the major beacons of growth in 2023-24. The Indian economy is expected to grow by 6.5% in 2023-24. Several high-frequency indicators suggest that the Indian economy is on course to meet the growth projection for the year. The year 2023-24 is expected to see faster growth in investment, thanks to sound macroeconomic policies & fundamentals and robust balance sheets of corporates and banks. Global geopolitical tensions, slowdown in the global economy & volatility due to new stress events in global financial systems pose a downside risk to the growth outlook.

## TRENDS IN THE GLOBAL OIL AND GAS SECTOR

The global energy markets were engulfed by a crisis very different from the ones in the past as the major primary energy sources, viz., crude, gas and coal were disrupted in a scale of unprecedented breadth and complexity. Russia has been among the largest exporter of fossil fuels, but its chocking of natural gas to Europe and EU sanctions on imports of oil and coal from Russia has severely impaired global energy trade.

The spot prices of natural gas had reached levels never seen before, regularly exceeding the equivalent of USD 250 for a barrel of oil. Coal prices had also hit record levels, while oil rose well above USD 100 per barrel in mid-2022 before falling back. High gas and coal prices account for 90% of the upward pressure on electricity costs around the world. The crisis has stoked inflationary pressures and created a looming risk of recession.

The loss of the Russian pipeline gas supply to the EU in 2022, which accounted for almost 20% of the gas consumption, drove the LNG prices to record highs. There was immense global competition to procure spot LNG cargoes as European countries looked to shore up storage stocks ahead of the winter. Global trade in LNG

reached a record high in 2022, averaging 51.7 billion cubic feet per day (Bcf/d), a 5% increase from 2021.

LNG imports by the EU increased by 73% in 2022, or by 6.3 Bcf/d, from 2021 as they aimed to replace imports by pipeline from Russia. Japan regained the spot as the top LNG importer as China's LNG demand fell due to its zero-COVID policies and increased imports of natural gas by pipeline from Russia. Other Asian countries reduced spot purchases because of high LNG prices. Natural gas spot prices reached historic highs.

Brent crude oil prices averaged \$100.93 per barrel in 2022, up from \$70.86 per barrel in 2021. With energy markets remaining extremely vulnerable, today's energy shock is a reminder of the fragility and unsustainability of our current energy system. Global oil markets are gradually settling in after the worst energy crisis in 50 years. Oil prices retreated in the last few months due to concerns over the global economy and slacking demand for oil. Gains that followed the surprise announcement by some OPEC+ countries to cut production got reversed as concerns remained over the challenging macroeconomic environment. The sector is in flux, with prices not behaving in line with forecasts by reputed agencies.

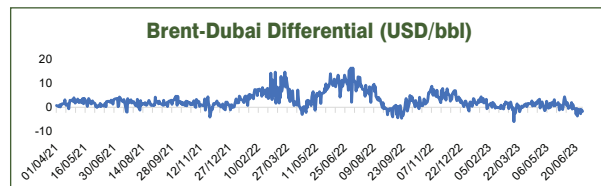
Global crude oil production rose by little more than 5% in 2022 despite the sanctions on Russia from Western countries. Russian export volumes, in the end, remained more or less at similar levels, with several other importers like India and China picking up Russian cargoes.

On the supply side, oil flows from Russia have remained higher than expected, which kept a check on the prices. In April 2023, OPEC+ members agreed to cut oil production through 2023, which took the markets by surprise. In June 2023, Saudi Arabia announced that the country's output would drop on top of the broader OPEC+ deal to limit supply into 2024.

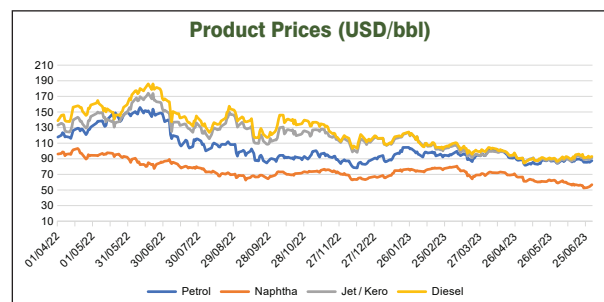
Energy-related CO<sub>2</sub> emissions grew in 2022 by 0.9%, or 321 Million Metric Tonnes (MMT), reaching a record high of over 36.8 billion tonnes. The growth of renewable sources, including solar, wind and electric vehicles (EVs), helped slow the rise in emissions. Emissions in 2022 were lower compared with 2021, which saw a jump of over 6% due to economic rebound. Emissions still remain on an unsustainable growth trajectory, needing accelerated clean energy transition.

The Brent-Dubai differential, an important parameter impacting profitability of domestic refineries, was largely

positive, with Brent crude trading at a premium to Dubai crude for almost the whole of the year. The differential averaged at a premium of USD 3.62 per barrel in the year 2022-23, as against a premium of USD 2.7 per barrel in the previous year. The premium increased significantly in Q1 of the year 2022-23, mainly due to reduced US production, expectations of Iranian crude coming to market and prospects of Russian barrels to be replaced by Brent related crude oils, especially in Europe. However, it got tapered down due to concerns about the possible economic recession and severe COVID-19 containment measures in China.

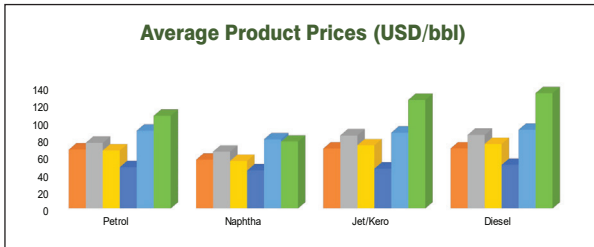


Moving in tandem with international prices of crude oil, the petroleum product prices also witnessed high volatility and steep rise in prices. The prices of Motor Spirit (petrol) (Unleaded Singapore Platts) and High-Speed Diesel (diesel) (Gasoil Singapore Platts) averaged higher, at USD 106.82 per barrel and USD 132.95 per barrel, respectively, in 2022-23, as against USD 89.7 per barrel and USD 90.6 per barrel in the previous year. Jet fuel/kerosene (SKO) also witnessed significant increase in price to USD 125.16 per barrel as against USD 87.4 per barrel, in the previous year. However, the average price of naphtha marginally declined to USD 77.03 per barrel, as against USD 79.7 per barrel in the previous year.

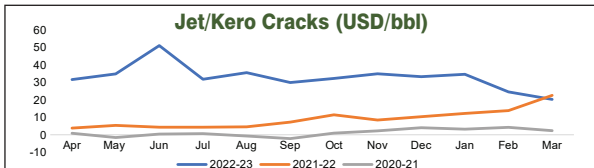
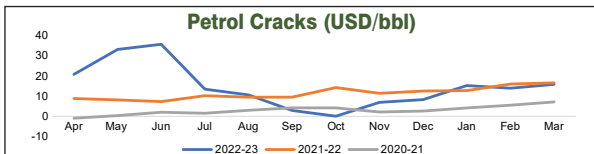
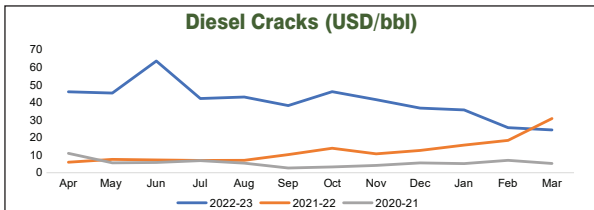
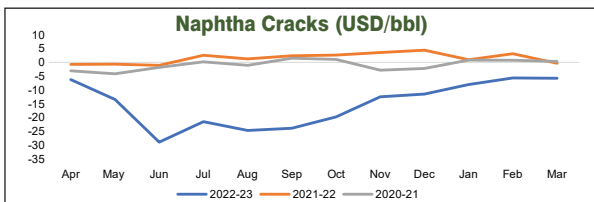


Much to the delight of the refiners, the international cracks of petroleum products skyrocketed during the year 2022-23, as against the previous year, primarily owing to fractured supply chains across the globe. The cracks, particularly of petrol and diesel, increased substantially in the first quarter of the year 2022-23, mainly driven by uncertainty surrounding Russian exports, reduced exports of petrol and diesel by China

and lower inventory levels across all major hubs of the world, while demand for the products improved steadily.



The average cracks of petrol for the year stood at around USD 14.7 per barrel, as against USD 11.4 per barrel in the previous year, while those of diesel averaged at USD 40.7 per barrel, as against USD 12.3 per barrel in the previous year. The jet fuel/kerosene cracks averaged at USD 32.9 per barrel, as against USD 9.0 per barrel in the previous year, registering a significant increase attributable to resumption of air travel during the year. However, Naphtha cracks average negative USD 15.1 per barrel, as against USD 1.5 per barrel in the previous year owing to depressed demand.



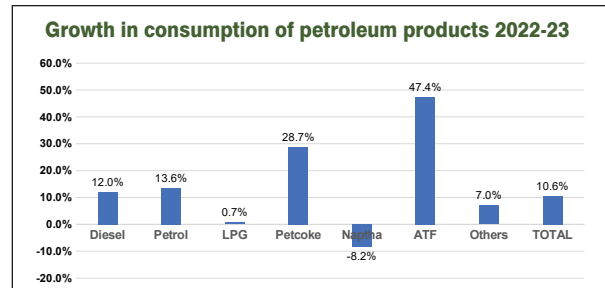
The market is still in choppy waters as the OPEC+ supply cuts this year are yet to impact oil prices much as the hangover of higher industry stocks helps the supply chain absorb shocks. The outlooks by leading agencies imply a large deficit towards the end of this year. But

the global economy continues to face headwinds in the form of stubbornly high inflation.

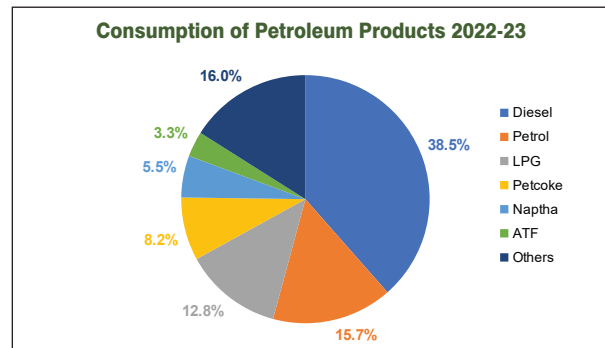
On an annualized basis, oil demand is forecast to grow by 2.1 million b/d to 102.7 million b/d in 2023, reaching pre-pandemic levels for the first time. Global demand growth is expected to moderate to 1.9 million b/d in 2024, still higher than the long-term growth trajectory.

### INDIAN PETROLEUM SECTOR

Consumption of petroleum products in India hit a new record in the financial year 2022-23, underscoring robust demand for transportation fuels. Consumption of major fuels like diesel, petrol, and liquefied petroleum gas (LPG) broke previous records. India consumed 223 MMT of petroleum products in 2022-23, up 10.6% from 201.7 MMT in the previous financial year. Hitherto the highest consumption of petroleum products was 214.13 MMT in 2019-20. The rise in petroleum product consumption, seen as a proxy for energy demand, was in line with India's scorching growth rate of 7.2% in 2022-23.



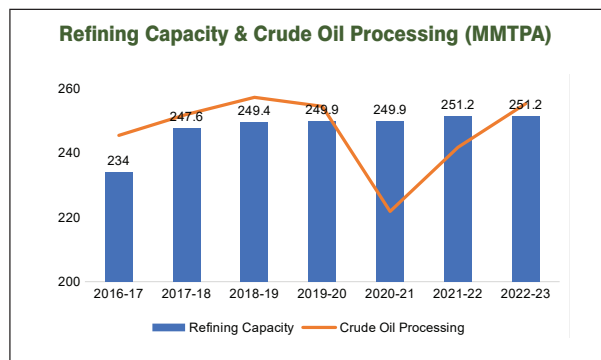
Consumption of diesel, the most-consumed fuel, was at 85.90 MMT in 2022-23, up 12.0% from 2021-22. The petrol consumption was 34.98 MMT, up 13.6% from 2021-22. LPG consumption in 2022-23 grew less than 1% during the year but to a new record of 28.50 MMT. The Petroleum Planning & Analysis Cell has estimated that for 2023-24, diesel consumption is expected to rise to 90.56 MMT and petrol consumption is seen rising to 37.80 MMT.



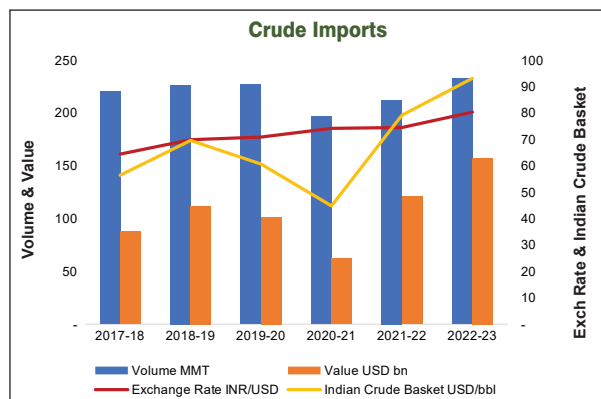
The country's crude oil processing at refineries rose to 255.2 MMT, up from 241 MMT in 2021-22. The refinery



capacity utilization during the year was more than 100%. India is looking to scale up its refining capacity by over 50% through greenfield and brownfield projects to cater to the increasing oil demand. The production of petroleum products grew 4.8% over the year to 266.5 MMT. Crude oil production in India fell to 29.2 MMT from 29.7 MMT in 2021-22 and 30.5 MMT in 2020-21. This trend is due to the lack of new discoveries, diminishing output from matured fields and operational issues encountered in some fields.



India imported 232.7 MMT of crude in 2022-23, up from 212.4 MMT in the preceding year. The import bill for crude oil surged 31% on a year-to-year basis to \$158.3 billion. India's gross petroleum imports, which include crude oil and petroleum products, totalled 277.3 MMT, incurring an expense of \$184.4 billion. This is as compared to 251.4 MMT in the previous year, amounting to outflow of \$144.3 billion. India exported 61 MMT petroleum products worth \$57.3 billion, compared with 62.8 MMT or \$44.4 billion worth of products in 2021-22. India's reliance on imported crude increased to 87.3% of domestic consumption in 2022-23, up from 85.5% in 2021-22. Oil import dependency was 84.4% in 2020-21, 85% in 2019-20, and 83.8% in 2018-19. The production of petroleum products from domestic crude oil was 28.2 MMT in 2022-23, roughly 12.7%, down from 14.5% in 2021-22. Processing of high sulphur crude in total crude processing rose to 77.5% in 2022-23 from 76.6% in 2021-22.



During 2022-23, natural gas production rose slightly to 34,450 Million Metric Standard Cubic Meters (MMSCM) and consumption in India fell to around 60,000 MMSCM from 64,159 MMSCM in the previous year. LNG imports into India fell 14% to around 26,000 MMSCM during the year.

India's expected growth rates for the next ten years and the growth rate of automobile sales, even with rising adoption of EVs, clearly indicates that the current demand levels for auto fuels will remain strong at least for the next ten years. Until heavy vehicles and buses adopt alternate fuels, including CNG, demand for liquid auto fuels will remain strong. International Energy Agency (IEA) says India's oil demand could rise to 6.7 mb/d by 2030 and to 7.4 mb/d by 2040.

Having achieved the target of 10% ethanol blending in 2022, India has advanced the target of achieving 20% ethanol blending and 5% biodiesel blending to the years 2025 and 2030, respectively. India is also witnessing early signs of transition towards EVs on the back of policy mandates. However, the challenges related to battery technology and the range-anxiety of EVs remain, which are being addressed.

Most of the growth in renewables energy is expected to come from solar and wind. The domestic capability in technology and related equipment, including hardware, has increased through well-targeted Productivity Linked Incentive (PLI) schemes.

India's energy demand is projected to increase at a rate of about 3% as the country aims to achieve a 10-trillion-dollar economy. The energy sector will play a crucial role in sustaining and accelerating India's economic growth by having an energy agenda that is inclusive, market-based and climate sensitive. India is focusing on expanding the use of renewables, including bioenergy, to ensure energy security and reduce energy imports, along with continued commitment to climate change mitigation goals.

## OPPORTUNITIES AND THREATS

Energy security has taken a central role in the aftermath of the war and the significant price fluctuations that have inflicted hardships on countries and their populations. The surge in energy prices in many developing nations, disproportionately affecting vulnerable households that allocate a substantial portion of their income to energy and food expenses. As a result, approximately 100 million people could be compelled to revert to using firewood for cooking, forsaking cleaner and

healthier alternatives. These challenges have elevated energy security, affordability, and sustainability to the forefront, now serving as the guiding principles for the energy sector.

Climatologists say that 2023 will likely end up being the hottest year ever. The average worldwide temperature reached 17.23°C (63.01°F) in July, which is a record. The rising temperatures are increasing the frequency of extreme weather events in recent years. Despite strong governmental intent, carbon emissions have only increased since the Paris Climate Change Conference, COP 2015. Therefore, more commitments are needed urgently. India has made the historic announcement of reaching Net Zero by the year 2070. To achieve this milestone, the scale of transformation required in India is massive, given the country's galloping energy needs due to a growing economy, industrialisation, and urbanisation.

About \$2.8 trillion is set to be invested globally in energy in 2023, of which more than \$1.7 trillion is expected to go to clean technologies – including renewables, EVs, and nuclear power. The remainder, slightly more than \$1 trillion, is going to coal, gas, and oil. This means around 60% investment is flowing in renewables and the rest in fossil fuels.

The path to becoming net zero carbon companies opened many revenue-generating opportunities. There has been a rapid growth of **renewable energy** in India's energy mix in recent years. India is currently ranked 4<sup>th</sup> in renewable energy installed capacity and the share of renewable energy is continuously on the rise due to strong policy support and a fall in input costs. Green mobility and the proliferation of renewable energy are increasingly becoming viable due to the continuous development in technology, which is driving down the cost while increasing efficiency. Massive government policy support, as well as a growing environmental awareness is spurring the adoption of electric vehicles.

Electricity generation via solar and wind offers significant opportunities. Investment in solar is set to overtake the amount of investment going into oil production for the first time, an IEA study has revealed. India has huge potential for solar energy, and the cost of solar power has come down. Other technologies that could attract investments are those relating to battery storage technology, pumped hydro, and upgraded intelligent electricity grids. Some of these areas in renewables will serve as high-investment and innovation areas requiring

sustained focus and support from companies, including traditional oil and gas companies.

**Biofuels** are expected to play an important role in the oil and gas industry in promoting energy sustainability and security as India progresses toward a clean energy ecosystem. Long-Term Offtake Agreements between oil companies and ethanol plants have been helping. India achieved the targeted 10% ethanol blending in May 2022, much ahead of the target date of November 2022 and has gone on to prepone the timeline by 5 years to 2025 for an ambitious blending target of 20%.

The National Policy on Biofuels announced in 2018 by the Government of India put thrust on the production of advanced biofuels such as 2G ethanol, CBG, Waste to Fuels, drop-in fuels etc., through the utilization of indigenous feedstocks. India set a target of 5% **biodiesel** blending in diesel by 2030. The Policy encourages the setting up of supply chain mechanisms for biodiesel production from non-edible oilseeds, used cooking oil (UCO), and short gestation crops. 'SATAT' (Sustainable Alternative Towards Affordable Transportation) initiative on Compressed Bio-Gas (**CBG**) envisages production of 15 MMT of CBG and 50 MMT of manure from 5,000 CBG plants.

**Hydrogen** is increasingly being seen not only as a potential solution to the predicaments of the present global energy system – mainly climate change and air pollution – but also as a means of scaling up ways of complementing other clean energy forms. Presently, hydrogen is primarily being used as feedstock in many industries. However, with technological advancements in electrolyzers (for **Green Hydrogen**) and developments in carbon capture and storage technology (**CCS** used for **Blue Hydrogen**), it is expected to be the clean fuel for the future, notably to be utilized by the many countries pledging for carbon neutrality and reducing emissions in line with the Paris Agreement. According to the recently held COP26 summit in Glasgow, hydrogen is integral to the global 2050 vision, with nearly 30 countries releasing hydrogen roadmaps.

**Green hydrogen** is widely regarded as an ideal, clean solution. A steady but consistent adoption of green hydrogen will be the way to go. The possibility of integrating hydrogen with the existing gas infrastructure offers immense potential. Currently the challenges in transportation and storage remain. Subsequent applications could be in the area of mobility through hydrogen fuel cells, but that could be some distance away.

Aviation fuel demand is expected to continue to grow at 3.5% CAGR but will be gradually substituted by **Sustainable Aviation Fuel (SAF)** due to Carbon Offsetting and Reduction Scheme for International Aviation (CORSA) mandates. As India is a low per capita energy consumption country, the mandates could vary.

Demand for **petrochemicals** has been robust for their use in multiple sectors. Petrochemicals offer a natural hedge and a significant diversification opportunity against the expected long-term decline in oil consumption. The petrochemical sector is projected to emerge as the primary driver of growth for the global oil and gas sector, accounting for more than a third of incremental oil demand by 2030. India's reliance on petrochemical imports has been high, and adding a petrochemical complex near or as part of a refinery would significantly benefit energy companies.

India has taken an ambitious target of increasing the share of **natural gas** in its primary energy basket to 15% by 2030. Growth in LPG demand is expected to decline after seven to eight years, ceding ground to Piped Natural Gas (PNG), for which massive City Gas Distribution (**CGD**) **grid expansion** is underway, and then to the electrification of cooking. Demand will be stable, but incremental demand could be met through PNG. CGD network will continue to be an area of growth for energy companies, as there is a greater shift towards urbanization and a growing preference for apartment complexes, even in smaller cities.

In this new landscape of competing energy sources, it is important that companies continue to invest in better technologies for exploration and production of oil and gas. Immediate tapering of investments in fossil fuels would impact energy security.

Although a decline in the contribution of oil and gas in the primary energy basket is imminent over time, one cannot wish away hydrocarbons. It is likely that demand for hydrocarbons will remain relevant for global energy needs. Considering India's expected growth rates for the next 10 years and the growth rate of automobile sales, even with the rising adoption of EVs, the current demand levels for liquid auto fuels will hold for several years. Until heavy vehicles and buses adopt alternate fuels, including CNG, demand for liquid auto fuels will remain strong.

Upstream spending has fallen from around USD 700 billion in 2014 to around USD 370-400 billion in 2022. While this reflects the expansion in energy industry

to include alternative cleaner form of energy and a gradual move away from fossil fuels, this is very low considering the continued demand for oil and gas. The average global decline rate of oil fields is around 6%, which means oil & gas companies have to invest in new projects to maintain production levels. In addition to the above, the recent geopolitical tensions have highlighted how vulnerable the global energy system is and the right balance has to be found while prioritizing sustainability over energy security.

## **RISKS, CONCERNS, AND OUTLOOK**

The last year was different in the sense that energy was weaponized. The instability that defined the oil & gas market for much of last year has continued into 2023. The events happening in European markets, OPEC+ decisions and other geopolitical hotspots like Iran, Libya, etc. will have a major bearing on the direction oil & gas markets take. The global oil & gas markets are experiencing significant volatility due to the ongoing demand-supply imbalance.

For the sake of energy security and to prevent volatility, healthy investments and optimal use of the existing assets become imperative. As demand continues to surge, underinvestment could hurt countries and companies. Better international cooperation, faster development of potential fields, structured investments in short-gestation assets and enhancing extraction efficiency, along with leveraging research and development while lowering emissions, will be critical. In view of climate mandates, today global oil & gas companies are facing dilemma in capital allocation between ensuring energy security verses meeting sustainability goals.

The outcome of the war in Ukraine will have a potentially lasting impact on the oil & gas industry. As Europe secures energy supply for 2023-24 winter, South & Southeast Asian markets may struggle to compete, with the agriculture sector likely to suffer the most as high gas prices keep fertilizer cost high. This situation is particularly problematic for countries like India that rely heavily on imports, to meet oil and gas needs.

Oil & gas companies have worldwide operations and a complex ecosystem of partners and suppliers. If even one of these third party experience a cyber breach, it could put anyone in the network at risk, as is evident from the incidents in the recent past.

India's electricity demand is expected to grow more rapidly than the rate of growth of its overall energy

demand. This will, in turn, put significant pressure on grids and battery storage. The situation poses both a challenge and an opportunity to oil & gas companies. Climate change, heat waves and strong economic growth will continue to nudge demand for electricity higher. In an environment of energy transition, creatively reimagining and repositioning business diversification into adjacencies are crucial steps to survive and grow. To that extent, there will be substantial opportunities for the Company's plans for solar energy.

The Indian Rupee displayed surprising resilience. It became the most stable currency, at least among emerging market peers. Its implied volatility, the metric that captures the market's view of the likelihood of fluctuations in its value, is at its lowest since 2008. This is despite a sharp rise in the dollar index during the year because of the US Federal Reserve's aggressive interest rate-raising campaign.

Belying market fears of a possible spike in India's external vulnerabilities, India's current account deficit at 2% of GDP during 2022-23 remained sustainable, although it expanded from 1.2% a year ago. The merchandise trade deficit widened to \$265.3 billion from \$189.5 billion a year ago. This, combined with lower net capital inflows than in the previous year, led to depletion in the foreign exchange reserves to the tune of \$9.1 billion on a balance of payments basis during 2022-23. Including valuation effects, however, India's foreign exchange reserves declined by US\$ 28.9 billion during 2022-23. Forex reserves in July 2023 stood at USD 609 billion.

With the US and other major economies raising interest rates or keeping them high for a long time, countries like India and even China would find it hard to cut interest rates or take other measures to support domestic demand. Any premature interest rate cuts by emerging market countries could trigger capital outflows and weaken domestic currencies. Exchange rate depreciation remains a key risk for the country and all the oil marketing companies. The central bank could be inclined to shore up its foreign exchange reserves to be able to build buffers to deal with external volatility, including in crude oil prices.

In addition to currency risks, the central bank's interest rate policies have moved into a restrictive stance from an accommodative stance, which could further have a bearing on cost of capital for corporates.

Safe and environmentally responsible operations become even more critical in the oil & gas industry,

as the products are naturally hazardous. Safety and security of assets and people and a cleaner environment are always priorities. At BPCL, we continuously reinforce the laid-down operating and safety systems and processes and sharpen our capabilities for disaster management. Continuous education and workforce training are essential to adhere to standard operating procedures and avoid human errors. A culture of safety and readiness has been inculcated through simulated stress tests periodically. Upkeep and maintenance of assets reduce the chances of breakdowns and accidents while ensuring better operational availability. The company makes available considerable resources in this endeavour. As companies and economies benefit from technology and digital infrastructure, they also have to ward off cyberattack risks, and utmost care will have to be taken to insulate the company from financial loss, supply-chain interruptions, and reputational damage. Controlled hackathons could be a way.

BPCL is agile in dealing with challenges as well as in seizing opportunities. With the energy sector in transition, the strategic focus is to diversify and expand into alternative and adjacent revenue streams like petrochemicals, renewables, electric mobility, and consumer retailing, while constantly improvising on its core business. The Company is on track to achieve Net Zero emissions in operations by 2040.

## PERFORMANCE

### REFINERIES

The Oil & Gas industry encountered a multitude of challenges stemming from supply-chain disruptions and volatile prices during the year 2022-23. Through a blend of proactive planning, effective risk management, implementing technology-driven solutions and making informed decisions, BPCL group refineries recorded a formidable operational performance in the financial year, clocking the highest ever throughput of 38.53 million metric tonnes (MMT). The group refineries also placed on the record the highest-ever Gross Refinery Margin (GRM) of \$20.24 per barrel. This remarkable performance reflects your Company's ability to optimize the refining operations, maximize product yields, and effectively manage costs.

All three refineries surpassed their design capacity and registered an average capacity utilization of 109%, notwithstanding the major turnarounds of Mumbai and Kochi refineries. This remarkable accomplishment is

particularly noteworthy considering the robust demand for transportation fuel in Indian market.

A broad glimpse of refinery performance is provided below, shedding light on specific initiatives and strategic interventions behind the delivering of a strong physical and financial performance whilst the Company traversed challenging situations. These initiatives encompassed cutting-edge digital transformations, a steadfast focus on energy efficiency, meticulous optimization efforts, a culture of innovation, and a proactive approach to embracing emerging technologies to improve reliability. Each of these elements played a crucial role in ensuring the continued success of the group refineries, enabling them to rise above the challenges.

The merger of BORL with BPCL marked a significant step towards consolidating resources, expertise, and capabilities to create a stronger and more integrated refining entity. This integration represented a strategic focus on strengthening the overall business operations. By bringing BORL under the umbrella of BPCL, Bina Refinery has emerged as a powerful force in the Indian refining industry, poised to leverage synergies and maximize operational efficiencies.

In the face of challenges, innovation becomes a vital tool for providing solutions and meeting ever-evolving needs of customer. In this financial year, a new specialty product called “D40” was launched. It is an industrial solvent that offers unique properties and characteristics, catering to a variety of industrial applications, including for paint and metal industries. Furthermore, the LOBS unit undertook a significant project to develop and commercialize smokeless kerosene to meet the requirements of Indian Army. The traditional kerosene faced issues related to combustion quality and smoke generation at higher altitudes, posing challenges for Army operations in those regions.

At BPCL, enhancing energy efficiency is one of the key focus areas. Improving energy efficiency in refineries not only helps to reduce operational costs but also minimizes environmental footprint and contributes to sustainable development. By adopting strategies such as process optimization, advanced control systems, energy recovery, equipment upgrades, renewable energy integration, and employee engagement, refineries can simultaneously unlock substantial energy savings, reduce emissions, and achieve sustainable and cost-effective operations.

Installation of Flexible Removable Insulation Jackets (FRIC), implementation of Electrical Heat Tracing (EHT), changing

of turbine drive to motor, installation of Welded Plate Type Heat Exchangers in place of shell and tube exchangers, installation of Variable Fluid Coupling, replacement of Air Fin Cooler (AFC) fan blades with new-generation energy-efficient E-Glass Epoxy Fibre Reinforced Plastic (EFRP) blades are some of the key energy-efficient activities carried out by the refineries during the financial year. Cumulatively, the refineries have implemented initiatives leading to a potential saving of 78,064 metric tonnes of oil equivalent (MTOE), which corresponds to a reduction in emissions of 2.4 lakh metric tonnes of CO<sub>2</sub> equivalent (MTCO<sub>2</sub>e). For comprehensive information on the specific energy efficiency and energy conservation initiatives undertaken by the refineries, kindly refer to Annexure-A of this report. It is pertinent to mention that these initiatives demonstrate your Company’s commitment to sustainable practices and driving positive change in energy.

In the year 2022-23, a series of impactful activities were carried out to promote environmental sustainability and address key challenges. These initiatives encompassed various areas, including afforestation, water conservation, and waste reduction, apart from energy efficiency. Under the banner of Mission LIFE (Lifestyle for Environment), a comprehensive campaign was launched to address critical environmental issues. This campaign covered various themes, including energy conservation, water conservation, elimination of single-use plastic, waste reduction, and e-waste reduction. Through awareness programs, educational initiatives, and community engagement, these campaigns aimed to instil sustainable practices and encourage positive behaviour change toward the environment.

To combat water scarcity and promote sustainable water management, efforts were made to develop facilities for rainwater harvesting. With combined efforts from refineries, cumulative savings of 4.12 lakh kilolitres of water was achieved through rainwater harvesting. Apart from regular tree plantation initiatives, the Miyawaki method of tree plantation was also adopted in our refineries, wherein saplings of native species were diligently planted. This approach, known for its dense and diverse forest creation, aimed to restore and enhance the natural ecosystem. By focusing on native species, the initiative aimed to preserve native biodiversity and promote ecological balance. To ensure effective implementation and monitoring of environmental strategies, the “Environment Champion” strategy was introduced in each refinery. This

approach emphasized an 'Ownership' mindset among the process teams, fostering a sense of responsibility and active participation. The champions played a crucial role in driving change, promoting new ideas, and implementing improvements to enhance environmental performance and control. Overall, the activities carried out during this period demonstrated a proactive and comprehensive approach of your Company towards environmental sustainability.

As India continues its rapid development, there is a substantial projected increase in energy demand over the coming decades. To meet this growing demand, the country is actively seeking new projects in the oil and gas fields. These projects are aimed at ensuring a reliable and sustainable energy supply to support the nation's economic growth and meet the needs of its expanding population. In the current fiscal year, three major projects were successfully commissioned. The details of the projects, viz., Kerosene Hydrotreater Unit (KHT), 'Lube Oil Base Stock (LOBS)' revamp and De-Aromatized Solvent (DAS) are provided in this Annual Report under the head 'Major Projects'.

Significant strides were made towards the digital transformation of refineries, aligning with the objective of Go Digital! New projects were initiated and successfully completed, focusing on cutting-edge technologies such as Machine Learning (ML), Artificial Intelligence (AI), Robotics Process Automation (RPA), Industrial Internet of Things (IIoT), new applications, Advanced Process Control (APC) models, and infrastructure development. These initiatives are aimed at enhancing operational efficiency, optimizing processes, and leveraging innovative solutions to improve overall refinery performance. A Study Project was undertaken for carving out Digital Strategy and Roadmap for BPCL Refineries. This was titled Project Utkarsh and as an outcome, key digital initiatives related to various functions, viz., reliability improvement, reduction in energy consumption, etc. were identified, reviewed for implementation and are being pursued as per business priorities in the year 2023-24 and beyond.

Digital solutions were deployed during the turnarounds at refineries to facilitate turnaround planning and to bring in productivity improvement and safety. This came to be recognized as 'Digital' turnaround. The Digital team ensured close monitoring of turnaround progress, resource mobilization and critical path evaluation in the first 'Mega Turnaround' of Kochi Refinery (KR) and achieved on-time completion without any cost escalation. Machine Learning-

based models were developed and deployed at all three refineries for addressing various business problems, some of them being prediction of propylene purity, C3 Stripper Bottom propylene purity, Anomaly Detection for Recycle Gas Compressors in Naphtha Hydrogen Treating Unit and for enhancing process reliability. Advanced Process Control (APC) has been implanted in critical process units and is currently being standardized across the three refineries, which enhances consistent control strategies, knowledge sharing and best practices.

The refineries also rolled-out in-house developed digital solution tools, viz., "BPMARRK: Real-time Crude Oil Characterization Software" and "K Model for Crude Oil Compatibilities", which enables the refineries to optimize the crude mix and refinery operations.

## RETAIL

The Indian economy showed a broad-based growth in 2022-23, led by a strong domestic demand, as several sectors reached their pre-pandemic demand levels. The country witnessed a record consumption of petroleum products during the year, highlighting the demand for transportation fuel and other petroleum products.

The growth in the retail business segment was led by increased inter and intra-state movement after the pandemic and the revival of the manufacturing and commercial sectors. This recovery led to the fuel retail industry witnessing a 17.31% growth, while the PSU Oil Marketing Companies (OMCs) registered an overall growth rate of 23.80%. As a result, PSU OMCs saw their market share increase from 90.15% to 95.12% during the year.

BPCL's retail business segment experienced remarkable growth during the year 2022-23. Total sales from the retail business stood at 32.34 MMT, registering a growth of 22.56% during the year. Against this, PSU OMCs registered a growth of 23.75% during the year 2022-23. The Motor Spirit (MS, i.e. petrol) sales grew substantially, recording a 17.91% increase to 9.58 MMT of sales during the year, compared to 8.12 MMT in the previous year. In the MS retail business, BPCL has consistently maintained its leadership position for the last nine years. The Company's market share in the MS retail business increased by 0.22% during the year and stood at 29.47% among PSU OMCs. Diesel sales registered a 25.2% growth with a sales volume of 21.93 MMT, as compared to 17.50 MMT during the previous year. PSU OMCs registered a 28.87% growth

in diesel sales. During the year, the Lubes sales through Retail channel achieved a sales volume of 35.8 thousand metric tonnes (TMT), which includes 22.9 TMT in Lubes and 11.9 TMT in Diesel Exhaust Fluid (DEF), reflecting a combined growth of 16.58% for the Lubes and DEF, and a growth rate of 7.40% for Lubes.

During the year, the Company commissioned the Krishnapatnam Coastal Installation, Gulbarga Railway Siding, Leh Depot, and Cherlapally-Ghatkesar Pipeline (CGPL) rerouting, and revamped Warangal siding. Inter-depot transportation of Ethanol through tank lorries was also introduced. Ethanol tankage capacity was also significantly increased from 46.4 TKL to 112 TKL during the year. BPCL's Retail business recorded the highest-ever sales throughput and MS-HSD (i.e., petrol-diesel) handling of 32.5 MMT in the year 2022-23

BPCL's goal is to ensure that its products are easily accessible to customers. To achieve this goal, the Company commissioned 986 new retail outlets (NROs) during the year, taking the total number of retail outlets to 21,031 as on March 31, 2023. The Company strengthened its presence in the highly strategic markets and highways by commissioning 5 Company-Owned Company-Operated outlets (COCOs) and 4 GHAR outlets during the year, taking the tally to 333 COCO outlets. BPCL's signature brand of GHAR (One Stop Trucker Shops – OSTs) are strategically located on major highways to provide transporters and drivers 'a home away from home' experience.

BPCL is further pursuing setting up NROs in newer geographical areas and along upcoming expressway stretches to capitalise on the growth potential of these untapped regions.

With the Government emphasising moving from liquid fuels to gas and considering the change in the customer's preferences, BPCL aggressively expanded its Compressed Natural Gas (CNG) fueling infrastructure, with mechanical completion of 482 CNG stations and commissioning of 234 CNG stations during the year. With this, CNG fueling facility is now available at 1,599 of the Company's ROs across the country. CNG recorded a robust 32.47% growth, with total sales of 759 TMT during the year.

With the focus on improving customer experience and providing personalised services, BPCL strengthened and expanded its customer engagement initiatives across its outlets.

Building on the acclaimed Pure for Sure (PFS) initiative, BPCL extended the reach of 'NextGen' PFS to 179 cities through 2,500 ROs. NextGen PFS offers the highest standards of Quality & Quantity, enabled through advanced technology, thereby fostering trust. The automated Integrated Payment System (IPS) ensures that customers are digitally billed for the exact quantity of fuel they fill each time. These attributes, along with the new enhanced service standards, ensure that customers experience a seamless fueling journey from start to finish.

Acknowledging the growing demand for value-added services, the Company further expanded its non-fuel initiatives at the ROs. These services are designed to cater to the dynamic needs of diverse customer segments – rural, urban, and highway – differentiating BPCL from other OMCs in the marketplace. BPCL's collaboration with M/s. Fino Payment Services to provide comprehensive banking services to customers has now reached more than 12,000 ROs. It includes Aadhaar Enabled Payment System (AePS), Micro ATMs, Domestic Money Transfer, Cash Management System (CMS), and Government to Citizen (G2C) services. These initiatives helped the Company achieve Gross Merchandise Value (GMV) of ₹5,189 crore during the year. Over 2.6 million BPCL-SBI cardholders redeemed reward points to avail 12.8 million litres of free fuel during the year.

The BPCL-Bank of Baroda (BOB) Debit Card-based programme, along with the loyalty offerings of the BPCL SmartDrive programme, has reached over 2.5 million BPCL-BOB customers, lending this initiative the distinction of being the largest co-branded debit card in the country.

With the objective of delivering exceptional experiences to customers in this digital era, the Company launched an Advanced Loyalty Programme (ALP) across all markets. This programme is designed to provide customised solutions as well as enhanced customer convenience and personalisation. Further, as a value added service, API integration of the ALP with IT systems of Fleet customers was commenced during the year. BPCL enhanced its convenience offerings by commissioning 86 In & Out stores in addition to the already existing network of 114 In & Out stores.

In the continued efforts to make customers' fueling experience seamless, transparent, and efficient, BPCL

expanded its UFill initiative (a unique service in the industry) to more than 11,000 ROs in the country during the year 2022-23, catering to a customer base of 1.2 crore and facilitating about 42 million transactions. UFill allows customers to have total control over their fueling, i.e., convenient payment options, with preferred time and location. The auto-setting of the Multi-Product Dispenser (MPD) ensures that the customer gets a refill for a pre-paid amount without manual intervention, thereby providing a seamless fueling experience at the RO.

Keeping in mind the convenience of customers, 71 “Fuelkarts” were commissioned under BPCL’s Door-to-Door Diesel Delivery (DDD). With this, the total number of these mobile fuel bowsers has increased to 719. Additionally, 102 “FuelEnts” (Fuel Entrepreneur start-ups) were commissioned during the year, taking their total number to 265. BPCL has an exclusive pilfer-proof technology for its DDD service in place.

A novel Quick Oil Change promotion campaign was also launched across 7,290 ROs during the year. The campaign provided two-wheeler customers with the convenience of changing oil at BPCL ROs. Over 3.8 million customers benefited from this campaign during the year.

For the convenience of customers undertaking long road journeys, BPCL introduced an innovative concept of Highway Fast-Charging Corridors. A pilot project was undertaken in 2021-22, whereby DC 25 kW fast chargers were installed at 10 strategic outlets throughout the 900-km stretch of Chennai–Trichy–Madurai highway (NH-45). These charges are located at a distance of approximately 100 km from each other – to effectively address the range anxiety of EV users. The Retail business further strengthened this concept by commissioning 80 highway fast-charging corridors in the country during the year 2022-23. BPCL commissioned a total of 603 electric vehicle charging stations (EVCSs) during the year 2022-23, taking the total network of EVCSs to 692, which include 546 4W (CCS2) chargers for quick charging. BPCL has also entered into strategic alliances with MG Motors, Ola Electric, Hero Motors, Ather, RACEnergy, and VoltUp to set up fast-charging as well as battery-swapping facilities for electric four-wheelers and two-wheelers in cities and along highway corridors.

BPCL is cognizant that technology plays a critical role in facilitating and providing seamless customer service. Under its digital transformation programme, BPCL has

implemented cloud-based automation solutions at 19,690 ROs, with unique wireless Forecourt Controllers (FCC) and Android Point of Sale (APOS) machines that integrate with the loyalty solutions and all types of digital payments. To fortify strict and real-time monitoring at the RO forecourt, BPCL has leveraged technology for intelligent operations, and has introduced 16 IRIS cloud-based Interlocks to monitor fuel tanks, MPDs and nozzles across its fuel-retailing network. To improve efficiency, the Company has launched iBROMA, a platform for smart management of network through technology, which enables auto generation and closure of complaints through the system without manual intervention so as to reduce downtime.

The Company has started auto accounting at all COCOs/OSTSs with the help of state-of-the-art automation system, which will ensure accuracy in accounting and avoid manual labour. The generation of invoice and stock accounting happens automatically based on readings from MPDs and Automatic Tank Gauging (ATG) systems provided at the ROs.

To strengthen operations at the depots, BPCL evaluates safety and reliability at its locations through “Operability Index”, which is monitored on a real-time basis by IRIS (BPCL’s Digital Nerve Centre). The average Operability Index at retail locations was more than 99 for the year 2022-23, signifying safe and smooth operations.

The Company has also leveraged IRIS for managing Violation Tracking Systems (VTS) violations. Additionally, all permits for ultra-critical activities at retail locations are issued with mandatory monitoring through IRIS.

BPCL further leveraged technology for ease of business and introduced fully digital Electronic Dealer Financing Scheme (EDFS) platform with ICICI Bank. From dealer onboarding to disbursement of limit to dealers, everything is performed through the system, and onboarding is done within one day. A total of 1,450 dealers were on-boarded to ICICI EDFs platform during the year.

In the endeavour to strengthen safety measures for all operations and preparedness for any untoward incidents, BPCL conducted various initiatives to inculcate a culture of safety, incorporate safe practices, create awareness and impart safety training, including simulated fire drills at all depots and installations.

BPCL is dedicated to fulfilling its commitments toward a green environment. All Retail operating locations are Zero



Waste to Landfill (ZWL) certified. As a conscious corporate citizen, BPCL has implemented a ban on single-use plastic at all its locations. To reduce power consumption, all conventional lights at locations have been replaced with energy-efficient lights (LEDs). Considering the safety of people and the planet, BPCL has eliminated the use of asbestos from all its locations. The Company strictly follows the directives of the Central Pollution Control Board (CPCB) and National Green Tribunal (NGT), and accordingly it implemented Vapour Recovery System (VRS) at 1,700+ ROs in order to reduce emissions.

Overall, BPCL Retail business remained the front runner among its peers, delivering Trust, Convenience and Personalization with efficient operations and by offering digitally enabled solutions for customer convenience and to create value for all stakeholders.

### **Biofuels**

In line with Government's Ethanol Blended Petrol programme, BPCL achieved the highest-ever Ethanol blending percentage of 10.59% (consuming 143.1 crore litres of Ethanol) this year, from 8.68% in the previous year and aims at exceeding 12% in 2023-24. BPCL also commenced E12 (MS with 12% Ethanol blending) dispatches at 90 locations and E20 (MS with 20% Ethanol blending) dispatches at 12 locations during the year.

The Company has been blending 1G Ethanol produced from molasses, sugarcane, damaged food grains and surplus rice across all its locations pan-India. It has also augmented its Ethanol storage capacity at its supply locations from 51 thousand kilolitres (TKL) to 112 TKL in the last financial year and ensured Ethanol availability across the length and breadth of the country by carrying out movement of EBMS as well as Ethanol by rail to deficit locations/states.

BPCL is the industry coordinator for ethanol procurement and is spearheading the Ethanol Blended Petrol Programme by procuring 1G Ethanol from multiple sources.

BPCL procured 8.21 TKL of Biodiesel in the year 2022-23 and sold 116 TKL of Biodiesel-blended Diesel, thereby achieving a blending of 0.028%.

BPCL has also taken initiatives in the field of production of Compressed Bio-Gas (CBG) from biomass waste/biomass sources like agricultural residues, sugarcane press mud, municipal solid waste, etc. and issued 322

Letters of Intent (LOIs) for a total estimated production capacity of about 5 lakh tonnes per annum (TPA) of CBG. During the year, 2 CBG plants were mechanically completed by BPCL LOI holders. The Company added 37 ROs for Compressed Bio-Gas (CBG) retailing, increasing the number of outlets for CBG to 41.

### **INDUSTRIAL AND COMMERCIAL (I&C)**

The Industrial & Commercial business unit (I&C BU) is the marketing unit catering to the Business to Business (B2B) segment. During yet another year of complex patterns of business and exciting opportunities, the I&C BU continued to deliver customer delight with innovative solutions on the strength of cherished business relationships and unwavering customer focus.

Deeper understanding of customer options and competition canvass remained the core of the business unit's market intelligence and the dynamic strategies deployed across the entire product portfolio. With increased impact of global scenario on the domestic market, particularly in the Petchem segment, gathering real-time inputs related to global production and demand assumed greater significance during the year. The I&C team stayed tuned to the evolving scenario and made significant inroads into the import-dependent market.

Continuous enhancement of functional skills of the field force and leveraging technology to deliver Trust, Convenience and Personalization remained key focus areas to deliver superior customer experiences and maximize value and volumes.

The key initiatives of the year included dynamic pricing, new product segments, state-of-the-art logistic solutions and establishment of product supply-chain beyond refinery production. These initiatives facilitated capturing new market opportunities as well as enabled us to move into traditional strongholds of competitors. The typical challenges faced besides strong competition were extreme price volatility in the Company's products as well as the finished products of the customers due to the extreme geopolitical developments, differential with Retail fuel prices, domestic industrial growth variations and weather-related vagaries. During the year, the I&C team exhibited sharp focus, good execution of plans and strategies, while carrying out all requisite mid-course corrections as warranted.

For the year 2022-23, I&C achieved total sales of 6,167 TMT and the overall market share stood at 22.52% – the highest ever during the last six years amongst the three major PSUs, continuing clearly as the growth leader. The market share growth over the last year was 0.89%.

The HSD (diesel) sales performance by I&C was exemplary during the year amidst the huge challenge faced in terms of price differential vis-à-vis retail channel. HSD market share grew by 4.62% in the B2B channel. The potential from key segments of fisheries, railways, bunkering, mining, and infrastructure was well harnessed, with the new business volume of 180 TKL per annum from Gujarat Fisheries being the cornerstone of superior performance.

The team leveraged strategic customer tie-ups and the effective logistic arrangements of multi-modal transportation and secondary Petchem storage facility at Kandla to register sales of 190 TMT of niche products. Diversified industry segments such as paints, plasticizers, adhesives, water treatment, as well as agriculture and textile chemicals were catered to with a virtual tonne-to-tonne import substitution of these products, resulting in estimated foreign exchange savings to the order of ₹ 2,400 crore for the user industries. Based on the indigenous technology developed by BPCL's Corporate Research & Development Centre, the first supply of Super Absorbent Polymer (SAP) was made from Kochi Refinery.

Pursuing the strategy of trading, the BU registered sales of 67 TMT of Bitumen through third-party sourcing and imports, enhancing the geographical reach in key growth markets.

Bunkering remained a strong focus area, and with efficient product placement and smart business deals, a record Very Low Sulphur Fuel Oil (VLSFO) sale of 360 TMT was registered during the year at the three port locations of Kochi, Mumbai and Kandla.

With customized offerings, the BU also achieved highest-ever sales of Benzene, Hexane, Toluene and LPG Bulk.

Sustaining the efforts on product development, a new grade of kerosene, namely, "Smokeless SKO" was developed, which will go a long way to improve the working environments for the Indian Armed Forces operating in higher-altitude locations. The first supply of the new grade was made to Indian Army in Northern Command in January 2023. During the year, I&C commissioned state-of-the-art scattered tankage facilities

for Indian Army at Nimmu for uninterrupted operations at the strategic location.

With tailored and prudent commercial offerings, the BU entered into 73 key MoUs with major customers for securing 1,000 TMT of annual business volumes across various product portfolios.

The business obtained REACH (Registration Evaluation Authorization and Restriction of Chemicals) compliance certification for all six Petchem products, Mineral Turpentine Oil (MTO) and Food-Grade Hexane.

The business unit continued the journey of digital transformation under the initiative Project Anubhav and took several steps for a smooth roll-out of the feature-rich customer engagement platform HelloBPCL and customized dashboards for elevated customer experience, while enhancing the overall internal efficiency to serve the customers.

Structured engagements with customers and other stakeholders were ensured through seminars and workshops for various business segments such as infrastructure, pharma and food, and manufacturing.

Backed by excellent past performances amidst very challenging times and growing competition, I&C looks forward to sustaining the momentum in the golden era of the nation's growth.

## GAS

BPCL is committed to realising the aim of developing India as a predominantly gas-based economy. It strongly advocates the vision of green and clean environment. It has taken steady steps in upscaling its operations and ensuring supply of gas. BPCL is further strengthening its position and developing its ecosystem across the value chain in terms of sourcing, securing long-term tie-ups, tie-ups in import terminals, booking of regasification capacities, entering into tie-up agreements in major pipelines, establishing and expanding City Gas Distribution (CGD) networks to reach gas to its customers.

The Company has its footprints in all gamuts of gas business. It caters to the requirement of its refineries, CGD network comprising Compressed Natural Gas (CNG) stations, as well as Piped Natural Gas (PNG) for its domestic (household), industrial and commercial customers.

BPCL has sourced its gas requirements through long-term contracts, spot purchases, domestic gas purchases

through bidding in e-auctions, Regassified Liquefied Natural Gas (RLNG) tenders and trading on India Gas Exchange (IGX). These platforms for purchasing gas have been instrumental in the Company minimising its purchase cost, maximising its profitability, insulating the company from risks and securing the needs of its customers in a highly volatile market.

The Company has sourced a total of 1,524 TMT of gas, out of which 615 TMT was consumed internally by its refineries and 905 TMT was sold to various customers in Fertilisers, Power, Petrochemical, Steel and to the CGD network across the country. CGD sales have grown by 2.25 times, from 18.47 TMT to 41.39 TMT during the year.

BPCL has fast-paced the development of its CGD network by investing ₹ 1,343 crore in capital expenditure for the year 2022-23 and earmarking another ₹ 3,000 crore for 2023-24. For the 8 new Geographical Areas (GAs) secured in the 11 and 11A CGD Bidding Rounds of Petroleum and Natural Gas Regulatory Board (PNGRB), BPCL has pegged capital expenditure of ₹ 35,355 crore.

BPCL, together with its joint ventures, has secured a trade area of total 50 GAs that covers 105 districts. Out of the 25 own GAs that cover 62 districts across the country, 13 GAs have been commissioned and sales in the balance 12 will commence in the next financial year. Presently, the Company has mechanically commissioned a total of 448 CNG stations, out of which 238 have been gas-charged and the balance will be gas-charged in the next financial year. During the year, 90,300 PNG domestic connections were added to the existing base of 53,800 connections. BPCL laid 5,035 inch-km steel pipeline to reach and cover its allocated GAs during the year.

For reaching its target customers and gas proliferation, BPCL launched the tagline #TheGoodPrint on social media. The 'Suraksha Mein Shakti' campaign was conducted for educating customers on safe usage of gas. To spread awareness on natural gas, the "Catch them young" campaign was organised for schools and colleges students.

With the merger of BGRL with BPCL, the Company is on its way to realize great synergies and enhanced efficiencies.

Despite the highly volatile market, the Company managed its gas business effectively to increase its marketing

volumes and margins, and expanding its reach to newer geographies.

## LUBRICANTS

The Indian lubricants market is the third-largest and one of the fastest growing in the world. The lubricants space in India is fiercely competitive, with 35 seasoned players vying for a larger share in the market. The year 2022-23 saw a consumption of approximately 3,823 TMT of lubricants in the country. A recent Kline report on "Opportunities in Lubricants: India Market Analysis" has provided a forecast for the next 5 years, projecting the demand for finished lubricants to grow at a CAGR of 1.9%.

In the year 2022-23, Indian lubricants industry was impacted by the global economic slowdown, fluctuating base oil prices, increase in raw material and packaging costs and dollar exchange prices, creating stress on the entire value chain. The Lubes Business has overcome these challenges by reorganizing and rebuilding itself during the year. BPCL's proficient research team, robust business model, brand strength, customer-centric approach, supply-chain resilience and strong customer base helped MAK Lubricants to sustain business in the year 2022-23. Export business in South Asian countries and the Middle East witnessed headwinds, impacting revenues. MAK Lubricants continued to engage and reach the existing customer base in these geographies and made its first footprint in East African countries. Customer engagement through various 'Below the Line' (BTL) activities was a key driver for business during the year.

MAK Lubricants focused on Environment, Sustainability and Governance (ESG) with continuous process upgradation, product development and leveraging of technology. For clean environment, the Company commissioned 4 AdBlue (Diesel Exhaust Fluid) plants for ensuring self-sufficiency and reducing carbon footprint. For a sustainable future, 3,172 MT of plastic waste was recycled under Extended Producers Responsibility (EPR) and the MAK ECO range was introduced for two-wheelers/cars/auto/heavy commercial vehicles (HCVs) and hydraulic vehicles, developed from re-refined base oil. To counter spurious products in the market and ensure last-mile genuineness of product to end-consumers, a QR code-based verification process has been introduced, with QR code printed on product packs.

With the stupendous response received for this initiative, it has been scaled to all product packs.

With a humongous nationwide network of 21,031 retail outlets, continuous customer engagement through various initiatives like Quick Oil Change (QOC) machines, dispensers, rural-focused initiatives and product-specific campaigns have helped MAK Lubricants to improve its visibility and increase awareness of the brand. In the Bazaar channel, the business unit focused on strengthening the network, empowered with digital tools and policy changes. The business continued to maintain leadership in two-wheeler original equipment manufacturers (OEM) business by providing advanced technology lubrication solutions. For the industrial sector, the business unit re-defined its business processes by providing comprehensive solutions, i.e., value-added services, such as condition monitoring and coolant management. The customer interface platform 'HelloBPCL' is being leveraged for providing end-to-end solutions for consumers. To fulfil the market requirements, BPCL introduced 15 new grades and 37 new stock keeping units (SKUs) in the synthetic and mineral space, which helped in capturing niche segments.

With extension of network reach and product proliferation as business pillars, and technology and service-centricity as growth engines, the MAK team plans to grow its business in both domestic and global markets.

## LPG

Amidst the global turmoil, rising inflation and surge in international LPG prices, the LPG business faced a challenging environment during the year. However, with its continued focus on efficiency and customer-centric initiatives, the LPG BU not only ensured sustained expansion of the business, but also improved its market effectiveness.

The business registered its highest-ever sales of 7,925 TMT of LPG for the year, attaining a growth of 3.41%, against the industry growth of 2.67%, thereby increasing the market share by 0.19% during the year. With the objective of ensuring promotion of clean fuels and to increase the proliferation of LPG further, another 15 lakh customers were acquired under Pradhan Mantri Ujjwala Yojana (PMUY) and Ujjwala 2.0, taking the total BPCL customer base under the PMUY scheme to 2.49 crore since the inception of the scheme in the year 2016-17. New customer enrolment of 27 lakh during year took BPCL's domestic

LPG customer base to 9.08 crore at the end of the year. To ensure enhanced service levels and assured availability of cooking fuel at home, the Company encouraged customers to opt for Double Bottle Connections (DBC) and upgraded 10.02 lakh customers to DBC. To ensure that Bharatgas is available at places closer to customers, the business unit added 37 new distributorships during the year, taking their number to 6,244 as on March 31, 2023. Also, 137 non-domestic distributors were added to BPCL's portfolio to increase the commercial LPG footprint and improve service levels. Focusing on rural outreach and to improve awareness and availability of LPG in rural areas, an additional 4,302 village-level women entrepreneurs, christened as "Urja Devis", were enrolled. These entrepreneurs promote clean cooking fuel, and spread safety awareness, while also promoting non-fuel offerings in rural areas. Urja Devis are helping BPCL to spread enhanced awareness about the usage of LPG, to ensure availability of LPG nearer the home, bridging the last mile connect, and enhancing women entrepreneurship, leading to empowerment of women in rural areas. To provide convenience and ease of being able to pay from anywhere, anytime, under the Hon'ble Prime Minister's mission of "Digital India", BPCL rolled out different options for digital payments like online, UPI, wallets, UPI123Pay, etc. For the first time in the industry, 'Buy Now and Pay Later' (BNPL) was piloted during the year at Lucknow, to address affordability issue of the low-income segment of consumers. Under the initiative, consumers can pay 50% of the cost at the time of delivery of LPG refills and the balance through weekly instalments.

The business took a significant step by initiating a Consumer Retailing model through its "In & Out" brand of convenience stores at LPG distributorships. The first store was commissioned at Sehore, Madhya Pradesh, and during the year, a total of 23 stores were commissioned to leverage cross-sales opportunities.

In terms of LPG bottling, the production stood at 7,699 TMT of LPG, recording a growth of 1.32%, with capacity utilisation of 100%. Furthermore, the augmentation of cryogenic storage facility at Uran Terminal is currently in progress, which will enhance storage infrastructure on the west coast, thus facilitating higher imports. During the year 2022-23, BPCL procured its fifth LPG rake, not only boosting its logistics capability but also reducing the placement cost, apart from reducing road movement of bulk LPG.

LPG bottling plants in BPCL continue to maintain their record of best practices in Health, Safety, Security and Environment (HSSE), coupled with improvement in productivity and cost leadership. During the year, to reduce energy consumption, an energy audit was conducted at 21 LPG bottling plants under Energy Efficiency Indexing (EEI). All plants have completed Energy Efficient Lighting (EE), reducing the carbon footprint.

Solar plants of 1,290 kilowatts-peak (kWp) capacity were commissioned at various LPG bottling plants, taking the total installed solar power capacity to 2,957 kWp. Towards greening of the environment, the LPG BU planted 6,267 trees during the year. All BPCL LPG bottling plants have successfully obtained certification for “Zero Waste to Landfill” (ZWL) and Integrated Management System (IMS).

To further improve the safety culture across the value chain among the stakeholders, Bharatgas Safety Day is observed on the 21<sup>st</sup> day of every month. On this day, all stakeholders come together and spread LPG safety awareness among the stakeholders on handling and using LPG. To build competency of plant officers, HSSE officers and plant in-charge were provided with training, who later received the internationally acclaimed NEBOSH certification. To improve customer awareness regarding the safe usage of LPG, 70,000+ safety clinics were conducted during the year, along with over 12,000 LPG Panchayats.

During the year, Operation & Maintenance (O&M) services were started at 5 more LPG plants (Bakania, Dharwad, Bareilly, Surat and Jaipur) and now a total of 10 LPG plants are operating on O&M services.

To make the availability of bottling of LPG Cylinders closer to consumption centres and to economise the operations, 7 private bottling plants were commissioned under an Industry tender during the year.

BPCL launched India’s first HTE (High Thermal Efficiency) hotplate in 2021-22, with in-house developed patented technology that delivers 74% thermal efficiency, which is the highest available in the industry, and marketed more than 75,000 of these hotplates during the year.

The new Import Terminal of Aegis at Kandla was utilized, and the first Ship-to-Ship (STS) transfer of LPG vessels took place at Dhamra (Odisha) for supply to Haldia Terminal, resulting in significant cost savings.

During the year 2022-23, BPCL completed the development of technical specifications for High Tensile Strength Steel (HTS) cylinders, which are about 20% lighter than conventional cylinders. The use of these cylinders will substantially reduce physical strain on delivery staff, while also generating cost savings.

## AVIATION

During the year 2022-23, the Aviation Sector in India rebounded with the containment of COVID-19 and the lifting of travel restrictions worldwide. The recovery was mainly led by the domestic sector. ATF sales in domestic and international segment reached 93% and 88% of the pre-COVID year of 2019-20, respectively.

The Aviation business achieved sales volume of 1,738 TMT with the highest growth amongst OMCs and experienced highest-ever jump in market share, from 22.34% to 25.04%. This stellar performance was due to increase in sales in domestic segment, from 15.35% to 17.36%. This was largely on account of increased share of business with the Tata Group of Airlines. Also, a bright beginning was made with the enrolment of Akasa Air – the youngest domestic airline. In the international segment, the business successfully rolled over contracts with leading international airlines of the world.

BPCL currently has 65 Aviation Fueling Stations (AFS) (including 4 AFS at defence locations), which is excluding the Army stations. The Company has successfully commenced fuel farm and into-plane operations at the new Manohar International Airport, Goa, and is in the final stages of commissioning a state-of-the-art fuel hydrant system. BPCL has also won the bid for laying a dedicated ATF pipeline of 34 km from Piyala (Haryana) to the upcoming Noida International Airport at Jewar in Uttar Pradesh.

AFSs at Deogarh (Jharkhand), Jeypore (Odisha), Aizawl (Mizoram) and Nashik (Maharashtra) were commissioned in congruence with the opening of airports in India’s hinterland under the Regional Connectivity Scheme of Government of India. The Company augmented ATF facilities at the existing installations and depots. This reaffirms BPCL’s commitment to develop aviation infrastructure in the country.

In line with CORSIA (Carbon Offsetting and Reduction Scheme for International Aviation) mandate for Sustainable Aviation Fuel (SAF), BPCL is actively engaged in pursuit of this goal. This is another significant initiative towards protecting the environment.

## NEW BUSINESSES

Through the recently formed business unit “New Businesses”, BPCL has started making its imprints on Consumer Retailing in rural India and offering consumables, durables and services, by leveraging BPCL’s network of retail outlets and LPG distributors. As part of the business model, the Company is creating village eco-centers by training rural women and providing them the necessary support and inputs to become village-level entrepreneurs. These village-level entrepreneurs – “Urja Devis” – are BPCL’s mascots in deep rural areas of the country, taking fuel and non-fuel offerings to the rural customers and representing the ethos and values that BPCL has stood up for over the years.

The Company commissioned 109 In & Out stores and enrolled 1,000+ Urja Devis during the year 2022-23, and aims to expand aggressively in this space going forward. The proof of concept of the comprehensive strategy of a unique digitally enabled omni-channel ‘consumer rural retailing’ mode has been established. It focuses on the ever-growing rural market, where a bouquet of fuel and non-fuel products are being arranged together, catering to the wide assortment of fuel and non-fuel needs of consumers.

The rural consumer retailing model not only helps in increasing fuel turnover, but also gives an avenue for revenue generation to BPCL as well as its channel partners. BPCL will be one of the first companies to reach deep rural customers and set up an organized retailing ecosystem of this scale.

## RENEWABLE ENERGY

In line with the national commitments, BPCL intends to diversify its energy portfolio by building a robust renewable energy business. The ambition is to build 1 gigawatt (GW) of renewable energy capacity by 2025 and 10 GW by 2040, through organic and inorganic routes. In this context, BPCL is aggressively pursuing various initiatives and is tapping investment opportunities to propel the journey of energy transition.

The RE BU is pursuing clean energy objectives of BPCL and diversifying the Company’s product portfolio to be an integrated energy company. The plan is to make BPCL a leading clean and renewable energy company by providing sustainable energy solutions through deployment of technology and innovation in a socially responsible

manner. In supporting the cause of nurturing the planet through cleaner energy solutions, the BU is implementing various projects for the Company to achieve net zero (in Scope 1 & 2) by 2040.

Currently five solar projects across Kerala, Maharashtra and Madhya Pradesh are in various stages of execution with an aggregate capacity of 45.5 MW at an investment of ₹ 245 crore. BPCL is also implementing 2 wind power projects in Maharashtra and Madhya Pradesh with an aggregate capacity of 100 MW at an investment of ₹ 978 crore.

In line with the National Hydrogen Mission and meeting emission targets, and BPCL’s net-zero roadmap, the first green hydrogen plant, is being implemented at Bina Refinery.

## PUBLIC RELATIONS & BRAND

The cardinal goal of brand communication is to achieve a unique impression on target audiences to garner greater brand recognition and brand loyalty. In this quest, especially in this age of hyper-scale digital interactivity, BPCL has evolved in sync with the changing times.

### 360-Degree Brand Building and Marketing Campaigns

During this year, BPCL strengthened its social media presence even further, up from its already strong position in this space.

A well-tuned strategic impetus helped the Company in expanding the base of its followers, exceeding the expectations in sheer numbers as well as depth of engagement.

Especially remarkable in this endeavour is the Company’s Facebook page. With 25.7 lakh followers at the turn of the year 2022-23, it became the second largest followed page among Oil & Gas majors in Asia, only behind the global giant Aramco. By the same token, BPCL’s Twitter handle became the highest followed among Indian Oil & Gas companies and a leader among OMCs on LinkedIn, with 2.16 lakh followers.

The Company’s social media handles recorded a jump in the number of followers by 7.30 lakh on all social media handles, resulting in a combined growth of 26.80% and taking the followership to 34.50 lakh.

Leveraging the Company’s product strengths and their unique appeal, 12 mega marketing campaigns were launched during the year, in collaboration with Business

Units and Entities, generating a reach of approximately 13.32 crore.

The focus was on diverse approaches to brand building. Going beyond brand promotion, the Company targeted capturing the essence of CSR, HSSE, technological advancements and a series of impactful activities and initiatives.

### **Public Relations for Deeper Impact**

The PR accomplishments spoke for themselves as BPCL achieved the highest Advertorial Value Equivalent (AVE) of its media coverage, among OMCs, with 41% share of voice.

The Company occupied the media space predominantly and extensively with currently relevant topics. These included BPCL's far-reaching digital transformation, promotion and expansion of greener fuels and other product offerings, investments in EV fast-charging infrastructure and renewables, as well as its net-zero ambition. This helped BPCL stay ahead of the curve in customer-centricity, innovation, energy transition and sustainability.

### **Strong Brand Identity through Website**

During the year, the underpinnings of the Company's web presence were enhanced in several crucial ways.

The BPCL web migrated to a cloud infrastructure platform. This has brought clear gains in terms of improved cost, speed, security, operational efficiency, and faster disaster recovery.

The Company also invested in Search Engine Optimisation (SEO), which boosted its 'discovery' in the crowded web space and allowed it to gain traffic on the website, while also increasing the online visibility of BPCL's broad gamut of activities.

These targeted efforts helped immensely in increasing organic website traffic by a quantum of 80%, and traffic value by 61% (US\$ 191,300). Moreover, BPCL website now has a monthly monetizing value of ₹ 98 lakh-plus.

Another tangible metric showed that 34 out of 100 keywords made to the first page and there was a 29-fold increase in second and third page keywords with intelligent SEO.

### **Brand Positioning on Global Platforms**

One of the defining international events of the year was the inaugural edition of India Energy Week 2023,

where BPCL showcased its stature amongst the biggest names in the industry, elevating its brand position globally. The BPCL pavilion reflected the Company's formidable capabilities and global span. A charismatic crowd-puller, the pavilion was punctuated with high-profile visits.

The Company launched a series of communications through high-impact branding to amplify its participation beyond its exhibition presence before, during and after the event.

BPCL also showcased its technological prowess, world-class products and future endeavours at Abu Dhabi International Petroleum Exhibition and Conference (ADIPEC) in Abu Dhabi and World LPG Forum in New Delhi.

### **BPCL Podcast**

Adding a glorious chapter to its online communications, BPCL became the first Indian Oil & Gas company to launch an energy podcast, reaffirming the Company's thought leadership on a range of subjects concerning energy transition, environment, technology, and much more – and not just limited to BPCL activities, but also covering broader industry perspective.

At India Energy Week 2023, 'BPCL Podcast – Unlocking Possibilities, Empowering Lives' was launched by Shri Hardeep Singh Puri, Hon'ble Union Minister for Petroleum & Natural Gas and Housing & Urban Affairs, making the program an instant hit. It was also a privilege for BPCL to have the Hon'ble Minister as its first guest on the inaugural episode of the BPCL Podcast.

The podcast provides a platform for engaging thought leaders in rich discussions on how India is meeting the challenges of energy security and environmental sustainability, impacting long-term energy transition and paths towards decarbonizing energy.

### **Awards**

BPCL was showered with numerous accolades during the year. The PR & Brand team reaped a bumper crop of 9 excellence awards at the 16<sup>th</sup> Global Communication Conclave organized by Public Relations Council of India (PRCI) at its 2022 awards ceremony, reflecting the Company's purpose-driven public relation and brand strategy. Lauded at the forum was BPCL's dynamism and highly effective approach to brand communication that leverages the power of both traditional and digital

media to reach niche audience segments as well as society at large.

The Company was also conferred several more prestigious recognitions – ‘Most Preferred Brand 2022’ award from Marksmen Daily in association with TimesNow, and ‘Corporate Communication Outreach’ Award from Economic Times, as well as 8 more Excellence awards for ‘Corporate Collaterals’ from Public Relations Society of India.

### **Brand Quiz Baadshah**

This year, it was yet another ‘head-scratching’ season for Brand Quiz Baadshah (BQB) – BPCL’s long-running iconic employee-engagement quiz program on Corporate IQ.

BQB tested the mettle of contestants, pitting teams from across various regions against each other in fierce battles. Restarted last year after a brief pause during the pandemic period, this Asian award-winning program continued its inimitable journey, challenging the sharpest minds to achieve the crowning glory.

### **Thought Leadership**

The purpose behind the thought leadership content presented goes beyond brand awareness. It aims to establish richer, more meaningful relationships with the target audience. For almost two years, the Company has been using its vast experience and leaderships to reach out to target audiences through media interviews, participations in panel discussions, speaker opportunities, etc. This year as well, through a series of television, print and digital interviews and media engagements, BPCL reaffirmed its position as a prominent thought leader in its field and areas of expertise.

### **PROJECT ANUBHAV – BPCL’s DIGITAL TRANSFORMATION INITIATIVE**

Project Anubhav is an ambitious digital transformation initiative aimed at delivering the best customer experience across all touchpoints of BPCL, achieving operational efficiencies, and enabling agility in the field. All initiatives under Project Anubhav are underpinned by the three foundational pillars –Trust, Convenience and Personalisation.

The customer engagement platform HelloBPCL is an umbrella platform for customers to avail of all BPCL products and services at one place. At the same time,

it gives BPCL a 360-degree view of customer’s energy needs. With HelloBPCL unified mobile app and portal, customers can order LPG refills, buy fuel, earn loyalty and reward points as well as redeem them, and make payments, all in one place. HelloBPCL is a one-stop solution for BPCL’s B2C as well as B2B customers. HelloBPCL has more than 30 lakh registered users and has a footprint of over one lakh customers per day. The platform handles bookings of more than 20,000 LPG cylinder refills, 1,000+ distributor portability requests, 100+ Double Bottle Connection (DBC) requests, 4,000+ Lubes reward coupon redemptions and more than ₹ 180 crore of fuel purchases through SmartFleet loyalty program on a daily basis.

The platform also serves as a one-stop business portal for industrial and commercial customers, with end-to-end indent management. This platform digitally empowers customers and their logistics partners to track and trace product delivery.

Further, Project Anubhav has revamped and developed the next generation of SmartFleet (ALP, or Advanced Loyalty Program) for fleet owners, which is now available on HelloBPCL platform. It enables the entire value chain, from the driver in the fueling bay to the group fleet manager’s dashboard, to the back-end ERP solution of the corporate customer, with personalized reports, simplified fleet management and fueling controls. It can even be integrated with the back-end ERP solution for corporate customers, with Cash Management System (CMS) and provide personalised reports to fleet owners. With more than one million-plus registered customers, the Advanced Loyalty Program is extensively used by fleet customers, registering fuel purchases worth more than ₹ 5,000 crore per month through this application.

BPCL has introduced conversational Artificial Intelligence (AI)-driven and NLP-enabled chatbot, “Urja”, for customers. It is capable of conversing with customers in 13 languages, on WhatsApp and the BPCL website. As an intelligent virtual assistant, Urja provides a range of services, including LPG bookings, mobile number updates, fuel station locations and prices, fuel delivery requests, BPCL product information, handling complaints and feedback, and answering FAQs. Around 9 lakh unique users interacted with Urja in the year 2022-23.

MAK Lubricants is a key player in the highly competitive Indian lubricants industry with a strong market presence.



Known for its intricate supply chain, diverse portfolio of brands and sub-brands, and evolving customer schemes, the lubricants business has implemented an integrated supply-chain initiative utilizing QR code technology. This initiative ensures complete product traceability, enables genuineness checks for customers, offers loyalty schemes to mechanics and retailers, and facilitates instant coupon redemption and cashback for coupons found in MAK Lubricants packs.

UFill, an innovative customer-centric digital initiative, which was launched during the previous financial year, has also received high traction from the consumers. It is a unique and innovative UPI-based solution for instant generation of pre-paid fuel vouchers which can be redeemed at BPCL fuel stations. The solution, which is integrated with fuel dispensing machines, ensures inherent transaction and fueling transparency. Customers generated about 42 million UFill vouchers worth ₹ 1,678 crore during the year 2022-23.

With an objective to empower BPCL field force in building stronger customer relationships, SalesBuddy, a Customer Relationship Management (CRM) platform powered by the M/s Salesforce, is being leveraged. SalesBuddy enables BPCL's front-end sales team to manage customer visits, manage leads, provide a 360-degree view of the customer, manage tasks and activities as well as carry out customer service.

IRIS – BPCL's Digital Nerve Centre – continues to remotely monitor and facilitate operations across the Company's vast network of fuels depots, LPG bottling plants, fueling stations and tanker fleet, integrates various systems, such as Internet of Things (IoT) sensors, automation systems, GPS tracking systems, CCTV monitoring, and more at these locations, processing 3 million inputs per second from these systems. IRIS ensures optimal performance, guaranteeing the delivery of high-quality products at the right price, reinforcing customers' trust. It establishes compliance, monitors equipment health, triggers automated alerts and actions for equipment failures or hazardous situations, empowering BPCL's workforce to make informed decisions and take pre-emptive actions to enhance product and service quality. Currently, IRIS is integrated with 19,000+ fuel stations, 89 Retail terminals, 53 LPG plants, and 25,000+ tankers, handling more than 4 lakh exceptions every month.

BPCL is leveraging best-in-class cutting-edge technology solutions and collaboration with leading

technology companies to deliver Trust, Convenience and Personalisation to both external as well as internal customers.

Having implemented 10 major applications for enhancing customer engagement, ensuring smarter operations, and enabling an efficient sales force, Project Anubhav has positioned BPCL at the forefront of digital transformation in the Oil and Gas industry in India. As BPCL continues to evolve existing digital applications, more such applications and platforms are being developed and implemented under Project Anubhav.

## CORPORATE STRATEGY

To achieve organizational vision and goals, the Corporate Strategy department plays a pivotal role in developing and evolving medium to long-term strategies. The department continuously engages with various business units within BPCL to co-create their strategic plans. The team continuously scans the environment to track cutting-edge technologies that can disrupt the current business and also explore organic and inorganic opportunities which will help the company to deliver and sustain high performance.

Across the world, Governments are making policy announcements to ensure that the energy landscape shifts towards low-carbon solutions and technologies. India, too, has taken ambitious targets towards a greener and cleaner environment, promoting proliferation of various alternate energy sources like ethanol, bio-diesel, sustainable aviation fuel, solar, wind, energy storage, electric vehicles, green hydrogen, etc.

Aligned with the national priorities, BPCL is actively looking at diversification opportunities to develop a business case for future investments, to open avenues of growth and de-risk the existing businesses in this rapidly evolving scenario. Major focus areas of the Corporate Strategy department are building low-carbon portfolio of gas, biofuels and renewables; transforming fuel retailing by developing the new age mobility solutions; and building a resilient hydrocarbon portfolio, including petrochemicals to make existing business more efficient, flexible and profitable. Corporate Strategy is evaluating M&A opportunities in sectors like non-fuel, renewables, hydrogen, etc. to meet the long-term aspiration of BPCL to become an integrated energy company.

The Corporate Strategy setup also leverages India's vibrant startup ecosystem by supporting promising startups under its Startup initiative christened as Project Ankur. The initiative was started in 2017, in line with Government of India's "Startup India" initiative and recognizing its importance as an innovation engine. The aim of Project Ankur is to develop an ecosystem that nurtures entrepreneurship in the country by backing innovative ideas/concepts that have the potential to grow into promising startups and create a multiplier effect. By engaging with the startups at an early stage, BPCL also gets access to some of the path-breaking technologies and solutions in the energy space. BPCL has allocated ₹ 78 crore for this purpose in three phases. This fund is being utilized to support deserving and budding startups in various ways, including grant funding. A total of 31 startups have been selected for grant funding, amounting to a total of about ₹ 27.9 crore, out of which ₹ 26.7 crore has already been disbursed up to March 31, 2023. In addition to grant funding, BPCL is also providing mentoring and guidance to the startups. BPCL continuously engages with the startup ecosystem in India, including Startup India, leading academic institutions, incubators, accelerators and venture capital investors, etc. to ensure that BPCL funds are utilised to address the challenges related to energy sector.

### **HEALTH, SAFETY, SECURITY & ENVIRONMENT (HSSE)**

Health, Safety, Security and Environmental are core to all spheres of our business. The objective is to achieve zero incidents, effective containment of hydrocarbons and mitigation of associated hazards. The Company's endeavour is to achieve its mission of 'Zero Incidents, Zero Harm and Zero Excuses'.

BPCL has in place a Corporate Safety Management System (CSMS) and 12 Life Saving Rules (LSRs) cutting across all business units, which bring in standardisation and a uniform understanding of Safety Management Systems (SMS). Internal and external audits are an integral part, and compliance of recommendations are given topmost priority. External Safety Audits (ESAs) are frequently undertaken by Oil Industry Safety Directorate (OISD), Petroleum and Natural Gas Regulatory Board (PNGRB), Factory Inspectorate, etc., and recommendations are implemented in a time-bound manner.

The Company has a well-structured Emergency Response Disaster Management Plan (ERDMP), which

encompasses Preparedness, Mitigation, Planning and Restoration (PMPPR). Mock drills are regularly conducted and reviewed to ensure emergency preparedness at all locations. Incident Reporting is a very critical activity with respect to disseminating the learnings across the Company. Incidents reported in the system are thoroughly investigated, while root cause analysis is undertaken and shared with all stakeholders to enhance collaborative learning for safer operations and greater adoption of best practices. Governance practices of the safety systems and standard operating procedures (SOPs) are regularly monitored and reviewed to ensure safe operations across all locations.

To enhance safety across all business units, various technological interventions like robotic cleaning of confined spaces, IIoT (Industrial Internet of Things) based Wireless Asset Monitoring System, cloud-based HSSE portal, Manpower Monitoring System, camera feeds and drones (for turnaround safety surveillance in refineries) are being used. Integrated Electronic Work Permit System (e-WPS) with Integrated Risk Information System (IRIS) is used for monitoring all ultra-critical activities. The Pipeline entity implemented Interlock Bypass Online Authorization System to enhance process safety with mapping of Geographical Information System (GIS) to enable comprehensive data management of entire pipelines on a single platform, with concurrent access from anywhere at any time.

The technology of Vehicle Tracking System (VTS)/ Electromechanical (EM) digital locks was integrated with IRIS at central command and control centre, ensuring Industrial Transport Discipline Guidelines (ITDG) for recording, monitoring and corrective actions against en route violations, which had an impact on reduction of in-transit accidents. Process Safety Management (PSM) has been successfully implemented to enhance safety at all refineries.

Training of more than 2,350 man-hours, covering 500 participants, was imparted on various topics of Health, Safety, Security & Environment. This included mandatory online trainings for HSSE role holders on 14 strategic modules through M/s. Du Pont. High-impact webinars were organised on Health (Lifestyle improvement), Safety (Scientific Accident Investigation Safety Leadership) and Environment (net zero, lifecycle assessment, waste management, etc.) across BPCL. Refineries conducted training programmes on process safety management,

contractor safety programmes on scaffolding, turnaround management, maintenance activities, etc.

Refineries, Pipelines and Marketing have been re-accredited with ISO 9001:2015, ISO 14001:2015 and ISO 45001:2018 standards for Quality, Environment & Occupational Health, and Safety Management systems.

BPCL is dedicated to addressing the issues of climate change and global warming, and believes that a comprehensive solution, which includes technological advancements, efficient use of energy and economically viable energy transition alternatives, is the need of the hour for ensuring environmental safety and sustainable development ecosystem.

In line with the nation's objective of achieving net-zero emissions by 2070, BPCL has set a target of achieving net-zero for its controllable (i.e., Scope 1 and 2) greenhouse gas (GHG) emissions by 2040. BPCL has identified various short-term and long-term levers to reduce emissions and achieve net-zero targets. Renewable Energy (RE) generation has been identified as one of the key thrust areas, with the initial objective of addressing in-house power requirements through renewable sources and, subsequently, establishing itself as a renewable power producer.

For setting up major solar projects, land parcels within BPCL group have already been identified and feasibility studies are in progress. The company has collaborated with various State Governments and organizations like Bhabha Atomic Research Centre (BARC), Solar Energy Corporation of India (SECI), Hero MotoCorp, etc. for cooperation in the RE space, with specific focus on solar, wind, electric mobility, green hydrogen, and waste-to-energy projects. With increased impetus on green hydrogen, BPCL has carried out internal studies, which indicate that to achieve a target of 10% green hydrogen for all its refineries by 2030, around 72 metric tonnes (MT) per day of hydrogen would be required in refinery operations. To begin with, BPCL is implementing a green hydrogen plant at its Bina Refinery. Besides, BPCL is also setting up a pilot project with BARC technology at its Corporate Research and Development Centre (CRDC), Noida to study the commercialization of the technology and further scaling it up in due course of time.

BPCL is in the process of identifying viable Carbon Capture, Utilization and Storage (CCUS) technologies which can be implemented in its refineries to capture CO<sub>2</sub>

emissions. These emerging technologies shall be adopted gradually with focus on Scope 1 emissions. In alignment with the net-zero goals of BPCL, CRDC is working on various CCUS technologies such as carbon capture from refinery off-gases. The Company has simulated Moving Bed Adsorption (SMB), methanol production from CO<sub>2</sub> captures and Sustainable Aviation Fuel (SAF).

The Company has institutionalized sustainability as a core parameter in its philosophy and endeavours to make the performance on its sustainable development initiatives transparent and available in the public domain. BPCL benchmarked its sustainability initiatives on Environment, Social and Governance (ESG) parameters on the Dow Jones Sustainability Index (DJSI) platform and was ranked 8th best company globally in the Oil and Gas Sector for the year 2022-23. BPCL also benchmarked its performance on Carbon Disclosure Project (CDP), a platform of sustainability and climate change, representing Company's transition towards environmental stewardship and maintaining its rating at 'Management Level', which is the best amongst the Indian Oil and Gas sector and on par with international peer group. The Company's efforts on sustainability were recognized during the year by various institutions and agencies through a number of awards and accolades such as Golden Peacock, and from renowned institutions such as the Energy and Resources Institute (TERI), the Confederation of Indian Industry (CII), etc.

The latest report on sustainability was published in the year 2021-22 following Global Reporting Initiative (GRI) Standards and other global frameworks and mapped with the United Nations' 17 Sustainable Development Goals. The Sustainable Development Report of BPCL is assured by an independent third party as per Accounting Ability (AA) 1000 Assurance Standard (AS) 2008 and International Standards of Assurance Engagement (ISAE) 3000.

Your company is continuously implementing various initiatives in the direction of minimizing operational impacts on the environment. The capacity of renewable energy was increased from 46.44 megawatts (MW) to 62.3 MW and the energy-efficient lighting (EEL) capacity was increased from 60.55 MW to 63.52 MW during the year. Mumbai Refinery, Pipelines, Retail and LPG locations have implemented 100% EEL, while other locations have taken up targets to achieve this by 2024.

The initiatives on renewables resulted in an annual reduction of GHG emissions by approximately 0.31 MMTCO<sub>2</sub>e in the year gone by. Additionally, other sustainable initiatives such as Ujjwala Yojana, transportation of product through pipelines and use of biofuel in MS and HSD helped in reduction of emissions by approximately 12.04 MMTCO<sub>2</sub>e, totalling to 12.35 MMTCO<sub>2</sub>e for the year 2022-23.

BPCL has entered into a contract with Servotech Power Systems, Delta and BHEL for supply of 1,000 Nos. of 30 kW and 350 Nos. of 60 kW chargers to provide EV fast-charging stations at ROs. The primary thrust is on highways to develop Highway Fast Charging Corridors, which will help in reduction of Scope 3 emissions, fostering a cleaner environment.

This year, BPCL planted more than 86,500 trees to improve the green cover and enhance biodiversity. Around 5 lakh seed bombs were planted using 'seed bombing' technique in Maharashtra region, with a survival rate of more than 20% with the help of NGOs, college students, NCC cadets, etc. The Miyawaki technique (Multi-layered Dense Forestation) was adopted at various refinery and marketing locations and trees were planted at 25 locations across India. The total number of trees at BPCL locations are presently more than 8.9 lakh, which helped in increasing the CO<sub>2</sub> sink by sequestering 20,000 MTCO<sub>2</sub>e during the year.

BPCL has been working proactively and continuously towards increasing the rainwater harvesting (RWH) capacity to reduce dependency on other sources of water. The total catchment area under rainwater harvesting has increased from 10,80,121 sq. m to 11,95,878 sq. m, which has helped in conserving 6,07,000 kl of water during the year 2022-23. BPCL has carried out a study on RWH at Mumbai Refinery to identify more areas where RWH can be implemented, and to improve the present efficiency and collect maximum possible amount of water to reduce its freshwater consumption from municipal supply. BPCL has also conducted water balance studies at marketing locations in an endeavour to make locations water-neutral.

BPCL, as a responsible corporate entity having its obligation towards prevention of soil contamination, carried out third-party audits to get their locations certified for 'Zero Waste to Landfill'. Mumbai Refinery, all Retail, LPG and Lubricants locations have now been

certified for 'Zero Waste to Landfill', while other refineries and marketing locations have taken up a target to be certified by 2023-24.

BPCL is following the 5R principle of waste management, i.e., to Refuse, Reduce, Reuse, Repurpose and Recycle waste in all its operations. The Lubricants BU has obtained a license for Extended Producer's Responsibility (EPR) under brand owner category for lubricant packaging plastic containers and disposed of approximately 3,172 MT of plastic waste responsibly. The Company has adopted composting in a big way to dispose of organic waste from refineries and marketing locations in a responsible manner. Approximately 400 MT of organic waste was converted into compost and used for gardening purposes during the year.

BPCL carried out a pilot life cycle assessment study from cradle to grave at Wadilube Installation, which carries out blending of lubricants. The project, assigned to National Institute of Industrial Engineering (NITIE), one of the leading research institutes in Mumbai, was carried out through Gabi software and helped in identifying possible hotspots for improvement and alternatives that could reduce energy consumption as well as biodiversity and environmental impacts.

BPCL is committed to leveraging sustainable development, operational efficiency, improved processes and technologies, to reduce resource consumption, in line with national policy and to comply with the related regulatory norms to conserve and sustain natural and social ecosystems as an integral element of business, thus creating a healthy, safe, secure and environment-friendly workplace.

## HUMAN RESOURCES

Human capital is the backbone of our organization, and its importance cannot be overstated. It drives creativity, innovation, and productivity, contributing not only to the operational efficiency but also to the strategic growth of our organization. From the decision-making executives who devise strategic plans to the frontline employees who interact with customers, every employee plays a critical role in shaping the BPCL's success. The diverse perspectives and experiences of BPCL's talent serve as catalysts for problem-solving and adaptability, empowering us to flourish in an ever-evolving world. Recognizing the significance of investing in people, we have embraced 'Development of People' as one of BPCL's

core values, understanding that it is not only a moral imperative but also a strategic requisite for ensuring enduring success.

Looking back on this transformative year, it is a delight to share the unwavering commitment to fostering a culture of 'learning and development' that propels BPCL and its talented workforce towards new heights. In an ever-evolving landscape, investing in the growth and development of people remains at the core of the Company's vision and strategy.

The leadership capability assessment and development process is carried out on a biennial basis under the Talent Management Framework 'ASCEND'. The fifth cycle of ASCEND began with the launch of a revised leadership competency framework and introduction of a rigorous assessment methodology in the form of personality self-assessments and Assessment Centres. More than 1,000 officers were covered in this year's Assessment Centres in addition to similar numbers covered in the previous financial year. Individual feedback sessions for senior and mid-level officers, followed by development centre workshops and development dialogues for senior leaders, were carried out. Focused development plan workshops were conducted to build an understanding of assessment outcomes, helping them identify and strengthen their areas of development. Multiple talent insights emanating from the conclusion of the fifth cycle of ASCEND are being analysed and applied to drive people, practices and related developmental priorities.

The Behavioural Learning Framework was revamped and relaunched to synchronize with the revised leadership competency framework. Twenty-seven programmes at various levels were conducted, covering 730 employees and clocking 11,680 man-hours of training. Thirty-two simulation-based experiential learning programmes were conducted for multiple Businesses/Entities/target group of employees, with focus on enhancing various managerial and functional competencies.

To promote a culture of self-paced learning, the Corporate Learning Centre provided popular platforms like Percipio and LinkedIn Learning to all interested users, which had unlimited content in various modes like videos, audios, e-learning modules, books, articles, etc.

While 169 employees from across various job groups were provided learning opportunities at premiere institutes like the IIMs, XLRI, MDI, etc., 527 employees

were nominated to programmes at other institutes as part of their professional development.

Multiple experiential team alignment interventions were conducted in outbound format via a series of workshops called "Winning Together", which were conducted for diverse teams like New Businesses, Industrial & Commercial, Finance, Retailing Initiatives, and Central Refineries Project Organisation.

In order to get the target cohort of officers appreciate the importance of strategic alignment to organizational goals, a customized learning journey was designed and delivered in partnership with Indian School of Business (ISB), keeping it relevant to the BPCL context. A three-day programme on "Strategic Acumen for Sustained Competitive Advantage" was rolled out through expert and reputed faculty members and learnings were delivered using methodologies like business simulations and industry-specific case studies that could effectively drive business in the organizational context.

To build and inculcate a culture of continuous career conversations in teams, a 'Feedback Month' campaign was launched for managers and their teams to engage in 'Conversations that Matter', hence helping them take the next step from performance management to development.

In the endeavour to promote a culture of diversity and inclusion, an in-depth survey called 'Voice Your Vision' was administered to all women employees coupled with a two-day discovery workshop 'Choose to Challenge'. This workshop brought to the fore key thematic areas for promoting diversity and a strong presence of women in leadership and frontline critical roles.

## **EMPLOYEE SATISFACTION ENHANCEMENT (ESE)**

The pandemic further amplified what was already known, that the future of work is tightly linked to employee well-being. Today, employee well-being has expanded beyond physical well-being to focus on building a culture of holistic well-being, including physical, emotional, financial, social, career, and community. BPCL has been a forerunner in making its workplace emotionally safe and thriving for employees. BPCL has a dedicated entity called Employee Satisfaction Enhancement (ESE), which touches the lives of employees to ensure a healthy, productive, vibrant, and energized workforce. For

more than a decade, ESE has been offering Employee Assistance Program (EAP) services to its employees by the name Roshni Plus to help them deal with anxiety and stress, either arising out of personal or professional issues.

BPCL believes that creating awareness, and sensitizing employees and line managers about emotional well-being goes a long way towards promoting an emotionally safe workplace. The ESE team visits locations to maintain employee connect and proactively interacts with employees to allow them to share their concerns and grievances, and create awareness on overall well-being and EAP services. During the year, the team visited 52 locations and interacted with 642 employees.

ESE continuously reaches out to employees and disseminates informative and insightful learnings through digital outreach initiatives such as ActivLife webinars, "Interconnect" newsletters, e-magazines, and mailers. ESE organized 19 webinars, which were attended by 2,262 participants and curated and circulated Interconnect weekly newsletters and 23 mailers. There are 72 employees nominated as Sahkarmi Mitras, who act as emotional first-aid at locations and are trained to help a distressed colleague at the workplace.

In order to help employees in the field to avert stress and burn-outs, ESE organized a residential wellness retreat to encourage participants to find serenity and alignment in their life. The goal was to unwind, rejuvenate and help the participants rediscover their authentic selves through exposure to self-experiential ancient healing techniques and modern scientific methodologies. The retreat helped to spur them on the path to happiness, good health, and a satisfying life.

Apart from regular location visits, webinars, and awareness programs, seminars were organized at 10 locations. ESE closed the year with a conclave for leaders, called Thrive 23 – Nourish, to Flourish, on the theme of "Employee well-being at work – our role as leaders" to sensitize business leaders on the need to provide a conducive work environment to employees. The conclave had a panel discussion, fireside chat, and learning hours on topics such as the need for emotional intelligence and resilience for leaders, leading with compassion, building an emotionally safe workplace, balancing results with care, and bridging generation gap—towards building a future-ready workforce.

## INTEGRATED INFORMATION SYSTEM (IIS)

BPCL, with its dedicated team of seasoned IT professionals, continued its enterprise-wide digital transformation journey during the year 2022-23, encompassing creation of digital tools for ease of doing business, automation for achieving enhanced operational efficiency and business excellence, and facilitation of data driven-business analytics for informed decision-making.

During the year, the merger of BORL and BGRL IT systems into BPCL IT systems were effectively completed without any business disruption. IT solutions ensured full compliance to various government regulations with respect to sale of Ethanol Blended Petrol. Several technology-enabled innovative solutions were developed in-house and implemented, which have added immense value to business processes in sales and operations by enhancing internal efficiencies, saving man-hours, eliminating manual errors and automating repetitive non-critical activities.

Interfaces were established between various IT systems of BUs to implement intelligent business processes. Aadhaar-based e-signing for digitally signing of internal documents was implemented, bringing in improved governance.

Various mobile-friendly solutions were implemented to further simplify business processes for internal and external stakeholders, enabling real-time communication and access to information.

BPCL, along with other PSU Oil Marketing Companies, under the guidance of MoPNG, enabled the formation of Common LPG Data Platform (CLDP), which includes creation of a common LPG Master database with near real-time and offline de-duplication services for new consumer creation and consumer master updates. The platform is also being developed for processing Direct Benefit Transfer of LPG (DBTL) Scheme subsidy to eligible beneficiaries along with advanced MIS and analytics helping in improved consumer service and enhanced governance. System support was provided for implementation of various Government initiatives, viz., Pradhan Mantri Ujjwala Yojana/LPG Sahay Yojana in the state of Gujarat, LPG Refill Scheme for Uttarakhand, and capping of refills for non-PMUY consumers.

A comprehensive security assessment, simulating real-world attack scenarios, was carried out for validating

the effectiveness of security controls and for identifying initiatives to strengthen cyber security posture of BPCL. Zero Trust Network Access (ZTNA) was implemented for enhanced security.

Several in-house solutions, viz., Maritime Intelligent Logistics System, Road Intelligent Transport Automation System and E-measurement book were recognised by external agencies as best-in-class initiatives towards digital transformation.

### **INTERNATIONAL TRADE & RISK MANAGEMENT (ITRM)**

BPCL's International Trade and Risk Management (ITRM) setup performs all activities pertaining to import of crude and import/export of products. ITRM procures crude indigenously, as well as through imports. Petroleum products are imported and exported based on domestic demand-supply scenarios. Allied services of ship chartering and operations are also facilitated by ITRM. Further, the ITRM setup includes an active Derivatives Desk engaged in risk management activities via the paper (financial derivatives) market, thereby covering operating costs of refineries and other associated costs.

During the financial year, 279 million barrels (38.2 MMT) of crude oil was procured for BPCL refineries, including 5 new grades of crude oils which were procured for the first time by BPCL. Continuing its success in procuring spot crude oil through own Crude Oil Trading Desk, a total of 135 million barrels were sourced through spot procurement in the financial year, capturing opportunities in the oil market across the globe. The trading desk is fortified with a comprehensive trading policy and a robust governance framework that ensures the highest levels of controls in spot crude oil procurement.

The year 2022-23 was a turbulent one for crude, product and freight market, exhibiting unprecedented price levels and movements, with shift in oil trade routes and oil supply chains, due to the stressful geopolitical situation around the world. ITRM has been proactive in meeting the challenges of new order in world oil market ensuring maximum value to the Company through proper planning and execution.

Continuing its excellence in chartering activities, Recap Manager software was implemented for online fixture recap and charter party preparation as digital initiative. Benefit of freight arbitrage between Suez Max and VLCC was taken for delivered cargo, ensuring proper ship-to-

ship arrangements and coordination. As part of fostering strong relationship with stakeholders, Foundation of Organizational Learning sessions were conducted for vessel owners. Also, training programmes were conducted for Boarding Officers from all coastal locations, on vessel performance and associated challenges.

ITRM has been a front runner in value creation for the Company through identifying new geographies for sourcing better-value crudes, freight management by leveraging options available in the market, meeting the challenges of ever-changing and dynamic oil markets, understanding infrastructure bottlenecks and ensuring infrastructure augmentation for enhanced performance. These activities are a result of synergies that are developed by interacting with various stakeholders. ITRM has leapfrogged from an era where crude purchases and refinery evacuation were closely controlled and monitored by the Government, to an era where pure economics guides the best-fit decision. With robust working policies and sound governance framework, ITRM has contributed immensely to the Company's growth path.

### **RESEARCH AND DEVELOPMENT (R&D)**

Research & Development is crucial to the long-term growth and sustainability of any business. With the prevailing energy landscape and initiatives such as the net-zero and Aatmanirbhar Bharat programs promoted by the Government of India, the drive to create innovative products and processes have intensified. BPCL's Corporate Research & Development Centre (CRDC) is, in addition to research in conventional oil refining and related processes, actively pursuing research in niche areas such as petrochemicals, biofuels, alternate energy, green hydrogen and carbon dioxide mitigation.

BPCL's Product & Application Development Centre (P&AD) team, located in Mumbai, is engaged in developing new automotive, industrial, and green lubricant formulations to meet business demands.

In the year 2022-23, CRDC achieved significant milestones by creating innovative technologies and products. These include the Bharat Hi-Star LPG and PNG stoves with an efficiency of approximately 75%, development of Superabsorbent Polymer (SAP) for agricultural applications, smokeless kerosene for defence applications, niche petrochemical catalysts and ligands, biodegradable films made from 1G ethanol by-products, green silica from 2G ethanol by-products as well as

numerous advances in carbon capture and utilization to produce value-added petrochemicals such as methanol and formic acid. During the year, research by the CRDC team resulted in the grant of 5 Indian and 2 foreign patents. Also, 18 new patent applications (5 Indian and 13 foreign) were filed during the year. The R&D department of BPCL is no longer merely an innovation hub, but also a revenue generator through the implementation and commercialization of various solutions.

## EXPLORATION AND PRODUCTION OF CRUDE OIL AND GAS THROUGH WHOLLY OWNED SUBSIDIARY BPRL

### Operations of the Company

Bharat PetroResources Limited (BPRL) has Participating Interest (PI) in seventeen blocks, of which eight are in India and nine overseas, along with equity stake in two Russian entities holding the license to four producing blocks in Russia. Five of the eight blocks in India were acquired under different rounds of New Exploration Licensing Policy (NELP), one block was awarded under Discovered Small Fields (DSF) Bid Round 1 and two blocks were awarded under the Open Acreage Licensing Policy (OALP) Bid Round I. Out of the nine overseas blocks, five are in Brazil, two in United Arab Emirates and one each in Mozambique and Indonesia. The blocks of BPRL are in various stages of exploration, appraisal, development, and production. The total acreage held by BPRL and its subsidiaries is around 21,358 sq. km, of which approximately 50% is offshore.

During the year 2022-23, approximately 4.4 million barrels of crude oil from the Lower Zakum Concession was lifted by BPCL group refineries, out of BPRL's share of equity crude oil from the Lower Zakum Concession. Discussions for early monetization of discoveries which were appraised in the overseas operatorship block Onshore Block 1 Concession in Abu Dhabi, UAE are ongoing. The first phase of the exploration campaign has also been concluded, with testing indicating the presence of hydrocarbons in one well in the unexplored area of the block.

In BM-SEAL-11 Concession in Brazil, after the Declaration of Commerciality (DoC) in December 2021, the Field Development Plans were submitted to ANP (Brazilian Regulator) in November 2022. The concessionaires are progressing towards procurement of Floating Production Storage Offloading (FPSO) unit and other long-lead items for the project.

In Offshore Area 1, Rovuma Basin, Mozambique, while the construction activities in the 2-Train Golfinho-Atum LNG Project were progressing as per schedule, security incidents in the region led to the declaration of *force majeure* at the beginning of the year 2021-22. The Government of Mozambique is working towards reestablishment of peace and resolving the security situation. Mozambican military and joint forces from Rwanda and Southern African Development Community (SADC) continue their operations in the region. In order to contribute to the stabilization of the livelihoods of the communities in Northern Cabo Delgado, the project has developed a comprehensive socio-economic initiative aimed at generating revenues for the communities, developing the local economy, preserving the biodiversity and promoting human rights. There has been an improvement in the security situation there and the project is expected to restart after satisfactory assurances regarding security in Cabo Delgado province.

In respect of Indian blocks, the block CY-ONN-2002/2, located in Cauvery Basin, Tamil Nadu currently has six producing wells. During the year 2022-23, BPRL's share of production from the block was approximately 28 thousand tonnes of oil.

In BPRL's Indian OALP Operated block, CB-ONHP-2017/9 located in onshore Cambay Basin, Gujarat, exploration drilling prospects have been identified and activities are planned towards a minimum work program.

The Company's PI in respect of blocks in India are held directly by BPRL. BPRL has wholly owned subsidiary companies located in the Netherlands, Singapore, and India. The subsidiary located in the Netherlands, i.e., BPRL International BV, in turn, has four wholly owned subsidiary companies, viz., BPRL Ventures BV, BPRL Ventures Mozambique BV, BPRL Ventures Indonesia BV and BPRL International Ventures BV. BPRL Ventures BV has 61.36% stake in IBV Brasil Petroleo Limitada, which currently holds PI ranging from 20% to 40% in five blocks in offshore Brazil. BPRL Ventures Mozambique BV has PI of 10% in a block in Mozambique, and BPRL Ventures Indonesia BV holds PI of 16.2% in a block in Indonesia. BPRL, through BPRL International Ventures BV, has 30% stake in Falcon Oil and Gas BV, which holds 10% stake in the Lower Zakum Concession in offshore Abu Dhabi, UAE. Further, BPRL's wholly owned subsidiary in Singapore, i.e., BPRL International Singapore Pte Ltd (BISPL) holds 33% each in two



Special Purpose Vehicles (SPV), i.e., Taas India Pte Ltd (TIPL) and Vankor India Pte Ltd (VIPL), which hold 29.9% and 23.9% in the Russian entities LLC Taas-Yuryakh Neftegazodobycha (“TYNGD”) and JSC Vankorneft, respectively. BISPL further holds 50% stake in Urja Bharat Pte Ltd (UBPL) in Singapore, which is the Operator of Onshore Block 1 concession in Abu Dhabi with 100% PI. The subsidiary in India, viz., Bharat PetroResources JPDA Limited, held PI in a block in Timor Leste, which has been relinquished.

## CURRENT STATUS OF BLOCKS

### OVERSEAS ASSETS

#### Russia

BPRL, along with Oil India Limited (OIL) and Indian Oil Corporation Ltd (IOCL), jointly referred to as the Indian Consortium (IC), holds 23.9% stake in JSC Vankorneft; and 29.9% stake in LLC TYNGD through joint ventures Vankor India Pte Ltd (VIPL) and Taas India Pte Ltd (TIPL), respectively, both incorporated in Singapore.

In JSC Vankorneft, LLC Vostok holds 50.1% shares, ONGC Videsh Ltd (OVL) holds 26% shares and the IC holds the remaining 23.9%, through their respective subsidiary companies. During the year 2022-23, JSC Vankorneft produced approximately 9.47 MMT of oil and 5.15 billion cubic metres (BCM) of gas (BPRL’s effective share being 0.75 MMT of oil and 0.41 BCM of gas). During the year, the IC received a dividend amounting to Rub 5.87 billion, i.e., approximately USD 97 million (with BPRL’s effective share being approximately USD 32 million).

In TYNGD, Rosneft holds 50.1% shares, BP holds 20% shares and the IC holds the remaining 29.9% shares through their respective subsidiary companies. During the year 2022-23, TYNGD produced approximately 5.05 MMT of oil and 4.07 BCM of gas (BPRL’s effective share being 0.50 MMT of oil and 0.40 BCM of gas). During the year, the IC received dividend amounting to Rub 17.7 billion, i.e., approximately USD 291 million (with BPRL’s effective share being approximately USD 96 million).

#### United Arab Emirates (UAE)

##### Lower Zakum Concession

The Lower Zakum field, located in Abu Dhabi Offshore shallow waters, has been producing crude oil since 1967.

The Indian consortium comprising BPRL, along with OVL and IOCL, acquired 10% stake in the offshore

producing oil asset, Lower Zakum Concession in Abu Dhabi, UAE, in March 2018. The Indian Consortium’s share in the Lower Zakum Concession is held through Falcon Oil & Gas B.V., an SPV incorporated in the Netherlands, in which BPRL holds 30% shares through its step-down subsidiary BPRL International Ventures B.V in the Netherlands. The Concession has a term of 40 years, effective from March 9, 2018. The other shareholders in the Lower Zakum Concession are Abu Dhabi National Oil Company (60%), JODCO (10%, a wholly owned subsidiary of Japan’s INPEX Corporation), China National Petroleum Corporation (10%), Italy’s ENI (5%) and France’s Total S.A. (5%).

During the year, BPCL group refineries lifted approximately 4.4 million barrels (0.58 MMT) of Das Blend Crude Oil as its equity oil from the Lower Zakum Concession. During the year, BPRL’s Netherlands subsidiary received dividends of USD 26.28 million from Falcon Oil & Gas BV.

##### Onshore Block 1 Concession

BPRL, jointly with Indian Oil Corporation Ltd. (IOCL), was awarded the Onshore Block 1 Concession as Operator with 100% PI in March 2019 under Abu Dhabi 2018 Block Bid Round. The block is held by Urja Bharat Pte Ltd, a 50:50 joint venture company of wholly owned subsidiaries (WOS) of BPRL and IOCL, incorporated in Singapore.

Onshore Block 1 covers an area of 6,162 sq. km located in the Al Dhafra region around Ruwais City and the refining complex, including the coastal region to the west. There are two existing undeveloped discoveries in the area, named Ruwais and Mirfa, in addition to available prospects/leads for exploration.

The drilling and testing of appraisal wells in Ruwais Discovery have been completed, which has established the presence of hydrocarbons. Field development plan for Ruwais discovery is submitted for regulatory approval and discussions are ongoing with ADNOC for early monetization of the Ruwais field. In the remaining part of the block area, drilling of exploratory wells has been completed and testing of wells is progressing.

#### Mozambique

BPRL, through its Netherlands based step-down subsidiary company BPRL Ventures Mozambique B.V., holds 10% PI in Offshore Area 1, Rovuma Basin Concession in Mozambique. Total E&P Mozambique

Area 1 Limitada, a wholly owned step-down subsidiary of Total S.A. is the Operator with 26.5% PI, and the other consortium partners are Mitsui E&P Mozambique Area 1 Limited (20%), ENH Rovuma Área Um, S.A. (15%), ONGC Videsh Rovuma Limited (10%), Beas Rovuma Energy Mozambique Limited (10%) and PTTEP Mozambique Area 1 Limited (8.5%).

Following the discovery of vast quantities of natural gas in Rovuma Offshore Area 1 off the coast of northern Mozambique, Area 1 consortium partners announced Final Investment Decision (FID) on June 18, 2019 to develop a 2x6.56 MMTPA-Train onshore initial LNG project for monetization of the gas discovered from offshore Golfinho-Atum discovery area.

After FID, while the project was on schedule and within budget till March 2021, due to the security incidents around the Afungi Project Site during end – March 2021, the consortium has declared *force majeure*. All construction contracts, LNG SPAs and Project Financing (approximately USD 15.4 billion) are preserved currently.

The Government of Mozambique is working towards the reestablishment of peace and resolving the security situation. Mozambican military along with Joint forces from Rwanda and Southern African Development Community (SADC) continue their operations in the region.

During the year 2022-23, in order to contribute to the stabilization of the livelihoods of the communities in Northern Cabo Delgado, the project developed a comprehensive socio-economic initiative called Pamoja Tunaweza, aimed at generating revenues for the communities, developing the local economy, preserving the biodiversity and promoting Human Rights. More than 40 programs have been developed through experienced implementing partners.

There has been an improvement in the security situation and the project is expected to restart after satisfactory assurances regarding the security in Cabo Delgado province.

### **Brazil**

IBV Brasil Petroleo Limitada (IBV), incorporated in Brazil, a joint venture company of BPRL Ventures BV with 61.36% shareholding, and Videocon Energy Brazil Ltd (VEBL), step-down subsidiaries of BPRL and Videocon Industries Limited, respectively, currently holds PI in five deep-water blocks in three concessions.

### **Sergipe Alagoas (BM-SEAL-11) Concession**

The Concession currently consists of two blocks SEAL-M-426 and SEAL-M-349 and Petrobras is the Operator with 60% PI, while IBV holds the remaining 40% PI. The Operator, on behalf of the Concessionaires, submitted the Field Development Plans for the fields to ANP in November 2022. Currently, procurement activities are ongoing for the Floating Production Storage & Offloading (FPSO) unit and other long-lead items.

### **Campos (BM-C-30) Concession**

In BM-C-30 Concession, IBV has 35.714% PI and PetroRio Jaguar Petroleo Ltda is the Operator with 64.286% PI.

Arbitration proceedings are ongoing at International Chamber of Commerce (ICC), London with the Operator (PetroRio) under the Joint Operating Agreement, and at ICC New York with Ovintiv under the Share Sale Agreement.

### **Potiguar (BM-POT-16) Concession**

The Operator has approached the regulator ANP for relinquishment of the blocks and formal approval is awaited. The Operator in this Concession is Petrobras with 30% stake and other partners are IBV (20% PI), Petrogal (20% PI) and BP (20% PI).

### **Indonesia**

BPRL has a PI of 16.2%, held through its step-down subsidiary BPRL Ventures Indonesia BV. PT Pertamina Hulu Energi Nunukan Company (PHENC), a wholly owned subsidiary of Pertamina, the National Oil Company of Indonesia, has 83.8% PI in the consortium and is the Operator. The Production Sharing Contract (PSC) was signed on December 12, 2004 and is valid for a period of 30 years, i.e., till 2034. The block is located in shallow waters offshore of Bunyu Island in Tarakan basin of North Kalimantan province.

The minimum work programme committed as per the PSC under the exploration phase has been completed.

The results of the appraisal drilling program, geological, geophysical and reservoir studies along with an independent reserve certification has indicated substantial reduction in the recoverable oil and gas resource volume from Parang discovery.

Various options are being evaluated to decide the way forward in the block.

## BLOCKS IN INDIA

### A. Operated Blocks

#### i. CB-ONN-2010/8 (Onshore Cambay Basin, Gujarat)

Under NELP-IX Bid Round, a BPRL-led consortium was awarded one on-land block CB-ONN-2010/8, in Cambay basin. BPRL is the Lead Operator with 25% PI and the other consortium partners are GAIL (India) Ltd - 25% PI (Jt. Operator), Engineers India Ltd (EIL) - 20% PI, BF Infrastructure Ltd (BFIL) - 20% PI and Monnet Ispat & Energy Ltd (MIEL) - 10% PI. Due to MIEL's cash call payment default under the Joint Operating Agreement (JOA), the other non-defaulting parties have agreed to distribute MIEL's 10% PI in proportion to their existing share.

During the initial exploration period, two discoveries were made, and the Field Development Plan was approved by Directorate General of Hydrocarbons (DGH). However, in view of unviable project economics, BPRL submitted relinquishment proposal to DGH, which is under approval. Miscellaneous closure activities such as Plugging and Abandonment (P&A) and Site Restoration activities for four dry wells have been completed. P&A and Site Restoration activities for two discovery wells shall be completed after obtaining approval from DGH for relinquishment.

#### ii. CB-ONHP-2017/9 (Onshore Cambay Basin, Gujarat)

The block CB-ONHP-2017/9 in Cambay basin, Gujarat was awarded to BPRL under Open Acreage Licensing Policy (OALP) Bid Round-I, and the Revenue Sharing Contract (RSC) of the block was signed with Govt. of India on October 1, 2018. BPRL is the lead Operator in the block with PI of 60% and ONGC is the partner with 40% PI.

Based on integrated interpretation on seismic and well data of existing wells in the block, three prospective locations were released. Currently, land acquisition process, statutory approvals and tendering activities are in progress to complete Committed Work Program in the block.

#### iii. CY/ONDSF/Karaikal/2016 (Onshore Cauvery Basin, Tamil Nadu)

BPRL was awarded the Karaikal Contract Area in the Discovered Small Field (DSF) Bid Round of 2016 with 100% PI. The PML for the block is awaited from State Govt. of Tamil Nadu, and support of DGH has been sought to expedite the same.

### B. Non-Operated Blocks

#### i. CY-ONN-2002/2 (Madanam Field, Onshore Cauvery Basin, Tamil Nadu)

BPRL has a PI of 40% in an On-land block CY-ONN-2002/2 in Cauvery basin with ONGC being the Operator with a 60% PI.

The block currently has 6 producing wells with a combined monthly average oil production of 5,838 tonnes (BPRL share: 2,335 tonnes). During the year 2022-23, 70,064 tonnes of oil (BPRL share: 28,025 tonnes) has been produced from the block.

#### ii. CY-ONN-2004/2 (Onshore Cauvery Basin, Tamil Nadu)

BPRL has a PI of 20% in this block, and ONGC with a PI of 80% is the Operator of the block.

The FDP was approved on July 13, 2017 and the first two development wells drilled did not yield the desired results, due to which additional studies are being carried out.

#### iii. NELP IX Blocks

##### a) CB-ONN-2010/11 (Onshore Cambay Basin, Gujarat)

CB-ONN-2010/11, an on-land block was awarded by Government of India to a Consortium consisting of GAIL, BPRL, EIL, BFIL and MIEL. GAIL, with 25% PI, is the Lead Operator of the block. BPRL with 25% PI is the Joint Operator of the block.

Due to MIEL's cash call payment default under the Joint Operating Agreement (JOA), the other non-defaulting parties have agreed to distribute MIEL's 15% PI in proportion to their existing share, for which a request has been submitted to DGH for approval.

The Field Development Plan (FDP) of Galiyana1 was approved on February 10, 2020. The construction of surface facilities and workover job were completed in the year 2022-23. The field was put on production on March 18, 2023. Currently, the field is producing about 340 barrels of crude oil per month.

##### b) AA-ONN-2010/3 (Assam Arakan Basin, Assam)

AA-ONN-2010/3, an On-land block was awarded by Government of India to a consortium consisting of OIL, ONGC and BPRL. OIL with 40% PI is the Operator of the block. BPRL has 20% PI and ONGC holds 40% PI in the block.

Due to complications during drilling the MWP commitment well SDYA-1, it was plugged and abandoned. Operator has requested DGH/MoPNG for a three-year extension for drilling replacement well in the block.

#### iv. OALP I Blocks

##### a) AA-ONHP-2017/12 (Assam Arakan Basin, Assam and Arunachal Pradesh)

Government of India awarded the block AA-ONHP-2017/12 to OIL under OALP I Bid Round. BPRL farmed into the block with a PI of 10% in December 2019. The other consortium partners of the block are OIL (60% PI) as Operator, IOCL (20% PI) and Numaligarh Refineries Limited (10% PI). The total block is 489 sq. km in area, of which 488.50 sq. km is in Assam and 0.50 sq. km is in Arunachal Pradesh.

The exploration period is till November 23, 2023. Operator intends to apply for one year extension in the block. NOC from Aviation Research Center granted for one MWP well. Operator will be approaching DGH for reduction in MWP.

#### Blocks Relinquished During The Year

##### CY-ONHP-2017/1 (Cauvery Basin, Tamil Nadu)

Government of India awarded the block CY-ONHP-2017/1 to ONGC under OALP 1 Bid Round. BPRL farmed into the blocks with PI of 40% in December 2019. Out of the total block area of 731 sq. km, 579 sq. km is onshore area and the remaining 152 sq. km is offshore area. Petroleum Exploration Licence (PEL) has been granted for the offshore area.

Government of Tamil Nadu, vide its extraordinary Gazette notification dated February 24, 2020 has prohibited exploration, drilling and extraction of oil and natural gas, including coal-bed methane, shale gas and other similar hydrocarbons, from Nagapattinam district and part of Cuddalore district. The major part of the entire envisaged prospective area of the block falls within the Nagapattinam district and part of Cuddalore District. As the offshore area was interpreted not to have prospectivity, the block was relinquished.

#### BUSINESS PROCESS EXCELLENCE CENTRE (BPEC)

Business Process Excellence Centre (BPEC) is a centralized setup which handles various business processes covering processing of non-hydrocarbon vendor payments, accounts receivable, payroll and GST. Over the last few years, various allied processes associated with the above standard process, viz. customer account

clearing, collection management, dispute management, etc. have also migrated into BPEC. This centralized setup, with standardized processes and automation at its core, has enhanced internal controls, enabled efficiencies, improved the working capital management - all resulting in optimum utilization of resources and transactional excellence across the Company. The centralization of these core processes and digital interfaces is also enabling meaningful insights through data analytics.

During the year, BPEC processed 5.48 lakh vendor invoices amounting to ₹ 26,065 crore, with substantial number of invoices processed within 15 days of its receipt at BPEC. The Digital Invoice Management (DIM) initiative enhanced value, by which 82% of vendor invoices were received digitally through the Vendor Invoice Management portal. This green initiative has resulted in transparency and reduction in the processing time.

Recognizing the vital role that Micro, Small and Medium Enterprises (MSMEs) play in socio-economic growth, employment opportunities, eradication of poverty, etc. a separate cell has been created for MSMEs to ensure uninterrupted and prompt payments to them. Further, the Company has implemented the Trade Receivables Discounting System (TReDS), which is a digital platform to support MSMEs to get their invoices financed at a competitive rate facilitating timely payment through an auction where multiple registered financiers can participate. During the year 2022-23, MSMEs discounted 4,236 invoices valued at ₹ 318 crore, as against ₹ 263 crore during the year 2021-22.

Also, consequent to the merger of Bharat Oman Refineries Limited (BORL) and Bharat Gas Resources Limited (BGRL) with BPCL in the year 2022-23, processes of these entities were also migrated into BPEC, bringing synergy and thereby enhancing value to the Company..

#### INTERNAL CONTROL SYSTEMS AND THEIR ADEQUACY

The Company has a robust internal control system (including Internal Financial Controls over Financial Reporting) that supports timely preparation of reliable financial and management information as well as efficiency, reliability, and completeness of accounting records. The internal control system ensures compliance to all applicable laws and regulations, facilitates optimal resource utilisation, and safeguards the Company's assets and investor interests. To ensure the orderly and efficient conduct, the Company has a clearly defined organisational structure, well-documented decision rights, and comprehensive manuals and operating

procedures for its business units and service entities. Internal control system, such as Internal Financial Controls over Financial Reporting, are continuously examined, and any necessary changes are made to bring them into compliance with evolving business and legislative requirements.

The Company's state-of-the-art ERP solutions (SAP) and Business Information Warehouse has inbuilt controls including the authorization controls. This further enhances controls and ensures seamless exchange of information with access controls. The SAP systems provide an audit trail of the transactions. To reduce the risk of fraud, the Company maintains anti-fraud and whistle-blower policies.

The Company's independent Audit function comprises of professionally qualified individuals from the

accounting, engineering, and IT domains, who review the business processes and controls to determine the effectiveness of the internal control system through risk focused audits. The Internal Audit Department plans the annual audit plan to cover various aspects of the business. The Statutory/Government Auditors evaluate the efficiency of internal financial controls based on the audit reports published by the Internal Audit Department. Key business process changes are reviewed by respective internal team before implementation.

The Audit Committee/Board regularly reviews significant findings of the Internal Audit Department covering operational, financial, and other areas and provides guidance on internal controls.

#### DETAILS OF SIGNIFICANT CHANGES IN KEY FINANCIAL RATIOS

S No.	Ratio Type	Unit	2022-23	2021-22	Variation (in %)	Explanation for Changes
1	Debtors Turnover Ratio	No. of Days	5.63	7.42	-24.06%	
2	Inventory Turnover Ratio	No. of Days	27.52	29.17	-5.65%	
3	Interest Coverage Ratio (Profit Before interest and Tax + Depreciation)/Finance cost	Times	3.99	13.76	-71.00%	Reduction in Interest Coverage Ratio in the current year is mainly on account of decrease in Profit coupled with increase in Finance Cost
4	Current Ratio	Times	0.77	0.81	-4.25%	
5	Debt-Equity Ratio	Times	0.69	0.65	6.15%	
6	Operating Profit Margin Ratio (OPM) OPM = (Profit before exceptional Items and Tax minus Other Income)/Sales	%	0.26	2.64	-90.10%	Decrease in Operating Profit Margin Ratio in the current year is mainly due to decrease in the marketing margin coupled with increase in turnover
7	Net Profit Margin Ratio	%	0.35	2.63	-86.66%	Reduction in Net Profit Margin Ratio is mainly on account of decrease in Profit after Tax
8	Return on Net Worth	%	3.60	22.00	-83.65%	Reduction in Return on Net Worth is mainly on account of decrease in Profit after Tax



## ANNEXURE-A

### Particulars in regards to Conservation of Energy, Technology Absorption and Foreign Exchange Earnings and Outgo pursuant to the Companies (Accounts) Rules, 2014

#### A. Conservation of Energy

##### Mumbai Refinery (MR)

##### (i) Steps taken for impact on conservation of energy

Paramount importance has been accorded to energy conservation efforts. MR has in place, a sound and effective Energy Management System (EnMS), accredited & upgraded with ISO 50001:2018 certifications by M/s TUV-NORD. Continuous monitoring of energy performance and keeping abreast of latest technologies for energy conservation, have helped to achieve a robust energy performance during the year.

BPCL MR was issued 83,996 number of ESCerts (Energy saving Certificates) by Bureau of Energy Efficiency (BEE), under Ministry of Power, under PAT-II Cycle. MR has been awarded as Top Energy Performer amongst Oil PSU refineries under PAT-II cycle by BEE, based on the number of ESCerts achieved.

With the untiring efforts and commitment, MR successfully completed various energy conservation initiatives which is reflected in the Specific Energy Consumption (SEC) at 62.70 MBN for FY 2022-23. This performance is attributed to sustained operation at higher intake level of energy efficient CDU4, higher capacity utilization of secondary process units, energy champion schemes and various energy conserving efforts undertaken during the year. Total 37 Encon schemes were implemented which helped us to save 33,212 MTOE/year and to reduce CO<sub>2</sub> emission by 1,04,618 MT/Year.

The following are the measures taken up at MR for energy conservation:

- Close monitoring & control of all parameters of Furnaces & Boilers.
- Improvement in Preheat, Furnace Efficiency & Operational performance of RMP units (CDU3, HCU, LOBS, NHGU & DHT) post major turnaround 2022 leading to EII reduction by 1.65.
- Continuous recovery of flare gas with the help of FGRS and stringent monitoring of process conditions to control flare loss.
- Continuous Survey of PSV/PCV to identify passing valves and rectification to reduce flare loss.
- Periodical Survey of Compressed air and Nitrogen leaks and rectification.
- Provision of superior insulation on valves of steam headers (FRIC – Flexible Reusable insulation covers) to reduce surface heat loss.
- Implementation of various Advance Process Control (APC) strategies in process units to reduce energy consumption.
- Usage of “Energy Analytics Dashboard” & “Unit Daily Energy Intensity Monitoring”.
- Replacement of conventional cooling tower fan blades in RMP Cooling tower and various process units with new energy efficient EFRP.
- Implementation of Electric heat tracing in BBU & CCU P/H-3 process lines.
- Commissioning of Flash Steam Recovery System in NHT-ISOM, MTBE & SWS-4 for MP steam saving and Condensate Recovery System in RMP SRU & HCU.
- Unit wise daily monitoring of steam leaks to achieve zero steam leaks.

##### (ii) Steps taken by the Company for utilizing alternate sources of energy

- Cumulative solar power generation for 2022-23 was 1,112 MWH/Annum from Solar Power Plant installed at Refinery & Chembur Staff colony.
- Team comprising of MR, KR & BR senior officials has been formed as a part of “Energy Transition Council” to identify alternate source of energy to be utilized in future.

(iii) The capital invested on energy conservation and estimated savings

Sr. No.	Description of Schemes	Capital Investment (₹ Crore)	Energy Savings	
			Fuel (MT/Year)	Power (MWh/Year)
1	Replacement of conventional AFC's (12 nos.) with EFRP blades in NHT CCR.	0.30		751.2
2	LED in CDU4/ CPP SRR (55+50=105 numbers).	0.10		8.0
3	Hot feed maximization in CCU & FCCU from CDU4 by commissioning Hot LR line to CCU.	NIL	1667	
4	Fanless jet cooling Tower (ARMEC) for Admin building (2 nos. cooling towers each of 100 TR capacity) for power saving.	0.07		35.2
5	APC implementation in GTU F-0001 for excess oxygen optimization.	NIL	1333	
6	Scope of using temperature-based control in GT fin fan cooler	As part of TA		240
7	Steam trap management RMP SRU (Train D).	0.44	457	
8	Scope of improvement of Economizer performance in HRS3	As part of TA	400	
9	Replacement of existing RMP cooling tower (3 nos.) and CDU3 (32 nos.), NHGU (6 nos.), LOBS (22 nos.) with EFRP blades.	0.75		3732.2
10	CDU3 cleaning of preheat exchangers and pigging of furnace tubes.	As part of TA	7467	
11	NHGU reformer tube and catalyst replacement during TA.	As part of TA	2429	
12	Descaling of exchanger and furnace tubes in HCU	As part of TA	4133	
13	Descaling of exchanger and furnace revamp in DHT	As part of TA	600	
14	Anti-foulant injection on RCO & Crude side.	0.05	167	
15	Overhauling of GT-3	As part of TA	498	
16	Implementation of Electrical Heat Tracing (EHT) in CCU PH3 area UCO headers.	5.00	708	
17	Installation of flexible removable insulation jackets (FRIC) on steam valves as a part of RPIP initiative.	0.26	952	
18	Stripping steam reduction in HCU C-203 & C-204.	NIL	595	
19	Optimizing Gas/oil ratio in NHT-CCR.	NIL	1333	
20	LOBS hot well gases of the columns diverted to furnace F-204.	NIL	33	
21	HCU 1st stage reactor gas to oil ratio reduction leading to steam saving.	NIL	476	
22	Flash Steam Recovery System in NHT-ISOM, MTBE & SWS-4 for MP steam saving in SWS-4.	5.52	1255	
23	Condensate recovery system in RMP SRU.	2.37	141	
24	EHT in pending BBU process lines & BBU product pump house lines.	1.00	577	
25	Stoppage of ARU Extract stripper bottom pump P206 A/B.	NIL		180
26	APC in RFU after revamp PGTR.	NIL	167	



Sr. No.	Description of Schemes	Capital Investment (₹ Crore)	Energy Savings	
			Fuel (MT/Year)	Power (MWh/Year)
27	Offloading CCR LPG absorber one pump P102 (Process Optimization).	NIL		1708.3
28	Offloading CCR LPG export one pump P104 (Process Optimization).	NIL		264
29	Condensate recovery system in RMP HCU with PR-7/PT-5.	2.37	283	
30	Debottleneck of FCCU and improving unit charge and catalyst circulation	NIL	4833	
31	Diversion of cold gasoline ex CCU to GTU in order to stop flaring from GTU FSD.	NIL	267	
32	Auto Cut in-cut out of GTU Sour water pumps 160-P-0011A/B on level of V-0010.	NIL		48
33	ISOM F-505 one FD fan NNFD101B stopped for power saving.	NIL		112
34	Replacement of Jetty Pump P1 with high efficiency low life cycle (LLC) pump.	0.27		600
35	Replacement of existing DHDS (16 nos.), SWS-1 (2 nos.), SWS-2 (2 nos.), Old SRU (4 nos.), RMP ATU (10 nos.), SWS-4 (4 nos.), CCU (19 nos.), FCCU (16 nos.) & RFU (4 nos.) AFC fan blades with new generation energy efficient E-Glass Epoxy Fiber Re-Enforced Plastic (EFRP) blades.	0.59		3528.5
36	Sending all 3 boilers SCAPH drain to BH Deaerator in place of DM Plant.	NIL	131	
37	APC Implementation in CPP De-aerator Section.	NIL	595	
	<b>Total</b>	<b>19.09</b>	<b>31497</b>	<b>11207.4</b>

## Kochi Refinery (KR)

### (i) Steps taken for impact on conservation of energy

Energy conservation efforts have been given utmost importance at KR. KR has maintained reliable and efficient Energy management ISO 50001:2018 system and practices. The system was recertified in line with ISO 50001:2018 by M/s TUV India Pvt Ltd.

By optimizing plant operation and implementing energy conservation schemes, the specific energy consumption (MBN) has reduced up to 63.9 against a business plan target of 65.7. This is an achievement over and above the MBN target of 67.46 as per Perform, Achieve and Trade (PAT) scheme. During this financial year BPCL KR Implemented 16 nos. of Major Energy Conservation Schemes, having the potential savings of 38,294 MTOEs/Year and reduction of CO<sub>2</sub> emission by 1,18,711 MT/Year.

The following energy conservation and loss control measures were adopted during the year 2022-23, resulting in significant fuel savings:

- Revamp of DHDT charge heater for efficiency improvement.
- Installation of Welded Plate type exchanger in Amine Regeneration unit and Sour water stripper Unit of IREP SRU.
- Conversion of IREP SRU cooling water pump from steam turbine to motor.
- Debottlenecking of PFCCU Wet gas compressor turbine exhaust steam line to increase extraction.
- Steam header rationalization for reducing the network size to minimize losses.



**(ii) Steps taken for utilizing alternate sources of energy**

KR has initiated a 6 MW Solar Power Project.

**(iii) The capital investment on energy conservation and estimated savings**

Sr. No.	Description of Schemes	Capital Investment (₹ Crore)	Energy Savings	
			Fuel (MT/Year)	Power (MWh/Year)
1	Various APC initiatives implemented: a) All sections of MSBP complex (NHT/CCR/PENEX/Hot Oil) b) Aromatics Recovery Unit c) IREP Deaerators d) IREP SWSU	NIL	11005	1034
2	Installation of Welded Plate Type Heat Exchanger in Amine Regeneration train A & B unit in SRU-3	10.4	6610	NIL
3	WGC HP steam Extraction maximization	1	4074	NIL
4	Installation and Welded Plate Type Heat Exchanger in Sour water stripper-I in SRU-3	4.5	3305	NIL
5	DHDT Heater efficiency improvement	18.5	3200	NIL
6	Various initiatives taken in DCU : a. CDSP MOV purging steam optimization in DCU b. Stripper bottom reboiler baffle equalization hole closure in DCU c. DCU-Conversion of Heater Charge Pump DP type FT to UFM type d. HCGO stripping steam rationalization	0.34	4066	331
7	SRU3 Cooling tower pump turbine drive changed to motor	0.77	NIL	6594
8	Replacement of 6000 Nos of conventional lights in plat area, 1600 Nos tube lights and 500 Nos conventional lights in control rooms and SRRs with energy efficient LEL lights	1.5	NIL	4120
9	Debottlenecking of FG flow to CDU2 from CDU3 by replacing control valve with spool piece. Savings : 4 TPD of FG Flaring	0.01	1450	NIL
10	Stoppage of LPG reflux pump in FCCU debutanizer - GP9 pump by interconnecting product and reflux pump discharge	NIL	NIL	519
11	Downsizing of 2 Kms 10" HP steam header by disconnecting the redundant portion from BOO to MCR and in ACTP area	0.03	1300	NIL
12	Auto stop facility of air fin fans E125 in DCU unit which has saved in time required for stop the equipment process requirement is not there.	NIL	NIL	2130



Sr. No.	Description of Schemes	Capital Investment (₹ Crore)	Energy Savings	
			Fuel (MT/Year)	Power (MWh/Year)
13	Start/Stop facility for Y-P-25-C is given in control room which has helped in stopping two parallel running pumps Y-P-25-A/B thereby savings differential 160 KW [Pump A/B : 250 kW and C pump power 90 kW]	0.05	NIL	1648
14	Destaging of FCCU COB Boiler feed water pump (FP-14A) from 6 stages to 4 stages	0.25	NIL	1024
15	CDU3 both Heavy Naphtha Air fin fan cooler has been put off for increasing the preheat to MSBP	Nil	NIL	1358
16	One UCT-4 pump of 140 kwh was stopped after optimizing the cooling water requirement in old units	Nil	NIL	1284
	<b>TOTAL</b>	<b>37.35</b>	<b>35010</b>	<b>20042</b>

## Bina Refinery (BR)

### (i) Steps taken for impact on conservation of energy

Implementation of energy conservation measures and schemes and meticulous monitoring of plant operations for energy optimization has been prioritized at BR. The refinery is having effective Energy Management System (EnMS), accredited & upgraded with ISO 50001:2018 certifications by M/s TUV. Continuous monitoring of energy performance and keeping abreast of latest technologies for energy conservation, have helped to achieve a robust energy performance during the year.

Total 18 Encon schemes were implemented which helped to save 6,558 MTOE/year and to reduce CO<sub>2</sub> emission by 21,175 MT/Year.

Besides excellence in refining process, BR is keenly focusing in areas of energy conservation. BR Specific Energy Consumption was 68 (MBTU/BBL/NRGF) in 2022-23 as against 70.2 in the previous year.

This performance is attributed to sustained operation at higher intake level, higher capacity utilization of secondary process units, energy champion scheme and various energy conserving efforts undertaken during the year. The following are the measures taken up at BR for energy conservation.

- Steam Network Management and Quarterly surveys of flare control valves and PSVs passing by ultrasonic leak detector were continued through external expert agencies.
- Continuous monitoring & control of all parameters of Furnaces & Boilers.
- Continuous recovery of flare gas with the help of FGRS and stringent monitoring of process conditions to control flare loss.
- Continues optimization of process unit parameters through Advance Process Control (APC) to sustain energy performance at optimum level.
- Unit Energy Focus group (EFG) was formed for identification of energy schemes and unit energy optimization.
- To appreciate the efforts put in by individual employees for energy conservation, monthly energy reward scheme was launched during the year.
- Technical sessions on low grade heat recovery using Organic Rankine Cycle (ORC), Vapour Absorption Machine and electric boilers organized by external agency.
- As a part of SAKSHAM-2023, Centre for High Technology (CHT) nominated team conducted “Furnace Efficiency” survey.

The following energy conservation and loss control measures were adopted during the year 2022-23, resulting in significant energy savings:

- Variable fluid coupling installation in CFBC Boiler-1 & Boiler-3 Primary Air & Secondary Air fan for power saving in CPP.
- Replacement of conventional lamps with LED lamps for power saving in refinery.
- FRP blades installation in place of conventional bladed in process fin fan coolers for power saving, 27 out of 206 nos AFC's job completed in refinery AFC's. Rest of FRP blades installation are in progress.
- Injection Water A & B modification Job for power saving in HCU/DHT Unit.

**(ii) Steps taken for utilizing alternate sources of energy**

BR has awarded a 14 MW solar power project in December 2022 to M/s Prozeal with a contractual delivery of 6 months. Site activities are on full swing and project is expected to be commissioned by June 2023.

**(iii) The capital investment on energy conservation and estimated savings**

Sr. No.	Description of Schemes	Capital Investment (₹ Crore)	Energy Savings	
			Fuel (MT/Year)	Power (MWh/Year)
1	Crude Pump (11PACF101A) impeller trimming for power saving in CDU unit	NIL		840
2	Optimization of steam in Pre-fractionator re-boiler in MSB unit	NIL	357	
3	Insulation end covers provision in Preheat Exchangers (5 nos) for fuel saving in DCU Unit	NIL	25	
4	HCR fractionator overhead air fin-fan cooler 16-EA-FN-502F (37KW) VFD taken in line for power saving in HCU/DHT Unit	NIL		59
5	Injection Water A & B modification Job for power saving in HCU/DHT Unit saving 100 kw power	0.36		800
6	Steam optimization in Pre-reformer in HGU unit	NIL	714	
7	SWS-I Feed/Bottom Exchanger(28-EE-00-101A) tube cleaning to boost heat transfer coefficient for steam saving in SRU unit	NIL	929	
8	Suspect condensate sub headers modification in SRU Train A and B for condensate recovery and steam saving in SRU unit	NIL	71	
9	Overhauling of HP steam/ VR feed swing exchanger for steam leakage rectification into process in DCU unit	NIL	571	
10	Coke-drum-BZ & J valve steam recovery by trap installation for steam saving in DCU unit	NIL	29	
11	Energy Savings by Automated Stopping of Blowdown Fin Fan during coke drum cooling cycle in DCU unit	NIL		155

Sr. No.	Description of Schemes	Capital Investment (₹ Crore)	Energy Savings	
			Fuel (MT/Year)	Power (MWh/Year)
12	Variable fluid coupling installation in CFBC boiler-1 & boiler-3 Primary Air & Secondary Air fan for power saving in CPP	4.09		2800
13	Insulation removal from CW exchangers EE20EE00103/104 resulted into energy savings by reducing Net Gas Compressor power by 5% in CCR unit	NIL		1360
14	Replacement of conventional lamps with LED lamps for power saving in refinery	5.28		6592
15	Reduction of LP steam consumption in HGU de-gassifier by increasing the DM water temperature from 98°C to 105°C	NIL	857	
16	FRP blades installation in place of conventional bladed in process fin fan coolers for power saving, 27 out of 206 nos AFC's job completed in refinery AFC's	0.27		614
	<b>Total</b>	<b>10</b>	<b>3553</b>	<b>13220</b>

## B. Technology Absorption

### Mumbai Refinery (MR)

#### (i) The efforts made towards technology absorption and the benefits derived such as product improvement, cost reduction, product development or import substitution:

- MR started producing a new specialty product called Army Grade Kerosene, which is a low-smoke and low-aromatic product for use by the Indian Army at high altitudes. MR is the first refinery of BPCL to make this product, which was launched and sent to Jammu on December 1, 2022.
- MR has added a new product to its LOBS portfolio called D40, which was launched in November 2022. D-40 is a solvent, an import substitute and MR is the only Indian Refinery that can make it.
- Parallely MR has installed a Dual Dividing-Wall-Column (DDWC) at its Lube Oil Base Stock (LOBS) unit, which is the first of its kind in the world for vacuum distillation with multiple walls. The column can produce different grades of solvents: D40, D80, D110, D130 & MBL, which are normally produced by three separate columns. All these solvents are import substitutes and BPCL is the only Indian Refiner who can make them. The project was completed in March 2023.

#### (ii) In case of imported technology (imported during last three years reckoned from beginning of the financial year):

##### a. The details of technology imported and the year of Import:

Sr. No.	Unit - Technology	Licensors	Year
1	Kerosene Hydrotreater (KHT)	M/s. Topsoe, Denmark	2023
2	Lube Oil Base Stock (LOBS) Revamp	M/s CLG, USA	2022

##### b. Has technology been fully absorbed?

Yes.

##### c. If not absorbed, areas where this has not taken place, reasons thereof and future plans of action.

Not Applicable.

## Kochi Refinery (KR)

### (i) The efforts made towards technology absorption and the benefits derived such as product improvement, cost reduction, product development or import substitution:

- As part of BPCL's net zero mission, two Electric Vehicles and charging station were inducted into the Refinery carpool.
- Imported (Para-Toluene Sulfonic Acid) PTSA catalyst was completely replaced by domestically manufactured PTSA catalyst in PDE unit without any yield variation, thus saving approximately ₹ 1.6 Crore.
- High-capacity trays were provided in DHDT and VGO HDT HP Amine Absorbers for enhancing the performance.
- In Acrylic acid unit, recycle off gas introduction was successfully implemented at 50% plant load compared to earlier 70% plant load. This has led to lesser wastewater generation during start up.

### (ii) In case of imported technology (imported during last three years reckoned from beginning of the financial year):

No technology has been imported during last 3 years.

## Bina Refinery (BR)

### (i) The efforts made towards technology absorption and the benefits derived such as product improvement, cost reduction, product development or import substitution:

BR has made efforts in implementing the following to obtain benefits of latest technology developments and advances during 2022-23.

- BR processed 3 new crudes during the year. With this total number of crudes processed is 44.
- Operator driven reliability program was implemented in all the process units.
- Energy Intensity Index (EII) monitoring Dashboards were developed for all the process units. The dashboards track unit EII on a real time basis and guide operating team to achieve optimal energy efficiency. Dashboard for monitoring of real time N2 production/consumption at N2 plant implemented using Modbus communication protocols for data transfer between Rockwell PLC & Yokogawa DCS.
- BR started producing a new specialty product called **Low Pour Diesel** for use by the Indian Army at high altitudes.

### (ii) In case of imported technology (imported during the last three years reckoned from the beginning of the financial year):

#### a) The details of technology imported and year of import:

Sr. No.	Unit - Technology	Licensor	Year
1	KHDS Technology	M/s Axens, France	2020-21
2	VPSA Technology	M/s Sumitomo, Japan	2020-21

#### b) Has technology been fully absorbed?

Both the technologies, mentioned above, are fully absorbed.

#### c) If not fully absorbed, areas where this has not taken place, reasons thereof and future plans of action.

Not applicable.

## RESEARCH & DEVELOPMENT (R&D)

### I. Specific area in which R&D has been carried out.

1. Green Hydrogen
2. Hydrogen recovery from refinery off-gases
3. Carbon dioxide (CO<sub>2</sub>) Capture & Utilization
4. High Performance Domestic Petroleum Natural Gas (PNG) Cooking Stove
5. Super Absorbing Polymer (SAP) demonstration
6. Niche petrochemicals and Petrochemical processes
7. Hydrocarbon Vapor Recovery System
8. Sustainable Aviation Fuel (SAF)/ Bio-ATF (Aviation Turbine Fuel)
9. Advanced Biofuels and Bio-chemicals
10. Green Silica
11. Biodegradable plastics
12. Bio-methanation
13. Bioremediation
14. Processing of Municipal Solid/ Liquid waste (MSW)/(MLW)
15. Niche/Specialty Solvents developments
16. Process Chemicals
17. Benzene Valorization
18. Indigenous Desalter Technology
19. Divided Wall Column (DWC) technology
20. Process Intensification/Energy efficient processes
21. Novel reactor designs
22. AI based models for refinery Crude Distillation Units
23. Digitization approach for real-time Crude Assay for crude distillation monitoring and optimization
24. Software for predicting crude blend compatibility and optimization.
25. Simulation models for refinery units
26. Crude Oil Pipeline Corrosion Inhibitor Development
27. Niche Catalyst Developments and Catalytic Processes
28. Graphene production process
29. Waste Plastic usage in Roads
30. Energy Efficient Furnace Operation
31. Energy Efficient Heat Exchangers
32. Low grade heat recovery
33. Long-life heavy-duty diesel engine oil with fuel economy benefit for Bharat Stage VI trucks & buses
34. Engine oil for higher capacity scooters
35. High-performance gas engine oils
36. Energy efficient industrial oils
37. Industrial lubricants using re-refined base oils
38. Long life final drive axle oil for Off-Highway equipment
39. Synthetic ultra-long drain axle oil for commercial vehicle
40. Premium coolant for indirect cooling for Battery Electrical Vehicles (BEVs) and Internal Combustion Engines (ICE)
41. Engine oil formulated with re-refined base oil
42. NO<sub>x</sub> reduction agent (Diesel Exhaust Fluid) for selective catalytic reduction system equipped BS IV/BS VI diesel vehicles.

## II. Benefits derived as a result of the above R&D

1. Corporate Research and Development Centre (CRDC) has developed the world's most energy efficient LPG stove with thermal efficiency of 74% plus, which is 6-7% more than the stoves available in the market. This energy efficient stove can save nearly 1 LPG cylinder per year per family. The product is available across the country through Bharat gas distributors. 90,000 stoves have been sold and revenue of ₹ 2 crore is generated.
2. Smokeless Kerosene for Defense applications on high altitude was developed by CRDC jointly with Mumbai Refinery as well as Industry & Commercial department. The product was launched in the first week of January 2023 and has generated revenue of ₹ 2.8 crore.
3. Digital solution tools viz. "BPMARRK®: Real-time Crude Oil Characterization Software" and "K Model for Crude Oil Compatibilities" fetched ₹ 22.02 crore and ₹ 4.74 crore, respectively towards licensing and continuous usage in the company's refineries at Mumbai, Kochi and Bina. These digital solutions offer help for crude column monitoring & optimization and enable refineries to process opportunity/heavy crudes.
4. The Next Generation Bharat Metal Cutting Gas was improved and marketed through an in-house developed Novel Additive resulting in value addition of about ₹ 30.16 crore.
5. Business support activities towards catalyst and additive evaluation, corrosion sample analysis, Computational Fluid Dynamics studies, fuel testing, and analytical support led to value addition of ₹ 7.26 crore.
6. Engine oil for ultra-low emission Bharat Stage VI compatible heavy-duty trucks & buses with the potential to extend engine oil drain interval and reduce fuel consumption. This will help us to generate new business.
7. Premium high performance engine oil for higher engine capacity scooters to provide superior engine protection and challenging performance requirements. This product will help us to penetrate the new higher engine capacity scooter market.
8. High performance Mobile gas engine oil developed for use in 4-stroke Auto rickshaws (BS VI) running on CNG/LPG. This product will help us in generating volumes in the growing CNG vehicle market.
9. Energy efficient, high performance hydraulic oil is developed to reduce the power consumption in injection molding machine operation. This product will help us in generating volumes in the high potential injection molding hydraulic oil segment.
10. Eco-responsible hydraulic oil for industrial applications developed using Re-refined base oil, helps in reducing carbon footprint besides contributing towards circular economy.
11. Premium heavy-duty Final Drive Axle Oil (FDAO) designed for final drives and differentials of Off-highway equipment, especially those operating under high loads and extreme temperatures provides extended drain interval. This would help us to generate new business.
12. Ultra Long Drain Axle Oil meant for use in Rear Axles and Live Front Axles of commercial vehicles provides improved fuel efficiency benefits owing to its viscometry. Extended drain interval and improved fuel economy contribute to the reduction in carbon footprint.
13. A premium coolant for indirect cooling of Battery in Electrical Vehicles (BEVs) and antifreeze coolant for Internal Combustion Engines (ICE). This will help us in generating new business in the automotive specialty market.
14. Engine oils for Passenger cars & commercial vehicles were developed and commercialized with Re-refined base oil as per circular economy initiative of NITI Aayog. This would help in reducing carbon foot print and conserving precious natural resources.
15. Inhouse VDA, Germany licensed NOx reduction agent (Diesel Exhaust Fluid) ensures NOx emission level within the stipulated limit in SCR system-equipped BSIV/BSVI diesel vehicles and have affiliated contribution in increased fuel sales through retail outlets.

## III. Future R&D areas

1. Net Zero Processes & Technologies
2. Pathways for Circular Economy
3. Renewable and Alternate Energy
4. Bio-Products/Bio-chemicals

5. Battery and Storage technologies
6. Engine Research & Development
7. Waste to energy and fuels
8. Modeling approach for column overhead corrosion mitigation
9. Strategy to handle petrochemical plant effluents.
10. Alternate fuel (Di-methyl Ether) process demonstration
11. Residue up-gradation to value added chemicals and products.
12. Process intensification based on Cross Flow Reactor concept.
13. Cost optimization for Bio-refineries and Side stream value creation
14. Niche petrochemical product development
15. Fuel efficient engine oil compatible with ultra-modern heavy duty diesel commercial vehicles
16. Engine oils compatible with biofuel
17. High-performance, heavy-duty diesel engine oil for Auxiliary Power Unit, Engine, and Transmission system of new generation Defense equipment
18. Universal Tractor Transmission Oil for high Horsepower tractors
19. Non-staining Hydraulic oil for Aluminum industry
20. OEM specific synthetic Air Compressor oil
21. Long life gas engine oil for light and medium duty commercial vehicles
22. Single phase synthetic immersion coolant

#### IV. Expenditure on R&D during 2022 – 23

Particulars	Expenditure (in ₹ crore)
Revenue/Recurring Expenditure	55.27
Capital Expenditure	16.41
<b>Total</b>	<b>71.68</b>

#### C. Foreign Exchange Earnings and Outgo

The details of foreign exchange earnings and outgo are given below :

Particulars	2022-23	2021-22*
<b>Earnings in Foreign Exchange</b>	<b>15,708.29</b>	14,830.89
- Includes receipt of ₹ <b>1,917.63 Crore</b> (previous year ₹ 784.07 Crore) in Indian Currency out of total foreign currency billings made to foreign airlines and ₹ <b>507.13 Crore</b> (Previous year ₹ 391.20 Crore) of INR exports to Nepal and Bhutan of I&C, Lubes and Retail Customers.		
<b>Foreign Exchange Outgo</b>	<b>2,31,848.17</b>	1,69,223.30
- On account of purchase of Raw Materials, Capital Goods, Chemicals, Catalysts, Stores spares, International trading activities etc.		

\*Details have been re-stated to give effect of merger of Bharat Oman Refineries Limited and Bharat Gas Resources Limited



**ANNEXURE-B**  
**ANNUAL REPORT ON CSR ACTIVITIES**

**1. Brief outline on CSR Policy of the Company:**

“We are a Model Corporate Entity with Social Responsibility” is one of the vision statements of Bharat Petroleum Corporation Limited (BPCL). Recognizing its equal responsibility towards the community near its business units and far-flung communities, BPCL has contributed steadily towards the goal of achieving sustainable development over the years. As per the Companies Act 2013 we have our CSR policy and guidelines in place, the highlights of the same being:

- In every financial year, at least 2% of average net profits of the Company made during the three immediately preceding financial years is earmarked for undertaking CSR activities.
- BPCL has a CSR Committee of the Board headed by an Independent Director, which regularly reviews and monitors all CSR projects.
- A robust governance structure with a dedicated team of CSR professionals strives towards identifying and implementing impactful social projects, which are in alignment with the areas specified under Schedule VII of the Companies Act, 2013. Company takes up CSR projects largely in the five core thrust areas of:
  - Health & Sanitation
  - Education
  - Environmental Sustainability
  - Skill Development
  - Community Development

**2. Composition of CSR Committee :**

Sr. No.	Name of Director	Designation/Nature of Directorship	No. of meetings of CSR Committee held during the year	No. of meetings of CSR Committee attended during the year
i.	Dr. (Smt.) Aiswarya Biswal	Independent Director, Chairperson of the Committee w.e.f 20.9.2022	10	10
ii.	Shri Vetsa Ramakrishna Gupta	Director (Finance), Member	10	10
iii.	Shri Suman Billa	Government Nominee Director, Member	10	08
iv.	Shri Ghanshyam Sher	Independent Director, Member w.e.f. 21.10.2022	03	03
v.	Smt. Kamini Chauhan Ratan	Government Nominee Director, Member w.e.f. 21.12.2022	02	02
vi.	Smt. Yatinder Prasad	Government Nominee Director, Member w.e.f. 29.10.2022, ceased w.e.f. 20.12.2022	01	00
vii.	Shri Gudey Srinivas	Government Nominee Director, Member, ceased w.e.f. 26.09.2022	07	07
viii.	Shri Harshadkumar Prabhudas Shah	Independent Director, Chairperson, ceased w.e.f. 16.07.2022	02	02

**3. Provide the web-link where Composition of CSR committee, CSR Policy and CSR projects approved by the board are disclosed on the website of the Company.**

The details of the CSR committee, CSR policy & projects approved by the Board are available on the website of the Company on <https://www.bharatpetroleum.in/social-responsibility/social-responsibility.aspx>

**4. Provide the executive summary along with web-link(s) of Impact Assessment of CSR Projects carried out in pursuance of sub-rule (3) of rule 8, if applicable**

BPCL has been conducting impact assessment of CSR projects to monitor and evaluate the actual impact created on the ground through its CSR Projects. BPCL has taken cognizance of sub-rule (3) of rule 8 of the Companies (Corporate Social Responsibility Policy) Rules, 2014 as notified w.e.f. 22.01.2021. Accordingly, impact assessment of most of the eligible projects has been completed. Brief of indicative impact assessment reports is given in Annexure IA, and the relevant reports are made available on the website: <https://www.bharatpetroleum.in/CSR/CSR-Reporting/Impact-Assessment-Reports.aspx>

(₹ Crore)

5. (a) Average net profit of the company as per sub-section (5) of section 135	:	9547.11
(b) Two percent of average net profit of the company as per sub-section (5) of section 135	:	190.95
(c) Surplus arising out of the CSR Projects or programmes or activities of the previous financial years	:	0.68
(d) Amount required to be set off for the financial year, if any	:	-
(e) Total CSR obligation for the financial year [(b)+(c)-(d)]	:	237.59 <sup>#</sup>

<sup>#</sup> Includes ₹45.96 Crore on account of unspent b/f from FY 2020-21 & 2021-22 & transferred to Unspent CSR Account before due dates.

6. (a) Amount spent on CSR Projects (both on ongoing projects and other than ongoing projects)	:	124.60*
(b) Amount spent in Administrative Overheads	:	3.82
(c) Amount spent on Impact Assessment, if applicable	:	0.25
<b>(d) Total amount spent for the Financial Year [(a)+(b)+(c)]</b>	:	<b>128.67</b>
(e) CSR amount spent or unspent for the Financial Year:		

Total Amount Spent for the Financial Year.	Amount Unspent				
	Total Amount transferred to Unspent CSR Account as per sub section (6) of section 135.		Amount transferred to any fund specified under Schedule VII as per second proviso to sub-section (5) of section 135.		
	Amount	Date of transfer	Name of the Fund	Amount.	Date of transfer.
128.67	79.99	29.04.2023	N.A.	N.A.	N.A.

\*Expenditure includes excess amount of ₹ 36.24 Crore spent by erstwhile Bharat Oman Refineries Limited in earlier financial years.

(f) Excess amount for set off, if any: NA

SI. No.	Particular	Amount
(1)	(2)	(3)
(i)	Two percent of average net profit of the company as per sub-section (5) of section 135	N.A.
(ii)	Total amount spent for the Financial Year	N.A.
(iii)	Excess amount spent for the financial year [(ii)-(i)]	N.A.
(iv)	Surplus arising out of the CSR projects or programmes or activities of the previous Financial Years, if any	N.A.
(v)	Amount available for set off in succeeding financial years [(iii)-(iv)]	N.A.

## 7. Details of Unspent Corporate Social Responsibility amount for the preceding three Financial Years

Sl. No.	Preceding Financial Year(s)	Amount transferred to Unspent CSR Account under sub-section (6) of section 135	Balance Amount in Unspent CSR Account under subsection (6) of section 135	Amount spent in the Financial Year	Amount transferred to a Fund as specified under Schedule VII as per second proviso to sub-section (5) of section 135, if any.		Amount remaining to be spent in succeeding Financial Years	Deficiency, if any
					Amount	Date of transfer		
1.	FY 2020-21	17.01	6.56	1.81	N.A.	N.A.	4.75	-
2.	FY 2021-22	39.40	39.40	15.22	N.A.	N.A.	24.18	-
	<b>TOTAL</b>		<b>45.96</b>	<b>17.03</b>	<b>N.A.</b>	<b>N.A.</b>	<b>28.93</b>	

## 8. Whether any capital assets have been created or acquired through Corporate Social Responsibility amount spent in the Financial Year:

: Yes  
 If yes, enter the number of Capital Assets created/acquired : 1302

These assets have been created and handed over to the respective entity/Authority/beneficiary of the project.

Furnish the details relating to such asset(s) so created or acquired through Corporate Social Responsibility amount spent in the Financial Year. : As mentioned above assets have been created and handed over to the respective entity/ Authority/beneficiary of the project. These details are enclosed as **Annexure IB**.

## 9. Specify the reason(s) if the company has failed to spend two per cent of the average net profit as per sub-section (5) of section 135.

Corporate Social Responsibility (CSR) has been deeply rooted with BPCL's business strategy, thereby fostering inclusive and sustainable development for society with a strong focus on the neglected sections of the community. BPCL weighs its performance by its Triple Bottom Line contribution to building economic, social and environmental stability. Throughout its journey, BPCL has piloted several projects in the development sector Pan India. A number of projects were approved during the 2<sup>nd</sup>, 3<sup>rd</sup>, 4<sup>th</sup> quarters of FY 2022-23 with implementation spread over more than one year. Further, payments made to implementing agencies are linked to achievement of key deliverables. The actual expenditure against approved projects rolls beyond the financial year.

CSR amount unspent in current FY has been allocated to approved projects and transferred to separate unspent CSR Account as mandated by the Companies Act & the same will be spent in accordance with provisions of the said act.

Sd/-  
**Shri Rajkumar Dubey**  
 Director (Human Resources)

Sd/-  
**Shri Vetsa Ramakrishna Gupta**  
 Director (Finance)

Sd/-  
**Dr. (Smt.) Aiswarya Biswal**  
 Chairperson – CSR Committee

Date: July 17, 2023

## ANNEXURE IA-Executive summary of Impact assessments for Projects completed in Previous Financial Year

Sl. No.	Title of the project	Budget (₹ in Crore)	Expenditure (₹ in Crore)	Implementation Agency	Location	Executive Summary
1	Support for MRI machine and CT Scan machine in Cuttack, Odisha	6.60	6.58	Gopabandhu Institute of Medical Science and Research (GIMSAR)	Cuttack, Odisha	Gopabandhu Institute of Medical Science and Research (GIMSAR) was facilitated for procurement of a MRI and a CT scan machine to support early diagnosis of critical illness through early advance medical services. The need for this CSR intervention is justified through lack of limited medical diagnostic testing facilities in the project area namely SCB Hospital located in Cuttack. The facility allowed for an early diagnosis for specific illnesses for about 25-40% of the referred patients. The reduced turnaround time of diagnosis reportedly leads to relevant treatment to start early and therefore results in faster recovery. The provision of a modern diagnostic facility within the same hospital building results in efficient inter departmental coordination, that benefits the patients. Because of the upgraded ICU facilities, advanced medical treatment has been made possible.
2	Skill Development Training Programme for 940 persons in Shrawasti (Uttar Pradesh) and Mewat (Haryana)	1.94	1.93	Manav Vikas Sanstha	Shrawasti (Uttar Pradesh) and Mewat (Haryana)	A project to impart skill training to individuals in Shrawasti and Mewat/ Nuh aspirational districts to become self-employed tailors and hand embroiderers was undertaken. Majority (62.5%) of the surveyed respondents reported that they benefitted through attendance of the training program through an improvement in their skills in their chosen trade. After completion in training, placement was offered to interested candidates.
3	Providing primary healthcare services through the operation of four Medical Mobile Units in Thane, Nashik, Dhule and Jalgaon in Maharashtra.	1.45	1.45	Wockhardt Foundation	Thane, Nashik, Dhule and Jalgaon in Maharashtra.	A mobile medical health program using Mobile Medical Units was undertaken in Thane, Nashik, Dhule and Jalgaon Districts of Maharashtra to improve accessibility to primary healthcare. Majority of the survey respondents reported to have saved medical expenses through availing medical services through MMUs run under this project, with an average saving of ₹ 1271.



Sl. No.	Title of the project	Budget (₹ in Crore)	Expenditure (₹ in Crore)	Implementation Agency	Location	Executive Summary
4	Construction of 11 Community toilets blocks under Swachh Bharat Abhiyan at Mahul & Chembur in partnership with Municipal Corporation	1.60	0.78	Habitat for Humanity India Trust (HFHI)	Chembur, Maharashtra	The accelerated sanitation coverage offered under this project aims to make the communities in the project areas Open Defecation Free (ODF). The toilet blocks that were constructed prior to the intervention were reported to be in dilapidated condition. Access to safe sanitation facility has been made available around the communities that has reduced their effort to travel long distances to defecate, the saved time and energy is reported to be now used for household chores.
5	Construction of 4 Community Sanitation units under Swachh Bharat Abhiyan at Thane in partnership with Municipal Corporation.	1.64	1.57	Habitat for Humanity India Trust (HFHI)	Thane, Maharashtra	
6	Enhancing the ICU facilities in Govt. medical college, Ernakulam for medical management of Covid-19	1.00	0.99	National Health Mission, Ernakulam	Ernakulam, Kerala	A 25 bedded intensive care unit has been upgraded in Government Medical College (GMC) in Ernakulam to further the health care facilities of incoming patients (including COVID-19). The need for this CSR intervention is justified as the critical patients did not have limited provision of comprehensive care at the medical facility. As a result of this project, there is a reported reduction in the number of referral cases by the doctors at GMC. The treatment of critical patients can be done at the upgraded facility. This situation has resulted in providing a more comprehensive and focused treatment to the ailing patients: resulting in low mortality among critical patients.
7	Construction of Laboratory block for Govt. Higher Secondary School, Kadavallur, Kerala	1.00	0.92	Government Higher Secondary School, Kadavallur	Kadavallur, Kerala	A project to finance the development of the 577.92 square metre of laboratory wing in govt. higher Secondary School, kadavallur was undertaken. Our findings are that the construction is of extremely good quality and is being maintained well. Further discussions with key stakeholders revealed that the laboratories constructed under the project were reported to be not functional to its full capacity because of a) lack of equipment and teaching aids b) shortage of furniture for students c) lack of supply of water/gas in the laboratories. As a result of these shortcomings, the project has not been able to have evident impact on academic improvement. The facility has potential to provide good exposure to students and help them perform in science competitions if the above shortcomings are addressed. The principal in written letter has accepted the positive feedback and has sought support for equipment and willingness to address the other shortcomings so as to make the labs functional.



Sl. No.	Title of the project	Budget (₹ in Crore)	Expenditure (₹ in Crore)	Implementation Agency	Location	Executive Summary
8	Support for Cancer Care and Cure in partnership through six empanelled hospitals at various location in India	14.99	11.32	Indian Cancer Society (ICS)	Dist. Mumbai, Bangalore, Chennai, Vellore, Delhi and Ahmedabad, Maharashtra, Tamil Nadu, Karnataka, Delhi & Gujarat	A financial support programme for cancer patients has been conducted through the Indian Cancer Society through its six empanelled hospitals. Under this project underprivileged and low-income individuals suffering from any type of curable or early detected cancer were included. Majority of the surveyed respondents reported that their patient is recovering from the illness and has a stable medical condition (86.2%).
9	Scaling -up support for placement linked vocational training centre for Leprosy affected and underprivileged youth	3.60	3.07	The Leprosy Mission Trust India	Dist Nashik in Maharashtra, Dist Janagir -Champa in Chattisgarh, Dist Faizabad in Uttar Pradesh	Financial support to impart residential vocational training for youth from leprosy and disability background was provided across 6 locations - Champa, Faizabad, Nashik, Bankura, Vadathorasalur and Vizianagaram. 89% of the surveyed respondents reported that their skill set in the chosen trade has improved through attending the training course. 42% or 91 respondents who successfully completed the respective training course availed free of cost placement services. These participants interviewed with an average of 2.1 placement agencies.
10	Support in providing quality medical healthcare services through LifeLine Express (Hospital on a train)	1.98	1.36	Impact India Foundation	Dhubri, Assam and Papum Pare, Arunachal Pradesh.	A project aimed at providing select health care services in remote rural areas across Arunachal Pradesh and Assam was undertaken through a state-of-the-art train equipped with medical equipment called LifeLine Express. The main objectives of project include reducing avoidable disability in communities through conducting Medical and Surgical Services and thereby reduce burden on secondary and tertiary care centres. The responses of the survey respondents show 53% of respondents rated the capacity of LLE to meet urgent medical needs as "Very Good". 51% of the respondents rated the cleanliness and medical facilities of LLE service as "Very Good", and 66% rated the staff competency offering LLE service as "Very Good".

Sd/-  
**Shri Rajkumar Dubey**  
Director (Human Resources)

Sd/-  
**Shri Vetsa Ramakrishna Gupta**  
Director (Finance)

Sd/-  
**Dr. (Smt.) Aiswarya Biswal**  
Chairperson – CSR Committee



## ANNEXURE IB-Details of assets created or acquired through CSR amount spent in current FY (Amount in Crore)

Sl. No.	Short Particulars of the property or asset(s)	Pincode of the property or asset(s)	Date of creation	Amount of CSR amount spent	Details of entity/ Authority/ beneficiary of the registered owner		
					CSR Registration No.	Name	Registered Address
1	Upgrade/Install Of Computers, Setting-up of Smart Classrooms, Installation of Solar Plants and Other Allied Equipment Add. 3 Schools Managed by RKM Villupuram(Tamil Nadu)	605401	9/30/2022	1.05	CSR000006101	Ramakrishna Mission, Villupuram.	11, Ranganathan Road, Poonthottam, Villupuram, Tamilnadu-605602
2	6 nos. of Water RO Plants Add. Ramanathapuram District - Thiruvadana, Paramakudi, Thirupullani And Nainarkovil.	623503	3/31/2023	0.89	NA	District Administration, Ramanathapuram	Collectorate, Ramanathapuram-623503
3	Haemoglobin Testing Meter Add- BMC Public Health Centres, Mumbai	Multiple	2/15/2023	0.66	CSR000000040	Citizens Association for Child Rights (CACR)	Santaacruz East, Mumbai Mumbai, Maharashtra-400055
4	Construction of Maternity Ward Add-Tribal Hospital, SVM, Palakkad.	678581	3/31/2023	0.52	CSR00002488	Swami Vivekananda Medical Mission	Chennai, Tamil Nadu-600017
5	Construction of 1st Floor of Palliative Care Centre Add Vadavucode P.O, Kochi, Ernakulam, 682310	682310	3/27/2023	0.50	CSR00035007	Health Care Charitable Society	Kochi, Ernakulam-682310
6	Lift Irrigation System In Sonori Village Purandar, Pune, Maharashtra	412301	3/29/2023	0.50	CSR00025402	Grampanchayat Sonori	Sonori, Maharashtra-412303
7	Onco- Surgical Modular Operation Theatre With Laminar Flow, OT Light, OT Table With Neuro-Spine Surgical Attachments and Anaesthesia Machine Add. Gandhi Nagar, Kochi, Kerala	682020	3/31/2023	0.49	CSR00012448	Cochin Cooperative Hospitals Society Ltd	Gandhi Nagar, Kochi, Kerala-682020
8	Ventilator, Cardiac Care Unit, Patient Monitor Emergency/Aneasthesia Machine/ Naso Pharyngo Laryngoscope/Portable Ultrasound Address : Sathya Sai Sarla Memorial Hospital Muddenahalli, Chikkabalur.	562101	3/28/2023	0.49	CSR00000226	Prashanthi Balamandira Trust	Muddenahalli, Chikkabalur-562101
9	Banyan Health Centre At Kovalam, Kancheepuram District, Tamil Nadu	603112	3/31/2023	0.48	CSR00001155	The Banyan	Kovalam, Kancheepuram District, Tamil Nadu-603112
10	Sanitary Pad Vending Machine And Incinerators Add. Ashram Shalas, Palghar District.	401404	1/1/2023	0.48	CSR000000040	Citizens Association for Child Rights (CACR)	Santaacruz East, Mumbai Mumbai, Maharashtra-400055



Sl. No.	Short Particulars of the property or asset(s)	Pincode of the property or asset(s)	Date of creation	Amount of CSR amount spent	Details of entity/ Authority/ beneficiary of the registered owner		
					CSR Registration No.	Name	Registered Address
11	Water ATM Machines In Rural Areas Of Uran, District Raigad.	400702, 410221, 410206	3/30/2023	0.46	CSR00003967	LAHS Pratishtan	Plot A/140, Metropolitan Building, Road No. J-23, Wagle Industrial Estate, Thane (West)-400604.
12	Kissan Samman Bhavan Building Add: Khata No.243, Survey No.17, Near Harpur Shivalay, Section Kishanpur-Harpur Main Road, (Nh- 101), Dist. Saran, Chapra, Bihar	841412	3/31/2023	0.46	NA	Grampanchayat Kishnupur	Block Jalalpur Dist Saran Bihar-841412
13	2 Nos, Community Halls Add: Dhamdaha Block, Nehru Chowk, Gulab Baug Mela Campus, Purnia, Bihar	854205	3/28/2023	0.45	CSR00023463	Uttar Pradesh Small Industries Corporation Limited (UPSICL)	A-12 Patel Nagar-1st Ghaziabad-201001, UP
14	Automatic Tissue Processor Twin Basket, Automatic Embedding Station, Multi- Stainer Work Station. Add. General Hospital, Ernakulam	682011	3/31/2023	0.44	CSR00016677	General Hospital Ernakulam	General Hospital, Hospital Road, Ernakulam-682011
15	Digital X – Ray unit and 3 Eye Equipment Add: T.Nagar (RKM), Ramakrishna Math, Mylapore, Chennai	600004	2/28/2023	0.44	CSR00006101	Ramakrishna Math, Mylapore	Sankarapuram, Mylapore, Chennai, Tamil Nadu-600028
16	Anaesthesia Work Station/Hemodialysis Machine/Dialysis Couch Add: Taluk Head Quarters Hospital, Fort Kochi	682001	3/22/2023	0.42	CSR00003426	Thqh, Fort Kochi	T M Muhammad Road, Fort Kochi-682001
17	Construction of Nursing & Skill Development Institute Add : S.No.305, Charholi Budruk,Tal.Haveli, Dist. Pune	412105	3/31/2023	0.42	CSR00002033	Swa-Roopwardhinee	Mangalwar Peth, Parge Chowk, Barne Road, Pune, Maharashtra-411011
18	Surgical Microscope, Gastrointestinal Video Scope, Broncho Video Scope and 2 Nos. Anaesthesia Workstation. Add: Cachar Cancer Hospital, Silchar, Assam	788015	12/7/2022	0.36	CSR00003079	Cachar Cancer Hospital	Silchar, Assam-788015
19	Renovation Of Classrooms, Staircase Add: School Main Gate, Ramnagar, Ramdri, Dist. Begusarai, Bihar	851129	3/31/2023	0.29	NA	Late Dewki Nandan Singh Rajkriyakrit Madhya Vidyalaya	Ramnagar, Ramdri, Begusarai district, Bihar-851129





Sl. No.	Short Particulars of the property or asset(s)	Pincode of the property or asset(s)	Date of creation	Amount of CSR amount spent	Details of entity/ Authority/ beneficiary of the registered owner		
					CSR Registration No.	Name	Registered Address
20	Auticare, Laptop, Smart TV, Musical Instrument, Orbit Trace, Soft Gym-Occupational Therapy and Sensoruy Integration Therapy for children with Autism Add. Kakkanad , Kochi.	682030	3/15/2023	0.29	CSR00017954	Kusumagiri Mental Health Centre	384, Kusumagiri Campus, Kusumagiri P.O., Kakkanad-682030
21	Providing Medical Equipment: Blood Collection Monitor LCM-15, Refrigerated Centrifuge, Blood Bank Refrigerator, Donor Couch LDC-11, Plasma Freezer, Platele Incubator etc. Add. Rural Hospital Palghar	401404	3/14/2023	0.24	CSR00012161	Rotary Club of Mumbai West Coast Charitable Trust (RCMWCCT)	A-204, Knox Plaza Mindspace, Malad (West), Mumbai-400064
22	Medical Ambulance Add. Sainik School, Bhubaneswar, Dist. Khurda, Odisha	751005	3/31/2023	0.22	NA	Sainik School, Bhubaneswar.	Khurda Bhubaneswar-751005 Odisha, India
23	UV-VIS Spectrophotometer, Photo Catalytic Reactor Chamber, Micro Centrifuge etc.: (NSRL) Add: St. Xavier's College, Mumbai	400001	1/23/2022	0.19	CSR00004578	The Bombay St. Xavier'S College Society	5 Mahapalika Marg. Mumbai-400001
24	Kitchen & Waste Water Treatment Plant. Add: " FAH", Balika Ashram Rd, Akalpur, Tehsil Marh, Near Pushpanjali Clinic, Jammu	180002	1/10/2023	0.19	CSR00002223	Borderless World Foundation	1311, Aaram Bungalow, argade Heights Lane, Near J M Road, Shivaji Nagar, Pune-411005
25	Toilet Block for General Public Add: The Cyberabad Commissionerate, Gachibowli, Hyderabad, Telangana	500032	3/31/2023	0.15	NA	The Cyberabad Commissionerate,	Gachibowli, Hyderabad, Telangana-500032
26	Kitchen Infrastructure for Snehanganga Homestay Centre For Cancer Patients Add: Kacheripady, Ernakulam.	682018	3/27/2023	0.14	CSR0001248	President- Cochin Cancer Society	Cochin Cancer Society, Snehanganga, Providence Jn, Kacheripady, Ernakulam-682018
27	Sanitary Napkin Production Machine Add: Village Khardi, Taluka Shahapur, District- Thane, Maharashtra.	421601	2/7/2023	0.14	CSR00003967	LAHS Pratishtan	Plot A/140, Metropolitan Building, Road No. U-23, Wagle Industrial Estate, Thane (West)-400604.



Sl. No.	Short Particulars of the property or asset(s)	Pincode of the property or asset(s)	Date of creation	Amount of CSR amount spent	Details of entity/ Authority/ beneficiary of the registered owner		
					CSR Registration No.	Name	Registered Address
28	Renovation Of Washroom and Providing Allied Facilities. Add. Rammohun Roy Seminary At Kazanchi Road, Patna, Bihar	800004	3/31/2023	0.13	NA	Rammohun Roy Seminary	Kazanchi Road, Patna, Bihar-800004
29	Solar Roof top at 2 Government Schools in Dibang Valley a) Government Middle School, Maliye b) Government Middle School, Anini	792101	10/10/2022	0.13	CSR00001258	Sri Sri Rural Development Program Trust (SSRDPT)	The Art of Living International center, Gate no:1, 21st KM Kanakapura Main Road, Udapura, Bangluru-560082
30	Surdiat 55 Plus (Cf- Flushing Unit, 3P Plug) 2 Nos. Add: SSMM, Chittoor Road, Ernakulam	682018	12/6/2022	0.13	CSR00003059	Sree Sudheendra Medical Mission	Chittoor Road, Kacheripady, Ernakulam-682018
31	Porta-Cabins For Mahul Best Chowki's Drivers, MCGM Safai Karmacharis and Traffic Police Officials. Add. Mahul, Mumbai	400074, 400071, 400089	4/1/2023	0.12	CSR00000040	Citizens Association for Child Rights (CACR)	Santacruz East, Mumbai Mumbai, Maharashtra-400055
32	Medical Equipment: Oxygen Concentrators/ Cylinders/ECG Machine, etc. Add. PHC, Ambarde, Shahuwadi, Taluka Kolhapur.	416215	3/3/2023	0.11	CSR000012161	Rotary Club of Mumbai West Coast Charitable Trust (RCMWCCCT)	A-204, Knox Plaza Mindspace, Malad (West), Mumbai-400064
33	28 Nos of Laptops and accessories to 10 Schools Add: Ernakulam District	682302	3/20/2023	0.10	CSR00011888	Kerala Infrastructure For And Technology For Education (Kite)	Scert Building, Poojapura, Thiruvananthapuram-682302
34	Modern Dining Hall and Kitchen Add. Anjarakkandy Higher Secondary School, Kannur, Kannur District	670611	7/27/2022	0.10	CSR00015937	Kannur District Panchayat	Kannur District Panchayat, Civil Station P.O, Kannur-670002
35	Car- Maruti- ECO 5 Str AC, Fridge- Samsung, Furniture- Executive Table, Steel Almirah, Desktop & Advanced Trauma Care Mannequin Add: Bank Road, Kaloor	682017	3/27/2023	0.08	CSR00016600	Arike Day Care Nurses	65/2265, Birra No. 65, St. Antonys Shrine, Kaloor, Ernakulam-682017
36	1 <sup>st</sup> Floor For Vocational Training Unit Add: Daya Special School, Udayamperoor.	682307	8/1/2022	0.08	CSR00019971	Daya Social Centre	Nadakavu P.O, Udayamperoor, Ernakulam-682307



Sl. No.	Short Particulars of the property or asset(s)	Pincode of the property or asset(s)	Date of creation	Amount of CSR amount spent	Details of entity/ Authority/ beneficiary of the registered owner		
					CSR Registration No.	Name	Registered Address
37	Dialysis Machines and Supporting 3KV UPS Add: Edakkattuwayal Panchayat	682313	5/13/2022	0.08	CSR00024800	AP Varkey Mission	56A, A P Varkey Mission Hospital, Arakkunnam P O, Thottappady, Ernakulam, Kerala-682313
38	Domestic Sewing Machine And Other Accessories. Add: Hariqaon, Nikamul, Tejpur, Sonitpur, Assam	784154	12/15/2022	0.07	CSR00018998	Maandal Society	Dist. Sonitpur, Assam-784154
39	Maruti Eco Vehicle Add: IMA, Cochin, Branch Cochin.	682025	4/2/2022	0.07	CSR00003017	Indian Medical Association (IMA)	T.D.Road, Kanayannoor, Ernakulum-682025
40	Sanitary Napkin Dispenser & Incinerator At 36 Govt Schools in Beguasari District, Bihar	851101	3/27/2023	0.06	CSR00001655	Prayatna	Bharwari (Darbar), District Muzaffarpur, Bihar, India, Pin Code-843133
41	Supply And Installation of RO Water Facility & 60 Nos. Ceilling Fan At 6 Nos. Govt. Schools Add: Assansol, West Bengal	713301, 713302, 713303	3/31/2023	0.06	IMA	6 Nos. Govt. Schools	Assansol, West Bengal-713301, 713302, 713303
42	UF Plant/Carbon Filter/HDPE Tank, etc. Add: Gulsunde Village, Rasayani, Raigad, Maharashtra	410207	12/16/2022	0.05	CSR00000282	Acil Navsar Jan Rural Foundation (ANARDE Foundation)	408, New Udyog Mandir 2, Moghul Lane, Mahim (West), Mumbai-400016
43	Table, Learning Equipment- Skeleton, Storage Rack etc for Divyang Therapist Add: Raigad, District.	402201	20-03-2023	0.05	CSR00003092	Grameen Shramik Pratishthan (GSP)	D5, Poonam Park, Bibwewadi, Pune-37
44	Medical Equipment, Physiotherapy Equipment, Office Equipment Add: Thrikkakara, Kochi	682021	3/3/2023	0.05	CSR00025814	Association Karunayam Home For The Aged Destitute And Infirm	Thrikkakara, Kochi, Kerala-682021
45	Upgrade/Install of Computers, Setting Up of Smart Classrooms, Installation of Solar Plants and Other Allied Equipment for 3 Schools Managed by RKM Villupuram(Tamil Nadu)	605401	9/30/2022	0.03	CSR000006101	Ramakrishna Mission, Villupuram.	11, Ranganathan Road, Poonthottam, Villupuram, Tamilnadu-605602



Sl. No.	Short Particulars of the property or asset(s)	Pincode of the property or asset(s)	Date of creation	Amount of CSR amount spent	Details of entity/ Authority/ beneficiary of the registered owner		
					CSR Registration No.	Name	Registered Address
46	Bailing Machine At Main Gate, Mahul, Mumbai, Maharashtra	400074	2/9/2023	0.03	CSR00003967	LAHS Pratishthan	Plot A/140, Metropolitan Building, Road No. U-23, Wagle Industrial Estate, Thane (West)-400604.
47	Sanitary Napkin Machine and Incinerator Add: 6 Nos. Chennai Corporation Schools, Chennai	600001	3/31/2023	0.02	NA	Rotary Club Of Chennai Charitable Trust	Rotary Club Of Chennai Capital - District 3232, Rotary International- 600001
48	Providing Girls Toilet block, purified and cool drinking Water, Desktop Computer, Classroom Furniture Add: MPHS Govt. Primary Schools at Cherlapalli Village, Chengicherla	603112	3/31/2023	0.02	CSR00001155	The Banyan	6 <sup>th</sup> Main Road, Mogapair Eri Scheme, Mogapair West, Chennai-600037
49	Medical Equipments Add. IMA, Cochin	682025	5/17/2022	0.01	CSR00003017	Indian Medical Association (IMA)	T. D. Road, Kanayannoor, Ernakulum-682025
50	2 Nos. LAPTOPS Add: Govandi, West Mumbai-400043	400043	3/9/2023	0.01	CSR00003360	Myna Mahila Foundation (MMF)	10/11, 34A Bldg Natwar Parekh Compound, Govandi, West Mumbai-400043

Sd/-  
**Shri Rajkumar Dubey**  
Director (Human Resources)

Sd/-  
**Shri Vetsa Ramakrishna Gupta**  
Director (Finance)

Sd/-  
**Dr. (Smt.) Aiswarya Biswal**  
Chairperson – CSR Committee



## ANNEXURE TO THE DIRECTORS' REPORT

### ANNEXURE - C

ANNUAL STATEMENT SHOWING THE REPRESENTATION OF SCHEDULED CASTES (SCs), SCHEDULED TRIBES (STs), OTHER BACKWARD CLASSES (OBCs), ECONOMICALLY WEAKER SECTIONS (EWS) AS ON JANUARY 1, 2023 AND NUMBER OF APPOINTMENTS MADE DURING THE PRECEDING CALENDAR YEAR, 2022

NAME OF THE PUBLIC SECTOR ENTERPRISE: BHARAT PETROLEUM CORPORATION LTD.

Groups	Representation of SCs/STs/OBCs/EWS (As on 1.1.2023)						Number of appointments made during the calendar year 2022											
	Total number of Employees	SCs	STs	OBCs	EWS	Total	By Direct Recruitment			By Promotion			By Other Methods					
							SCs	STs	OBC	EWS	Total	SCs	STs	Total	SCs	STs	OBCs	EWS
<b>1</b>	<b>2</b>	<b>3</b>	<b>4</b>	<b>5</b>	<b>6</b>	<b>7</b>	<b>8</b>	<b>9</b>	<b>10</b>	<b>11</b>	<b>12</b>	<b>13</b>	<b>14</b>	<b>15</b>	<b>16</b>	<b>17</b>	<b>18</b>	<b>19</b>
Group-A	5617	884	342	1325	8	137	14	1	38	4	93	7	4	5	-	-	-	-
Group-B	1306	183	49	301	-	-	-	-	-	-	-	-	-	-	-	-	-	-
Group-C	1237	155	57	482	-	-	-	-	-	-	3	1	-	-	-	-	-	-
#Group-D/Ds	636	115	50	194	-	-	-	-	-	-	-	-	-	-	-	-	-	-
<b>Total</b>	<b>8796</b>	<b>1337</b>	<b>498</b>	<b>2302</b>	<b>8</b>	<b>137</b>	<b>14</b>	<b>1</b>	<b>38</b>	<b>**4</b>	<b>96</b>	<b>8</b>	<b>4</b>	<b>*5</b>	<b>0</b>	<b>0</b>	<b>0</b>	<b>0</b>

# Group D & Ds is merged. No employee currently in Group Ds

\*\* Reservation for Economically Weaker Section (EWS): Vacancies notified on or after 01.02.2019. 4 EWS recruited in 2022 in Group 'A'

\*5 Sports persons promoted

**ANNUAL STATEMENT SHOWING THE REPRESENTATION OF SCHEDULED CASTES (SCs), SCHEDULED TRIBES (STs), OTHER BACKWARD CLASSES (OBCs), ECONOMICALLY WEAKER SECTIONS (EWS) IN VARIOUS GROUP "A" SERVICES AS ON JANUARY 1, 2023 AND NUMBER OF APPOINTMENTS MADE IN THE SERVICE IN VARIOUS GRADE IN THE YEAR 2022**

**NAME OF THE PUBLIC SECTOR ENTERPRISE: BHARAT PETROLEUM CORPORATION LTD.**

JG	Pay Scales (in ₹)	Representation of SCs/STs/OBCs/EWS (as on 01.01.2023)					Number of Appointments made during the calendar year 2022												
		Total Number of Employees					By Direct Recruitment			By Promotion			By Other Methods						
		Total	SCs	STs	OBCs	EWS	Total	SCs	STs	OBCs	EWS	Total	SCs	STs	SCs	STs	OBCs	EWS	
1	2	3	4	5	6	7	8	9	10	11	12	13	14	15	16	17	18	19	20
A0	30000-120000	312	29	1	140	-	63	8	-	20	-	13	2	-	-	-	-	-	-
A	40000-140000	100	8	6	35	-	-	-	-	-	-	57	2	4	5	-	-	-	-
A1	50000-160000	91	7	-	25	3	22	1	-	7	3	28	3	-	-	-	-	-	-
A2	60000-180000	263	13	5	85	2	52	5	1	11	1	-	-	-	-	-	-	-	-
B	70000-200000	1307	204	91	342	3	-	-	-	-	-	-	-	-	-	-	-	-	-
C	80000-220000	1228	204	77	320	-	-	-	-	-	-	-	-	-	-	-	-	-	-
D	90000-240000	915	168	71	186	-	-	-	-	-	-	-	-	-	-	-	-	-	-
E	100000-260000	701	145	61	126	-	-	-	-	-	-	-	-	-	-	-	-	-	-
F	120000-280000	418	71	21	49	-	-	-	-	-	-	-	-	-	-	-	-	-	-
G	120000-280000	188	27	8	13	-	-	-	-	-	-	-	-	-	-	-	-	-	-
H	120000-280000	68	8	1	4	-	-	-	-	-	-	-	-	-	-	-	-	-	-
I	150000-300000	23	-	-	-	-	-	-	-	-	-	-	-	-	-	-	-	-	-
J	180000-340000	3	-	-	-	-	-	-	-	-	-	-	-	-	-	-	-	-	-
K	200000-370000	-	-	-	-	-	-	-	-	-	-	-	-	-	-	-	-	-	-
	<b>TOTAL</b>	<b>5617</b>	<b>884</b>	<b>342</b>	<b>1325</b>	<b>8</b>	<b>137</b>	<b>14</b>	<b>1</b>	<b>38</b>	<b>4</b>	<b>98</b>	<b>7</b>	<b>4</b>	<b>*5</b>	<b>0</b>	<b>0</b>	<b>0</b>	<b>0</b>

\*5 Sportspersons promoted



**ANNUAL STATEMENT SHOWING REPRESENTATION OF THE PERSONS WITH DISABILITIES (PWDs) IN SERVICE AS ON JANUARY 1, 2023 AND NO. OF APPOINTMENTS OF PWDs - (RECRUITMENT/PROMOTION) DURING THE CALENDAR YEAR 2022**

Group	Total number of Employees (as on 01.01.2023)	Number of PWD Employees (as on 01.01.2023)						No. of Appointments (2022)					
		TOTAL	VH	HH	OH	LD	LD	VH	HH	OH	LD		
<b>1</b>	<b>2</b>	<b>3</b>	<b>4</b>	<b>5</b>	<b>6</b>	<b>7</b>	<b>8</b>	<b>9</b>	<b>10</b>	<b>11</b>			
Group-A	5617	108	12	9	87	--	--	--	--	--			
Group-B	1306	30	5	2	23	--	--	--	--	--			
Group-C	1237	26	6	9	11	--	--	--	--	--			
Group-D/Ds	636	11	0	3	8	--	--	--	--	--			
<b>TOTAL</b>	<b>8796</b>	<b>175</b>	<b>23</b>	<b>23</b>	<b>129</b>	<b>--</b>	<b>--</b>	<b>--</b>	<b>--</b>	<b>--</b>			

VH stands for Visually Handicapped (persons suffering from blindness and low vision)

HH stands for Hearing Handicapped (persons suffering from hearing impairment-deaf and hard of hearing)

OH stands for Orthopaedically Handicapped (including persons suffering from locomotor disability, cerebral palsy, acid attack victims, dwarfism, muscular dystrophy and leprosy cured)

LD or ID stands for Learning Disability/Intellectual Disability (persons with autism, intellectual disability, specific learning disability and mental illness)

### ANNEXURE-D

#### REPORT ON CORPORATE GOVERNANCE

##### 1) Company's philosophy on Code of Governance

Bharat Petroleum Corporation Limited's ("the Company/BPCL") corporate philosophy on Corporate Governance has been to ensure protection of stakeholders' interest through transparency, full disclosures, empowerment of employees, collective decision making and social initiatives.

##### 2) Composition of Board of Directors

As per the Articles of Association of the Company, the number of Directors shall not be less than three and not more than sixteen.

As on March 31, 2023, the BPCL Board comprised 12 Directors represented by 4 Whole-time (Executive) Directors including Chairman & Managing Director, 2 Non-Executive Nominee Directors of Government of India and Government of Kerala respectively (Government Directors) and 6 Non-Executive Independent Directors.

Appointments of following Additional Directors were made by shareholders by way of Postal Ballot w.e.f. 17.04.2022:

- Shri Gudey Srinivas and Shri Suman Billa as Director,
- Shri Sanjay Khanna as Director (Refineries),
- Shri Pradeep Vishambhar Agrawal, Shri Ghanshyam Sher, Dr. (Smt.) Aiswarya Biswal, Prof. (Dr.) Bhagwati Prasad Saraswat and Shri Gopal Krishan Agarwal as Independent Directors.

Shri Harshadkumar P. Shah, Independent Director ceased to be an Independent Director of the Company w.e.f. 16.07.2022 on completion of his tenure.

Shri Sukhmal Kumar Jain, Director (Marketing) was appointed as an Additional Director of the Company w.e.f. 22.08.2022 as communicated by Ministry of Petroleum & Natural Gas and being Additional Director, held office up to the date of the last Annual General Meeting held on 29.8.2022. He was again re-appointed as Additional Director by the Board at the meeting held on 29.8.2022. He was further appointed as Director (Marketing) by shareholders by way of Postal Ballot w.e.f. 16.11.2022.

Shri Gudey Srinivas, Government Nominee Director ceased to be the Director of the Company w.e.f. 26.09.2022.

Shri Arun Kumar Singh, Chairman and Managing Director ceased w.e.f. 01.11.2022 on his superannuation and Shri Vetsa Ramakrishna Gupta, Director (Finance) with additional charge of Director (Human Resources) took additional charge of Chairman & Managing Director w.e.f. 01.11.2022. Shri Arun Kumar Singh was also holding additional charge of Director (Marketing) till Shri Sukhmal Kumar Jain took over as Director (Marketing) w.e.f. 22.08.2022.



Shri Vetsa Ramakrishna Gupta, Director (Finance) was holding additional charge of Chairman & Managing Director till Shri Krishnakumar Gopalan took over as Chairman & Managing Director w.e.f. 17.03.2023, subject to approval of shareholders in ensuing Annual General Meeting.

Smt. Yatinder Prasad, Government Nominee Director was appointed as an Additional Director of the Company w.e.f. 29.10.2022. However, she ceased to be Director of the Company w.e.f. 20.12.2022.

Smt. Kamini Chauhan Ratan, Government Nominee Director was appointed as an Additional Director of the Company w.e.f. 21.12.2022. She was further appointed as Director by shareholders by way of Postal Ballot w.e.f. 18.03.2023.

Dr. (Smt.) Sushma Agarwal, Independent Director was appointed as an Additional Director of the Company w.e.f. 10.03.2023, subject to approval of the shareholders in ensuing Annual General Meeting.

Shri Rajkumar Dubey was appointed as an Additional Director and Director (Human Resources) of the Company w.e.f. 01.05.2023, subject to approval of the shareholders in ensuing Annual General Meeting. Shri Vetsa Ramakrishna Gupta, Director (Finance) was holding additional charge of Director (Human Resources) till Shri Rajkumar Dubey took over as Director (Human Resources).

In line with Regulation 17(1A) of the SEBI (Listing Obligations and Disclosure Requirements) Regulations, 2015 ("Listing Regulations"), no person aged seventy-five years or more were appointed or continued as non-executive directors in the company.

During the Financial Year 2022-23, all meetings of the Board and the Annual General Meeting were chaired by the Chairman & Managing Director.

The Directors neither held membership of more than 10 Committees nor acted as Chairperson of more than 5 Committees as specified in Regulation 26 of the Listing Regulations and Clause 3.3.2 of Guidelines on Corporate Governance for Central Public Sector Enterprises issued by Department of Public Enterprises across all the companies in which they were Directors.

The required information as indicated in Part A of Schedule II of Regulation 17(7) of Listing Regulations and Annexure IV to Guidelines on Corporate Governance for Central Public Sector Enterprises were made available to the Board of Directors.

### **Matrix setting out the skills/expertise/competence of Board of Directors**

BPCL being a Government Company, all the Directors are appointed as per the nominations from the Government of India based on the required skills, competencies, and expertise. The Company has a competent Board with background and knowledge of the Company's Businesses and also of finance, accounts, and general administration. The Board comprises of Directors with diverse experience, qualifications, skills, expertise etc. which are aligned with the Company's business, overall strategy, corporate ethics, values and culture etc.

Details regarding the Board Meetings, Annual General Meeting, Directors' attendance thereat, Directorships and Committee positions held by the Directors are provided herewith.

**Particulars of Directors including their attendance at the Board/Members' Meetings during the Financial Year 2022-23**

Names of the Directors	Academic Qualifications	Attendance out of 15 Board Meetings held during the year and percentage thereof		Attendance at the last Annual General Meeting	Details of Directorships held in other Companies (as on March 31, 2023)	Memberships held in Committees as specified under Regulation 26 of SEBI (Listing Obligations and Disclosures Requirements) Regulation, 2015
		No. of Meetings Attended	%			
<b>Whole-time Directors</b>						
Shri Krishnakumar Gopalan Chairman & Managing Director (w.e.f. 17.03.2023)	Electrical Engineer from NIT Tiruchirapalli, Masters in Financial Management from Jammalal Bajaj Institute of Management	1	100*	#NA	<b>Chairman:</b> 1. Bharat PetroResources Limited (w.e.f. 23.3.2023) <b>Director:</b> 1. Petronet LNG Limited (w.e.f. 21.3.2023) (Listed Entity) (Nominee Director) 2. Bharat Stars Services Private Limited (up to 31.03.2023) 3. Bharat Stars Services (Delhi) Private Limited (up to 31.03.2023)	-
Shri Arun Kumar Singh Chairman & Managing Director (up to 31.10.2022)	Mechanical Engineering with first rank from NIT, Patna (Formerly BCE, Patna)	9	100*	Attended	<b>Chairman:</b> 1. Indraprastha Gas Limited (up to 22.10.2022) (Listed Entity) (Nominee Director) 2. Erstwhile Bharat Oman Refineries Ltd (upto 1.7.2022) <b>Director:</b> 1. Petronet LNG Ltd. (Listed Entity) (Nominee Director) 2. Erstwhile Bharat Gas Resources Ltd (upto 16.8.2022) 3. Bharat PetroResources Ltd	-

\* Percentage computed by considering the meetings attended with the total meetings held during the Directors tenure.

#N.A. - Not applicable





Names of the Directors	Academic Qualifications	Attendance out of 15 Board Meetings held during the year and percentage thereof		Attendance at the last Annual General Meeting	Details of Directorships held in other Companies (as on March 31, 2023)	Memberships held in Committees as specified under Regulation 26 of SEBI (Listing Obligations and Disclosures Requirements) Regulation, 2015
		No. of Meetings Attended	%			
Shri Veisa Ramakrishna Gupta Director (Finance) Additional Charge as Chairman & Managing Director (from 1.11.2022 up to 17.03.2023) Additional charge of Director (Human Resources)	B.Com, ACA, AICWA	15	100	Attended	<b>Director:</b> 1. Erstwhile Bharat Oman Refineries Ltd (up to 1.7.2022) 2. Erstwhile Bharat Gas Resources Ltd. (up to 16.8.2022) 3. Petronet LNG Limited (up to 20.03.2023) (Listed Entity) (Nominee Director) 4. Bharat PetroResources Ltd. 5. Fino Paytech Ltd. (up to 02.11.2022)	Stakeholders' Relationship Committee: Member  Bharat Petroleum Corporation Ltd
Shri Sanjay Khanna Director (Refineries)	B.Tech (Chemical Engineering) from NIT Tiruchirapalli, Post Graduate in Finance Management from Mumbai University	15	100	Attended	<b>Director:</b> 1. Erstwhile Bharat Oman Refineries Ltd (upto 1.7.2022) 2. Ratnagiri Refinery and Petrochemicals Limited 3. Bharat PetroResources Limited	-
Shri Sukhmal Kumar Jain (w.e.f. 22.08.2022)	B.E (Mechanical) from Delhi College of Engineering, MBA from SP Jain Institute of Management & Research	9	100*	Attended	<b>Chairman</b> 1. Indraprastha Gas Ltd (Listed Entity) (23.10.2022 to 13.1.2023) (Nominee Director) <b>Director:</b> 1. Indraprastha Gas Limited (up to 18.01.2023) (Listed Entity) (Nominee Director) 2. Erstwhile Bharat Gas Resources Ltd. (up to 16.8.2022) 3. Goa Natural Gas Pvt. Ltd. (up to 30.08.2022)	Stakeholders' Relationship Committee: Member (w.e.f. 20.09.2022)  Bharat Petroleum Corporation Ltd

\* Percentage computed by considering the meetings attended with the total meetings held during the Directors tenure.

Particulars of Directors including their attendance at the Board/Members' Meetings during the Financial Year 2022-23

Names of the Directors	Academic Qualifications	Attendance out of 15 Board Meetings held during the year and percentage thereof		Attendance at the last Annual General Meeting	Details of Directorships held in other Companies (as on March 31, 2023)	Memberships held in Committees as specified under Regulation 26 of SEBI (Listing Obligations and Disclosure Requirements) Regulation, 2015
		No. of Meetings Attended	%			
<b>Non-Executive Directors</b>						
<b>(a) Government Directors</b>						
Shri Gudey Srinivas AS&FA, Ministry of Consumer Affairs & Food & Public Distribution, and holding financial advice charge of, MOP&NG (up to 25.09.2022)	IAS B. Tech (Civil Engg). M.E. (Civil Engg). Management Programme in Public Policy from Indian School of Business.	8	100*	Not Attended	<b>Director:</b> 1. Food Corporation of India 2. Indian Strategic Petroleum Reserves Ltd.	-
Shri Suman Billa Principal Secretary, (Industries & NORKA) Government of Kerala	IAS M Phil, British Chevening Gurukul Scholar at the London School of Economics.	13	87	Not Attended	<b>Chairman:</b> 1. Kerala Minerals and Metals Ltd. 2. Malabar Cements Limited <b>Director:</b> 1. Overseas Keralites Investments and Holdings Limited 2. INKEL Limited 3. Kerala State Industrial Development Corporation Limited. 4. The Kerala Industrial Corridor Development Corp. Ltd. 5. Additional Skill Acquisition Programme Kerala	-
Smt. Yatinder Prasad (w.e.f. 29.10.2022 up to 19.12.2022)	IAS B.A., L.L.B., L.L.M. C.I.A., P.G.D.B.A(Finance)	1	100*	#NA	1. National Scheduled Tribes Finance & Development Corp (Company u/s 8)	-
Smt. Kamini Chauhan Ratan (w.e.f. 21.12.2022)	IAS BCom, L.L.B. and L.L.M.	4	100*	#NA	1. Indian Strategic Petroleum Reserves Ltd	

\* Percentage computed by considering the meetings attended with the total meetings held during the Directors tenure

#N.A.-Not applicable

**Particulars of Directors including their attendance at the Board/Members' Meetings during the Financial Year 2022-23**

Names of the Directors	Academic Qualifications	Attendance out of 15 Board Meetings held during the year and percentage thereof		Attendance at the last Annual General Meeting	Details of Directorships held in other Companies (as on March 31, 2023)	Memberships held in Committees as specified under Regulation 26 of SEBI (Listing Obligations and Disclosure Requirements) Regulation, 2015
		No. of Meetings Attended	%			
<b>Non-Executive Directors</b>						
<b>(b) Part-time (Independent)</b>						
Shri Harshadkumar P. Shah Independent Director (up to 15.07.2022)	B.SC. (Maths)	3	100*	#NA	-	Stakeholder's Relationship Committee: Chairman  Bharat Petroleum Corporation Ltd
Shri Pradeep Vishambhar Agrawal Independent Director	Fellow member of the Institute of Chartered Accountants of India and member of the Institute of Company Secretaries of India.	14	93	Attended	<b>Director:</b> 1. Vital Care Pvt Ltd 2. Interpharm Biotech Private Limited 3. Shine Pharmaceuticals Limited 4. Bhoomi Medicaments Limited 5. Vadodara Smile Foundation 6. Shashvat Vikas Prabodhan Parishad 7. Vadodara City Police Parivaar Kalyan Foundation 8. Chemcon Speciality Chemicals Limited (Listed Entity) (Independent Director)	Audit Committee: Member  Bharat Petroleum Corporation Ltd
Shri Ghanshyam Sher Independent Director	M.Com. M.A. (Political Science). M.A. (Economics). L.L.B.	15	100	Attended	-	Stakeholder's Relationship Committee: Member (up to 19.09.2022) Chairman (w.e.f. 20.09.2022 to 20.10.2022)  Bharat Petroleum Corporation Ltd  Audit Committee: Member (up to 20.10.2022.)  Bharat Petroleum Corporation Ltd

\* Percentage computed by considering the meetings attended with the total meetings held during the Directors tenure

#N.A. - Not applicable



Names of the Directors	Academic Qualifications	Attendance out of 15 Board Meetings held during the year and percentage thereof		Attendance at the last Annual General Meeting	Details of Directorships held in other Companies (as on March 31, 2023)	Memberships held in Committees as specified under Regulation 26 of SEBI (Listing Obligations and Disclosure Requirements) Regulation, 2015
		No. of Meetings Attended	%			
Dr. (Smt.) Aiswarya Biswal Independent Director	Bachelor of Dental Surgery. Masters in Management from University of Liverpool, United Kingdom.	15	100	Attended	-	Stakeholder's Relationship Committee: Member Bharat Petroleum Corporation Ltd
Prof. (Dr.) Bhagwati Prasad Saraswat Independent Director	M.Com (Gold Medalist). Ph.D in Financial Evolution of Drugs & Pharmaceutical Companies in India.	15	100	Attended	-	Stakeholder's Relationship Committee: Chairman (w.e.f. 21.10.2022) Bharat Petroleum Corporation Ltd Audit Committee: Member Bharat Petroleum Corporation Ltd
Shri Gopal Krishan Agarwal Independent Director	Fellow member of the Institute of Chartered Accountants of India MA (Economics) B.Com (Hons).	14	93	Not Attended	<b>Director:</b> 1. Genuine Creations Private Limited 2. Jaladhikar Foundation 3. Professional Data System Private Limited 4. Gangotri Overseas Private Limited 5. ICSI Institute of Insolvency Professionals	Audit Committee: Chairman Bharat Petroleum Corporation Ltd Stakeholder's Relationship Committee: Member Bharat Petroleum Corporation Ltd
Smt. Sushma Agarwal Independent Director (w.e.f. 10.03.2023)	M.Sc. and Ph.D in Botany	2	100*	#NA	-	Bharat Petroleum Corporation Ltd

\* Percentage computed by considering the meetings attended with the total meetings held during the Directors tenure

#N.A. - Not applicable

Note: Details of familiarization programmes imparted to Independent Directors are available on website of the Company: <https://www.bharatpetroleum.com/About-BPCL/Our-Policies.aspx>



## Board Meetings

Fifteen Board Meetings were held during the Financial Year 2022-23 on the following dates:

April 29, 2022	May 25, 2022	June 20, 2022	July 22, 2022
August 06, 2022	August 22, 2022	August 29, 2022	September 20, 2022
October 29, 2022	November 07, 2022	December 20, 2022	January 30, 2023
March 01, 2023	March 17, 2023	March 24, 2023	

The Company was in compliance with Regulations 17(2) and 17(2A) of Listing Regulations regarding the minimum number of Board Meetings, maximum time gap between two Board meetings and quorum requirement in each Board Meeting.

In line with Regulation 17(3) of the Listing Regulations, the Board has reviewed the compliance of all laws applicable to the Company, as well as steps taken by the listed entity to rectify instances of non-compliances.

In line with Regulation 17(5) of the Listing Regulations, the Board has adopted a Code of Conduct for the Directors and also for the Senior Management of the Company and the same has been posted on the website of the Company. There is a system in the organization of affirming compliance with Corporate Governance by the Board Members and Senior Management Personnel of the Company. A declaration of compliance signed by Chairman & Managing Director of the Company is enclosed with this Annual Report. The Code of Conduct has suitably incorporated the duties of the Independent Directors as envisaged in the Companies Act, 2013.

There are no inter-se relationships between our Board members. None of the Non-Executive Directors of BPCL have any pecuniary relationship/transaction with the Company during the Financial Year.

During the year, all recommendations made by the Committees were approved by the Board. The declarations have been received from the Independent Directors about meeting the criteria of independence as laid down under Section 149(6) of the Companies Act, 2013 and Regulation 16(1)(b) of the Listing Regulations. In the opinion of the Board, the Independent Directors fulfill the conditions of independence specified in the said Act and Regulations and are independent of the management.

### 3) Board Committees

#### A) Audit Committee

BPCL's Audit Committee comprises three Independent Directors. The role, powers and functions of the Audit Committee were specified and approved by the Board. The quorum for the meetings of the Committee is one-third of the total number of members or two members, whichever is higher, with the presence of at least two Independent Directors. The members possess the requisite knowledge of finance & accounting for the effective functioning of the Audit Committee. Smt. V Kala, Company Secretary acts as the Secretary to the Audit Committee.

The Head of Internal Audit is an invitee to the Audit Committee and therefore attends and participates in the said meetings. In addition, Whole-time Directors are also invited to attend the Audit Committee meetings, as and when required. The Statutory Auditors and Cost Auditors are invited to attend and participate in the meetings for relevant agendas of the Audit Committee.

During the Financial Year 2022-23, Shri Ghanshyam Sher, Independent Director ceased to be the member of the Committee w.e.f. 21.10.2022.

As on March 31, 2023, the Audit Committee comprised of Shri Gopal Krishan Agarwal, Independent Director, as the Chairman with Shri Pradeep Vishambhar Agrawal and Prof. (Dr.) Bhagwati Prasad Saraswat, Independent Directors as its Members.

The role of the Audit Committee covers all matters specified in Regulation 18 read with Part C of Schedule II of the Listing Regulations, Section 177 of the Companies Act, 2013 and Guidelines on Corporate Governance for Central Public Sector Enterprises.

The terms of reference of the Audit Committee include the following:

- 1) Overseeing the Company's financial reporting process and the disclosure of its financial information to ensure that the financial statements are correct, sufficient and credible;
- 2) Recommending to the Board the fixation of audit fees;
- 3) Approval of payment to Statutory Auditors for any other services rendered by them;
- 4) Reviewing, with the Management, the Annual Financial Statements and Auditor's Report thereon before submission to the Board for approval, with particular reference to:
  - a) Matters required to be included in the Directors' Responsibility Statement to be included in the Board's Report in terms of clause (c) of sub-section (3) of Section 134 of the Companies Act, 2013.
  - b) Changes, if any, in accounting policies and practices and reasons for the same.
  - c) Major accounting entries involving estimates based on the exercise of judgment by Management.
  - d) Significant adjustments made in the financial statements arising out of audit findings.
  - e) Compliance with listing and other legal requirements relating to financial statements.
  - f) Disclosure of any related party transactions.
  - g) Modified opinion(s) in the draft audit report;
- 5) Reviewing with the Management, the quarterly financial statements before submission to the Board for approval;
- 6) Reviewing with the management, the statement of uses/application of funds raised through an issue (public issue, rights issue, preferential issue, etc.), the statement of funds utilized for purposes other than those stated in the offer document/prospectus/notice and the report submitted by the monitoring agency monitoring the utilisation of proceeds of a public or rights issue or preferential issue or qualified institutions placement, and making appropriate recommendations to the Board to take up steps in this matter;
- 7) Reviewing and monitoring the Auditor's independence and performance, and effectiveness of the audit process;
- 8) Approval or any subsequent modification of transactions of the Company with related parties;
- 9) Scrutinizing inter-corporate loans and investments;
- 10) Valuation of undertakings or assets of the Company, wherever it is necessary;
- 11) Evaluating internal financial controls and risk management systems;
- 12) Reviewing, with the Management, performance of the Statutory and Internal Auditors and adequacy of the internal control systems;
- 13) Reviewing the adequacy of the Internal Audit function, if any, including the structure of the Internal Audit department, staffing and seniority of the official heading the department, reporting structure coverage and frequency of internal audit;
- 14) Discussing with the Internal Auditors any significant findings and follow up thereon;



- 15) Reviewing the findings of any internal investigations by the Internal Auditors into matters where there is suspected fraud or irregularity or a failure of internal control systems of a material nature and reporting the matter to the Board;
- 16) Discussing with the Statutory Auditors before the audit commences, about the nature and scope of audit as well as post-audit discussion to ascertain any area of concern;
- 17) Looking into the reasons for substantial defaults in the payment to the Depositors, Debenture Holders, Shareholders (in case of non-payment of declared dividends) and Creditors;
- 18) Reviewing the functioning of the Whistle Blower Mechanism;
- 19) Reviewing the follow up action on the audit observations of the C&AG Audit.
- 20) Reviewing the follow up action on the recommendations of the Committee on Public Undertakings (COPU) of Parliament.
- 21) Provide an open avenue of communication between the Independent Auditor, Internal Auditor and the Board of Directors.
- 22) Approval of appointment of CFO (i.e. the whole-time Director (Finance) or any other person heading the finance function or discharging that function) after assessing the qualifications, experience and background, etc. of the candidate;
- 23) Carrying out any other function as mentioned in the 'Terms of reference' to the Audit Committee.
- 24) Reviewing the utilization of loans and/ or advances from/investment by the holding company in the subsidiary exceeding rupees 100 crore or 10% of the asset size of the subsidiary, whichever is lower, including existing loans/advances/investments existing as on the date of coming into force of this provision.
- 25) Consider and comment on rationale, cost-benefits and impact of schemes involving merger, demerger, amalgamation etc., on the listed entity and its shareholders.

The Audit Committee has been sufficiently empowered by the Board of Directors with following powers:

- 1) To investigate any activity within its terms of reference.
- 2) To seek information on and from any employee.
- 3) To obtain outside legal or other professional advice, subject to the approval of the Board of Directors.
- 4) To secure attendance of outsiders with relevant expertise, if it considers necessary.
- 5) To protect whistle blowers.

The Audit Committee shall mandatorily review the following information:

- 1) Management discussion and analysis of financial condition and results of operations;
- 2) Management letters/letters of internal control weaknesses issued by the Statutory Auditors;
- 3) Internal audit reports relating to internal control weaknesses;
- 4) The appointment, removal and terms of remuneration of the Chief Internal Auditor shall be subject to review by the Audit Committee.
- 5) Statement of deviations as per the SEBI (Listing Obligations and Disclosure Requirements) Regulations, 2015
  - (a) Quarterly statement of deviation(s) including report of monitoring agency, if applicable, submitted to Stock Exchange(s) in terms of Regulation 32(1).

- (b) Annual statement of funds utilized for purposes other than those stated in the offer document/prospectus/notice in terms of Regulation 32(7);
- 6) The Audit Committee of the listed holding company shall also review the financial statements, in particular, the investments made by the unlisted subsidiary company;

All the Subsidiary Companies of the Company are managed by their respective Boards and the Management. The Financial Statements of the Subsidiary Companies including investments made, if any, are reviewed by their respective Audit Committee/Board. The performance of Subsidiary Companies and the minutes of their Board meetings are placed at the Board meetings of the Company. Any significant transaction or arrangement entered into by the Subsidiary Companies are also reported to the Board of Directors of the Company.

- 7) Certification/declaration of financial statements by the Chief Executive Officer and Chief Finance Officer. Twelve meetings of the Audit Committee were held during the Financial Year 2022-23 on the following dates:

April 07, 2022	April 28, 2022	May 24, 2022	June 20, 2022
July 21, 2022	August 06, 2022	September 19, 2022	October 29, 2022
November 07, 2022	January 30, 2023	March 01, 2023	March 24, 2023

#### Attendance at the Audit Committee Meetings during the year 2022-23

Names of the Members	No of meetings attended	% (*)
Shri Gopal Krishan Agarwal, Chairman	12	100
Shri Ghanshyam Sher, Member (up to to 21.10.2022)	* 7	100
Shri Pradeep Vishambhar Agrawal, Member	11	92
Prof (Dr.) Bhagwati Prasad Saraswat, Member	12	100

\*Percentage computed by considering the meetings attended with the total meetings held during the Director's tenure as member.

The Committee at its meetings held on August 06, 2022, November 07, 2022 and January 30, 2023 reviewed the Quarterly Financial Statements as on June 30, 2022, September 30, 2022 and December 31, 2022 respectively. Further, Annual Financial Statements as on March 31, 2023 were reviewed by the Committee at its meeting held on May 22, 2023 before the same were submitted to the Board for approval.

#### B) Project Evaluation Committee

The Project Evaluation Committee (PEC) comprises of three Independent Directors, one Government Director and Director (Finance).

The PEC evaluates, guides implementation, monitors, reviews, assesses deliverables, provides recommendations and advice to the Board for projects costing ₹ 500 Crore and above, including investments in Subsidiaries/Joint Ventures.

During the Financial Year 2022-23, Shri Harshadkumar P. Shah, Independent Director ceased to be a Chairman of the Committee w.e.f. 16.07.2022 on completion of his tenure. Subsequently, Shri Pradeep Vishambhar Agrawal, Independent Director and member of the Committee was appointed as Chairman of the Committee w.e.f. 20.09.2022.

Shri Ghanshyam Sher was appointed as a Member of the Committee w.e.f. 21.10.2022.

As on March 31, 2023, the PEC comprised of Shri Pradeep Vishambhar Agrawal, Independent Director as the Chairman and Shri Ghanshyam Sher, Independent Director, Shri Vetsa Ramakrishna Gupta, Director (Finance) and Shri Suman Billa, Government Nominee Director as its Members.

Dr. (Smt.) Sushma Agarwal, Independent Director was appointed as Member of the Committee w.e.f. 27.04.2023.

Five meetings of the PEC were held during the Financial Year 2022-23 on the following dates:

June 20, 2022	August 05, 2022	October 29, 2022	December 19, 2022	February 27, 2023
---------------	-----------------	------------------	-------------------	-------------------

### Attendance at the Projects Evaluation Committee Meetings during the year 2022-23

Names of the Members	No of meetings attended	% (*)
Shri Pradeep Vishambhar Agrawal, Chairman (w.e.f. 20.09.2022)	5	100
Shri Harshadkumar P. Shah, Chairman (up to 16.07.2022)	*1	100
Shri Vetsa Ramakrishna Gupta, Member	5	100
Shri Suman Billa, Member	5	100
Shri Ghanshyam Sher (w.e.f. 21.10.2022)	*3	100

\*Percentage computed by considering the meetings attended with the total meetings held during the Director's tenure as member.

### C) Nomination and Remuneration Committee

The Nomination and Remuneration Committee (NRC) formulates and reviews policies related to remuneration/perquisites/incentives within the parameters of Guidelines issued by the Government of India. The terms of reference, role, powers and function of the NRC were specified and approved by the Board. The NRC has formulated a policy to decide the annual bonus/variable pay pool and policy for its distribution across the executives and non-unionized supervisors, as per the guidelines of DPE.

During the Financial Year 2022-23, Shri Harshadkumar P. Shah, Independent Director, ceased to be a member of the Committee w.e.f. 16.07.2022 on completion of his tenure.

Shri Gudey Srinivas, Government Nominee Director ceased to be member w.e.f. 26.09.2022.

Prof (Dr.) Bhagwati Prasad Saraswat, Independent Director ceased to be the Chairman of the Committee w.e.f. 21.10.2022. Subsequently, Shri Ghanshyam Sher, Independent Director was appointed as Chairman w.e.f. 21.10.2022.

Smt. Yatinder Prasad, Government Director was appointed as a member of the committee w.e.f. 29.10.2022 upto 20.12.2022. Subsequently, Smt. Kamini Chauhan Ratan, Government Director was appointed as a member of the committee w.e.f. 21.12.2022.

As on March 31, 2023 the NRC comprised of Shri Ghanshyam Sher, Independent Director as Chairman and, Shri Prof (Dr.) Bhagwati Prasad Saraswat, Dr. (Smt.) Aiswarya Biswal Independent Directors and Smt. Kamini Chauhan Ratan, Government Director as its members. The Director (Finance) and the Director (Human Resources) are invitees for the meetings of NRC.

Six meetings of NRC were held during the Financial Year 2022-23 on the following dates:

June 20, 2022	August 22, 2022	September 19, 2022
November 03, 2022	March 01, 2023	March 31, 2023

## Attendance at the Nomination and Remuneration Committee Meetings during the year 2022-23

Names of the Members	No of meetings attended	% (*)
Shri Ghanshyam Sher, Chairman (w.e.f. 21.10.2022)	*3	100
Shri Bhagwati Prasad Saraswat, Chairman (up to 21.10.2022)	6	100
Dr. (Smt.) Aiswarya Biswal, Member	6	100
Shri Harshadkumar P. Shah, Member (up to 16.07.2022 )	*1	100
Shri Gudey Srinivas, Member (up to 26.09.2022)	*2	67
Smt Yatinder Prasad, Member (w.e.f. 29.10.2022 up to 20.12.2022)	*0	0
Smt Kamini Chauhan Ratan, Member (w.e.f. 21.12.2022)	*2	100

\*Percentage computed by considering the meetings attended with the total meetings held during the Director's tenure as member.

BPCL is a Government Company and as per the MCA circular, exemptions have been given to Government Companies from applicability of Section 178 (2), (3), (4) of the Companies Act, 2013 for appointment/removal of Director, formulating the criteria for determining qualification, positive attributes and independence of Director and recommending to the Board a policy, relating to the remuneration for the Directors and evaluation of performance of the Board, committees and individual Directors.

### D) Stakeholders Relationship Committee

The role of the Stakeholders' Relationship Committee is to specifically look into the redressal of grievances of shareholders, debenture holders (and other security holders) including complaints related to transfer of shares, non-receipt of Annual Report, non-receipt of declared dividends, etc. and other additional roles as covered under the Listing Regulations.

During the Financial Year 2022-23, Shri Harshadkumar P. Shah, Independent Director ceased to be Chairman of the Committee w.e.f. 16.07.2022 on completion of his tenure. Subsequently, Shri Ghanshyam Sher, Independent Director was appointed as Chairman of the Committee in his place w.e.f. 20.09.2022 and he ceased to be the Chairman of the Committee w.e.f. 21.10.2022. Thereafter, Prof (Dr.) Bhagwati Prasad Saraswat, Independent Director was appointed as the Chairman of the Committee w.e.f. 21.10.2022.

Shri Sukhmal Kumar Jain, Director (Marketing) was appointed as Member of the Committee w.e.f. 20.09.2022.

As on March 31, 2023, the Stakeholders' Relationship Committee comprised of Prof (Dr.) Bhagwati Prasad Saraswat, Independent Director as Chairman, Shri Vetsa Ramakrishna Gupta, Director (Finance), Dr. (Smt.) Aiswarya Biswal, Independent Director, Shri Gopal Krishan Agarwal, Independent Director and Shri Sukhmal Kumar Jain, Director (Marketing) as its Members.

Dr. (Smt.) Sushma Agarwal, Independent Director was appointed as Member of the Committee w.e.f. 27.04.2023.

The Committee, at its meeting held on January 30, 2023 reviewed the services rendered to the Shareholders/ Investors including response to complaints/communications from the Shareholders of the Company. The said meeting was attended by all the Members of the Committee.

During the Financial Year 2022-23, 52 complaints were received from shareholders through SEBI, BSE and NSE, which were all attended to and resolved on priority basis.

Smt. V Kala, Company Secretary acts as the Compliance Officer for matters related to investor relations.

## E) Corporate Social Responsibility Committee

The terms of reference of the Corporate Social Responsibility (CSR) Committee broadly comprise:

1. In every Financial Year, utilizing at least 2% of average net profits of the Company made during the three immediately preceding financial years towards CSR activities as specified in Schedule VII of the Companies Act, 2013;
2. Providing guidance and suggestions on CSR activities to the CSR role holders and to monitor its progress, bringing greater transparency and experience in the execution of CSR activities of the Company etc.

Shri Harshadkumar P. Shah, Independent Director ceased to be the Chairman of the Committee w.e.f. 16.07.2022 on completion of his tenure. Dr. (Smt.) Aiswarya Biswal, Independent Director was appointed as a Chairperson of the Committee in his place w.e.f. 20.09.2022.

Shri Gudey Srinivas, Government Nominee Director ceased to be a Member of the Committee w.e.f. 26.09.2022.

Shri Ghanshyam Sher, Independent Director was appointed as Member of the Committee w.e.f. 21.10.2022.

Smt. Yatinder Prasad, Government Nominee Director was appointed as a member of the Committee w.e.f. 29.10.2022 and ceased to be a member w.e.f. 20.12.2022. Subsequently, Smt. Kamini Chauhan Ratan, Government Nominee Director was appointed in her place w.e.f. 21.12.2022.

As on March 31, 2023, the Committee comprised of Dr. (Smt.) Aiswarya Biswal, Independent Director, as Chairperson and Shri Ghanshyam Sher, Independent Director, Shri Suman Billa and Smt. Kamini Chauhan Ratan, Government Nominee Directors and Shri Vetsa Ramakrishna Gupta, Director (Finance) as its Members.

Dr. (Smt.) Sushma Agarwal, Independent Director was appointed as Member of the Committee w.e.f. 27.04.2023.

Shri Rajkumar Dubey, Director (Human Resources) was appointed as Member of the Committee w.e.f. 01.05.2023.

Ten meetings of the Corporate Social Responsibility Committee were held during the Financial Year 2022-23 on the following dates:

May 25, 2022	June 20, 2022	August 06, 2022
August 19, 2022	August 22, 2022	September 14, 2022
September 20, 2022	November 18, 2022	January 25, 2023
March 24, 2023		

### Attendance at the Corporate Social Responsibility Committee Meetings:

Names of the Members	No of meetings attended	% (*)
Dr. (Smt.) Aiswarya Biswal, Chairperson (w.e.f. 20.9.2022)	10	100
Shri Harshadkumar P Shah, Chairman (up to 16.07.2022)	*2	100
Shri Vetsa Ramakrishna Gupta, Member	10	100
Shri Gudey Srinivas, Member (up to 26.09.2022)	*7	100
Shri Suman Billa, Member	*8	80
Smt. Kamini Chauhan Ratan (w.e.f. 21.12.2022)	*2	100
Shri Ghanshyam Sher (w.e.f. 21.10.2022)	*3	100
Smt Yatinder Prasad ( From 29.10.2022 to 20.12.2022)	*0	0

\* Percentage computed by considering the meetings attended with the total meetings held during the Director's tenure as member.

## F) Risk Management Committee

Regulation 21 of the Listing Regulations requires the Company to constitute a Risk Management Committee. In compliance thereto, the Board had constituted the Risk Management Committee.

During the Financial Year 2022-23, Shri Harshadkumar P. Shah, Independent Director ceased to be the Chairman of the Committee w.e.f. 16.07.2022 on completion of his tenure. Shri Gopal Krishan Agarwal, Independent Director was appointed as the Chairman of the Committee in his place w.e.f. 20.09.2022.

Shri Ghanshyam Sher and Shri Pradeep Vishambhar Agrawal, Independent Directors were appointed as Members of the Committee w.e.f. 21.10.2022.

As on March 31, 2023, the Committee comprised of Shri Gopal Krishan Agarwal, Independent Director as Chairman, Shri Ghanshyam Sher, Shri Pradeep Vishambhar Agrawal, Independent Directors, Shri Vetsa Ramakrishna Gupta, Director (Finance) and Shri Sanjay Khanna, Director (Refineries) as its Members.

The terms of reference of the Risk Management Committee include the following:

1. To formulate a detailed risk management policy which shall include:
  - A framework for identification of internal and external risks specifically faced by the listed entity, in particular including financial, operational, sectorial, sustainability (particularly, ESG related risks), information, cyber security risks or any other risk as may be determined by the Committee.
  - Measures for risk mitigation including systems and processes for internal control of identified risks
  - Business continuity plan.
2. To ensure that appropriate methodology, processes and systems are in place to monitor and evaluate risks associated with the business of the Company;
3. To monitor and oversee implementation of the risk management policy, including evaluating the adequacy of risk management systems;
4. To periodically review the risk management policy, at least once in two years, including by considering the changing industry dynamics and evolving complexity;
5. To keep the board of directors informed about the nature and content of its discussions, recommendations and actions to be taken;
6. The appointment, removal and terms of remuneration of the Chief Risk Officer (if any) shall be subject to review by the Risk Management Committee.
7. The Risk Management Committee shall coordinate its activities with other committees, in instances where there is any overlap with activities of such committees, as per the framework laid down by the board of directors.
8. Review and recommend the risk management plan comprising risks assessed and their mitigation plans, identification of corporate level risks and their mitigation plans for approval of the Board with the recommendation of the Audit Committee;
9. Review and recommend the Risk Management Report consisting of status of risk mitigation plans (including reporting of risks by businesses) to the Audit Committee/Board;
10. Review and recommend the statement to be published in the Board's Report indicating development and implementation of the risk management policy for the Company;
11. Review and recommend any other proposal in relation to Risk Management to be put up to the Audit Committee/Board.

During the Financial Year 2022-23, three meetings of the Risk Management Committee were held on the following dates:

May 24, 2022	December 06, 2022	March 1, 2023
--------------	-------------------	---------------

### Attendance at the Risk Management Committee Meetings:

Names of the Members	No of meetings attended	% (*)
Shri Gopal Krishan Agarwal, Chairman (w.e.f. 20.09.2022)	3	100
Shri Harshadkumar P Shah, Chairman (up to 16.07.2022)	*1	100
Shri Vetsa Ramakrishna Gupta, Member	3	100
Shri Sanjay Khanna, Member	3	100
Shri Ghanshyam Sher (w.e.f. 21.10.2022)	*2	100
Shri Pradeep Vishambhar Agrawal, Member (w.e.f. 21.10.2022)	*2	100

\*Percentage computed by considering the meetings attended with the total meetings held during the Director's tenure as member.

### G) Sustainable Development Committee

The terms of reference of the Sustainable Development Committee are to oversee, approve, provide budgetary allocation and monitor the projects covered under Sustainable Development projects as part of the business plan of business units and involves an enduring and balanced approach to environmental responsibilities and includes reviewing of the 'Business Responsibility and Sustainability Report' on a half yearly basis. 'Business Responsibility and Sustainability Report' is also placed to the Board for information on an annual basis.

During the Financial Year 2022-23, Shri Harshadkumar P. Shah, Independent Director ceased to be the Chairman of the Committee w.e.f. 16.07.2022 on completion of his tenure. Subsequently, Dr. (Smt.) Aiswarya Biswal, Independent Director was appointed as a Chairperson in his place of the committee w.e.f. 20.09.2022.

Shri Gopal Krishan Agarwal was appointed as the member of the Committee w.e.f. 21.10.2022.

As on March 31, 2023, the Committee comprised Dr. (Smt.) Aiswarya Biswal, Independent Director, as Chairperson, Shri Vetsa Ramakrishna Gupta, Director (Finance), Shri Sanjay Khanna, Director (Refineries), Shri Ghanshyam Sher, and Gopal Krishan Agarwal, Independent Directors as its Members.

Dr. (Smt.) Sushma Agarwal, Independent Director was appointed as Member of the Committee w.e.f. 27.04.2023.

One meeting of the Sustainable Development Committee was held during the Financial Year 2022-23 on July 22, 2022 which was attended by all the Members.

### H) Separate Meeting of Independent Directors

During the Financial Year 2022-23, one separate meeting of Independent Directors was held on March 1, 2023 which was attended by all the Members as on that date, wherein the Independent Directors reviewed various parameters for assessing the quality, quantity and timelines of flow of information between the Company, Management and the Board to effectively and reasonably perform their duties.

### 4) Remuneration to Directors

BPCL being a Government Company, appointment and remuneration of Whole-Time Directors are determined by the Government of India. The Nominee Directors of Government of India do not receive any remuneration from the Company. The Independent Directors received sitting fees of ₹ 40,000 for each of the Board/Sub-Committee Meetings attended by them during the Financial Year 2022-23. The amount of sitting fees payable to independent directors was fixed by the Board. Performance Linked Incentives are payable to the Whole-time Functional Directors as employees of the Company as per the policy applicable to all employees of the Company.

**Details of remuneration paid/payable to the Whole-time Directors during the Financial Year 2022-23 are as follows:**

Name of Directors	All elements of remuneration packages of the Directors i.e. salary, benefits, bonus, pension, etc.				Total (₹)
	Salary & Allowances (₹)	Contribution to Provident Fund & Other Funds (₹)	Other Benefits & Perquisites (₹)	Performance Related Pay (₹)	
Shri Krishnakumar Gopalan* Chairman and Managing Director (w.e.f. 17.03.2023)	1,64,441	36,177	1,69,286	-	3,69,904
Shri Arun Kumar Singh** Chairman and Managing Director (up to 31.10.2022)	21,70,358	4,77,479	90,04,176	14,13,878	1,30,65,891
Vetsa Ramakrishna Gupta* Director (Finance)	32,43,922	7,13,663	17,69,434	9,22,709	66,49,728
Sukhmal Kumar Jain Director (Marketing) (w.e.f. 22.08.2022)**	23,14,255	5,09,136	14,05,560	-	42,28,951
Shri Sanjay Khanna Director (Refineries)	37,55,720	8,26,258	29,00,056	9,42,054	84,24,088
<b>TOTAL</b>	<b>1,16,48,696</b>	<b>25,62,713</b>	<b>1,52,48,512</b>	<b>32,78,641</b>	<b>3,27,38,562</b>

\* Shri Krishnakumar Gopalan holds the post of Chairman & Managing Director (C&MD) w.e.f. 17.03.2023. Shri Vetsa Ramakrishna Gupta, Director (Finance) held the additional charge of C&MD w.e.f. 01.11.2022 up to 17.03.2023 i.e. till the appointment of Shri Krishnakumar Gopalan as C&MD.

\*\* Shri Arun Kumar Singh ceased to be the Chairman & Managing Director w.e.f. 01.11.2022. Shri Arun Kumar Singh was also holding additional charge of Director (Marketing) till Shri Sukhmal Kumar Jain took over as Director (Marketing) w.e.f. 22.08.2022.

Service Contracts : As per terms & conditions of appointment communicated by the Administrative Ministry. (i.e. from the date of taking over charge of the post or till the date of superannuation or until further orders, whichever is earlier)

Notice period : Three months.

Non-Executive Director did not hold any Shares or any convertible securities in the Company during the financial year 2022-23.

As BPCL is a Government of India company, the Performance related pay is based on criteria fixed by Government of India.

The sitting fees paid to the Independent Directors for attending the meetings of the Board/Committee during the Financial Year 2022-23 are given below:

Name of the Director	Amount in (₹)
Shri Harshadkumar P. Shah (up to 15.07.2022)	3,60,000
Shri Gopal Krishan Agarwal	12,80,000
Shri Pradeep Vishambhar Agrawal	15,20,000
Prof. (Dr.) Bhagwati Prasad Saraswat	16,00,000
Dr. (Smt.) Aiswarya Biswal	16,00,000
Shri Ghanshyam Sher	14,80,000
Dr. (Smt.) Sushma Agarwal (w.e.f.10.03.2023)	80,000



The Independent Directors are not entitled to any remuneration other than the sitting fees and are not entitled to any stock options.

## 5) General Body Meetings

- a. The details of Annual General Meetings and Extra-ordinary General Meeting during the last three years are given below:

Meeting details	Date and Time of the Meeting	Venue
67 <sup>th</sup> Annual General Meeting	September 28, 2020 at 11.00 a.m.	Video-Conferencing/Other Audio Visual Means
Extra-ordinary General Meeting	March 25, 2021 at 10.30 a.m.	Video-Conferencing/Other Audio Visual Means
68 <sup>th</sup> Annual General Meeting	September 27, 2021 at 10.30 a.m.	Video-Conferencing/Other Audio Visual Means
69 <sup>th</sup> Annual General Meeting	August 29, 2022 at 10.30 a.m.	Video-Conferencing/Other Audio Visual Means
MCA convened meeting vide order dated 14.02.2022 for the scheme of amalgamation of Bharat Oman Refineries Limited with Bharat Petroleum Corporation Limited and their respective shareholders	Meeting of Equity Shareholders on April 21, 2022 at 10.00 a.m.	Video-Conferencing/Other Audio Visual Means
	Meeting of Secured Creditors on April 21, 2022 at 12.00 p.m.	
	Meeting of Unsecured Creditors on April 21, 2022 at 01.30 p.m.	
MCA convened meeting vide order dated 21.10.2021 for the scheme of amalgamation of Bharat Gas Resources Limited with Bharat Petroleum Corporation Limited and their respective shareholders	Meeting of Equity Shareholders on June 3, 2022 at 10.00 a.m.	Video-Conferencing/Other Audio Visual Means
	Meeting of Secured Creditors on June 3, 2022 at 12.00 p.m.	
	Meeting of Unsecured Creditors on June 3, 2022 at 01.30 p.m.	



- b. The details of Special Resolutions passed and Resolutions requiring requisite majority in the previous Annual General Meetings, Extra-Ordinary General Meeting and MCA convened Meetings held in last three years are given below:

Meeting details	Date and Time of the Meeting	Special Resolutions passed at the Meeting
67 <sup>th</sup> Annual General Meeting	September 28, 2020 at 11.00 a.m.	<ol style="list-style-type: none"> <li>1. Approval of 'BPCL Employee Stock Purchase Scheme 2020'.</li> <li>2. Approval of offer of shares under the 'BPCL Employee Stock Purchase Scheme 2020' to the Executive/Whole-time Director(s) of Subsidiary Company(ies) who are on lien with the Company.</li> <li>3. Approval of secondary acquisition of shares through the Trust route for the implementation of the 'BPCL Employee Stock Purchase Scheme 2020'</li> <li>4. Provision of money by the Company for purchase of its own shares by the Trust for the benefit of employees under the 'BPCL Employee Stock Purchase Scheme 2020'</li> </ol>
Extra-ordinary General Meeting	March 25, 2021 at 10.30 a.m.	Approval for disinvestment of the entire equity shares held in Numaligarh Refinery Limited, a material subsidiary of Bharat Petroleum Corporation Limited.
MCA convened meeting vide Order dated 14.02.2022 for the scheme of amalgamation of Bharat Oman Refineries Limited with Bharat Petroleum Corporation Limited and their respective shareholders	Meeting of Equity Shareholders on April 21, 2022 at 10.00 a.m.	To consider and approve the proposed Scheme of Amalgamation of Bharat Oman Refineries Limited with Bharat Petroleum Corporation Limited and their respective shareholders
	Meeting of Secured Creditors on April 21, 2022 at 12.00 p.m.	
	Meeting of Unsecured Creditors on April 21, 2022 at 01.30 p.m.	
MCA convened meeting vide Order dated 21.10.2021 for the scheme of amalgamation of Bharat Gas Resources Limited with Bharat Petroleum Corporation Limited and their respective shareholders	Meeting of Equity Shareholders on June 3, 2022 at 10.00 a.m.	To consider and approve the proposed Scheme of Amalgamation of Bharat Gas Resources Limited with Bharat Petroleum Corporation Limited and their respective shareholders.
	Meeting of Secured Creditors on June 3, 2022 at 12.00 p.m.	
	Meeting of Unsecured Creditors on June 3, 2022 at 01.30 p.m.	

No Extraordinary General Meeting of the Members was held during Financial Year 2022-23.

The statement to be annexed to the notice as referred to in sub-section (1) of section 102 of the Companies Act, 2013 for each item of special business transacted at the above meetings had set forth clearly the recommendation of the Board to the shareholders on each of the specific items as specified under Regulation 17(11) of the Listing Regulations.

c. Postal Ballot

During the financial year 2022-23, the following notices of Postal Ballots were issued:

- i. Postal Ballot Notice October 14, 2022 to seek consent of the Members to appoint Shri Sukhmal Kumar Jain as Director (Marketing) by Ordinary Resolution.
- ii. Postal Ballot Notice dated February 15, 2023 was issued to seek the consent of the Members to appoint Smt. Kamini Chauhan Ratan as Director and to approve Material Related Party Transaction(s) for the Financial Year 2023-24 with Falcon Oil & Gas B.V, Indraprastha Gas Limited, Petronet LNG Limited and Sabarmati Gas Limited by Ordinary Resolution.

Procedure for Postal Ballot

In compliance with provisions of Section 108, Section 110 and other applicable provisions of the Act read with the Companies (Management and Administration) Rules, 2014 (Rules), MCA Circulars and Regulation 44 of the Listing Regulations, the Company had provided remote e-voting facility to all the Members of the Company. The Company engaged the services of National Securities Depository Limited (NSDL) for availing services of remote e-voting for conducting all the Postal Ballots to enable the Members to cast their votes electronically.

Smt. V. Kala, Company Secretary was authorized by the Board of Directors to conduct all the Postal Ballots and to sign and send the Notices to the Members and in compliance with Rule 22(5) of the above Rules, Smt. Ragini Chokshi, Practicing Company Secretary (C.P. No. 1436), Ragini Chokshi & Co. (Membership No. 2390) was appointed as Scrutinizer for conducting all the Postal Ballot processes in a fair and transparent manner.

Voting Period of Postal Ballot was as follows:

<b>Date of Notice of Postal Ballot Meeting</b>	<b>Voting period</b>	<b>Cut-off date</b>	<b>No. of Members as on cut-off date</b>	<b>Date of Issuance of Scrutinizer's Report to the company</b>
14.10.2022	Commenced on Tuesday, October 18, 2022 at 9.00 a.m. and ended at 5.00 p.m. on Wednesday, November 16, 2022	Tuesday, October 11, 2022	9,47,924	Thursday, November 17, 2022
15.02.2023	Commenced on Friday, February 17, 2023 at 9.00 a.m. and ended on Saturday, March 18, 2023 at 5.00 p.m.	Friday, February 10, 2023	8,88,080	Monday, March 20, 2023

The Scrutiniser, after the completion of scrutiny, submitted her report to Smt. V. Kala, Company Secretary, who was duly authorised by the Chairman & Managing Director to accept, acknowledge and countersign the Scrutiniser's Report as well as declare the voting results in accordance with the provisions of the Act, the Rules framed thereunder and the Secretarial Standard - 2 issued by the Institute of Company Secretaries of India.

The Scrutinizer's Report along with details of voting results in the format specified under Regulation 44 of the SEBI (Listing Obligations & Disclosure Requirements) Regulations, 2015 were submitted to the BSE and National Stock Exchange of India Limited and also placed on Company's website.

No Special Resolution is proposed to be conducted through Postal Ballot as on the date of this Annual Report.

## 6) Means of Communication of Financial Performance

In order to give wider publicity and to reach the Members and other investing public across the nation, the financial results were published in various editions of leading newspapers.

The Audited/Unaudited Financial Results along with Auditor's Report/Limited Review Report, as the case maybe were filed with the Stock Exchanges.

The financial results of the Company are also displayed on the website of the Company at [www.bharatpetroleum.in](http://www.bharatpetroleum.in) and the websites of Bombay Stock Exchange Limited (BSE) and National Stock Exchange of India Limited (NSE).

Several investor meets were held during the year and the presentations are available on <https://www.bharatpetroleum.in/Bharat-Petroleum-For/Investors/Financial-Performance/Invertors-Presentation.aspx>

## 7) General Shareholders'/Members information:

As per SEBI Regulations, BPCL shares can be traded only in dematerialised form.

Annual General Meeting: Date, Time and Venue	Monday, August 28, 2023 at 10.30 a.m. IST The Company is conducting the meeting through VC/OAVM pursuant to the MCA Circulars. For details please refer to the Notice of this AGM.			
Financial Year	BPCL follows the financial year from April to March. The Unaudited Results/Audited Results for the four quarters/Year end were taken on record by the Board on the following dates and published in Economics Times and Maharashtra Times:			
	<b>Period Ended</b>	<b>Date of the Board Meeting</b>	<b>Date of publication</b>	<b>Unaudited/Audited</b>
	Apr-Jun 2022	August 06, 2022	August 07, 2022	Unaudited
	Jul-Sep 2022	November 07, 2022	November 08, 2022	Unaudited
	Oct-Dec 2022	January 30, 2023	January 31, 2023	Unaudited
	Jan-Mar 2023	May 22, 2023	May 23, 2023	Audited
	F.Y. 2022-23	May 22, 2023	May 23, 2023	Audited
Dividend Payment Dates	No interim dividend was declared in Financial Year 2022-23.			
	The Board has recommended a Dividend of ₹ 4 per equity share of ₹ 10 each. The dividend, if approved at the AGM will be paid within one month from the date of AGM.			
Record Date	Friday, August 11, 2023			

Debt Securities	The details of listing of Non-Convertible Debentures issued by the Company are given below:	
	BPCL Debentures 2019-Series I (₹ 1000 crore issued on March 11, 2019) ISIN: INE029A08057 Security code: 958631	Listed on wholesale debt market segment of BSE and NSE
	BPCL Debentures 2020-Series I (₹ 1995.20 crore issued on July 6, 2020) ISIN: INE029A08065 Security code: 959690	Listed on wholesale debt market segment of BSE and NSE
	BPCL Debentures 2023-Series I (₹ 600 crore issued on July 13, 2020) ISIN: INE322J08024 Security Code:959734	Listed on wholesale debt market segment of BSE and NSE

	BPCL Debentures 2023-Series II (₹ 840 crore issued on December 16, 2020) ISIN: INE322J08032 Security Code: 960324	Listed on wholesale debt market segment of BSE and NSE
	BPCL Debentures 2026 (₹ 1000 crore issued on October 26, 2021) ISIN: INE322J08040 Security Code: 973554	Listed on wholesale debt market segment of NSE
	BPCL Debentures 2026 Series I (₹ 935.61 crore issued on March 17, 2023)* ISIN: INE029A08073 Security code: 974677	Listed on wholesale debt market segment of BSE and NSE
	*Details of utilisation of fund raised – Funds used for original objective of funding of capital expenditure of the Company, including recoupment of expenditure already incurred.	
Debenture Trustee	SBI CAP Trustee Company Ltd Apejay House, 6 <sup>th</sup> Floor, 3, Dinshaw Wachha Road, Churchgate, Mumbai 400 020 Tel 022-4302 5555 Fax 022-2204 0465	

Details of Credit Rating obtained by BPCL along with revision:

Instruments	Rating Agency	Rating at the beginning of the year	Changes during the year	Ratings at the end of year	Ratings as on date
Non-Convertible Debenture	CRISIL	CRISIL AAA/ Watch Developing	Reaffirmed long term rating at AAA while assigning Stable outlook.	CRISIL AAA/ Stable	CRISIL AAA/ Stable
1. BPCL Debentures 2018-Series I*					
2. BPCL Debentures 2019-Series I					
3. BPCL Debentures 2020-Series I					
4. BPCL Debentures 2023-Series I					
5. BPCL Debentures 2023-Series II					
6. BPCL Debentures 2026					
7. BPCL Debentures 2026-Series I					
Non-Convertible Debenture	CARE	CARE AAA (Under credit watch with Developing Implications)	Reaffirmed long term rating at AAA while assigning Stable outlook.	CARE AAA/ Stable	CARE AAA/ Stable
1. BPCL Debentures 2018-Series I*					
2. BPCL Debentures 2019-Series I					
3. BPCL Debentures 2020-Series I					
4. BPCL Debentures 2026-Series I					



Instruments	Rating Agency	Rating at the beginning of the year	Changes during the year	Ratings at the end of year	Ratings as on date
Non-Convertible Debenture	ICRA	ICRA AAA (Under credit watch with Developing Implications)	Reaffirmed long term rating at AAA while assigning Stable outlook	ICRA AAA/ Stable	ICRA AAA/ Stable
1. BPCL Debentures 2023-Series I					
2. BPCL Debentures 2023-Series II					
3. BPCL Debentures 2026					
Bank Facilities Long Term	CRISIL	CRISIL AAA/ Watch Developing	Reaffirmed long term rating at AAA while assigning Stable outlook.	CRISIL AAA/Stable	CRISIL AAA/Stable
Bank Facilities - Short Term	CRISIL	CRISIL A1+	No change	CRISIL A1+	CRISIL A1+
Commercial Papers	CRISIL	CRISIL A1+	No change	CRISIL A1+	CRISIL A1+
Senior Unsecured Debt-Foreign Currency	Fitch	BBB- (Negative)	Changed outlook from BBB (Negative) to BBB (Stable).	BBB- (Stable)	BBB- (Stable)
Senior Unsecured Debt-Foreign Currency	Moody's	Baa3 (Negative)	Changed outlook from Baa3 (Negative) to Baa3 (Stable).	Baa3 (Stable)	Baa3 (Stable)

\*BPCL Debentures 2018-Series I has been repaid during the year and hence the rating for that debenture was withdrawn on repayment.

Listing on	The Company's shares are listed on the following Stock Exchanges:	
Stock Exchanges & Security Code	<b>Name of Stock Exchange</b>	<b>Security Code/Symbol</b>
	BSE Ltd. Phiroze Jeejeebhoy Towers, Dalal Street, Fort, Mumbai 400 001.	500547
	National Stock Exchange Ltd. Exchange Plaza, Plot No. C/1 Bandra Kurla Complex, Bandra (E), Mumbai 400 051.	BPCL
	The Listing Fees have been paid for the year 2022-23 to both the above Exchanges.	
ISIN Number	For National Securities Depository Ltd. (NSDL) & Central Depository Services India Ltd. (CDSL) for equity shares	INE029A01011
Market Price Data	High, low during each month in the last financial year	Please see Annexure I
	Performance in comparison to broad based indices i.e. BSE 100	Please see Annexure II

Registrar and Transfer Agents	<p>Shri Benjamin Rajaratnam  General Manager (Capital Issues Division),  Data Software Research Co. Pvt. Ltd.  19, Pycrofts Garden Road, Off. Haddows Road, Nungambakkam, Chennai-600 006  Ph: +91-44-2821 3738/2821 4487  Email <a href="mailto:bpcl@dsrc-cid.in">bpcl@dsrc-cid.in</a></p>		
Share Transfer System	<p>In line with the present statutory provisions, issue of duplicate shares, transmission of shares, transfer of equity shares, etc. can be effected only in dematerialized mode through the depositories. The procedure for various investor service requests are available on the website of the Company on:  <a href="https://www.bharatpetroleum.in/bharat-petroleum-for/Investors/Procedure-Related-to-Investor-Service-request.aspx">https://www.bharatpetroleum.in/bharat-petroleum-for/Investors/Procedure-Related-to-Investor-Service-request.aspx</a>  A Committee comprising of two Whole-time Directors considers the requests for transmission of shares, dematerialization of shares, etc. Requests for dematerialization of shares are processed and confirmation is given to the respective depositories viz. NSDL and CDSL within 15 days.</p>		
Distribution of shareholding as on March 31, 2023	<b>Shareholders</b>	<b>No. of shares held</b>	<b>% of holding</b>
	1) Government of India	1,14,91,83,592	52.98
	2) Government of Kerala	1,86,66,666	0.86
	3) BPCL Trust for Investments in Shares	3,29,60,307	1.52
	4) Mutual Funds/UTI	20,74,11,535	9.56
	5) Financial Institutions/Banks	1,29,791	0.01
	6) Insurance Companies	25,62,24,742	11.81
	7) Foreign Institutional Investors	27,28,01,238	12.58
	8) Bodies Corporate	1,10,27,531	0.51
	9) BPCL ESPS Trust	68,36,948	0.32
	10) Others	21,40,10,394	9.87
	<b>Total</b>	<b>2,16,92,52,744</b>	<b>100.00</b>
Dematerialization of shares and liquidity	<p>Distribution of shareholding on number of shares held by the shareholders and shareholding pattern are given in Annexure III.</p>		
	<p>Out of the shares held by the Shareholders, 99.01% are held in dematerialised form and balance in physical form as on March 31, 2023.  The Company has not issued any GDRs/ADRs/Warrants, etc</p>		

Plant Locations	Mumbai Refinery :	Bharat Petroleum Corporation Ltd., Mahul, Mumbai-400 074
	Kochi Refinery :	Bharat Petroleum Corporation Ltd., Ambalamugal, Kochi-682 302
	Bina Refinery*	Administrative Building, Refinery Complex, Post BORL Residential Complex, Bina, Sagar District-470 124, Madhya Pradesh.
	Lubricant Plants :	Wadilube LOBP, Mallet Road, Chinchbunder, Wadibunder, Mumbai-400 009
		Sewree C-Installation, Sewree Fort Road, Sewree (East), Mumbai-400 015
		LOBP Tondiarpet, Post Box No.1152, 35 Vaidyanatha Mudali Street, Tondiarpet, Chennai-600 081
LOBP Budge Budge, 2 Graham Road, P.O. Budge Budge, Dist. 24-Parganas [South], Budge Budge-700137		
	MAK Lube Plant, Hastinapur Yojna, Village-Tilla Shahbajpur, Loni, Distt, Ghaziabad-201102	
Address for Correspondence	The Secretarial Department Bharat Petroleum Corporation Ltd. Bharat Bhavan, 4&6, Currimbhoy Road Ballard Estate, Mumbai-400 001 Tel. 022 – 2271 3170 Email : <a href="mailto:ssc@bharatpetroleum.in">ssc@bharatpetroleum.in</a>	General Manager (Capital Issues Division), Data Software Research Co. Pvt. Ltd. 19, Pycrofts Garden Lane, Off. Haddows Road, Nungambakkam, Chennai-600 006 Ph: +91-44-2821 3738/2821 4487 Email : <a href="mailto:bpcl@dsrc-cid.in">bpcl@dsrc-cid.in</a>

\*vide Ministry of Corporate Affairs order dated June 22, 2022, the scheme of amalgamation of Bharat Oman Refineries Ltd. with Bharat Petroleum Corporation Ltd. was approved and the same became effective from July 1, 2022. Accordingly, Bina Refinery which was earlier under Bharat Oman Refineries Ltd. became a part of Bharat Petroleum Corporation Ltd. from the above effective date.

### Investor Service Centre

BPCL's Investors' Service Centre (ISC), by Data Software Research Co. Pvt. Ltd., our Registrar & Share Transfer Agents has been functioning at the Registered Office of the Company at the following address to cater to the needs of the Members/Investors:

Data Software Research Co. Pvt. Ltd. (DSRC)  
C/o. Bharat Petroleum Corporation Ltd.  
Bharat Bhavan No.1, First Floor,  
4 & 6 Currimbhoy Road, Ballard Estate, Mumbai-400 001  
Tel. No. 022 – 2271 3170  
Email : [z\\_dsrc@bharatpetroleum.in](mailto:z_dsrc@bharatpetroleum.in)

The various procedures relating to investor service requests can be accessed on <https://www.bharatpetroleum.in/bharat-petroleum-for/Investors/Procedure-Related-to-Investor-Service-request.aspx>

Further, BPCL has designated an exclusive e-mail ID: [ssc@bharatpetroleum.in](mailto:ssc@bharatpetroleum.in) for the purpose of communication from Members including investor complaints.



## 8) Management Discussion & Analysis Report

A detailed chapter on Management Discussion & Analysis is attached to the Directors' Report.

## 9) Other Disclosures

- a. Details of 'Related Party Disclosures' are shown in Notes forming part of Accounts. The related party transactions were recommended/approved by Audit Committee/Board. The Corporation has incurred certain expenses on behalf of subsidiaries/joint ventures as co-promoter and such expenses are recoverable subsequently from the subsidiaries/joint venture companies. There were no transactions of material nature that may have potential conflict with the interests of the Company at large.
- b. As on March 31, 2023, the Company was compliant with the listing regulations and statutory provisions in relation to capital markets. No penalties/strictures were imposed on the company by any statutory authority in this respect, during the last three years.
- c. The Company has complied with the provisions of Regulation 24 of the Listing Regulations relating to Corporate Governance requirements in respect of the subsidiaries.
- d. The Company has complied with all mandatory requirements as per Listing Regulations and DPE Guidelines on Corporate Governance within the ambit of the Company.
- e. BPCCL has implemented the Whistle Blower Policy, which provides vigil mechanism to ensure greater transparency in all aspects of the Company's functioning and it also provides employees with a framework/procedure for responsible and secure reporting of improper activities without fear of victimization and no personnel has been denied access to the Audit Committee/Board.

- f. Details of compliances with mandatory requirements and adoption of the non-mandatory requirements:

The Company has been adhering to the applicable statutory provisions of regulatory authorities including SEBI, Stock Exchanges and Depositories. There has been no instance of non-compliance of any provisions of law, guidelines from regulatory authorities and the matters related to capital markets, during the last three years, except as stated above.

In addition to compliance of mandatory requirements, the Company has fulfilled the following discretionary requirements as specified in Part E of Schedule II of Regulation 27 of the Listing Regulations:

- i. Shareholders Rights: The Company has adopted requirements with regard to sending of quarterly/half yearly financial results to the Members of the Company.
  - ii. The Company has moved towards a regime of Standalone and Consolidated Financial Statements with unmodified audit opinion.
  - iii. As on March 31, 2023, the company had not extended any loan to persons in whom the directors were interested.
- g. The web link for policy for determining 'material' subsidiaries is as follows: <https://www.bharatpetroleum.in/bharat-petroleum-for/Investors/Our-Policies.aspx>.
  - h. The web link for policy on dealing with related party transactions is as follows: <https://www.bharatpetroleum.in/bharat-petroleum-for/Investors/Our-Policies.aspx>. The policy also covers material related party transactions as required under Regulation 23 of Listing Regulations. The policy is reviewed by the Board of Directors once in three years. The policy on Related Party Transaction covers inter-alia all provisions of Regulation 24 of Listing Regulations.
  - i. The web link for policy dealing with familiarisation programmes imparted to Independent Directors is as follows: <https://www.bharatpetroleum.in/bharat-petroleum-for/Investors/Our-Policies.aspx>.



- j. BORL was incorporated in 1994 as a Joint Venture between BPCL and OQ S.A.O.C. (formerly known as Oman Oil Company S.A.O.C.).

In October 2021, Board of Directors of BORL and BPCL approved the Scheme of amalgamation of BORL with BPCL and an application was submitted to the Ministry of Corporate Affairs (MCA).

MCA vide its order dated February 14, 2022 directed BPCL to convene meetings of its equity shareholders, secured creditors and unsecured creditors and BORL to convene meetings of its secured creditors and unsecured creditors. In accordance with the order, these meetings were convened on April 21, 2022, wherein the resolutions inter-alia approving the Scheme of amalgamation were passed. Thereafter the companies filed Petition for amalgamation with the MCA.

On June 22, 2022, MCA has given final order approving the Scheme of Amalgamation of BORL with BPCL. The order has been filed with the Registrar of Companies at Gwalior and Mumbai respectively and BORL stands merged with BPCL effective 01.07.2022.

- k. BGRL, a wholly owned subsidiary of BPCL, was incorporated in June 2018 for handling Natural Gas business.

In March 2021, the Board of Directors of BPCL and BGRL approved the scheme of amalgamation of BGRL with BPCL with the view of streamlining of the corporate structure and consolidation of assets and liabilities and an application was submitted to the MCA for the purpose.

MCA vide its order dated October 27, 2021 directed BPCL to convene meetings of its equity shareholders, secured creditors and unsecured creditors. In accordance with the order, these meetings were convened on June 3, 2022, wherein the resolutions inter-alia approving the Scheme of amalgamation were passed.

Thereafter the companies filed petition for amalgamation with the MCA. On August 8, 2022, MCA has given final order approving the Scheme of Amalgamation of BGRL with BPCL. The order has been filed with the Registrar of Companies at Mumbai and BGRL stands merged with BPCL effective 16.08.2022.

- l. During the financial year, there were no funds raised by way of preferential allotment or bonds. The Company issued unsecured, non-cumulative, redeemable, non-convertible, taxable, debentures at coupon rate of 7.58%, total issue size of ₹ 935.61 Crore, on March 17, 2023 having ISIN INE029A08073 and security code: 974677.
- m. A certificate from Shri Upendra Shukla, Practising Company Secretaries, certifying that none of the Directors on the Board of the Company have been debarred or disqualified from being appointed or continuing as Directors of the companies by SEBI, Ministry of Corporate Affairs or any such statutory authority is enclosed herewith.
- n. BPCL nominates Directors for relevant training programmes/seminars conducted by reputed Institutions/SCOPE/IICA etc. Further, strategy workshops are held to deliberate strategic issues, policy decisions etc. The Report of Board of Directors to the Shareholders included the minimum information specified Part A Schedule II of the Listing Regulation read with regulation 17(7).
- o. CEO and CFO Certification: The Chairman & Managing Director and Director (Finance) have certified to the Board in accordance with Part B of Schedule II of Regulation 17(8) of the Listing Regulations.
- p. No Shares are kept under demat/unclaimed suspense account.

- q. There are no items of expenditure in the books of accounts, which are not for the purpose of Business. Further no expenses were incurred which were personal in nature and incurred for the Board of Directors and Top Management of the Company. Administrative & Office expenses and Finance expenses constitute 0.55% and 0.61% of the total expenses respectively for the Financial Year 2022-23 as against 0.51% and 0.53% in previous year. Employee Benefit expenses and Repair maintenance & Stores and Spares as a percentage of total expenses constitute 0.52% & 0.39% for the Financial Year 2022-23, as against 0.83% & 0.41% in previous year. There is an increase in Finance expenses during the year (from 0.53% to 0.61%) mainly due increase in average borrowing during this year, as compared to the previous year. Increase in the Administrative & Office expenses during the year (from 0.51% to 0.55%) mainly due to higher expenses on account of rent, utilities, insurance etc.
- r. Pursuant to the requirements of SEBI (Prohibition of Insider Trading) Regulations, 2015, the Company has in place the 'The Code for Prevention of Insider Trading in the Securities of BPCL' and 'Code of Practices and Procedures for Fair Disclosure of Unpublished Price Sensitive Information'. The Company Secretary is the Compliance Officer for the implementation of the said Codes.
- s. In line with Listing Regulations, the Company has implemented the various policies which are disclosed on website of the Company under the link: <https://www.bharatpetroleum.in/bharat-petroleum-for/Investors/Our-Policies.aspx>.
- t. Risk Management Policy

Risk Management policy of the Corporation identifies that it has direct and substantial price risk exposure to certain commodities such as Crude Oil, Petroleum Products, Freight, Precious metals, Petro-chemicals and metals and the policy provides the broad framework and governance for undertaking Risk Management activities in these commodities. The policy lays down procedures to inform members of board of directors about risk assessment and minimization procedures.

### Exposure in Commodities

Commodity Name	Exposure in INR towards the particular commodity (₹ Crore)	Exposure in Quantity terms towards the particular commodity (Qty. TMT)	% of such exposure hedged through commodity derivatives				Total
			Domestic market		International market		
			OTC	Exchange	OTC	Exchange	
Raw Material (Crude Oil)	12,120	2,613	0%	0%	0%	0%	0.00%
Finished Products	23,611	3,291	0%	0%	0%	0%	0.00%

#### Notes:-

- a. Raw Material consist of Crude Oil Closing, In transit and In process Inventory as on March 31, 2023.
- b. Finished Products majorly consist of Gasoline, Gasoil, SKO, Naphtha, ATF, FO, LNG, Lubricants and LPG Closing inventories as on March 31, 2023.
- c. The exposure value is value of closing inventory as on March 31, 2023.

- d. During FY 22-23, BPCL hedged product crack spreads (Difference between Product price and Dubai Crude Oil price) through Swaps/Options in the international Over the Counter market towards refinery margin to cover the operating expenses of refinery.
- e. BPCL is an Oil Refining and Marketing Company and pricing of major petroleum products naturally hedge Crude purchase prices to a large extent.
- u. During the year, 1 complaint of sexual harassment was received in respect of a contract worker, which has been closed. No complaint was pending at the end of the financial year.
- v. Total fees of current Statutory Auditors, M/s K.S. Aiyar & Co. and M/s Kalyaniwalla and Mistry LLP, on a consolidated basis, for FY 2022-23 in respect of all services availed from them are as follows:

<b>Particular</b>	<b>Amount in ₹</b>
Audit fees	85,00,000.00
Fees for other services – Certification	61,40,000.00
Reimbursement of expenses	11,56,968.00
<b>TOTAL</b>	<b>1,57,96,968.00</b>

- w. Particulars of senior management including the changes therein since the close of the previous financial year are mentioned under ‘Management Team’ at the beginning of the annual report.

## ANNEXURE-I

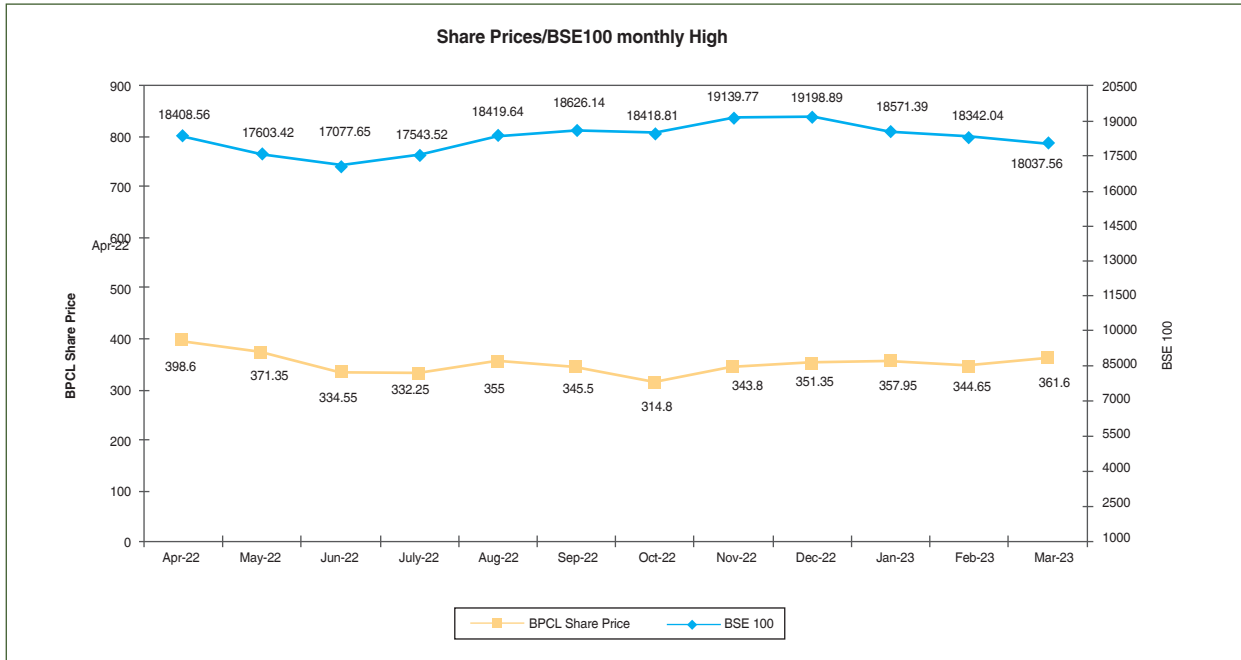
<b>BPCL MARKET PRICE DATA</b>						
<b>APRIL 2022- MARCH 2023</b>	<b>BSE</b>			<b>NSE</b>		
	<b>High</b>	<b>Low</b>	<b>Monthly Volume</b>	<b>High</b>	<b>Low</b>	<b>Monthly Volume</b>
	(₹ per share)	(₹ per share)	(No. of shares)	(₹ per share)	(₹ per share)	(No. of shares)
April	<b>398.60</b>	361.35	47,84,507	<b>398.80</b>	361.15	9,13,53,213
May	371.35	312.20	50,55,201	371.40	312.20	8,67,37,795
June	334.55	293.50	85,79,415	334.55	293.35	9,94,41,822
July	332.25	304.30	61,82,138	332.25	304.15	8,12,16,513
August	355.00	320.30	46,82,131	355.25	320.20	6,67,89,187
September	345.50	301.05	85,18,128	345.60	300.85	8,07,32,720
October	314.80	<b>288.20</b>	55,37,445	314.80	<b>288.05</b>	5,98,90,420
November	343.80	298.80	37,12,452	343.75	298.80	7,74,52,210
December	351.35	320.05	39,11,880	351.45	320.15	7,76,74,385
January	357.95	327.60	23,26,765	358.00	327.55	6,37,02,117
February	344.65	314.10	17,59,589	344.70	314.05	5,09,79,951
March	361.60	314.60	33,13,661	361.60	314.50	9,40,01,632

### MARKET CAPITALISATION/SHARES TRADED DURING APRIL 1, 2022 TO MARCH 31, 2023

	<b>BSE</b>	<b>NSE</b>
No. of Shares traded	5,83,63,312	92,99,71,965
No. of Shares	2,16,92,52,744	2,16,92,52,744
Highest Share Price (₹)	398.60	398.80
Lowest Share Price (₹)	288.20	288.05
Closing Share Price as on March 31, 2023 (₹)	344.05	344.30
Market Capitalisation as on March 31, 2023 (₹ in crore)	74,633.14	74,687.37

## ANNEXURE-II

### BPCL MARKET PRICE MOVEMENT IN COMPARISON TO BSE 100 INDICES

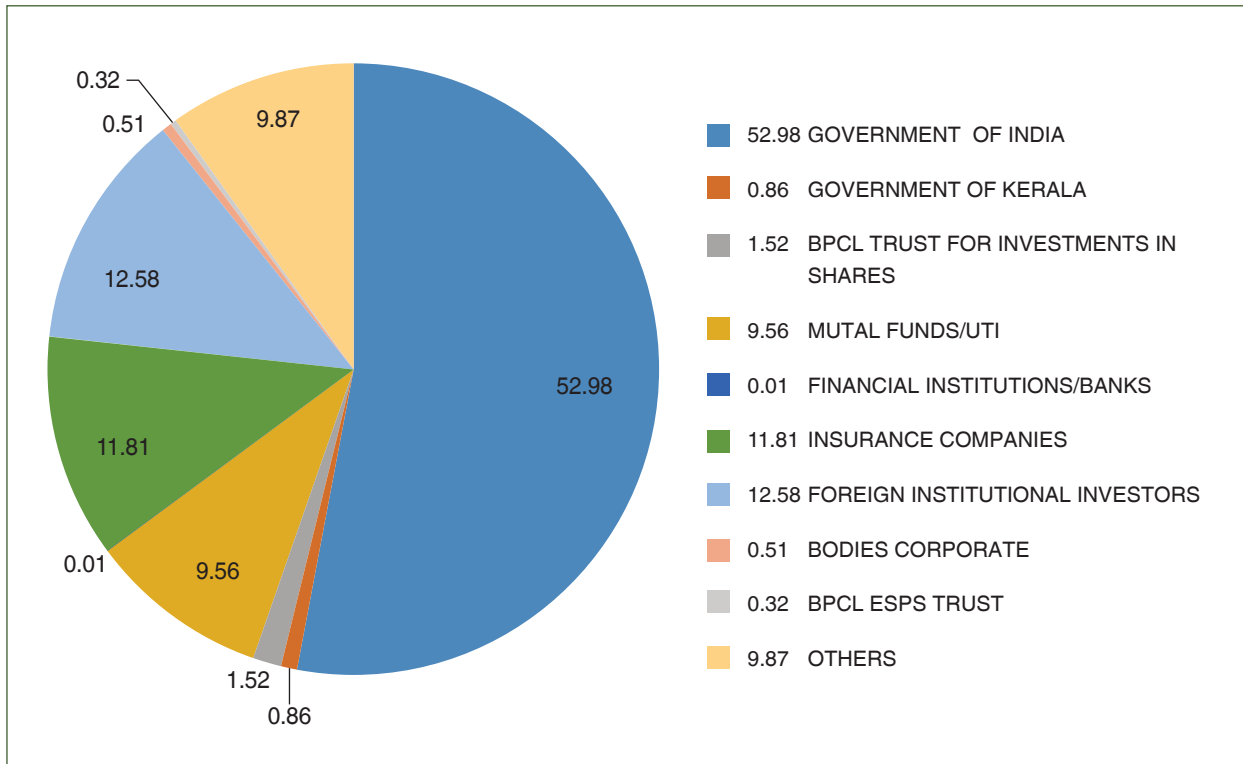


## ANNEXURE-III

### DISTRIBUTION OF SHARE HOLDING AS ON MARCH 31, 2023

NO. OF EQUITY SHARES HELD	NO. OF SHARE HOLDERS	NO. OF SHARES	% OF TOTAL
UPTO 5000	8,51,186	13,04,94,832	6.02
5001 TO 10000	5,131	3,25,12,624	1.50
10001 TO 50000	1,147	2,23,49,802	1.03
50001 TO 100000	191	1,38,13,512	0.64
100001 TO 500000	262	5,86,35,079	2.70
500001 TO 1000000	86	6,09,47,149	2.81
1000001 TO 2000000	59	8,75,89,457	4.04
2000001 TO 3000000	27	6,59,73,803	3.04
3000001 AND ABOVE	47	1,69,69,36,486	78.23
<b>Total</b>	<b>8,58,136</b>	<b>2,16,92,52,744</b>	<b>100.00</b>

### SHAREHOLDING PATTERN OF BPCL AS ON MARCH 31, 2023 (PERCENTAGE)



### CODE OF CONDUCT DECLARATION

I hereby declare that all the Board Members & Senior Management Personnel have affirmed compliance with the Code of Conduct as adopted by the Board of Directors for the year ended March 31, 2023.

Place: Mumbai  
Date : July 26, 2023

Sd/-  
**Krishnakumar Gopalan**  
Chairman & Managing Director  
Bharat Petroleum Corporation Limited

## CERTIFICATE OF NON-DISQUALIFICATION OF DIRECTORS

[pursuant to Regulation 34(3) and Schedule V Para C sub-clause (10)(i) of the SEBI (Listing Obligations and Disclosure Requirements) Regulations, 2015]

To,  
The Members of  
Bharat Petroleum Corporation Limited  
Bharat Bhavan, Ballard Estate  
Mumbai 400 001

I have examined the relevant registers, records, books, forms, returns and disclosures received from the Directors of Bharat Petroleum Corporation Limited, (CIN L23220MH1952GOI008931), having Registered Office at Bharat Bhavan, 4&6 Currimbhoy Road, Ballard Estate, Mumbai-400 001 (the Company), produced before me by the Company for the purpose of issuing this Certificate in accordance with Regulation 34(3) read with Schedule V Para-C Sub-clause 10(i) of the Securities Exchange Board of India (Listing Obligations and Disclosure Requirements) Regulations, 2015.

In my opinion and to the best of my information and according to the verification (including Director Identification Number (DIN) status at the portal [www.mca.gov.in](http://www.mca.gov.in)) as considered necessary and explanation furnished to me by the Company and its officers, I hereby certify that none of the Directors on the Board of the Company as stated below for the financial year ended on March 31, 2023 were debarred or disqualified from being appointed or continuing as Directors of companies by the Securities and Exchange Board of India and/or Ministry of Corporate Affairs:

Sr. No .	Name of the Director & DIN	DIN	Date of First Appointment in the Company
1)	Shri Krishnakumar Gopalan (Chairman & Managing Director)	09375274	17/03/2023
2)	Shri Vetsa Ramakrishna Gupta, Director (Finance)	08188547	07/09/2021
3)	Shri Pradeep Vishambhar Agrawal (Independent Director)	00048699	12/11/2021
4)	Shri Gopal Krishan Agarwal (Independent Director)	00226120	12/11/2021
5)	Shri. Bhagwati Prasad Saraswat (Independent Director)	09396479	12/11/2021
6)	Dr. (Smt.). Aiswarya Biswal (Independent Director)	09396589	12/11/2021
7)	Shri Ghanshyam Sher (Independent Director)	09396915	12/11/2021
8)	Shri Sanjay Khanna, Director (Refineries)	09485131	22/02/2022
9)	Shri Suman Billa (Government Director)	00368821	16/03/2022
10)	Shri Sukhmal Kumar Jain, Director (Marketing)	09206648	22/08/2022
11)	Smt. Kamini Chauhan Ratan (Government Director)	09831741	21/12/2022
12)	Dr. (Smt.) Sushma Sushilkumar Agarwal (Independent Director)	10065236	10/03/2023

Ensuring the eligibility for appointment/continuing as Director on the Board is the responsibility of the Management of the Company. My responsibility is to express an opinion based on verification of documents/ information available to me. This certificate is neither an assurance as to the future viability of the Company nor of the efficiency or effectiveness with which the Management has conducted the affairs of the Company.

Sd/-  
**(U.C. SHUKLA)**  
COMPANY SECRETARY  
FCS: 2727/CP: 1654

UDIN: F002727E000683761  
Peer Review Certificate No. 1882/2022  
Place: Mumbai  
Date: July 26, 2023



# COMPLIANCE CERTIFICATE IN CORPORATE GOVERNANCE UNDER SEBI (LISTING OBLIGATIONS AND DISCLOSURE REQUIREMENTS) REGULATION, 2015

The Members of  
Bharat Petroleum Corporation Ltd.

1. The Corporate Governance Report prepared by Bharat Petroleum Corporation Limited (hereinafter 'the Company'), contains the details as specified in Regulations 17 to 27, clauses (b) to (i) and (t) of sub-regulation 2 of Regulation 46 and para C, D and E of Schedule V of the Securities and Exchange Board of India (Listing Obligations and Disclosure Requirements) Regulations, 2015 as amended (the listing regulations) ('applicable criteria') for the year ended March 31, 2023 as required by the Company for annual submission to the stock exchange.

## Management's Responsibility

2. The preparation of the Corporate Governance Report is the responsibility of the management of the Company including the preparation and maintenance of all relevant supporting records and documents. This responsibility also includes the design, implementation and maintenance of internal control relevant to the preparation and presentation of the Corporate Governance Report.
3. The management alongwith the Board of Directors are also responsible for ensuring that the Company complies with the conditions of corporate governance as stipulated in the listing regulations, issued by the Securities and Exchange Board of India.

## Auditor's Responsibility

4. Pursuant to the requirements of the listing regulations, my responsibility is to provide a reasonable assurance in the form of an opinion whether, the Company has complied with the conditions of Corporate Governance as specified in the listing regulations.
5. I conducted my examination of the Corporate Governance Report in accordance with the Guidance Notes on Certification of Corporate Governance issued by the Institute of Company Secretaries of India ('ICSI').
6. The procedures selected depend on the Auditor's judgement, including the assessment of the risks associated in compliance of the Corporate Governance Report with the applicable criteria. Summary of procedures performed include:
  - i) Read and understood the information prepared by the Company and included in its Corporate Governance Report.
  - ii) Obtained and verified that the composition of the Board of Directors with respect to executive and non-executive directors has been met through-out the reporting period.
  - iii) Obtained and read the Register of Directors as on March 31, 2023 and verified that atleast one Independent Woman Director was on the Board of Directors through out the year.
  - iv) Obtained and read the minutes of the following committee meetings/ other meetings held during the period April 1, 2022 to March 31, 2023:
    - a) Board of Directors;
    - b) Audit Committee;
    - c) Annual General Meeting (AGM)
    - d) Nomination and Remuneration Committee



- e) Stakeholders' Relationship Committee
  - f) Corporate Social Responsibility Committee
  - g) Risk Management Committee.
- v) Obtained necessary declaration of Directors of the Company.
- vi) Obtained and read policy adopted by the Company for related party transactions.
- vii) Performed necessary inquiries with the management and also obtained necessary specific representation from management.

### **Opinion**

7. Based on the procedures performed by me as referred in paragraph 6 above and according to the information and explanation given to me, I am of the opinion that the Company has complied with the conditions of Corporate Governance as specified in the listing regulations as applicable for the year ended March 31, 2023 referred to paragraph 4 above.

### **Other matters and Restriction on Use**

8. This report is neither an assurance as to the future viability of the Company nor the efficiency for effectiveness with which the management has conducted the affairs of the Company.
9. This report is solely for the purpose of enabling the Company to comply with its obligations under the listing regulations with reference to compliance with relevant regulations of Corporate Governance and should not be used by any other person or for any other purpose.

Sd/-  
**(U.C. SHUKLA)**  
COMPANY SECRETARY  
FCS: 2727/CP: 1654

UDIN: F002727E000683803  
Peer Review Certificate No. 1882/2022  
Place: Mumbai  
Date: July 26, 2023

## COMPLIANCE CERTIFICATE OF CORPORATE GOVERNANCE GUIDELINES ISSUED BY DEPARTMENT OF PUBLIC SECTOR ENTERPRISES

The Members of  
Bharat Petroleum Corporation Ltd.

I have examined the compliance of the conditions of Corporate Governance by Bharat Petroleum Corporation Limited for the financial year ended March 31, 2023, as stipulated in Guidelines on Corporate Governance for Central Public Sector Enterprises, 2010, issued by the Department of Public Enterprises, Government of India.

The Compliance of conditions of Corporate Governance as stipulated in the Guidelines is the responsibility of management. My examination was limited to the procedures and implementation thereof adopted by the Company for ensuring the compliance of the conditions of the Corporate Governance. It is neither an audit nor an expression of opinion on financial statements of the Company.

In my opinion and to the best of my information and according to explanation given to me, I certify that the Company has complied with the conditions of Corporate Governance as stipulated in the Guidelines on Corporate Governance for Central Public Sector Enterprises, 2010 issued by the Department of Public Sector Enterprises.

I further state that such compliance is neither an assurance as to the further viability of the Company nor the efficiency or effectiveness with which the management has conducted the affairs of the Company.

Sd/-  
**(U.C. SHUKLA)**  
COMPANY SECRETARY  
FCS: 2727/CP: 1654

UDIN: F002727E000683891  
Peer Review Certificate No. 1882/2022  
Place: Mumbai  
Date: July 26, 2023

# BUSINESS RESPONSIBILITY AND SUSTAINABILITY REPORT

## SECTION A: GENERAL DISCLOSURES

### I. Details of the listed entity

1	Corporate Identity Number (CIN) of the Company	L23220MH1952GOI008931
2	Name of the Company	Bharat Petroleum Corporation Limited
3	Year of Incorporation	1952
4	Registered office address	Bharat Bhawan 4&6, Currimbhoy Road, Ballard Estate, Mumbai-400001
5	Corporate office address	Bharat Bhawan 4&6, Currimbhoy Road, Ballard Estate, Mumbai-400001
6	E-mail ID	<a href="mailto:ssc@bharatpetroleum.in">ssc@bharatpetroleum.in</a>
7	Telephone	(022) 22713170
8	Website	<a href="https://www.bharatpetroleum.in">https://www.bharatpetroleum.in</a>
9	Financial year for which reporting is being done	2022-23
10	Name of the Stock Exchange(s) where shares are listed	1) National Stock Exchange of India Limited (NSE) 2) BSE Limited (BSE)
11	Paid-up capital	₹ 2169.25 crore as on March 31, 2023 i.e., 2,16,92,52,744 equity shares of ₹ 10 each
12	Name and contact details of the person who may be contacted in case of any queries on the BRSR report	Name: Ms V. Kala Designation: Company Secretary Email: <a href="mailto:ssc@bharatpetroleum.in">ssc@bharatpetroleum.in</a> Telephone: 022-24173170
13	Reporting Boundary	BPCL Standalone Basis (i.e., excluding JVs and Subsidiaries)

### II. Products/Services

#### 14. Details of business activities (accounting for 90% of the turnover):

S. No	Description of main activity	Description of business activity	% of turnover
1.	Manufacturing	Coke and refined petroleum products	100

#### 15. Products/Services sold by the entity

S. No	Product/Service	NIC Code	% of total turnover contributed
1	HSD	466/473	46.66
2	MS	466/473	19.58
3	LPG	466/473	16.16
4	ATF	466	3.55
5	NAPHTHA	466	1.68
6	REGASSIFIED LNG	466/473	1.70
7	FO	466	2.14
8	BITUMEN	466	1.74
9	LUBES & GREASES	466/473	0.74

### III. Operations

#### 16. Number of locations where plants and/or operations/offices of the entity are situated

Location	Number of plants
National	a. Refineries: 3 (Mumbai, Bina, and Kochi) b. Retail (Installations/Depots/TOPs): 83 c. LPG Bottling Plants: 54* (including one in Mumbai Refinery) d. Lube Blending Plants: 5 e. Aviation: Locations/Fueling Stations/on-wheels: 65 f. Cross country Pipelines: 3,536 km (consisting of 22 nos. Pipeline Locations) g. Head Office: 1 h. Regional Offices: 4
International	NA

Note: This year Bina Refinery was acquired in July 2022 and is included in the report. All relevant details related to Bina Refinery for the previous year have been updated.

#### 17. Markets served by the entity

##### a. Number of locations

Locations	Number
National (No. of states)	28
International (No. of countries)	7

##### b. What is the contribution of exports as a percentage of the total turnover of the entity?

Contribution of exports as a percentage of the total turnover of Lubes: 1.44%, (export sales – 53 crore, total sales – 3,682 crore)

##### c. A brief on types of customers

Bharat Petroleum Corporation Limited (BPCL) caters to both retail and bulk customers. The retail outlets (ROs) and LPG distributorships are the major touch points which facilitate BPCL to meet the daily needs of fuels and other services for its retail customers. Whereas, the energy needs of bulk customers are met by direct supplies to their plants and locations, which include the Defense Forces, Indian Railways, State Govt. entities, State Transport Undertakings, power producers, mining customers, automotive industry, etc.

### IV. Employees

#### 18. Details as on March 31, 2023

##### a. Employees and workers (including differently abled)

S. No.	Particulars	Total (A)	Male		Female	
			No. (B)	% (B/A)	No. (C)	% (C/A)
<b>EMPLOYEES</b>						
1	<b>Permanent Management (D)</b>	5,583	5,105	91.43	478	8.56
2	<b>Permanent Non-Management (E)</b>	3,130	2,969	94.85	161	5.14
3	<b>Total employees (D+E)</b>	<b>8,713</b>	<b>8,074</b>	<b>92.66</b>	<b>639</b>	<b>7.33</b>



## Number of Contract Workers

The total number of Contract Labourers engaged in BPCL are 24,314#

(Approximately 90% Contract Labourers in Non-Project and 10% in Project contracts)

#Contract Labourers are engaged by contractors for non-core jobs of sporadic and peripheral nature as per “Contract for Services”. The number is dynamic and changes depending on projects/works being undertaken. No casual labourer is currently engaged in BPCL.

### b. Differently abled employees and workers

S. No.	Particulars	Total (A)	Male		Female	
			No. (B)	% (B/A)	No. (C)	% (C/A)
<b>DIFFERENTLY ABLED EMPLOYEES</b>						
1	Permanent Management (D)	107	96	89.71	11	10.28
2	Permanent Non-Management (E)	67	63	94.02	4	5.97
3	<b>Total Employees (D+E)</b>	<b>174</b>	<b>159</b>	<b>91.37</b>	<b>15</b>	<b>8.62</b>

## 19. Participation/inclusion/representation of women

	Total (A)	No. and percentage of females	
		No. (B)	% (B/A)
Board of Directors	13	3	23 %
Key Management Personnel	5	1	20 %

## 20. Turnover rate for permanent employees and workers

	FY 2022-23			FY 2021-22			FY 2020-21		
	Male	Female	Total	Male	Female	Total	Male	Female	Total
Management	6.3%	10.6%	6.7%	6.5%	10.3%	6.9%	9.8%	11.1%	9.9%
Non-Management	7.1%	8.3%	7.2%	8.5%	12.9%	8.7%	27.5%	78.2%	31.1%

Turnover Rate is number of people separated during the year/Average strength during the year

(Average Strength = Strength at the start of the year + Strength at the end of the year/2)

## V. Holding, subsidiary and associate companies (including joint ventures)

### 21 a. Subsidiary/Step Down Subsidiary Companies:

S. No.	Name of Holding/Subsidiary/Associate/Joint Venture (A)	Indicate whether Holding/Subsidiary/Associate/Joint Venture	% of shares held by listed entity	Does the entity indicated in column A, participate in the Business Responsibility initiatives of listed entity? (Yes/No)
1	Bharat PetroResources Limited	Subsidiary	100%	No
2	Bharat PetroResources JPDA Limited	Subsidiary	*100%	No
3	BPCL-KIAL Fuel Farm Pvt. Ltd.	Subsidiary	**74%	No
4	BPRL International BV	Subsidiary	*100%	No
5	BPRL International Singapore Pte. Ltd.,	Subsidiary	*100%	No
6	BPRL International Ventures BV	Subsidiary	*100%	No
7	BPRL Ventures BV	Subsidiary	*100%	No
8	BPRL Ventures Indonesia BV	Subsidiary	*100%	No
9	BPRL Ventures Mozambique BV	Subsidiary	*100%	No

S. No.	Name of Holding/Subsidiary/Associate/Joint Venture (A)	Indicate whether Holding/Subsidiary/Associate/Joint Venture	% of shares held by listed entity	Does the entity indicated in column A, participate in the Business Responsibility initiatives of listed entity? (Yes/No)
10	Bharat Renewable Energy Ltd	Associate	33.33%	No
11	Bharat Stars Services Pvt. Ltd	Associate	50%	No
12	Central U.P. Gas Ltd.	Associate	25%	No
13	Delhi Aviation Fuel Facility Pvt. Ltd. Aviation fueling Station	Associate	37%	No
14	FINO Pay Tech Ltd.	Associate	<sup>^</sup> 21.10%	No
15	Goa Natural Gas Pvt. Ltd.	Associate	50%	No
16	GSPL India Gasnet Ltd.	Associate	11%	No
17	GSPL India Transco Ltd.	Associate	11%	No
18	Haridwar Natural Gas Pvt. Ltd.	Associate	50%	No
19	IHB Pvt. Ltd.	Associate	25%	No
20	Indraprastha Gas Ltd.	Associate	22.5%	No
21	Kannur International Airport Ltd.	Associate	16.20%	No
22	Kochi Salem Pipeline Private Ltd.	Associate	50%	No
23	Maharashtra Natural Gas Ltd.	Associate	22.5%	No
24	Matrix Bharat Pte Ltd.	Associate	50%	No
25	Mumbai Aviation Fuel Farm Facility Pvt. Ltd.	Associate	25%	No
26	Petronet CI Ltd.,	Associate	11%	No
27	Petronet India Ltd.	Associate	16%	No
28	Petronet LNG Ltd.	Associate	12.5%	No
29	Ratnagiri Refinery and Petrochemicals Ltd.,	Associate	25%	No
30	Sabarmati Gas Ltd.	Associate	49.94%	No
31	Ujjwala Plus Foundation,	Associate	N A (Section 8 Co. Limited by guarantee. Guaranteed obligation of BPCL is ₹ 5 lakh i.e. 25% of total guaranteed obligation)	No

\* Shares are held by Subsidiary

\*\* BPCL-KIAL Fuel Farm Private Limited is treated as Joint venture for consolidation of accounts as per IndAS.

^ Shareholding on fully diluted basis

## VI. CSR Details

21. b. (i) Whether CSR is applicable as per Section 135 of Companies Act, 2013: Yes

(ii) Turnover Gross in ₹ (including Subsidiaries) : ₹ 5,32,104.86 crore

(iii) Net worth in ₹ : ₹ 50,112.59 crore

## VII. Transparency and Disclosures Compliances

### 22. Complaints/grievances on any of the principles (Principles 1 to 9) under the National Guidelines on Responsible Business Conduct (NGRBC)

Complaints/Grievances on any of the principles (Principles 1 to 9) under the National Guidelines on Responsible Business Conduct							
Stakeholder group from whom complaint is received	Grievance Redressal Mechanism in Place (Yes/No)	FY 2022-23			FY 2021-22		
		Number of complaints filed during the year	Number of complaints pending resolution at close of the year	Remarks	Number of complaints filed during the year	Number of complaints pending resolution at close of the year	Remarks
<b>Communities</b>	Yes	4,071	79	Average disposal time is 12 days as against the requirement of 15 days.	4,727	163	-
<b>Investors (other than shareholders)</b>	Yes	0	0	-	0	0	-
<b>Shareholders</b>	Yes	52	0	-	74	0	-
<b>Vigilance</b>	Yes	29	34	-	60	48	-
<b>Employees and workers</b>	Yes	10	1	Grievances are recorded through Igloo platform over the Company's intranet	25	0	
<b>Customers</b>	Yes	4,55,565	939	BPCL's Customer Care System (CCS) is enabling customers to provide their feedback, complaints, or suggestions for the last 13 years. During FY 2022-23, a total of 4,55,565 customer complaints were received and out of these 4,54,626 were resolved with closure time of one day which is equal to 99.8%. The balance complaints were redressed and closed satisfactorily within 3 days of registration.	4,52,206	2,500	Nil
<b>IEM (Independent External Monitors)</b>	Yes	9	1		7	0	



**Notes:**

1. The Company has a well-defined vigilance framework which provides a platform to employees, Directors, vendors, suppliers, and other stakeholders to lodge their grievances/complaints.
2. Shareholders of the Company can send their grievances to the Company Secretary. The Company has created a designated email-ID [ssc@bharatpetroleum.in](mailto:ssc@bharatpetroleum.in) exclusively for investors to raise their grievances.
3. BPCL has in place a robust and easily accessible Customer Care System (CCS), enabling customers to provide their feedback, complaints, or suggestions.
4. BPCL addresses the complaints lodged by citizen on Centralized Public Grievance Redress and Monitoring System (CPGRAMS) portal within the stipulated time.

**23. Overview of the entity's material responsible business conduct issues**

Please indicate material responsible business conduct and sustainability issues pertaining to environmental and social matters that present a risk or an opportunity to your business, rationale for identifying the same, and approach to adapt or mitigate the risk, as per the following format:

S. No.	Material issue identified	Indicate whether risk or opportunity (R/O)	Rationale for identifying the risk/opportunity	In case of risk, approach to adapt or mitigate
1	Asset Integrity and Process Safety	Risk	Infrastructure Risk	Process Safety Management System implemented in refineries
2	Availability of Raw Material	Risk	Loss of Profitability and/or Market Share	Planning for inventory holding optimization has been carried out by BPCL well in advance.
3	Data Integrity and cyber security	Risk	Cyberattack can damage the IT system	Chief Information Security Officer is appointed, and measures taken to create firewalls for cyber security
4	Human Resources	Risk	HSSE Risks, Talent Management, Human and Labour Rights	Implemented Corporate Safety Management System. Developing capabilities in individuals at the early stages of their careers, providing adequate exposure and thus creating a sustainable leadership pipeline
5	Compliance and Governance	Risk	Strategic risk related to Good Governance	BPCL Board has constituted various committees to make informed decision in the best interest of the Company. Various committees exist with different roles under the provisions of Department of Public Enterprises (DPE) Guidelines/Companies Act. The Board Committees are chaired by Independent Directors. The Economic, Environmental and Social aspects of BPCL's operations are monitored by Sustainable Development Committee and respective Board committees.



S. No.	Material issue identified	Indicate whether risk or opportunity (R/O)	Rationale for identifying the risk/opportunity	In case of risk, approach to adapt or mitigate
6	Economic Performance	Risk	Market Risk, Credit Risk, Liquidity Risk, Higher Crude Oil Prices, Performance of Subsidiaries and JVs, Geopolitical Conflicts	It is managed by the Company through effective fund management. Optimization of inventory holding is carried out by BPCL well in advance and JVs are managed through regular assessment.
7	Marketing	Risk	Competition and customer complaints	Product stewardship and customer satisfaction
8	Legal and Regulatory Compliance	Risk	Being a responsible Corporate	BPCL has a well-defined internal control system in place to ensure that all applicable laws and regulations are followed.
9	Climate Change	Risk	Depletion of natural resources and global warming	Efficient water management, managing and minimizing environmental impact, energy conservation and transition, improvement in biodiversity.
10	Security	Risk	Product/location security	Various measures taken and implemented, including Threat Vulnerability Risk Assessment (TVRA) system for security enhancement.

## SECTION B: MANAGEMENT AND PROCESS DISCLOSURE

This section is aimed at helping businesses demonstrate the structures, policies and processes put in place towards adopting the NGRBC Principles and Core Elements.

**The National Guidelines for Responsible Business Conduct (NGRBC) as prescribed by the Ministry of Corporate Affairs advocates nine principles referred as P1-P9 as given below:**

<b>P1</b>	Businesses should conduct and govern themselves with integrity in a manner that is ethical, transparent, and accountable
<b>P2</b>	Businesses should provide goods and services in a manner that is sustainable and safe
<b>P3</b>	Businesses should respect and promote the well-being of all employees, including those in their value chains
<b>P4</b>	Businesses should respect the interests of and be responsive towards all its stakeholders
<b>P5</b>	Businesses should respect and promote human rights
<b>P6</b>	Businesses should respect, protect and make efforts to restore the environment
<b>P7</b>	Businesses when engaging in influencing public and regulatory policy, should do so in a manner that is responsible and transparent
<b>P8</b>	Businesses should promote inclusive growth and equitable development
<b>P9</b>	Businesses should engage with and provide value to their consumers in a responsible manner

I. POLICY AND MANAGEMENT PROCESSES										
S.No.	Disclosure Questions	P1	P2	P3	P4	P5	P6	P7	P8	P9
a)	i) Whether your entity's policy/policies cover each principle and its core elements of the NGRBCs. (Yes/No)	Yes	Yes	Yes	Yes	Yes	Yes	Yes	Yes	Yes
	ii) Has the policy been approved by the Board? (Yes/No)	Yes. The policies are approved by the Board/Competent Authorities as per the approved Delegation of Authority.								
	iii) Web Link of the Policies, if available	• Web Links Given below								
b)	Whether the entity has translated the policy into procedures (Yes/No)	Yes	Yes	Yes	Yes	Yes	Yes	Yes	Yes	Yes
c)	Do the enlisted policies extend to your value chain partners? (Yes/No)	Yes	Yes	Yes	Yes	Yes	Yes	Yes	Yes	Yes
d)	Name of the national and international codes/certifications/labels/standards (e.g., Forest Stewardship Council, Fairtrade, Rainforest Alliance, Trustee) standards (e.g., SA 8000, OHSAS, ISO, BIS) adopted by your entity and mapped to each principle.	BPCL has framed various policies that conform to different applicable statutes/guidelines/rules/policies etc., issued by the Government of India from time to time. Industry practices, national/international standards are kept in view while formulating the policies. Standards such as ISO 9001/14001/45001/50001, 8001/2701/14064, BIS, OISD etc, as applicable, are widely adopted across the company.								
e)	Specific commitments, goals and targets set by the entity with defined timelines, if any.	BPCL has set various commitments, goals and targets pertaining to the NGRBC principles. The company has aligned efforts to various national targets/schemes in the areas of energy, community development and environment sustainability. BPCL remains steadfast in its commitment to contribute towards achieving the goals set under SDG, Net Zero commitments under Paris Agreement, UNGC, etc. Further details on the Company's goals and performance against these principles can be read in BPCL Sustainability Report.								
f)	Performance of the entity against the specific commitments, goals, and targets along with reasons in case the same are not met.									

**\*Web Links**

Principle 1:	<a href="https://www.bharatpetroleum.in/images/files/CodeOfConduct_BPCL.pdf">https://www.bharatpetroleum.in/images/files/CodeOfConduct_BPCL.pdf</a>
Principle 2:	<a href="https://www.bharatpetroleum.in/Sustainability/Health-Safety-Security-and-Environment/Policies.aspx">https://www.bharatpetroleum.in/Sustainability/Health-Safety-Security-and-Environment/Policies.aspx</a>
Principle 3:	Company's Internal web (Intralink)
Principle 4:	<a href="https://www.bharatpetroleum.in/Sustainability/Health-Safety-Security-and-Environment/Policies.aspx">https://www.bharatpetroleum.in/Sustainability/Health-Safety-Security-and-Environment/Policies.aspx</a>
Principle 5:	Company's Internal web (Intralink)
Principle 6:	<a href="https://www.bharatpetroleum.in/Sustainability/Health-Safety-Security-and-Environment/Policies.aspx">https://www.bharatpetroleum.in/Sustainability/Health-Safety-Security-and-Environment/Policies.aspx</a>
Principle 7:	<a href="https://www.bharatpetroleum.in/Sustainability/Health-Safety-Security-and-Environment/Policies.aspx">https://www.bharatpetroleum.in/Sustainability/Health-Safety-Security-and-Environment/Policies.aspx</a>
Principle 8:	<a href="https://www.bharatpetroleum.com/Social-Responsibility/Corporate-Social-Responsibility/Vision-and-Policy.aspx">https://www.bharatpetroleum.com/Social-Responsibility/Corporate-Social-Responsibility/Vision-and-Policy.aspx</a>
Principle 9:	<a href="http://www.bharatpetroleum.com/PDF/Citizen_Charter.pdf">http://www.bharatpetroleum.com/PDF/Citizen_Charter.pdf</a>

## GOVERNANCE, LEADERSHIP AND OVERSIGHT

### 1. Statement by Director responsible for the business responsibility report, highlighting ESG related challenges, targets, and achievements (listed entity has flexibility regarding the placement of this disclosure)

Bharat Petroleum Corporation Limited has stood true to these insightful words in the past financial year with superb performance and lifting market share to the highest level. I am delighted to present to you the first edition of Bharat Petroleum's Business Responsibility and Sustainability Report (previously known as the Business Responsibility Report). The report has been prepared as per the formats provided by the Securities and Exchanges Board of India (SEBI).

Today, corporations across the globe are being assessed on their ESG performance. As a public sector undertaking tasked with providing energy security to the citizens of the country, BPCL has always adhered to the principles of responsible business in conducting its operations. BPCL is one of the early adopters of ESG reporting in India. The Company first published its Sustainability Report way back in the year 2006. Over the years, the Company has been improving its disclosures, in line with the GRI standards.

It has been our topmost priority to uphold the principles of Corporate Governance to ensure transparency, integrity, and accountability in our functioning. We have in place strong frameworks that maintain high standards of ethical and responsible conduct of business. BPCL rigorously follows best HR practices. The Company encourages inclusive growth by providing employment and training opportunities to weaker sections of the society. Safety and well-being of our employees and contractual workers have always been a priority area of work. Safety continues to be the baseline of all our actions. We need to strengthen our culture of safety by being both proactive and prepared in the work environment as well as off work.

BPCL is a responsible global citizen. As the flagship oil company of the country, BPCL has ensured that critical energy needs are met across the length and

breadth of the country even during natural disasters or periods of national emergency. The Company is the leading implementing agency for many community development schemes of the Government of India such as the Pradhan Mantri Ujjwala Yojana (PMUY), providing free LPG connections to BPL women, etc. BPCL R&D has pioneered several indigenous technologies in process/product improvements, in the spirit of Aatmanirbhar Bharat. Our procurement policies are aligned to support and promote MSMEs and start-ups. BPCL is also the leading company in implementing the SATAT scheme of the Ministry of Petroleum & Natural Gas, promoting indigenously produced Compressed Biogas (CBG). Through this scheme, BPCL is also helping in creating rural employment opportunities and nurturing entrepreneurship. Beyond this, BPCL has a dedicated CSR programme which undertakes various community development initiatives across the country.

Through its efforts in emission mitigation, water and energy conservation, waste reduction, improvement in energy efficiency, BPCL has been proactively working towards reducing its operational impact on the environment. At the same time, the Company is also focusing towards greening its product mix through investments in renewable energy, biofuels, hydrogen, cleaner petroleum products and encouraging circular economy. In our supply chain, BPCL is encouraging digital connect to make supply chain more efficient and reduce emissions.

Last year we have achieved a total sale of 48.92 MMT which is highest ever in BPCL. We have also achieved No. 1 position in market share growth across the industry in all products combined i.e., 25.07%. Our refineries have ably supported and processed 38.41 MMT crude (capacity utilization of 108.8%) against the MOU target of 37.25 MMT. We have commissioned 986 new fuel stations, 482 CNG stations, 680 EV fast charging stations along 80 + highway corridors and added 37 LPG distributorships spread across the country. We have commissioned 4 AdBlue (Diesel Exhaust Fluid) plants there by reducing our Carbon Footprint and recycled 3172 MT of waste plastic under Extended Producer Responsibility. After the latest CGD bid round, BPCL has 25 Geographical Areas (GAs) on

standalone basis and along with our JV companies, we have enviable portfolio of GAs which covers 19% of India's population.

We are now amid a transition phase to a low-carbon energy system and must do so profitably while considering our net zero ambition of being there by 2040. Our forays into new energies such as renewables, electric mobility, biofuels and electrolyser present the agile face of BPCL, keeping us relevant in the mind space of the new-age Indian consumer who is increasingly driven for choice through socially relevant corporate values such as ESG. Therefore, we need to ensure that all new projects we take up are done with a low carbon footprint in mind. This will help us getting future ready for our net zero ambitions.

To further add the nations' objective of boosting green fuel and self-reliance, BPCL has achieved 10.59% of ethanol blending and are now selling CBG at 41 outlets. A 20 MW green hydrogen project at Bina and the expansion of Solar and Wind portfolio is aggressively underway. We have benchmarked BPCL sustainability initiatives on various national and international platforms like the Dow Jones Sustainability Index (DJSI), the Carbon Disclosure Project (CDP), etc. BPCL has maintained No. 1 rank in Indian oil and gas sector for its sustainability performance in the 2022 edition of the S&P DJSI rankings for the third consecutive year. We are the 8<sup>th</sup> best company all over the world out of 29 companies assessed in oil and gas sector with respect to sustainability.

BPCL has also benchmarked its performance on Carbon Disclosure Project (CDP) platform for Sustainability and Climate Change and maintained its rating at "Management Level" consistently for third year in a row in 2021-22, which is the best amongst Indian oil and gas companies and is on par with international peers.

The Business Responsibility & Sustainability Report (BRSR) presents a snapshot of BPCL's ESG journey and performance during the last financial year. While we have attempted to provide a response

to all Essential and Leadership indicators, BPCL continues to improve upon its systems and matrices further so that disclosures can become better in future. Various sections of the report can be cross-referenced with our other annual public disclosures, i.e., the Sustainability Report and Annual Report, for more details.

Looking ahead, BPCL has geared up to meet the challenges of climate change, environmental degradation, and environmental sustainability, thereby making strategic shift towards meeting the aspirations set by UN Sustainable Development Goals and Net Zero transition. BPCL is fulfilling stakeholder's expectations of value creation and growth, optimizing resources to mitigate environmental impacts by incorporating environmental and social considerations in business decisions, building reputation as a responsible corporate citizen, conducting business with ethics and transparency, and follow responsible business practices harnessing technological/social innovations.

## **2. Details of the highest authority responsible for implementation and oversight of the Business Responsibility & Sustainability (BRSR) Policy**

The Board, Sustainable Development Committee, Chairman, Functional Directors, and Chief General Manager (HSSE) Corp. are responsible for the implementation and oversight on the principles as identified in NGRBC in line with importance and existing policies.

## **3. Does the entity have a specified committee of the board/director responsible for decision making on sustainability related issues? (Yes/No). If yes, provide details**

BPCL has a Sustainable Development Committee for periodic review, discussions and guidance on various Sustainable Development initiatives and measures for implementation of Business Responsibility policies. It reviews sustainability initiatives every six months and provides directions for further improvement.

**4. Details of Review of the National Guidelines on Responsible Business Conduct (NGRBC) by the company:**

Subject for Review	Indicate whether review was undertaken by Director/Committee of the Board/ Any other Committee									Frequency: Annually (A)/Half yearly (H)/ Quarterly (Q)/Any other – please specify								
	P1	P2	P3	P4	P5	P6	P7	P8	P9	P1	P2	P3	P4	P5	P6	P7	P8	P9
<b>Performance against above policies and follow-up action</b>	Y	Y	Y	Y	Y	Y	Y	Y	Y	BPCL has a Sustainable Development Committee which reviews policies of NGRBC and sustainability initiatives every six months and provides necessary directions for further improvement.								
Compliance with statutory requirements of relevance to the principles, and rectification of any non-compliances	BPCL has a well-defined internal control system in place to ensure that all applicable laws and regulations are followed.									On regular basis								

**5. Has the entity carried out independent assessment/evaluation of the working of its policies by an external agency? (Yes/No). If yes, provide name of the agency.**

P1	P2	P3	P4	P5	P6	P7	P8	P9
No								

**6. If answer to question (1) above is “No”, i.e., not all Principles are covered by a policy, reasons to be stated:**

Not applicable

**SECTION C: PRINCIPLE-WISE PERFORMANCE DISCLOSURE**

This section is aims at helping entities demonstrate their performance in integrating the Principles and Core Elements with key processes and decisions. The information sought is categorized as “Essential” and “Leadership”. While the essential indicators are expected to be disclosed by every entity that is mandated to file this report, the leadership indicators may be voluntarily disclosed by entities which aspire to progress to a higher level in their quest to be socially, environmentally and ethically responsible.

**PRINCIPLE 1**

**Businesses should conduct and govern themselves with integrity, and in a manner that is Ethical, Transparent and Accountable.**

## Essential Indicators

### 1. Percentage coverage by training and awareness programmes on any of the principles during the financial year:

Segment	Total number of training and awareness programmes held	Topics/principles covered under the training and its impact	Percentage of persons in respective category covered by the awareness programmes
Board of Directors (BoDs)	2	Master class on 'Building Better Boards' and India Energy Week – where leaders from the integrated energy value chain, finance, government, think tanks and academia discussed and addressed the challenges and opportunities presented by a responsible energy transition that balances, security, affordability, and sustainability.	100
Key Managerial Personnel (KMPs)	2		100

- Percentage determined based on the number of directors/KMPs nominated for the programme.
- In addition to the above, KMPs attend various programmes in line with the requirements of their role, organised by various authorities individually.

### 2. Details of fines/penalties/punishment/award/compounding fees/settlement amount paid in proceedings (by the entity or by directors/KMPs) with regulators/law enforcement agencies/judicial institutions, in the financial year, in the following format (Note: the entity shall make disclosures on the basis of materiality as specified in Regulation 30 of SEBI (Listing Obligations and Disclosure Obligations) Regulations, 2015 and as disclosed on the entity's website):

Monetary					
	NGRBC Principle	Name of regulatory/enforcement agencies/judicial institutions	Amount (in ₹)	Brief of Case	Has an appeal been preferred (Yes/No)
Penalty	NIL	-	-	-	-
Fine	NIL	-	-	-	-
Compounding Fee	NIL	-	-	-	-

Non-Monetary				
	NGRBC Principle	Name of regulatory/enforcement agencies/judicial institutions	Brief of Case	Has an appeal been preferred (Yes/No)
Imprisonment	NIL	-	-	-
Punishment	NIL	-	-	-

'Nil' fines/penalties/punishment/award/compounding fees/settlement amount paid by entity or directors/KMPs to SEBI or under Companies Act 2013.

### 3. Of the instances disclosed in Question-2 above, details of the Appeal/ Revision preferred in cases

Case Details	Name of regulatory/enforcements agencies/judicial institutions
NA	NA



**4. Does the entity have an anti-corruption or anti-bribery policy? If yes, provide details in brief and if available, provide a web-link to the policy.**

Yes, the Company has formulated Code of Conduct for Directors and Senior Management Personnel that covers issues related to ethics, prevention of corruption and bribery. Further, Whistle-blower policy framed by the Company enable reporting of improper activities which ensures greater transparency. These policies cover all stakeholders of the Company.

The web link for Code of Conduct and Whistle blower policy are given below

[https://www.bharatpetroleum.in/images/files/Whistle%20Blower%20Policy%20\(updated%202023\).pdf](https://www.bharatpetroleum.in/images/files/Whistle%20Blower%20Policy%20(updated%202023).pdf)

[https://bharatpetroleum.com/images/files/CodeOfConduct\\_BPCL.pdf](https://bharatpetroleum.com/images/files/CodeOfConduct_BPCL.pdf)

**5. Number of Directors/KMPs/employees/workers against whom disciplinary action was taken by any law enforcement agency for the charges of bribery/corruption**

	2022-23	2021-22
Directors	NIL	NIL
KMPs	NIL	NIL
Employees	NIL	NIL
Workers	NIL	NIL

**6. Details of complaints with regard to conflict of interest**

	2022-23		2021-22	
	Number	Remarks	Number	Remarks
Number of complaints received w.r.t. issues of conflict of interests of Directors	NIL	NIL	NIL	NIL
Number of complaints received w.r.t. issues of conflict of interest of KMPs	NIL	NIL	NIL	NIL

**7. Provide details of any corrective action taken or underway on issues related to fines/penalties/action taken by regulators/law enforcement agencies/judicial institutions, on cases of corruption and conflicts of interest.**

Not Applicable

**Leadership Indicators**

**1. Awareness programmes conducted for value chain partners on any of the Principles during the Financial Year.**

Number of training programmes held	Training Area	Value Chain Partners covered	Principles Coverage	%/Nos. of persons in respective category covered by the programmes
22	Conducted Safety Campaign on SOPs, use of firefighting equipment and fire extinguishers, etc.	Compressor operators, dealers, DSMs, drivers, supervisors and helpers at CNG stations.	3, 6, 9	7,500 customers covered



Number of training programmes held	Training Area	Value Chain Partners covered	Principles Coverage	%/Nos. of persons in respective category covered by the programmes
1	Safety precautions and Dos & Don'ts in Operation and Maintenance of Type-IV cascade.	Officers of Northern region covering 5 Geographical Areas and HQ.	3, 6, 9	100%
1	Safety precautions and Dos & Don'ts in Operation and Maintenance of Dispensers.	Officers from all Geographical Areas and HQ.	3, 6, 9	100%
34	Catch Them Young (CTY) program was conducted for Educating Young India about Natural Gas	School students	8	5000 students covered
1	Safety Awareness including traffic safety	Petcoke, Sulphur and LPG drivers		55 Nos
1	Road safety awareness training	White Oil, Sulphur, and LPG drivers		93 Nos
1	Defensive Driving Awareness	Internal drivers within refinery		54 Nos
2178	Standard Operating Procedures (SOPs), Safety Training/LPG Delivery staff of Distributors	LPG delivery staff of distributors		75.6 %
10	Awareness Program on Sustainability and Net Zero	Management and Non-Management Staff	2, 6	100 %

**2. Does the entity have processes in place to avoid/manage conflicts of interest involving members of the Board? (Yes/No) If yes, provide details of the same.**

Yes. To avoid/manage conflicts of interest, the Company has formed a 'Code of Conduct for Board members and Senior Management Personnel' wherein a mandatory declaration is obtained from the Directors confirming that they shall not get involved in a situation in which they may have a direct or indirect interest that conflicts with the interest of the Company. Further, the Code also stipulates that the director shall not be involved in taking any decision on a subject matter in which conflict of personal interest arises or which in their opinion is likely to arise. In addition, as per the requirements of the Companies Act, 2013, the disclosure of interest is required to be given by the Directors in prescribed Form MBP-1 which is submitted at a Board Meeting and taken on record. Further, any transaction in which a director is interested is brought to the attention of the Board and the interested Director (if any) does not participate in that discussion.

## PRINCIPLE 2

**Businesses should provide goods and services in a manner that is sustainable and safe**

### Essential Indicators

- Percentage of R&D and capital expenditure (capex) investments in specific technologies to improve the environmental and social impacts of product and processes to total R&D and capex investments made by the entity, respectively.**

	FY 2022-23	FY 2021-22	Details of improvements in environmental and social impact
R&D (in Crore)*	71.68	90.10	Expenditure in new and energy efficient refinery processes, new formulation development, Green Hydrogen implementation, reduce CO <sub>2</sub> emissions, emerging technologies in energy transition, etc.
Capex (in Crore)	12,120	11,860	Improving equipment efficiency, augmenting facilities and supply chain, implementation of renewable energy projects, Petrochemical projects, Biofuel projects (to maintain strategic fuel supply and deliver energy products to all corners of the country).

(\*Includes Salaries and Depreciation, unaudited figures)

- Does the entity have procedures in place for sustainable sourcing? (Yes/No). If yes, what percentage of inputs was sourced sustainably?**

- BPCL Mumbai Refinery (MR) is enhancing products' transfer through pipelines which is most sustainable method of transport and assist in reduction of operational (Scope 3) GHG emissions. More than 90% products are transferred through pipeline.
- JD-5 facility at Marine Oil Terminal helped Mumbai Refinery to port very large crude carriers (VLCC) for crude transportation. This facility also helped Mumbai Refinery to reduce operational risks.
- Close to 50% of Mumbai Refinery's raw water consumption is met through usage of sewage treated water received from M/s RCF, Recycling of ETP water and Rainwater Harvesting (RWH).
- In 2022-23, total flare gas recovered at Mumbai Refinery was 1,872 MT, at Kochi Refinery (KR), it was 3,179 MT and at Bina Refinery, it was 2,278 MT, which was subsequently treated and recycled as fuel gas in process furnaces, leading to reduction of Scope 1 emissions.
- BPCL is operating large cross country pipelines network with total pipelines length of about 3,537 km. Cumulative throughput of petroleum products in this financial year was 26.9 MMT

against target of 26.4 MMT, which is 102% of the target. All Pipelines (Product and Crude) achieved highest-ever cumulative throughput of 26.9 MMTPA, which is 12.2% higher than achieved in FY 2021-22.

- BPCL has diversified its Global Crude Oil supply from various sources and efforts are made for optimization of the crude basket and minimization of inventories at the same time ensuring uninterrupted supplies of transportation of crude oil to refineries.
- Research & Development played a vital role in business growth and sustainability. BPCL R&D is actively pursuing research in the niche areas of Petrochemicals, Biofuels, Alternate Energy, Green Hydrogen and Carbon Dioxide mitigation along with the conventional oil refining and related processes. R&D centres of BPCL continued the trend of developing energy efficient technologies, novel products, cleaner fuels and providing valuable technical support to Business Units.
- Working towards circular economy and sustainability, R&D has developed anti-wear hydraulic oil, engine oil for two-wheelers and passenger cars, formulated with re-refined base stock to conserve petroleum resources.
- BPCL provides purchase preference to local suppliers, MSEs, Startups in accordance with

Government and the Company's policies. During the year 2022-23, BPCL's total procurement value of goods and services, excluding works contracts, where MSEs could have participated was ₹8,736.65 crore whereas the actual procurement value from MSEs was ₹3,203.02 crore, i.e., an achievement of 36.66%, which exceeds the target of 25%.

**3. Describe the processes in place to safely reclaim your products for reusing, recycling, and disposing at the end of life, for (a) Plastics (including packaging) (b) E-waste (c) Hazardous waste and (d) other waste.**

BPCL is in the business of providing oil and gas related products. While most of the product streams do not have any residual waste remains, except lubricants. However, BPCL CRDC Noida continued the trend of developing efficient technologies, novel products, cleaner fuels and valuable technical support to Business Units to reduce wastes.

**(a) Plastic:**

In view of addressing the issue of mixed plastic waste, R&D researched on utilisation of such plastic waste in environmentally friendly and sustainable manner by using the same in road making at refinery, plants and retail outlets, etc. It is now proposed to undertake the evaluation through certified body so the accreditation can be obtained for commercial applications. This will also help in achieving "Net Zero" goals thereby addressing the vexing issue of plastic waste and fulfilling the targets of "Swachh Bharat Mission".

As per the provision of Plastic Waste Management Rules, Extended Producers Responsibility (EPR) for management of plastic waste packaging is entrusted with the producer, importers and brand owners who introduce the products in the market. In the year 2022-23, BPCL Lube has collected 3,172 MT waste plastic from market and reprocessed it through the Central Pollution Control Board (CPCB) approved party under EPR regulation as brand owner which has used this processed plastic in making various plastic items used in day-to-day applications.

**(b) E-waste:**

Approximately 3.63 MT of electronic waste is disposed of by authorized recyclers as per the

E-waste guidelines in FY 2022-23. E-waste returns are filed every year to State Pollution Control Board (SPCB) as per requirements.

**(c) Hazardous Waste:**

**Spent Catalyst:** Spent catalyst bearing precious metals from refineries are sent to authorized recyclers for recovery of precious metals, co-processing in cement plants and manufacturers of refractories, ceramics etc, or incineration.

**Slop Oil:** Oily sludge recovered from storage tank and Effluent Treatment Plant (ETP) facilities in refineries is subjected to treatment processes where oil is recovered and further blended suitably with finished product.

**Oily Sludge:** Generation of crude oil tank bottom sludge is reduced by regularly running tank stirrers. The sludge which is not in use is either bio-remediated or incinerated through approved recyclers.

**(d) Others Waste:**

**Kitchen waste:** Solid waste generated in refinery townships and canteens is treated in waste management plants to convert it into Biogas and manure whereas in marketing this organic waste is disposed by composting through various methods.

**Biomedical waste:** Bio-medical waste generation, treatment and disposal is guided by Biomedical Waste Management Rules, 2016.

**Batteries:** Batteries are disposed-off through registered recycler of the waste through buy back policy.

**Other Non-hazardous wastes:** These are disposed of following the process of reduce, reuse, and recycle.

**4. Whether Extended Producer Responsibility (EPR) is applicable to the entity's activities (Yes/No). If yes, whether the waste collection plan is in line with the Extended Producer Responsibility (EPR) plan submitted to Pollution Control Boards? If not, provide steps taken to address the same.**

As per the provision of Plastic Waste Management Rules, Extended Producers Responsibility (EPR) for management of plastic waste packaging is entrusted with the Producer, Importers & Brand Owners who introduce the products in the market. As BPCL is in the business of Lube manufacturing, packaging, and

selling of lubricants under the brand name of “MAK” in Indian market, as a brand owner.

Extended Producer Responsibility (EPR) has been made applicable to BPCL lubricants for plastic waste recycling, vide policy notified on February 16, 2022 for plastic packaging undertaken for lubricants. The waste collection plan is aligned to EPR plan submitted with the Pollution Control Board. In the year 2022-23, BPCL Lubes business unit collected 3,172 MT waste plastic from market and reprocessed it through CPCB-approved party, which has used this processed plastic in making various plastic items used in day-to-day applications.

### Leadership Indicators

#### 1. Has product related Life Cycle Perspective/ Assessments (LCA) been conducted?

Yes, BPCL has carried out a Pilot Life Cycle Assessment (LCA) Study from cradle to grave at wadilube Installation, which is responsible for blending of lubricants. The project was assigned to the National Institute of Industrial Engineering (NITIE), which is one of leading research institutes in Mumbai. They used Gabi software and helped in identifying possible hotspots for improvement and alternatives that could reduce energy consumption, biodiversity and environmental impacts.

#### 2. If there are any significant social or environmental concerns and/or risks arising from production or disposal of your products/services, as identified in the Life Cycle Perspective/Assessments (LCA) or through any other means, briefly describe the same along with action taken to mitigate the same.

- BPCL has been consistently exploring means to reduce intake of virgin materials through recycling of waste generated from its operations. As a responsible Company and having its obligation towards prevention of soil contamination, BPCL disposes of its waste in a responsible manner as per Central Pollution Control Board (CPCB) guideline and other statutory requirements.
- BPCL is focused on increasing the share of product/crude transportation through pipelines, therefore expanding its cross-country pipeline network. Cross-country pipelines are also globally recognized as the safest, cost-effective, energy-efficient, and environment-friendly mode for transportation of petroleum products. Currently, BPCL is operating

large cross country Pipelines network with total Pipelines length of approximately 3,537 km. Cumulative throughput of petroleum products in this financial year was 26.9 MMT against target of 26.4 MMT which is 102% of the target. All Pipelines (Product and Crude) achieved highest ever cumulative throughput of 26.9 MMTPA which is 12.2% higher than achieved in the year 2021-22.

- BPCL MR has taken initiative to use enzyme-based additive which can bio-remediate water mixed oily sludge very fast. During the year, 561 m<sup>3</sup> of oily sludge was treated and oil content was reduced below 0.5% wt in MR whereas 25 m<sup>3</sup> of hazardous waste was disposed off through bioremediation in KR.
- Sludge processed was 8,165 m<sup>3</sup> in KR and 5,785 m<sup>3</sup> in MR and the oil recovered was 7,394 m<sup>3</sup> during the year 2022-23.
- A total of 6,796 and 3,277 m<sup>3</sup> oily sludge were re-processed in Delayed Coker Unit by KR and Bina Refinery (BR), respectively, in the year 2022-23.
- Mumbai refinery had set up Sewage Treatment Plant (STP) in the year 2019 in collaboration with Rastriya Chemicals & Fertilizers (RCF), with a capacity of 22.5 MLD of municipal sewage that would produce 15 MLD of treated water (where BPCL share was 6 MLD & RCF share was 9 MLD). BPCL MR has reduced its dependency on municipal freshwater supply by using 2,228 TKL of STP water received from RCF during the year 2022-23.
- The total amount of 46,76,403 (KL) treated water was recycled back to process requirement through Reverse Osmosis De-Mineralized Process (RODM), thereby reducing equivalent amount of fresh make up raw water.
- KR was able to dispose of 25 (MT) of spent charcoal as product through pet coke, which would otherwise get disposed of through secured land filling.
- Flare Gas Recovery System (FGRS) at Mumbai refinery for emission reduction and energy conservation is in operation. Flare Recovery facility recovers the flare gases and puts them back into the Fuel Gas System, thus reducing precious hydrocarbon loss and minimizing fuel consumption and emissions. In 2022-23 total flare gas recovered was 1,872 MT which was subsequently treated and again used as fuel gas in process furnaces whereas flare gas recovery from KR was 3,179 MT and from BR it was 2,278 MT.

- As part of control measures regarding air pollution, BPCL refineries adopted various methods like electrostatic precipitators (ESP), scrubbers and other pollution control equipment.
- BPCL CRDC also contributed significantly by implementing a technology developed to utilise the plastic waste in road construction. Till date, about 250 metric tons of plastic waste has been utilized in waste plastic stretches prepared across India.
- Certification of 'Zero Waste to Land Fill (ZWL)' has been obtained by MR and all Retail, LPG, and Lubricant marketing locations. The certification is BPCL's commitment of disposal of waste in a responsible manner without spoiling soil due to its operations. The target is set to get certification for other refineries and marketing locations by 2023-24.
- Mumbai refinery has started sale of Used Cooking Oil (UCO) to Food Safety and Standards Authority of India (FSSAI) approved Used Cooking Oil Aggregator (UCOA) for biodiesel production since December 2021. Green certificates have been issued by UCOA to BPCL MR towards reduction in equivalent greenhouse gases. Around 2.242 MT of UCO sold in the year 2022-23, resulted in revenue generation of ₹0.57 lakh.
- BPCL HSSE team has been undertaking training sessions on capacity building program on disposal of hazardous waste/Zero Waste to Land-fill certifications/Water balance study/sustainable development/GHG inventory/carbon sequestration across all business units.

**The Life Cycle Assessment of Wadilube Lubricants plant identified the proportion of environmental impacts as under:**

Cradle to Gate (Base Oil): 81.97%, Gate to Gate (Wadilube): 16.04%, Gate to Grave (Wadilube to End User): 1.99%.

**The end point indicators display the following:**

Total resource depletion is found to be: 0.41 USD, Human Health with Disability Adjusted Life Years (DALY):  $2.71 \times 10^{-6}$  and biodiversity loss:  $5.73 \times 10^{-9}$  species lost per year.

To reduce the environmental impacts, Wadilube Lubricants Plant can enhance efficient use of electricity, periodic maintenance, upscale in renewable energy, and alternative low-emission fuels/technologies for which actions are already under progress.

**3. Percentage of recycled or reused input material to total material (by value) used in production**

Data not maintained at present and would be provided in subsequent years.

**4. Of products and packaging reclaimed at end-of-life of products, amount (in metric tonnes) reused, recycled, and safely disposed**

Type of Waste	FY 2022-23			FY 2021-22		
	Re-Used	Re-cycled	Safely Disposed (Metric Tonnes)	Re-Used	Re-cycled	Safely Disposed (Metric Tonnes)
Plastics (including packaging)	-	-	3,172	-	-	Nil
E-waste	-	-	3.63	-	-	2.57
Hazardous waste	-	-	28,842	-	-	19,387
Other waste (Non-Hazardous)	-	-	11,719	-	-	11,297

Data not maintained with respect to reused and recycled and would be provided in subsequent years.

**5. Reclaimed products and their packaging materials (as % of products sold) for each product category.**

The Company has disposed of about 3,172 MT of packing material under EPR, which is more than 60% packaging material used by us. Besides, data is not maintained with respect to reclamation of lubricants and shall be provided in subsequent years.

### PRINCIPLE 3

Businesses should respect and promote the well-being of all employees, including those in their value chains

#### Essential Indicators

#### 1. Employee Benefit and Well-Being

##### a. Details of measures for the well-being of employees:

Category	Total (A)	% of employees covered by									
		Health insurance		Accident insurance		Maternity benefits		Paternity benefits		Day care facilities	
		No. (B)	% (B/A)	No. (C)	% (C/A)	No. (D)	% (D/A)	No. (E)	% (E/A)	No. (F)	% (F/A)
<b>Management Staff</b>											
Male	5,105	5,105	100%	5,105	100%	NA	NA	5,105	100%	5,105	100%
Female	478	478	100%	478	100%	478	100%	NA	NA	478	100%
<b>Total</b>	<b>5,583</b>	<b>5,583</b>	<b>100%</b>	<b>5,583</b>	<b>100%</b>	<b>478</b>	<b>100%</b>	<b>5,105</b>	<b>100%</b>	<b>5,583</b>	<b>100%</b>
<b>Non-Management Staff</b>											
Male	2,969	2,969	100%	2,969	100%	NA	NA	2,969	100%	2,969	100%
Female	161	161	100%	161	100%	161	100%	NA	NA	161	100%
<b>Total</b>	<b>3,130</b>	<b>3,130</b>	<b>100%</b>	<b>3,130</b>	<b>100%</b>	<b>161</b>	<b>100%</b>	<b>2,969</b>	<b>100%</b>	<b>3,130</b>	<b>100%</b>

\*The medical reimbursements to our employees are governed by the applicable Medical Schemes. The existing Schemes cover reimbursement towards hospitalization, domiciliary (non-hospitalization) and certain critical ailments under Ex-gratia Medical Assistance Scheme (EGMAS).

##### a. Details of measures for the well-being of workers:

As a law-abiding global corporate citizen, BPCL ensures that the contractors fully comply with their obligations under various statutes, including Minimum Wages Act, Payment of Wages Act, Employee Provident Funds Act, Employee State Insurance Act, Contract Labour (Regulation & Abolition) Act, etc., as applicable. Provisions of welfare amenities, including clean drinking water, clean toilet facilities, rest rooms, etc., are extended to all contract labour working in the premises of BPCL. Annual/half yearly onsite health check-up camps are conducted for all contract labour. They are also provided training on first-aid on a continuous basis. Additionally, several awareness programs such as Health Talks, Swachhta Pakhwada, etc. are conducted on a regular basis to educate the contract labour on various social as well as personal development aspects.

#### 2. Details of retirement benefits for the current and previous financial year

	FY 2022-23			FY 2021-22		
	No. of employees covered (as a % of total employees)	No. of workers covered (as a % of total workers)	Deducted & deposited with the authority (Yes/No/N.A.)	No. of employees covered (as a % of total employees)	No. of workers covered (as a % of total workers)	Deducted and deposited with the authority (Yes/No/N.A.)
PF	100%	100%	YES	100%	100%	YES
Gratuity	100%	100%	YES	100%	100%	YES
ESI	NA	NA	NA	NA	NA	NA

#### 3. Are the premises/offices of the entity accessible to differently abled employees and workers

Yes

**4. Does the entity have an equal opportunity policy as per the Rights of Persons with Disabilities Act, 2016? If so, provide a web-link to the policy.**

Yes, we have equal opportunity policy as per the Rights of Persons with Disabilities Act, 2016 and the same is displayed on the internal website of the organization.

**5. Return to work and retention rates of permanent employees that took parental leave.**

Gender	Permanent employees		Permanent Workers	
	Return to work rate	Retention rate	Return to work rate	Retention rate
Male	Not Applicable	Not Applicable	BPCL has contracted a third-party vendor for sourcing workers. Data systems are currently being developed to capture this data	
Female	90.91 %	81.81 %		

Number of female staff who returned to work after Maternity Leave (ML) = 10

Number of female staff who resigned during Maternity Leave (ML) = 1

Number of female staff who resigned after resuming work = 1

**Return to work = 10/11**

**Retention = 9/11**

**6. Is there a mechanism available to receive and redress grievances for the following categories of employees and workers? If yes, give details of the mechanism in brief.**

	Yes/No (If Yes, then give details of the mechanism in brief)
Management Staff	<p>Yes, the Company has always believed in open and transparent communication. Employees are encouraged to share their concerns with their Line Managers, HODs, HR, ESE Department, or the members of the Senior Leadership Team. The Company has always followed an open-door policy, wherein any employee irrespective of the hierarchy have access to the Leadership Team.</p> <p>Employee Satisfaction Enhancement (ESE) department is a unique and innovative initiative taken by the Company in our endeavour to make BPCL 'A Great Place to Work'. One of ESE's primary focus area is to reach out to maximum number of employees in a proactive manner, to listen to them, to understand their issues and concerns and aim to resolve them. All issues/ grievances brought to the notice of ESE are dealt with utmost confidentiality.</p> <p>ESE aims for:</p> <ul style="list-style-type: none"> <li>• Redressal of genuine grievances of all employees</li> <li>• Give feedback for improvement in systems, policy and procedures based on interactions with employees.</li> </ul> <p>If an employee has a grievance, he/she</p> <ul style="list-style-type: none"> <li>❖ Can approach the Line Manager/Embedded HR or directly approach ESE</li> <li>❖ One can approach ESE either face to face/telephonically/via a letter or e-mail</li> </ul> <p>Unresolved issues are escalated for resolution with concerned SBU/Entity Head.</p>
Non-Management Staff	
<b>Permanent Workers</b>	
<b>Other than Permanent Workers</b>	



	<b>Yes/No (If Yes, then give details of the mechanism in brief)</b>
	<p>The employee is informed/counselled prior to closing the case. The entire process flow and FAQs on approaching ESE is published on Intranet of the Company for information of all employees.</p> <p>In addition, new employees are sensitized on Code of Conduct, Discipline and Appeal Rules (CDA Rules)/Standing Orders applicable to the staff, during the employee induction programme.</p> <p>The Company on a regular basis sensitizes its employees on the Prevention of Sexual Harassment (POSH) at the workplace through workshops and awareness programmes. A workshop on POSH is mandatory.</p> <p><b>This is mainly for permanent employees and workers</b></p> <p>In addition, the Company has a public grievance system/grievance redressal system for the general public.</p>

**7. Membership of employees in association(s) or unions recognised by the listed entity:**

- There are 20 registered Trade Unions in BPCL across Regions and Refineries. Approximately, 96% of our non-management employees are represented through these Trade Unions in the year 2022-23.
- There were 19 registered Trade Unions across Regions and Refineries operating in BPCL. Approximately, 96% of our non-management employees were represented through these Trade Unions in FY 2021-22.

**8. Details of performance and career development reviews of employees and workers**

Performance and Career Development Reviews for FY 2021-22 were carried out for all Management and Non-Management staff (100%) in the year 2022-23.

**Note: BPCL has contracted third-party vendors for sourcing workers.**

**9. Details of training given to employees and workers:**

<b>Management</b>						
<b>Gender</b>	<b>Average Strength</b>	<b>Total Training Hours on health &amp; safety/ wellness measures and Skill upgradation</b>	<b>Training Hours per employee</b>	<b>Average Strength</b>	<b>Total Training Hours on health &amp; safety/ wellness measures and skill upgradation</b>	<b>Training Hours per employee</b>
	<b>FY 2022-23 (A)</b>	<b>FY 2022-23 (B)</b>	<b>FY 2022-23 (B/A)</b>	<b>FY 2021-22 (A)</b>	<b>FY 2021-22 (B)</b>	<b>FY 2021-22 (B/A)</b>
Male	4,852	1,22,890	25.32	4,733	1,24,185	26.23
Female	480	12,329	25.68	505	12,697	25.14
Total	5,332	1,35,219	25.35	5,238	1,36,883	26.13
<b>Non-Management</b>						
<b>Gender</b>	<b>Average Strength</b>	<b>Total Training Hours on health &amp; safety/ wellness measures and Skill upgradation</b>	<b>Training Hours per employee</b>	<b>Average Strength</b>	<b>Total Training Hours on health &amp; safety/ wellness measures and Skill upgradation</b>	<b>Training Hours per employee</b>
	<b>FY 2022-23 (A)</b>	<b>FY 2022-23 (B)</b>	<b>FY 2022-23 (B/A)</b>	<b>FY 2021-22 (A)</b>	<b>FY 2021-22 (B)</b>	<b>FY 2021-22 (B/A)</b>
Male	3,130	36,178.0	11.56	3,478	15,150	4.35
Female	168	5,321.5	31.67	186	563	3.02
Total	3,298	41,499.5	12.58	3,663	15,712	4.28



Overall						
Gender	Average Strength	Total Training Hours on health & safety/ wellness measures and Skill upgradation	Training Hours per employee	Average Strength	Total Training Hours on health & safety/ wellness measures and Skill upgradation	Training Hours per employee
	FY 2022-23 (A)	FY 2022-23 (B)	FY 2022-23 (B/A)	FY 2021-22 (A)	FY 2021-22 (B)	FY 2021-22 (B/A)
Male	7,982	1,59,067.6	19.93	8,211	1,39,335	16.97
Female	648	17,650.8	27.24	691	13,260	19.19
Total	8,630	1,76,718.4	20.48	8,901	1,52,595	17.14

**Contract Labour:** All our contract labours across various locations and refineries, are mandatorily trained to a comprehensive training program including session on ‘Safety within the workplace’ prior to providing them access to the plant/location premises.

## 10. Health & Safety Management System

### a. Whether an occupational health and safety management system has been implemented by the entity? (Yes/No). If yes, the coverage of such system?

Yes. BPCL has implemented a comprehensive Health, Safety, and Environment Policy that emphasizes the use of appropriate technology to reduce the environmental impact of our operations. BPCL refineries have been certified for ISO 9001, ISO 14001, and ISO 45001 i.e., Quality, Environment, Occupational Health & Safety and 50001 for Energy Management system. As part of these ISO certifications, Risks & Opportunities are identified with mitigation strategy and a detailed Hazard Identification and Risk Assessment (HIRA), and aspect impact (AI) has been prepared and documented for all functions. BPCL HSSE policies provide the direction required to maintain and sustain a productive and safe workplace. To maintain high safety standards, every location has a HSSE (Health, Safety, Security, and Environment) role holder. The primary responsibility of HSSE officer is to ensure adherence to the HSSE Policy. Safety protocols and SOPs are available to limit the incidents, mishaps, injury, exposure to hazards to BPCL personnel, contractual workers, customers, tank lorry drivers, and communities within which the BPCL operates. The Corporate Safety

Management System (CSMS) and 12 Life Saving Rules (LSR) across organisation (Refinery and Marketing business units) are adhered by BPCL to achieve standardisation and enhance safety culture across the organization.

### b. What are the processes used by BPCL to identify work-related hazards and assess risks on routine/non-routine basis?

BPCL has developed Corporate Safety Management System (CSMS) which outlines a structured approach necessary for all operations to manage health and safety risks at “As Low as Reasonably Practicable Level (ALARP)” level and drive improvement in a consistent and systematic manner across the Company. It prescribes minimum safety management system compliance requirements and is applicable to all our operations, assets, facilities, employees, contractors, and important stakeholders. A portal has been developed for capturing incident reporting, leading, and lagging indicators, etc., which are very critical to learn and disseminate the learnings to take necessary corrective/preventive actions. The internal and external incidents reported in the system are investigated, analysed and thoroughly reviewed.

Hazard Identification & Risk Analysis (HIRA) study was conducted at all operating locations across the organisation in addition to Threat Vulnerability & Risk Assessment and Security Audits. At BPCL, Risks and Opportunities are identified with mitigation strategy and a detailed HIRA and Aspect Impact (AI) has been prepared and documented for all refinery and marketing locations. In addition, Quantitative Risk Analysis (QRA) and Hazard & Operability study (HAZOP) are also conducted in line with the

requirements of Oil Industry Safety Directorate (OISD) and Petroleum and Natural Gas Regulatory Board (PNGRB) guidelines. Such assessments are carried out for all new facilities and repeated after every five years.

BPCL has established Process Safety Events identification and Measurement System in accordance with American Petroleum Institute (API) Recommended Practice (RP) 754 Standard. BPCL ensures that process safety events are monitored, recorded, analysed and the learning is shared across the locations. BPCL Refineries have implemented Process Safety Management (PSM) principles with the goal of creating safe workplaces and preventing loss of containment that can cause disasters.

BPCL has established Leading and Lagging Indicators which help in monitoring safety performance. Leading Indicators are a form of proactive monitoring focused on risk control processes and its elements to determine their continued effectiveness. It can be considered as measures of process monitoring to deliver the desired safety outcome. Whereas Lagging Indicators are a form of reactive monitoring. These incidents may or may not result in major damage or injury or loss of containment. They can be considered as measures of outcome monitoring.

BPCL undertakes regular safety audits to identify hazardous and unsafe acts, ensure compliance with standard operating procedures, and assess the performance of the company's safety measures. External Safety Audits (ESA) are undertaken by the OISD, PNGRB, and the Petroleum & Explosives Safety Organisation (PESO) in addition to internal safety audits by multidisciplinary teams. Internal and external audit suggestions are strictly followed up and Surprise Dip Stick Audit (SDSA) mechanism was further strengthened to ensure the compliance towards 12 Life Saving Rules (LSR) at locations.

The Company focuses on formulation, review and enforcement of SOPs, safety in operations, statutory compliance, emergency preparedness, awareness creation and progress review on policy compliance. BPCL top management periodically reviews progress on compliance of various statutory audits and time bound action plans for redressal of safety observations.

**c. Whether you have processes for workers to report the work-related hazards and to remove themselves from such risks. (Y/N)**

Yes. BPCL encourages its workforce to report hazards, unsafe situations and near misses. The incidents reported in the portal system are thoroughly investigated, Root Cause Analysis is undertaken and circulated online to all stakeholders to upsurge collaborative learning for safer operations and greater adoption of best practices. Awareness campaigns are organised to emphasise the value of reporting near misses to employees and contract labour.

Safety Committee meetings and Monthly Safety Theme events provides crucial forums for raising awareness of safety issues, sending out messages, and improving safety practises. These committees are structured with equal representation from workmen and management as per statutory requirements in which workers are given a platform to participate in resolving any safety issues/audit recommendation.

All functional heads, supervisors, workers, and contractual employees are encouraged to use safe practices in their daily routine as well as in operational planning and development activities. Workforce is urged to report issues and make suggestions for the Management of Change system. Safety protocols and SOPs are available to limit the incidents, mishaps, injury, exposure to hazards to BPCL personnel, contractual workers, customers, tank lorry drivers, and communities within which the BPCL operates.

**d. Do the employees/worker of the entity have access to non-occupational medical and healthcare services? (Yes/No)**

The primary focus of BPCL on Occupation Health and Safety (OHS) refers to all aspects of health and safety in the workplace with particular focus on preventing accidents and hazards. The Company's commitment to health and safety is also extended to its customers and the communities close to its operations. As per the Factories Act, BPCL conducts annual medical check-ups twice in a year for all its employees and contract labourers working in operating locations and refineries. BPCL also carries out following activities towards health and safety:

1. First-aid kit is maintained at all operating locations.
2. 20% of the employees are given first-aid training and refresher course.
3. Occupational Health and Safety (OHS) centre is maintained at all operating locations which can be accessed by employees/ workers working in the location.

## 11. Details of safety-related incidents

Safety Incidents/ Number		2022-23		2021-22	
		In Transit accidents	In side plant accidents	In Transit accidents	In side plant accidents
Loss Time Injury Frequency Rate (LTIFR)* LTIFR = (No. of Lost Time Injuries X 10,00,000)/ Man hours worked	Employees	0	0	0	0
(Per one million person-hours worked)	Workers	0	0.055	0	0.010
No. of Incidents		Nil	Nil	Nil	Nil
		133	144	99	154
Total recordable work-related injuries	Employees	Nil	Nil	Nil	Nil
	Workers	56	13	36	05
No. of fatalities	Employees	Nil	Nil	Nil	Nil
	Workers	51	04	34	01
High consequence work-related injury or ill-health (excluding fatalities)	Employees	Nil	Nil	Nil	Nil
	Workers	Nil	Nil	Nil	Nil

## 12. Describe the measures taken by the entity to ensure a safe and healthy workplace.

A safe workplace is ensured with the help of various elements of Safety Management System which are Operation and Maintenance Procedure, Work Permit

System, Personnel Safety using PPEs, Trainings, Risk Analysis and Management, Process Safety Management, Management of Change, Safety Audit, Employee Participation in building Safety Culture, Incident Investigation and Analysis, Emergency Planning and Response, and Safety in Facility Design/ Construction. To ensure a healthy workplace, the following measures are taken:

- Safety aspect is considered during the design stage wherein EIA, QRA, RRA, HAZOP are carried out. Safety Integrity Level (SIL) 3 is considered in the design of process parameters.
- API, OISD standards and other international Standards are followed with respect to safe layout, robust design, etc.
- Asset integrity is maintained by following the latest applicable standards/guidelines of OISD, ASTM, API, etc.
- The firefighting facilities conform to OISD and National Fire Protection Association (NFPA) Standards.
- The earthing systems are installed as per IS 3043.
- Integrated Management System is implemented comprising of ISO 9001, ISO 14001, and 45001.
- Work Permit System which includes Job Safety Analysis, working at height, Incident Reporting System, Safety Meetings at various levels.
- Capability building comprises imparting training at entry level, refresher training and workshops.
- ERDMP has been prepared, approved as per PNGRB guidelines by accredited agency. Regular mock drills are conducted to assess the readiness. Mutual Aid is involved in quarterly mock drills.
- Regular Safety Audits (Internal and External) are conducted to assess the compliance level and the recommendations of audit are reported to the Board every quarter.
- Off-the-job safety is also practiced for the welfare of the employees and their families.



### 13. Number of complaints on working conditions and health and safety made by employees and workers

Category	2022-23			2021-22		
	Filed during the year	Pending resolution at the end of the year	Remarks	Filed during the year	Pending resolution at the end of the year	Remarks
Working conditions	0	0	Nil	0	0	NIL
Health and safety	0	0	Nil	0	0	NIL

### 14. Assessments for the year

	% of your plants and offices that were assessed (by entity or statutory authorities or third parties)
Health and safety practices	100%
Working conditions	100%

### 15. Provide details of any corrective action taken or underway to address safety-related incidents (if any) and on significant risks/concerns arising from assessments of health and safety practices and working conditions.

All BPCL locations are complying statutory requirements of Petroleum & Explosive Storage Organization (PESO), Directorate of Industrial Safety and Health, Pollution Control Board, PNGRB Guidelines, BIS, API standards and other governing rules. BPCL has a well-defined and documented Standard Operating Procedures (SOP's), Operation manuals and certified ERDMP document (in line with PNGRB Guidelines) at all locations.

All safety-related incidents regardless of their severity to the employees, contractor's employees, visitors, and public shall get reported through BPCL online Incident Reporting System promptly and all are duly investigated by expert team members nominated at various levels based on the criteria defined as Major, Minor or Serious. All such incidents are investigated in accordance with the applicable statutory regulations and guidelines for identification of potential gaps and compliance to the recommendations for systemic improvement with the objective of learning and to avoid recurrence of the same accidents. Corrective or preventative actions are suggested/recommended for elimination of the causes of potential incidents and BPCL ensures that the suggested actions are

appropriate to the magnitude of problems and commensurate with the risks encountered.

BPCL also ensures that the learnings are disseminated to all associated stakeholders to address all safety-related incident concerns and implement corrective and preventive actions which are being tracked and reviewed periodically for compliance in time-based manner. Effectiveness of corrective actions deployment being checked during safety audits. Significant risks/concerns arising from assessment of Health and Safety Practices are addressed through elimination of manual job by use of technology/digitization, safety capacity building workshops, monitoring, and supervision, etc.

### Leadership Indicators

#### 1. Does the entity extend any life insurance or any compensatory package in the event of death of (A) Employees (Y/N) (B) Workers (Y/N)?

<b>Employees</b>	Yes. The Company has internal schemes covering both accidental and non-accidental deaths. The compensation payable is determined as per the provisions of the scheme.
<b>Workers</b>	Yes. The Company has internal schemes for permanent workmen covering both accidental and non-accidental deaths. The compensation payable is determined as per the provisions of the scheme. Indirect workmen are either covered under ESIC or Employees Compensation Act, as applicable to them.

#### 2. Provide the measures undertaken by the entity to ensure that statutory dues have been deducted and deposited by the value chain partners

The contractor is responsible for timely payment of wages to all contract labour. It's an established practice that before processing the Contractor's monthly bills, the contractor needs to submit the Wage register copy, PF/ESI challans for the concerned month as proof of payment of wages and remittances of the PF/ESI dues for its contract labours.

Further, to ensure timely and accurate payment of wages, the wage disbursement is done through

electronic means/NEFT transfer directly into the bank accounts of the contract labour. The terms of the contract/agreement with the contractor also includes specific clauses that requires the contractor to ensure payment of wages through electronic means/NEFT transfer to ensure 100% compliance of the same. The disbursement of wages is authenticated/checked and verified by the authorised representative of the principal employer.

**3. Provide the number of employees/workers having suffered high consequence work-related injury/ill-health/fatalities, who have been rehabilitated and placed in suitable employment or whose family members have been placed in suitable employment:**

Category	Total number of affected employees/workers		No. of employees/workers that are rehabilitated and placed in suitable employment or whose family members have been placed in suitable employment	
	2022-23	2021-22	2022-23	2021-22
Employees	Nil	Nil	NA	NA
Workers	Nil	Nil	NA	NA

**4. Does the entity provide transition assistance programs to facilitate continued employability and the management of career endings resulting from retirement or termination of employment?**

Yes. BPCL cares for its retired employees. The existing portal for ex-staff was comprehensively revamped and made more user friendly with a host of new features like self-update of contact details etc. and also made available on the mobile application.

**5. Details on assessment of value chain partners: % of value chain partners (by value of business done with such partners) that were assessed**

	% of value chain partners (by value of business done with such partners) that were assessed
Health & Safety Practices 100% (Dealers, distributors & transporters)	100 %
Working Conditions 100% (Dealers, distributors & transporters)	100 %

**6. Provide details of any corrective actions taken or underway to address significant risks/concerns arising from assessments of health and safety practices and working conditions of value chain partners.**

Value Chain Partner	Health and Safety Concerns	Major Efforts Undertaken
Contractors Executing various Project Works at Project locations.	Life risks due to: 1) Fall from height during work execution. 2) Fall and trapped inside Excavated Pit and buried due to soil collapse 3) Trapped inside confined space & life risk due to suffocation, Fire situation 4) Fire accident due to working in Hazardous area (Brown Field locations) 5) Material handling and accident due to failure of lifting equipment, uncondusive site condition	<ul style="list-style-type: none"> <li>Each contractor and its workmen have undergone mandatory induction program before commencement of work where all Safety Rules, Regulations, SOPs, CSMS objectives, Project HSSE Mgt. and Assurance Plan were emphasized.</li> <li>Use of PPEs, complying to 12 Lifesaving rules, hazards associated with the construction works and its mitigation plan, Accident scenario, its reporting and rescue plan, etc.</li> <li>HIRA/Hazop Study carried out before commencement of work at the project site</li> <li>Contractor has been asked to place HSSE supervisor before execution of job</li> <li>Regular Safety awareness enhancement activities like Toolbox Talk (2034 nos), Safety Talk (555 nos), Safety Committee Meeting (345 nos) involving contractors' representative, walk around by both senior as well as Site Project Mgt. team (551 nos) has been organised to always ensure safety and any violations are dealt strongly through CAPA.</li> </ul>

Value Chain Partner	Health and Safety Concerns	Major Efforts Undertaken
		<ul style="list-style-type: none"> <li>Competency Building &amp; Safety Awareness Development Program organised for contractor workmen at regional, HQ as well as site level on Construction Safety, First-Aid Training, Standard Operation Procedures (SOPs) etc. covering 1,302 participants and 4629 Training Manhour. During the year 2022-23, 8902935 man-days worked at project site without LTA</li> <li>Contractors and their workmen are being encouraged to report any Near-miss and LSR violations. During the year, 437 NMIs and 362 LSR violations have been reported from all 58 project locations</li> <li>68 nos. Health Check Up Camps were organised where 1,020 contract workmen availed the benefit across project site</li> </ul>
Mobile Cascade crew/ CNG stations	CNG leakage during filling LCV cascade at Mother Station	<ul style="list-style-type: none"> <li>Visual inspection of SS tubing and testing of threaded joints with soap solution is Included in the Maintenance check list</li> <li>Issued Advisory Note for safe movement of CNG cascades through LCV/HCV</li> <li>Conducted 22 nos. of safety campaigns on handling emergency situations involving 7,500 customers including drivers, dealers, compressor operators, DSMs, supervisors and helpers at various CNG stations</li> </ul>
TT Crew	Road Transport of hazardous/ flammable fuels	<ul style="list-style-type: none"> <li>Defensive driving training (DDT) imparted to 10,571 numbers TT Crew.</li> <li>Simulator based DDT imparted to 639 numbers of TT crew.</li> <li>Health Checkup camps were organized. Besides, 772 numbers of Free spectacles distributed to needy TT crew.</li> </ul>
Retail Network/Dealers/ Distributors	Fire accidents during product transfer	Mock drills on handling various emergency scenarios were conducted at various ROs as per ERDMP to enhance confidence and capabilities of working staff
LPG delivery chain/ Customers	Safe delivery and usage of LPG cylinders	<ul style="list-style-type: none"> <li>Safety clinics conducted - 48,073</li> <li>Training to Distributor Show room staff - 2,239</li> <li>Delivery Staff of Distributors for PDC checks - 2,178</li> <li>SOP training to Direct Customers - 4,570</li> </ul>

## PRINCIPLE 4

**Businesses should respect the interests of and be responsive to all its stakeholders**

### Essential Indicators

#### 1. Describe the processes for identifying key stakeholder groups of the entity.

Bharat Petroleum Corporation Limited's (BPCL) corporate philosophy on Corporate Governance has been to ensure protection of stakeholders' interest through transparency, full disclosures, empowerment of employees, collective decision making and social initiatives.

BPCL defines its key stakeholders as those who are significantly impacted by the company's operations, or those who can significantly impact the company's operations and activities. BPCL engages with all the stakeholders periodically to understand their expectations related to environment, social and governance aspects of its operations. The Company works together with its stakeholders to address these complex sustainability issues in a time bound manner and communicates with them through various channels. This creates a transparent and

effective communication with the stakeholders which strengthens trust and long-lasting relationships with them. Regular engagement with these stakeholders helps the Company in understanding their expectations, review the same internally and imbibe these in developing strategies, plans & business activities.

While stakeholder engagement is a part of day-to-day routine, BPCL has undertaken a formal survey to engage and obtain stakeholder feedback this year. BPCL has developed mechanisms to map both its internal and external stakeholders as part of the sustainability reporting process based on their influence and impact on the Company's sustainability performance.

**The internal stakeholders primarily include:** employees, investors, and shareholders

**While the external stakeholders are listed as follows:**

- Government and regulatory authorities
- Industry associations
- Customers
- Competitors
- Community and NGOs
- Dealers and distributors
- Suppliers & Contractors
- Media
- Industry Trade Association

#### 2. List stakeholder groups identified as key for your entity and the frequency of engagement with each stakeholder group.

Key Stakeholders	Whether identified as Vulnerable & Marginalized Group (Yes/No)	Channels of communication (Email, SMS, Newspaper, Pamphlets, Advertisement, Community Meetings, Notice Board, Website), Others	Frequency of engagement	Purpose and scope of engagement, including key topics and concerns raised during such engagement
Government and Regulators	No	Official Meetings/MoU Reviews, Monthly/periodic project updates Electronic Communications, Public Disclosures, Conclaves/Seminars/events etc	Memorandum of Understanding with Regulators  Periodic Meetings with Regulators	- To understand expectations/targets - To participate in government schemes - For undertaking community developments projects - Meetings for new policy developments and Ministry Directives
Industry and Trade Associations	No	Emails, Meetings Conferences, events, Seminars, Virtual Platforms	Periodic and need base Meetings	- Industry concerns related to HSE, inter-company product transfer, etc. Collaboration for commercialization of Technologies/Products or Joint Research etc. - Complaints and grievance redressal.

Key Stakeholders	Whether identified as Vulnerable & Marginalized Group (Yes/No)	Channels of communication (Email, SMS, Newspaper, Pamphlets, Advertisement, Community Meetings, Notice Board, Website), Others	Frequency of engagement	Purpose and scope of engagement, including key topics and concerns raised during such engagement
Suppliers and Contractors	Yes (MSME/SC/ST vendors)	Contractors Vendor meets, Inspection visits to facility, emails and phone calls, Tenders	As per Requirement	<ul style="list-style-type: none"> <li>- Procurement of Material/Equipment/ Services</li> <li>- E-Tendering, Training Sessions information on HSSE policy, Advisory Note on supply chain, contract labour safety, Vendor Awareness programs, etc.</li> </ul>
Shareholders & Investors	No	Public disclosures on Financial performance, Annual General Meeting, Press briefing & social media	AGM, Quarterly reports, Quarterly investor meets, Press Releases	<ul style="list-style-type: none"> <li>- Growth and profitability, Sustainable Development practices, improvements in operations and adoption of new technologies for governance ethics</li> </ul>
Customers	No	Customer Meeting Customer Satisfaction Survey, telephonic feedback, Online communication survey	Regular	<ul style="list-style-type: none"> <li>- Process innovations, Adoption of green technologies Quality products and services, grievances redressal and feedback.</li> <li>- Competitive pricing, Quality and quantity of Product, Quality of service</li> </ul>
Employees	Yes (Women/SC/ST)	Career progression, Occupational Health and Safety requirements	Personal interactions Performance appraisal	<ul style="list-style-type: none"> <li>- Safe and healthy work environment encourage a culture of continuous learning, opportunities for career development and professional growth, Prompt grievance redressal</li> </ul>
Communities and NGOs	Yes	Face to face meetings through implementing partners to execute CSR projects/ programs or through district administration, etc.	Periodic	<ul style="list-style-type: none"> <li>- CSR programs implemented to foster community development, Skills training to improve livelihood opportunities, exit mechanism to ensure project sustainability</li> </ul>

## Leadership Indicators

### 1. Provide the processes for consultation between stakeholders and the Board on economic, environmental, and social topics or if consultation is delegated, how is feedback from such consultations provided to the Board.

Bharat Petroleum Corporation Limited (BPCL) is committed to sustainability and responsible business practices. It has established processes for consultation between stakeholders and the board on Environmental, Social, and Governance (ESG) topics. The company regularly conducts surveys, focus group discussions, and stakeholder engagement meetings

to gather feedback on its sustainability initiatives.

BPCL has constituted a Board-level Sustainable Development Committee (SDC). The Committee, comprising of two whole-time Directors and four Independent Directors where independent director is the committee head and is responsible for providing oversight on strategy and monitoring the implementation of strategic sustainability initiatives. The Sustainable Development Committee reviews sustainability initiatives twice a year and evaluates materiality topics, stakeholder engagement, Environmental, Social, and Governance (ESG) parameters driven by the Corporate HSSE department.



The board receives regular updates on the company's sustainability performance and progress towards its ESG targets through SDC. The committee ensures that the feedback from stakeholders is considered in the decision-making process.

**2. Whether stakeholder consultation is used to support the identification and management of environmental, and social topics (Yes/No). If so, provide details of instances as to how the inputs received from stakeholders on these topics were incorporated into policies and activities of the entity.**

Yes. Stakeholder consultation is key to identification of areas of improvement in corporate environmental and social efforts. For example:

- While undertaking CSR activities or for environment conservation projects outside the boundary of BPCL, stakeholder (community, regulatory bodies, etc) consultation and feedback is taken.
- BPCL continuously undertakes measures to improve its products, e.g. shifting from BS-IV to BS-VI grade fuels, improving fuel/lubricant efficiency, customised fuels for colder regions, blending of Ethanol in MS, shifting towards renewable energy/biofuels, Energy Transition, implementation of EV charging stations, road map to Net Zero in consultation with government, customers, etc.

**3. Provide details of instances of engagement with, and actions taken to, address the concerns of vulnerable/marginalized stakeholder groups.**

BPCL interacts with communities through its CSR department and project implementation partners. The various issues identified during these interactions are prioritised and put up for evaluation by the Management. Initiatives have been undertaken for the empowerment, upliftment and overall development of communities and society at large as an outcome of the interactions. BPCL has identified disadvantaged, vulnerable, and marginalized stakeholders and then activities/programs/initiatives were undertaken for the welfare of these stakeholders to bring about holistic and sustainable development. The Corporation

undertakes CSR projects/activities for the welfare of SC, ST, OBC and other weaker sections. In addition, initiatives have also been undertaken for the welfare of communities in Aspirational Districts identified by NITI Aayog.

The CSR Vision of the Company is "Be a Model Corporate Entity with Social Responsibility committed to Energizing Lives through Sustainable Development" and we look forward to establishing long-term relations with various communities. At BPCL, we believe that our finest achievements aren't those found in our balance sheets but those, undertaken in small towns, villages thus benefitting the marginalized communities at large. BPCL takes up CSR projects largely in the 5 core thrust areas of:

- Education
- Environmental Sustainability
- Skill Development
- Health & Sanitation and
- Community (Rural and Slum) Development.

The details of CSR activities undertaken by BPCL are provided in the CSR Section of the Annual report.

## **PRINCIPLE 5**

### **Businesses should respect and promote Human Rights Essential Indicators**

**1. Employees and workers who have been provided training on human rights issues and policy(ies) of the entity.**

BPCL conducts human rights training to employees and contract staff at locational level regularly. BPCL being a responsible organization ensures that all the employees of the Corporation are aware and adhere to all the national and international Human Rights standards. The Company's General Conditions of Contract (GCC) establishes the conditions for the abolition of child and forced labour, gender equality/No discrimination based on caste or creed, disability, citizenship, origin and compliance with all applicable statutory rules. Additionally, BPCL also ensures that bidders sign an agreement meeting the above requirements during the tendering stage.

## 2. Details of minimum wages paid to employees and workers:

Category	Total (A)	FY 2022-23				Total (D)	FY 2021-22			
		Equal to minimum wage		More than minimum wage			Equal to minimum wage		More than minimum wage	
		No. (B)	% (B/A)	No. (C)	% (C/A)		No. (E)	% (E/D)	No. (F)	% (F/D)
<b>EMPLOYEES</b>										
<b>Management Staff</b>										
Male	5,105	0	0	5,105	100%	4,612	0	0	4,612	100%
Female	478	0	0	478	100%	482	0	0	482	100%
<b>Non-Management Staff</b>										
Male	2,969	0	0	2,969	100%	3,326	0	0	3,326	100%
Female	161	0	0	161	100%	174	0	0	174	100%

The contractor is responsible for timely payment of wages to all contract labour. It's an established practice that before processing the Contractor's monthly bills, the contractor needs to submit the Wage register copy, PF/ESI challans for the concerned month as proof of payment of wages and remittances of the PF/ESI dues for its contract labours. It is ensured that workers are paid equal to or more than minimum wages as per guidelines issued by GOI from time to time.

## 3. Details of remuneration/salary/wages, in the following format:

	Male		Female	
	Number	Median remuneration/salary/wages of respective category	Number	Median remuneration/salary/wages of respective category
Board of Directors (BoD) (Whole Time)	4	47,59,010	-	-
KMP (other than BoD)	-	-	1	40,99,446
Employees other than BOD & KMP*	5,101	21,46,059	477	22,06,389
Non-Management	2,969	10,37,085	161	28,46,091

**Note 1:** For computing the compensation, we have considered only regular heads of compensation (one-time payments and perquisites are excluded). The major components are – Basic Pay, Stagnation Increments, Dearness Allowance, HRA, Cafeteria Allowances.

**Note 2:** The Companies Act, 2013 contains a provision relating to calculation of median salaries of employees. However, the requirement is exempt for Government Companies. In view thereof, the median salaries of employees and permanent workers has not been computed.

## 4. Do you have a focal point (Individual/Committee) responsible for addressing human rights impacts or issues caused or contributed to by the business? (Yes/No)

Yes, BPCL believes in equal opportunity for its employees and ensures that there is no

discrimination based on caste, tribe, religion, or region in providing various welfare facilities (including but not limited to) employees' health, efficiency, financial well-being, social status, satisfaction, employment, growth, remuneration, or development.

BPCL, being a responsible organization, complies by all the national and international Human Rights standards. Our philosophy of an energised workplace has resulted in best-in-class HR practices, which incorporate state-of-the-art facilities for rightful working and joyful living infusing high energy. All employees are treated with dignity and BPCL has developed a strong and mutually beneficial association with its workforce. "Care for People" is one of our core values and a central theme of our vision.

Employee Satisfaction Enhancement (ESE) department is a unique and innovative initiative taken by the Company in our endeavour to make BPCL 'A Great Place to Work'. ESE also strives to protect human rights of all employees/stakeholders and resolve cases of violation of human rights. ESE's primary focus area is to reach out to maximum number of employees in a proactive manner, to listen to them, to understand their issues and concerns and aim to resolve them. All issues/grievances brought to the notice of ESE are dealt with utmost confidentiality.

As a law-abiding corporate citizen, we ensure that the contractors fully comply with their obligations under various statutes including Minimum Wages Act, Payment of Wages Act, Employee Provident Funds Act, Employee State Insurance Act, Contract Labour (Regulation & Abolition) Act etc. as applicable. Provisions of welfare amenities including clean drinking water, clean toilet facilities, rest rooms etc. are extended to all contract labour working in the premises of BPCL. Annual/Half-Yearly Onsite Health Check-up Camps are conducted for all contract labourers. They are also provided training in first-aid on a continuous basis. Additionally, several awareness programs such as Health Talks, Swachhta Pakhwada etc. are conducted on a regular basis to educate the contract labour on various social as well as personal development aspects.

In addition, all our vendor contracts include explicitly stated terms and conditions (under General Conditions of Contract) for protection of human rights. Furthermore, the Company has a public grievance system/grievance redressal system for the general public.

## 5. Describe the internal mechanisms in place to redress grievances related to human rights issues?

BPCL doesn't tolerate unlawful discrimination or harassment of its employees, or any value chain partners. Human rights reviews and impact assessments are carried out throughout the value chain. BPCL has a structured Grievance Redressal Procedure in place to record and resolve human rights grievances. All issues/grievances brought to the notice of ESE are dealt with utmost confidentiality.

ESE aims for:

- Redressal of Genuine Grievances of all Employees
- Give Feedback for improvement in systems, policy and procedure based on interactions with employees.

If an employee has a grievance, he/she

- ❖ can approach the Line Manager/Embedded HR or directly approach ESE
- ❖ one can approach ESE either face to face/ telephonically/via a Letter OR email.

Unresolved issues are escalated for resolution with concerned SBU/Entity Head.

The employee is informed/counselled prior to closing the case.

The entire process flow and FAQs on approaching ESE is published on Intranet of the Company for information of all employees.

## 6. Number of complaints on the following made by employees and workers:

Category	FY 2022-23			FY 2021-22		
	Filed during the year	Pending resolution at the end of year	Remarks	Filed during the year	Pending resolution at the end of year	Remarks
Sexual Harassment	1	0	1 case closed during the year	2	0	
Discrimination at workplace	Nil					
Child Labour						
Forced/Involuntary Labour						
Wages						



Category	FY 2022-23			FY 2021-22		
	Filed during the year	Pending resolution at the end of year	Remarks	Filed during the year	Pending resolution at the end of year	Remarks
Other issues	10	1	Grievances are recorded through Igloo platform over the Company's intranet	25	0	-

**7. Mechanisms to prevent adverse consequences to the complainant in discrimination and harassment cases**

In compliance to the requirement of 'Sexual Harassment of women at workplace (Prevention, Prohibition and Redressal) Act, 2013' BPCL has a mechanism in place to constitute an Internal Complaints Committee in each Region/Refinery. The Regional/Refinery Complaints Committee is governed by a Central Internal Complaints Committee. The identity of the complainant, respondent, witnesses, statements and other evidence obtained in the course of inquiry process, recommendations of the committees, action taken by the employer is considered as confidential, and not published or made known to public or media. Any person contravening the confidentiality clauses is subject to disciplinary action as prescribed in the act.

**8. Do human rights requirements form part of your business agreements and contracts? (Yes/No)**

Yes.

**9. Assessments for the year:**

	% of offices that were assessed (by entity or statutory authorities or third parties)
<b>Child labour</b>	100%
<b>Forced/involuntary labour</b>	
<b>Sexual harassment</b>	
<b>Discrimination at workplace</b>	
<b>Wages</b>	
<b>Others – please specify (Compliance of different statutory provisions as per CLRA)</b>	

**10. Provide details of any corrective actions taken or underway to address significant risks/concerns arising from the assessments at Question 9 above.**

Bharat Petroleum has a well-defined Grievance Redressal Procedure for employees. Any employee can raise the grievance and the same is resolved within the prescribed timelines. An Internal Committee under the Sexual Harassment of Women at Workplace (Prevention, Prohibition and Redressal) Act, 2013, is already in place at all Units/Regional Offices/Head Offices.

Besides, BPCL has Employee Satisfaction Enhancement team, which is in continuous employee connect through various means, including an online mode and proactively interact with employees to understand their issues and grievances. ESE chart out plans for enhancing employee satisfaction through employee wellness, employee connect and prompt grievance redressal.

**Leadership Indicators**

**1. Details of a business process being modified/introduced as a result of addressing human rights grievances/complaints.**

The Public Grievance Redressal framework in BPCL spans across business units and is a well-established online mechanism for receipt, escalation, and timely and effective closure of all public complaints. Complaints are continuously monitored through Centralized Public Grievance Redress and Monitoring System (CPGRAMS), which is an online web-enabled system (<https://www.pgportal.gov.in/>), developed by National Informatics Centre (NIC) and Department of Administrative Reforms and Public Grievances (DARPG).

No business process changes were made during the year 2022-23.

**2. Details of the scope and coverage of any Human rights due diligence conducted.**

All locations maintain 100% compliance of statutory provisions. The due diligence for the same is also regulated through the periodic internal inspections.

**3. Is the premise/office of the entity accessible to differently abled visitors, as per the requirements of the Rights of Persons with Disabilities Act, 2016?**

Yes

**4. Details on assessment of value chain partners:**

	<b>% of plants and offices that were assessed (by entity or statutory authorities or third parties)</b>
<b>Child labour</b>	Nil
<b>Forced labour/involuntary labour</b>	
<b>Sexual Harassment</b>	
<b>Discrimination at workplace</b>	
<b>Wages</b>	
<b>Others, please specify</b>	

**5. Provide details of any corrective actions taken or underway to address significant risks/concerns arising from the assessments at Question 4 above.**

Not Applicable

**PRINCIPLE 6**

**Business should respect and make efforts to Protect and Restore the Environment**

**Essential Indicators**

**1. Details of total energy consumption (in Tera joules) and energy intensity in the following format:**

<b>Parameter</b>	<b>FY 2022-23</b>	<b>FY 2021-22</b>
Total purchased electricity consumption (A)	3,586	3,147.4
Total fuel consumption in process and captive power production (B)	1,73,956	1,83,562.3
Energy consumption through other sources (Renewables) (C)	124	114.66
Total energy consumption (A+B+C)	1,77,667	1,86,824
Gross Revenue from Operations in CR	5,33,467.55	4,32,422.48
Energy intensity per rupee of Gross Revenue from Operations (Total energy consumption/turnover in rupees) (TJ/₹ Cr)	0.33	0.43

*No independent assessment/evaluation/assurance has been carried out by an external agency.*

**2. Does the entity have any sites/facilities identified as designated consumers (DCs) under the Performance, Achieve and Trade (PAT) scheme of the Government of India? (Y/N). If yes, disclose whether targets set under the PAT scheme have been achieved. In case targets have not been achieved, provide the remedial action taken, if any.**

Yes, BPCL Refineries continue to be in the list of Designated Consumers (DC) under PAT-VI cycle. Under PAT-VI, energy intensity targets (in the form of MBN) have been assigned. MR/BR and KR have prepared time-bound action plan for achieving PAT VI target by the assessment year FY 2022-23. The MBN number will be finalised after carrying out mandatory Monitoring & Verification (M&V) Audit by July 31, 2023. The final review of benefits and preparation of documents for return submission is in progress.

**3. Provide details of the following disclosures related to water, in the following format:**

Parameter	FY 2022-23		FY 2021-22	
<b>Water withdrawal by source (in '000 kilolitres)</b>				
	<b>Refineries</b>	<b>Other BUs</b>	<b>Refineries</b>	<b>Other BUs</b>
(i) Surface water	28,117.9	22.22	26,320.119	34.96
(ii) Ground Water	0.0	1,888.14	0	985.59
(iii) Third Party Water (Municipal water)	3,741.8	666.81	3,131.26	566.05
(iv) Third Party Water (Tanker water)	0.0	309.62	0	224.06
(v) Third Party Water (AAI)	0.0	309.34	0	26.08
(iv) Seawater/Desalinated Water	28,329.6	0.43	24,936.6	1.29
(v) Additional source of fresh water (like RCF)	2,227.8	0.00	2,118.2	0
(vi) RWH: Quantity of water harvested in KL	583.7	23.56	330.9	53.58
<b>Total volume of water withdrawal</b>	<b>63,000.7</b>	<b>3,220.1</b>	<b>56,837.1</b>	<b>1,891.6</b>
<b>Water discharge</b>	<b>29,302.7</b>	<b>85.2</b>	<b>26,979.4</b>	<b>36.8</b>
<b>Total volume of water consumption</b>	<b>33,698.1</b>	<b>3,134.9</b>	<b>29,857.7</b>	<b>1,854.8</b>
<b>Gross Revenue from Operations in (CR)</b>	5,33,467.55		4,32,422.48	
<b>Water intensity per rupee of rupee of Gross Revenue (Water consumed/turnover) (kilolitres/₹ Cr turnover)</b>	<b>69.04</b>		<b>73.33</b>	

*No independent assessment/evaluation/assurance has been carried out by an external agency.*

**4. Has the entity implemented a mechanism for Zero Liquid Discharge? If yes, provide details of its coverage and implementation**

In BPCL MR, treated water from Effluent Treatment

Plant (ETP) is being 100% recycled as raw cooling water make-up. Besides treated water from Sewage treatment plant is also being used as raw cooling water make-up.

BR has implemented “Zero Liquid Discharge” schemes, wherein all effluents are treated and there is NIL discharge of effluent from Refinery boundary. BR has latest technology membrane-based Effluent Treatment Plant (ETP) of 9 MLD capacity in-place for treatment of effluent generated from different process units as per set norms. BR has processed 26.7 lacs cubic meter of effluent through its ETP in the year 2022-23.

In Kochi Refinery, the treated effluent after meeting MINAS standards is 100(%) recycled back to process requirements through Reverse Osmosis Demineralization plant (RODM). Sewage Treatment Plants (STP) are operated to treat domestic sanitary wastewater and the treated water is recycled back inside Refinery premises.

**5. Please provide details of air emissions (other than GHG emissions) by the entity, in the following format:**

Parameter	Unit	Mumbai Refinery	Kochi Refinery	Bina Refinery
NOx	MT	1,492	2,655	5,348
SOx	MT	2,699	4,102	2,508
Suspended Particulate Matter (SPM)	MT	140	624	390
Persistent Organic Pollutants (POP)	MT	NIL	NIL	NIL
Volatile Organic Compounds (VOC)	MT	NIL	NIL	NIL
Hazardous Air Pollutants (HAP)	MT	NIL	NIL	NIL

*No independent assessment/evaluation/assurance has been carried out by an external agency.*

*The details for the year 21-22 are given in Sustainability Report 21-22*

**6. Provide details of greenhouse gas emissions (Scope 1 and Scope 2 emissions) & its intensity, in the following format:**

Parameter	Unit	FY 2022-23	FY 2021-22
<b>Total Scope 1 emissions</b> (Break-up of the GHG into CO <sub>2</sub> , CH <sub>4</sub> , N <sub>2</sub> O, HFCs, PFCs, SF <sub>6</sub> , NF <sub>3</sub> , if available)	Million Metric tonnes of CO <sub>2</sub> equivalent	10.13	9.62
<b>Total Scope 2 emissions</b> (Break-up of the GHG into CO <sub>2</sub> , CH <sub>4</sub> , N <sub>2</sub> O, HFCs, PFCs, SF <sub>6</sub> , NF <sub>3</sub> , if available)	Million Metric tonnes of CO <sub>2</sub> equivalent	0.79	0.69
<b>Total Scope 1 and Scope 2 emissions</b>	Million Metric tonnes of CO <sub>2</sub> equivalent	10.92	10.31
<b>Gross Revenue from Operations</b>	In CR	533467.55	432422.48
<b>Total Scope 1 and Scope 2 emissions per rupee of Gross Revenue turnover</b>	MTCO <sub>2</sub> e/₹ Cr.	20.47	23.84

*No independent assessment/evaluation/assurance was carried out by an external agency.*

*The Emissions are calculated as per IPCC factors which includes CH<sub>4</sub> and N<sub>2</sub>O*

**7. Does the entity have any project related to reducing Green House Gas emission? If yes, then provide details.**

**MUMBAI**

Sr. No.	Description of Schemes	Capital Investment (₹ crore)	Energy Savings	
			Fuel MT/Year	Power MWh/Year
1	Replacement of conventional AFC's (12 nos.) with EFRP blades in NHT CCR	0.30		751.2
2	LED in CDU4/ CPP SRR (55+50=105 numbers)	0.10		8.0
3	Hot feed maximization in CCU & FCCU from CDU4 by commissioning Hot LR line to CCU	-	1667	
4	Fanless jet cooling Tower (ARMEC) for Admin building (2 nos. cooling towers each of 100 TR capacity) for power saving	0.07		35.2
5	APC implementation in GTU F-0001 for excess oxygen optimization	-	1333	
6	Scope of using temperature-based control in GT fin fan cooler	As part of TA		240
7	Steam trap management RMP SRU (Train D)	0.44	457	
8	Scope of improvement of Economizer performance in HRSG 3	As part of TA	400	
9	Replacement of existing RMP cooling tower (3 nos.) and CDU3 (32 nos.), NHGU (6 nos.), LOBS (22 nos.) with EFRP blades	0.75		3732.2
10	CDU3 cleaning of preheat exchangers and pigging of furnace tubes	As part of TA	7467	
11	NHGU reformer tube and catalyst replacement during TA	As part of TA	2429	
12	Descaling of exchanger and furnace tubes in HCU	As part of TA	4133	
13	Descaling of exchanger and furnace revamp in DHT	As part of TA	600	
14	Anti-foulant injection on RCO & Crude side	0.05	167	
15	Overhauling of GT-3	As part of TA	498	

Sr. No.	Description of Schemes	Capital Investment (₹ crore)	Energy Savings	
			Fuel MT/Year	Power MWh/Year
16	Implementation of Electrical Heat Tracing (EHT) in CCU PH <sub>3</sub> area UCO headers	5.00	708	
17	Installation of flexible removable insulation jackets (FRIC) on steam valves as a part of RPIP initiative	0.26	952	
18	Stripping steam reduction in HCU C-203 & C-204	-	595	
19	Optimizing Gas/oil ratio in NHT-CCR	-	1,333	
20	LOBS hot well gases of the columns diverted to furnace F-204	-	33	
21	HCU 1 <sup>st</sup> stage reactor gas to oil ratio reduction leading to steam saving	-	476	
22	Flash Steam Recovery System in NHT-ISOM, MTBE & SWS-4 for MP steam saving in SWS-4	5.52	1,255	
23	Condensate recovery system in RMP SRU	2.37	141	
24	EHT in pending BBU process lines and BBU product pump house lines	1.00	577	
25	Stoppage of ARU Extract stripper bottom pump P206 A/B	-		180
26	APC in RFU after revamp PGTR	-	167	
27	Offloading CCR LPG absorber one pump P102 (Process Optimization)	-		1,708.3
28	Offloading CCR LPG export one pump P104 (Process Optimization)	-		264
29	Condensate recovery system in RMP HCU with PR-7/PT-5	2.37	283	
30	Debottleneck of FCCU and improving unit charge and catalyst circulation	-	4,833	
31	Diversion of cold gasoline ex CCU to GTU in order to stop flaring from GTU FSD	-	267	
32	Auto Cut in-cut out of GTU Sour water pumps 160-P-0011A/B on level of V-0010	-		48
33	ISOM F-505 one FD fan NNFD101B stopped for power saving	-		112
34	Replacement of Jetty Pump P1 with high efficiency low life cycle (LLC) pump	0.27		600
35	Replacement of existing DHDS (16 nos.), SWS-1 (2 nos.), SWS-2 (2 nos.), Old SRU (4 nos.), RMP ATU (10 nos.), SWS-4 (4 nos.), CCU (19 nos.), FCCU (16 nos.) and RFU (4 nos.) AFC fan blades with new-generation energy efficient E-Glass Epoxy Fibre Re-Enforced Plastic (EFRP) blades	0.59		3,528.5
36	Sending all 3 boilers SCAPH drain to BH Deaerator in place of DM Plant	-	131	
37	APC Implementation in CPP De-aerator Section	-	595	
	<b>Total</b>	<b>19.09</b>	<b>31,497</b>	<b>11,207.4</b>



## KOCHI

Sr. No.	Description of Schemes	Capital Investment (₹ crore)	Energy Savings	
			Fuel MT/Year	Power MWh/Year
1	Various APC initiatives implemented: a) All sections of MSBP complex (NHT/CCR/PENEX/Hot Oil) b) Aromatics Recovery Unit c) IREP Deaerators d) IREP SWSU	Nil	11,005	1,034
2	Installation of Welded Plate Type Heat Exchanger in Amine Regeneration train A & B unit in SRU-3	10.4	6,610	-
3	WGC HP steam Extraction maximization	1	4,074	-
4	Installation and Welded Plate Type Heat Exchanger in Sour water stripper-I in SRU-3	4.5	3,305	-
5	DHDT Heater efficiency improvement	18.5	3,200	-
6	Various initiatives taken in DCU : a. CDSP MOV purging steam optimization in DCU b. Stripper bottom reboiler baffle equalization hole closure in DCU c. DCU-Conversion of Heater Charge Pump DP type FT to UFM type d. HCGO stripping steam rationalization	0.34	4,066	331
7	SRU3 Cooling tower pump turbine drive changed to motor	0.77	-	6,594
8	Replacement of 6000 Nos. of conventional lights in plat area, 1600 Nos. tube lights and 500 Nos. conventional lights in control rooms and SRRs with energy efficient LEL lights	1.5	-	4,120
9	Debottlenecking of FG flow to CDU2 from CDU3 by replacing control valve with spool piece. Savings : 4 TPD of FG Flaring	0.01	1,450	-
10	Stoppage of LPG reflux pump in FCCU debutanizer - GP9 pump by interconnecting product and reflux pump discharge	Nil	-	519
11	Downsizing of 2 Kms 10" HP steam header by disconnecting the redundant portion from BOO to MCR and in ACTP area	0.03	1,300	-
12	Auto stop facility of air fin fans E125 in DCU unit, which has saved in time required for stop the equipment process requirement is not there.	Nil	-	2,130
13	Start/Stop facility for Y-P-25-C is given in control room, which has helped in stopping two parallel running pumps Y-P-25-A/B thereby savings differential 160 kW [Pump A/B : 250 kW and C pump power 90 kW]	0.05	-	1,648
14	Destaging of FCCU COB Boiler feedwater pump (FP-14A) from 6 stages to 4 stages	0.25	-	1,024
15	CDU3 both Heavy Naphtha Air fin fan cooler has been put off for increasing the preheat to MSBP.	Nil	-	1,358
16	One UCT-4 pump of 140 kWh was stopped after optimizing the cooling water requirement in old units	Nil	-	1,284
	<b>Total</b>	<b>37.35</b>	<b>35,010</b>	<b>20,042</b>



## BINA

Sr. No.	Description of Schemes	Capital Investment (₹ crore)	Energy Savings	
			Fuel MT/Year	Power MWh/Year
1	Crude Pump (11PACF101A) impeller trimming for power saving in CDU unit	Nil		840
2	Optimization of steam in Pre-fractionator re-boiler in MSB unit	Nil	357	
3	Insulation end covers provision in Preheat Exchangers (5 nos.) for fuel saving in DCU Unit	Nil	25	
4	HCR fractionator overhead air fin-fan cooler 16-EA-FN-502F (37KW) VFD taken in line for power saving in HCU/DHT Unit	Nil		59
5	Injection Water A & B modification Job for power saving in HCU/DHT Unit saving 100 kW power	0.36		800
6	Steam optimization in Pre-reformer in HGU unit	Nil	714	
7	SWS-I Feed/Bottom Exchanger(28-EE-00-101 A) tube cleaning to boost heat transfer coefficient for steam saving in SRU unit	Nil	929	
8	Suspect condensate sub headers modification in SRU Train A and B for condensate recovery and steam saving in SRU unit	Nil	71	
9	Overhauling of HP steam/VR feed swing exchanger for steam leakage rectification into process in DCU unit	Nil	571	
10	Coke-drum–B Z & J valve steam recovery by trap installation for steam saving in DCU unit	Nil	29	
11	Energy Savings by Automated Stopping of Blowdown Fin Fan during coke drum cooling cycle in DCU unit	Nil		155
12	Variable fluid coupling installation in CFBC boiler-1 and boiler-3 Primary Air and Secondary Air fan for power saving in CPP	4.09		2,800
13	Insulation removal from CW exchangers EE20EE00103/104 resulted into energy savings by reducing net gas compressor power by 5% in CCR unit	Nil		1,360
14	Replacement of conventional lamps with LED lamps for power saving in refinery	5.28		6,592
15	Reduction of LP steam consumption in HGU de-gassifier by increasing the DM water temperature from 98 C to 105 C	Nil	857	
16	FRP blades installation in place of conventional bladed in process fin fan coolers for power saving, 27 out of 206 nos AFCs job completed in refinery AFCs	0.27		614
	<b>Total</b>	<b>10</b>	<b>3,553</b>	<b>13,220</b>

**Many other initiatives taken to reduce GHG emissions during the year 22-23 are given below:**

1. Bina Refinery shall be using 90 ha forest land where 1 lakh trees are being planted which will reduce further carbon foot prints.
2. Mumbai Refinery, Pipelines, Retail and LPG locations have implemented 100% energy efficient lights (EEL). Kochi Refinery has also implemented EEL in plant area and shall cover the whole refinery.
3. Implementing several Renewable energy (solar power) projects to reduce emissions from power generation including solar power plant of 14 MW is under commissioning at Bina Refinery.
4. 4.3 MW of Solar plant installed in 35 Retail and 20 LPG locations.
5. The Retail Business Unit is encouraging its Dealer network to set up solar plants at the Retail Outlets. As an incentive, Retail has provided a subsidy up to ₹2 lakh to Dealers for installing solar plants which has helped in installing solar system at 2,209 ROs in FY 2022-23. Cumulatively, 4,763 ROs have been solarized, which generated about 26 GWh electric power in FY 2022-23.
6. Promoting use of low sulphur fuel for heaters and boilers and revamping of low efficiency furnaces for energy reduction programs.
7. Electrification of steam motors/turbines to reduce steam consumption and maintenance of steam trap maintenance program to reduce steam losses.
8. Advanced process control (APC) systems are being implemented in process units for optimizing energy consumption.
9. BPCL aggressively expanded its CNG fueling stations and expanded this facility with mechanical completion of 482 CNG Stations and commissioning of 234 CNG Stations during the year. With this, CNG Fueling infrastructure is now available at our 1599 ROs across the country.
10. BPCL has blended 143.1 Cr. Litre of Ethanol in MS FY 22-23 and achieved a blending Percentage of 10.59%. The addition of Biofuels helps in reduction of emission. Blended 7415 KL of Biodiesel and achieved blending Percentage of 0.028% in FY 2022-23.

BPCL also commenced E12 dispatches at 90 locations and E20 dispatches at 12 locations during FY 2022-23. (Note: E 12 and E 20 and Ethanol Blending Ratios in MS.)

**SATAT Scheme:** 322 LOIs have been issued with production capacity of 1,436 TPD as of March 2023. As on March 2023, 6 biogas and 2 CBG plants were commissioned by BPCL SATAT LOI holders.

**Status of CBG under SATAT as on March 31, 2023.**

SI No	Parameter	Units	Status till March 31, 2022	Status till March 31, 2023
1	LOIs issued	No. of plants	299	322
2	Exp. CBG production against LOI issued	TPD	1265	1436
3	CBG/Biogas Plants Commissioned	No. of plants	7	8
4	Start of CBG Sale from retail outlets (ROs)	Nos.	4	41
5	Total CBG Sales from BPCL RO	MT	90	2600

**8. Provide details related to waste management by the entity, in the following format:**

Category	Total Waste Generated (MT)		Waste Recycled/Reused/Recovered (MT)		Waste Disposed (MT)	
	2022-23	2021-22	2022-23	2021-22	2022-23	2021-22
Plastic Waste (A)	5,000	4,000	0	0	3,172	0
E-waste (B)	3.63	2.57	0	0	3.22	2.57
Bio-medical waste (C)	0	0.16	0	0	0	0.16



Category	Total Waste Generated (MT)		Waste Recycled/Reused/Recovered (MT)		Waste Disposed (MT)	
	2022-23	2021-22	2022-23	2021-22	2022-23	2021-22
Radioactive waste (D)	NA	NA	NA	NA	NA	NA
Oil Sludge/slop (E)	14,813.5	9,440.85	10,671	3,632.46	4,142.5	6,008.39
Spent Catalyst (F)	2,037.28	2,351.39	1,475.65	1,572	561.63	779.39
Paper Waste (G)	BPCL is following the policy of paperless office and using digital technology for paper movement					
Total (A + B + C + D + E + F + G)	21,854	15,794.97	12,146.65	5,204.46	7,879.35	6,790.51

**9. Brief description of waste management practices adopted by BPCL, along with strategy adopted to reduce usage of hazardous and toxic chemicals in products and processes, and the practices adopted to manage such wastes.**

- 1. Plastics (including packaging):** As BPCL is in the business of Lubes manufacturing, packaging and selling of lubricants under the brand name of “MAK” in Indian market, as a brand owner BPCL is required to establish a system for management of plastic waste generated for sales of our products under Extended Producers Responsibility (EPR) for plastic waste recycling, vide policy notified on February 16, 2022 for plastic packaging undertaken for lubricants as brand owner. In the year 2022-23, BPCL Lubes business unit has collected 3,172 MT waste plastic from market and reprocessed it through CPCB-approved party, which has used this processed plastic in making various plastic items used in day-to-day applications.
- 2. E-waste:** Electronic waste is disposed of by Refinery Warehouse through authorized recyclers as per the E-waste guidelines (Form-3). In FY 2022-23 a quantity of 3.22 tons of E waste disposed.
- 3. Hazardous waste**
  - a. Spent Catalyst:** As per CPCB guidelines, BPCL refineries have adopted a system for disposal of Solid Hazardous waste by recycling recoverable type of the spent catalyst through CPCB/SPCB-approved re-processors for recovery of metals. The rest spent solid hazardous waste is disposed of to a common treatment facility approved by SPCB.
  - b. Slop Oil:** Oily sludge waste generated during handing over of equipment/tankages, turnarounds or routine operations etc. is collected from various locations in refinery and it is sent to weathering pit for recovery of oil. After recovery by chemical and mechanical methods, residual sludge from weathering pit is sent for Bioremediation. Slop oil generated from process units is reprocessed along with crude in crude distillation column. At marketing and pipeline locations slop oil is recycled after decanting in sump tank and pumping back to product system.
  - c. Oily Sludge:** Oily sludge waste generated during handing over of equipment/tankages, turnarounds or routine operations etc. is collected from various locations, in refinery and it is sent to weathering pit for recovery of oil. After recovery of oil by chemical and mechanical methods, residual sludge from weathering pit is sent for Bioremediation which is a process that uses naturally occurring microorganisms to transform harmful substances to non-toxic compounds. As per Hazardous Waste Rules, 2016, oil content in sludge waste should be less than 0.5% before it can be disposed of.
- 4. Kitchen Waste:** In BPCL refineries, a biogas plant has been installed, where refinery

Hazardous Waste Disposal sites or sites developed within refineries which are constructed with safety features like proper impermeable liners, leachate collection system, protection from rain etc. These sites are regularly monitored for ground water contamination.



canteen kitchen waste is processed, and biogas is generated, which is utilized in kitchen. Residue after treatment is used as compost for gardening.

At Marketing locations, composting of organic waste is carried out by using mechanical or vermicompost methods. In the year 2022-23, approximately 350 tonnes of compost was generated which was used for gardening purposes at the locations.

**5. Biomedical Waste:** Bio-medical waste generation, treatment & disposal is guided by Bio-Medical Waste Management Rules, 2016. BMW generated is collected and primarily stored at designated place in the Occupational Health Centre (OHC) and then handed over to an outsourced agency approved by SPCB for treatment and disposal.

**6. Batteries:** Batteries are disposed-off through registered recycler through buy back policy.

**10. If the entity has operations/offices in/around ecologically sensitive areas (such as national parks, wildlife sanctuaries, biosphere reserves, wetlands, biodiversity hotspots, forests, coastal regulation zones etc.) where environmental approvals/clearances are required, please specify details.**

Sr. No.	Location of operations/ Offices	Type of operations	Whether the conditions of environmental approval/clearance are being complied with? (Y/N)	If no, the reasons thereof and corrective action taken, if any.
1.	Mumbai Refinery	Refinery Operations	Half yearly compliance of the EC conditions is being sent to MoEF&CC.	NA
2.	Krishnapatnam Coastal Installation	Additional Tankage provision at Installation	CRZ and EC approvals were obtained. Letter no 80/APCZMA/CRZ/2018 CRZ(III) Obtained. EC order no. SEIAA/AP/NLR/IND/02/2018/505 obtained	NA
3.	Vizag Jetty	Laying new 20" pipeline (service HSD) at Vizag Jetty	Some portion of Pipeline - 1107.96 M in CRZ II and 33.46 in CRZ IVB for which CRZ application is submitted.	NA
4.	Rasayani Mumbai	New Lubricant plant under commissioning	CTE obtained dated 22.12.21	Nil
5.	Uran Terminal	Augmentation of Cryogenic project At Uran Terminal	1. Clearance from MPCB (Maharashtra Pollution Control Board) 2. Clearance from MCZMA (Maharashtra Coastal Zone Management Authority) 3. Clearance from MOEF&CC (Ministry of Environment Forest & Climate Change) 4. Approval from APCCF (Additional Principal Chief Conservator of Forest) Mangrove Cell, Maharashtra 5. Approval from Hon. Mumbai High Court	Nil



**11. Details of environmental impact assessments of projects undertaken by the entity based on applicable laws, in FY 2022.**

Name and brief details of project	EIA Notification Number	Date	Whether conducted by independent external agency (Yes/No)	Results communicated in public domain (Yes/No)	Relevant Web Links
Extension of existing 20" pipeline from North Jetty Reclamation Pit (NJR P) to Cochin Oil Terminal (COT) inside Cochin Port		July 2022	Yes	No	Not Available
Polypropylene project at Kochi Refinery		March 2023	Yes	No (Proposal under submission)	Not Available

**12. Is the entity compliant with the applicable environmental law/regulations/guidelines in India, such as the Water (Prevention and Control of Pollution) Act, Air (Prevention and Control of Pollution) Act, Environment Protection Act and Rules thereunder (Y/N). If not, provide details of all such non-compliances.**

Sr. No.	Specify the law/regulation/guidelines which was not complied with	Provide details of the non-compliance	Any fines/penalties/action taken by regulatory agencies such as pollution control boards or by courts	Corrective action taken, if any
1	The Water (Prevention and Control of Pollution) Act, 1974	NA	NA	NA
2	The Air (Prevention and Control of Pollution) Act, 1981	An application has been filed by Mahul Gaon residents before the National Green Tribunal (NGT), agitating that M/s. Sea Lord Containers Ltd., M/s. Aegis, and other industrial activities of storage of chemicals and other industrial activities in Mahul Gaon area, resulting in foul/obnoxious smell of chemicals, adversely affecting the health of residents of Mahul and Ambapada villages.	Hon' Supreme Court of India judgement dated October 27, 2020 put an ad interim stay of the operation of the impugned judgement of NGT order dated August 13, 2020.	Nil

**Leadership Indicators**

**1. Provide break-up of the total energy consumed (in Terra Joules) from renewable and non-renewable sources, in the following format:**

Parameter	2022-23 in TJ	2021-22 in TJ
<b>From Renewable Sources</b>		
Total purchased electricity consumption (A)	124	114.66
Total fuel consumption in process and captive power production (B)	Nil	Nil
Energy consumption through other sources (C)	Nil	Nil
Total Energy Consumption from renewable sources (A + B + C)	124	114.66
<b>From Non-Renewable Sources</b>		

Total purchased electricity consumption (D)	3,586	3,147.4
Total fuel consumption in process and captive power production (E)	1,73,956	1,83,562.3
Energy consumption through other sources (F)	Nil	Nil
Total Energy Consumed from non-renewable sources (D + E + F)	1,77,542	1,86,709.7

## 2. Provide the following details related to water discharged:

S. No.	Parameters	FY 22-23	FY21-22
	<b>Water discharge by destination and level of treatment (in 1000' kilolitres)</b>		
1.	To surface water	1,057.87	2,078.31
	No treatment	NIL	NIL
	With treatment	1,057.87	2,078.31
2	To groundwater	NIL	NIL
	No treatment	NIL	NIL
	With treatment	NIL	NIL
3	To seawater	28,330.03	24,937.89
	No treatment	NIL	NIL
	With treatment	28,330.03	24,937.89
4	Sent to third parties	NIL	NIL
	No treatment	NIL	NIL
	With treatment	NIL	NIL
5	Others	NIL	NIL
	No treatment	NIL	NIL
	With treatment	NIL	NIL
	<b>Total water discharged (in 1000' kiloliters)</b>	29,387.9	27,016.2

*No independent assessment/evaluation/assurance has been carried out by an external agency*

## 3. Water withdrawal, consumption, and discharge in areas of water stress (in kilolitres)

BPCL has endeavoured to take various steps to minimise pressure on water bodies throughout the supply chain and mitigate any negative consequences of our operations. The water extraction for the BPCL operation causes no water stress in the water bodies from which it withdraws water.

BPCL carries out the detailed analysis of water before discharge however it doesn't map the breakup of the water discharged. It meets the discharge limits of water which is issued on the consent to operate and there was no non-compliance reported during the financial year.

## 4. Please provide details of total Scope 3 emissions & its intensity, in the following format:

Parameter	Unit	2022-23	2021-22
Total Scope 3 emissions (Break-up of the GHG into CO <sub>2</sub> , CH <sub>4</sub> , N <sub>2</sub> O, HFCs, PFCs, SF <sub>6</sub> , NF <sub>3</sub> , if available)	1000 of MTCO <sub>2</sub> e	1,087.88	851.43
<b>Gross Revenue from Operations</b>	In crore	5,33,467.55	4,32,422.48
Total Scope 3 emissions per rupee of turnover	tCO <sub>2</sub> e/₹ crore	2.039	1.969

*No independent assessment/evaluation/assurance has been carried out by an external agency.*

**5. With respect to the ecologically sensitive areas reported at Question 10 of Essential Indicators above, provide details of significant direct & indirect impact of the entity on biodiversity in such areas along-with prevention and remediation activities.**

There is no significant impact on neighbourhood ecology and biodiversity because of the refineries operations as BPCL has suitably designed ETP and taken all other necessary measures to remain within permissible limits of treated effluent quality as per Minimum National Standards (MINAS).

To prevent any impact in Coastal Regulation Zone (CRZ) areas, the following are ensured:

- There is no water discharge from refinery in creek area.
- Sea discharge of treated water and storm water is done in compliance with the CRZ conditions.
- Pipelines corrosion control, painting and Operation & Maintenance practices are ensured.
- Further, in case of remote likelihood of any leak, suitable mitigation measures (spill response - containment and recovery) are in place.

**6. If the entity has undertaken any specific initiatives or used innovative technology or solutions to improve resource efficiency or reduce impact due to emissions/effluent discharge/waste generated, please provide details of the same as well as outcome of such initiatives, as per the following format.**

Sr. No.	Initiative Undertaken	Details of the initiative (Web-link, if any, may be provided along-with summary)	Outcome of the initiative
1	Setting up EV Charging Stations	To promote the faster adoption of EVs in Indian market, BPCL is developing a fast-charging ecosystem. BPCL has already set up over 700 EV Charging stations. A network of fast charging stations across country would address the discovery, range and time anxiety of EV customers and thus would lead to adoption of EVs by customers.	The initiative would lead to reduction of tailpipe emissions.
2	Processing of Municipal Solid/Liquid Waste (MSW/ MLW)	As a part of Industry-Academia collaboration, BPCL and DBT-ICT Centre for Energy Bioscience, are collaborating to demonstrate the Novel Rapid Anaerobic Digestion Technology, developed by DBT-ICT (Mumbai), for cost effective and efficient production of biogas and bio-crude oil from MSW and MLW, respectively. This hybrid technology is unique in nature and provide flexibility to manage both liquid and solid municipal waste simultaneously as well as independently. To demonstrate the said technology, MLW pilot plant (2 lakh Litre/day) is installed and under commissioning at BPCL Chembur Colony, Mumbai. Likewise, it is targeted to process 1 Tonnes/day MSW.	This will help in circular economy and reduce MSW in Mumbai.



Sr. No.	Initiative Undertaken	Details of the initiative (Web-link, if any, may be provided along-with summary)	Outcome of the initiative
3	High performance domestic LPG cooking stove	<ul style="list-style-type: none"> <li>• <b>Bharat Hi-Star Stove:</b> A domestic LPG cooking stove with improved thermal efficiency of 74% plus (BEE Star 2 rating) has been developed, which is highest among all available burners in the market in India and Internationally. The newly developed high performance LPG cooking stove has unique features of Burner Top, Mixing Tube, Pan Support, Cover Plate, etc.</li> <li>• To ensure accurate, reliable, and consistent results, BPCL (CRDC) has established an automated state-of-the art test setup as per BIS protocol for evaluation of thermal efficiency of cook-stove.</li> <li>• Design of experiments (DOE) based Computational Fluid Dynamics (CFD) Analysis of LPG Domestic Cooking Stove Gas with carried out. Multiple prototypes of various components were fabricated based on extensive CFD simulation studies. Based on experimental validation and analysis, final design was firmed up.</li> <li>• Test results indicated 74% plus thermal efficiency of the optimized domestic cook-stove, which is 5-6% higher than the presently available cook-stoves in the market.</li> </ul>	<ul style="list-style-type: none"> <li>• A domestic LPG cooking stove with improved thermal efficiency developed by BPCL is highest among all available burners in the market in India and International.</li> <li>• The newly designed LPG cooking stove is 5-6% more efficient as compared to the ones currently available in the market.</li> <li>• The developed cooking stove is estimated to save 1 cylinder per family of 5 members per year.</li> <li>• Combustion of 1 kg of LPG produces 3 kg of CO<sub>2</sub> emissions. So savings of estimated consumption of 1.0 Million MT per year of LPG will results in savings of 3.0 Million MT CO<sub>2</sub> GHG emissions per year.</li> </ul>
4.	Efficient Vapor Recovery System for Retail Outlets	<ul style="list-style-type: none"> <li>• BPCL CRDC has developed a technology for reducing the gasoline emission through experiments, modelling and simulation.</li> <li>• The technology is based on refrigeration cycle and operates at low temperature (non-cryogenic and cryogenic) to condense the hydrocarbon vapors inside a heat exchanger chamber and thereby reduce fuel loss and VOC emission.</li> <li>• Rigorous experimental and simulation study was employed for development of optimum process scheme and operating conditions. A hydrocarbon recovery efficiency of &gt; 85 wt % has been achieved.</li> <li>• Based on developed concept a system was designed for Retail Outlet and a technology demonstration unit has been installed with capacity of 500 litre per minute (LPM).</li> <li>• The performance of the unit has been established through continuous monitoring and testing by external MOEF certified labs.</li> </ul>	<ul style="list-style-type: none"> <li>• CO<sub>2</sub> emission reduction: ~8-10 tons per year (capacity of petrol sale of 300-350 KLPM)</li> <li>• VOCs reduction~2-2.5 tons per year</li> <li>• Reduction of harmful gases: <ul style="list-style-type: none"> <li>- Total hydrocarbons; 95-97 mol%</li> <li>- Benzene; 92-94 mol%</li> <li>- Toluene; 94-97 mol%</li> <li>- P-xylene; 95-97 mol% and</li> <li>- O-xylene; 96-97 mol%</li> </ul> </li> </ul>



Sr. No.	Initiative Undertaken	Details of the initiative (Web-link, if any, may be provided along-with summary)	Outcome of the initiative
5.	Bioenergy	<p>BPCL blended 143.1 crore Litre of MS in Ethanol FY 2022-23 and achieved a blending Percentage of 10.59%. The addition of Biofuels helps in reduction of emission. Blended 7415 KL of Biodiesel and achieved blending Percentage of 0.028% in FY 2022-23.</p> <p>BPCL is setting up a plant to produce 100 kilolitres per Day (KL/D) of 2<sup>nd</sup> Generation (2G) Bio-Ethanol and 100 Kilolitre's per Day (KL/D) of 1<sup>st</sup> Generation (1G) Bioethanol at Bausingha Village, Bhatli Tehsil, Bargarh District, Odisha.</p> <p>Both these plants are being designed for Zero Liquid Discharge (ZLD) facility. The plant is under advanced stages of construction with commissioning activities expected to start mid of next year. The 2G Ethanol Plant shall utilize around 480 tonnes of agricultural waste (Rice straw) as feedstock to produce 100 Kilo liters of Ethanol per day while 1G Ethanol Plant shall utilize around 230 tonnes of surplus Rice grain as feedstock to produce 100 Kilo liters of Ethanol per day. The plant shall also utilize around 300 tons per day of Rice straw as fuel in the Boiler, where fossil fuel shall not be used in the production process. Once operational, Bargarh Bio-refinery shall be one of its kind of bio-refinery in India with both 2G and 1G Ethanol production.</p>	<p>The plant shall produce fuel grade Ethanol for blending in Petrol (MS) as per Government of India's Biofuel policy on (EBP) and achieving 20% blending by year 2025.</p> <p>The expected total emission reduction from Bargarh Bio-refinery (at full design capacity) shall be around 1.1 lakh tonnes CO<sub>2</sub> eq.</p>

**7. Does the entity have a business continuity and disaster management plan? Give details in 100 words/ web link.**

BPCL has a well-structured Emergency Response Disaster Management Plan (ERDMP) in accordance with PNGRB (Petroleum and Natural Gas Regulatory Board) ERDMP Regulation 2010 (amended in Sep'20) and certified by PNGRB accredited 3<sup>rd</sup> Party which encompasses Preparedness, Mitigation, Planning and Restoration (PMPR). The ERDMPs are approved by Board of Directors in line with PNGRB Regulations. BPCL Board has nominated its directors to ensure the compliance of PNGRB ERDMP Regulations.

- ERDMPs are also available for Road Transportation, Retail Outlet Network and City Gas Distribution besides refinery, pipelines and marketing operating locations.
- For preparation of ERDMP, the pre-emergency planning comprising of hazard identification, risk

assessment & analysis, and consequence analysis are carried out.

- Mutual aid agreements are in place with neighbouring industries in line with PNGRB Regulations.
- Three tier mock drills are regularly conducted and reviewed to ensure emergency preparedness at all locations. The learnings and recommendations are leveraged to further strengthen response mechanism.
- BPCL has fixed as well as mobile firefighting equipment and system at locations backed by dedicated firefighting crew to take care of emergencies/eventualities.
- Additionally, the Company also put in place Pandemic Emergency Response Plan (PERP) at various locations for effectively dealing with the crisis and ensuring smooth operations.

**8. Disclose any significant adverse impact to the environment, arising from the value chain of the entity. What mitigation or adaptation measures have been taken by the entity in this regard.**

S. No.	Initiative Undertaken	Details of the initiative (Web-link, if any, may be provided along-with summary)	Outcome of the initiative
1.	Solarization of Retail Outlets	<p>Grid electricity and Diesel Gensets are used for operations of the Retail Outlets. Grid electricity generate Scope 2 emissions whereas Diesel Gensets generate Scope 1 emissions at the ROs.</p> <p>To reduce power requirement and the impact of emissions on the environment, Retail BU is encouraging its Dealer network to set up Solar plants at the Retail Outlets. As an incentive, Retail BU is providing a subsidy upto ₹ 2 lakh to Dealers for installing solar plant.</p>	<p>The initiative helped to install solar system at 2209 ROs in FY 2022-23.</p> <p>Cumulatively, 4763 ROs have solar systems installed which generated about 26 GWh electric power in FY 2022-23.</p>
2.	Bottom Loading facility at MR	<p>Bottom loading facility is being used for dispatch of Benzene/Toluene besides Benzene/Toluene vapour recovery is operational at product dispatch units, and it has been extended for many other products like SBP/Hexane/ATF/MTL products.</p>	<p>To reduce vapor emission while handling Aromatics and solvents.</p>
3.	Promoting Pipeline Transportation	<p>BPCL is operating large Cross Country Pipelines network with total Pipelines lengths of approx. 3,537 km. Cumulative throughput of petroleum products in this financial year was 26.9 MMT against target of 26.4 MMT which is 102 % of the target. All Pipelines (Product and Crude) achieved highest ever cumulative throughput of 26.9 MMTPA which is 12.2% higher than achieved in FY 21-22</p>	<p>Pipelines reduced the stress on overworked rail and road infrastructure while reducing environmental consequences associated with rail and vehicle transportation. Presently, pipelines are the most sustainable mode of transportation and helps in reduction of approx. 75% of emissions as compared to rail transportation.</p>

S. No.	Initiative Undertaken	Details of the initiative (Web-link, if any, may be provided along-with summary)	Outcome of the initiative
4.	EV Mobility:	BPC has done contract with Servo tech, Delta and BHEL for supply of 30 kW (qty. = 1000) and 60 kW (qty. = 350) Chargers to provide EV charging stations at ROs. Primary thrust is on highways to develop Highway Fast Charging Corridors. 80 corridors have already been launched covering more than 32,000 km distance on the highways. BPC has already set up over 700 EV Charging stations in the year 2022-23. A network of fast charging stations across country would address the discovery, range and time anxiety of EV customers and thus would lead to adoption of EVs by customers.	Retail has a target of setting up 2,400 EV Charging station in year FY 2023-24, developing 200 fast charging highway corridors. This will help in reduction of Scope 3 emissions and maintaining clean environment. The initiative would lead to reduction of tailpipe emissions.
5.	Battery Swapping stations (BSS):	Battery Swapping Stations are set up in alliances with the partners. Currently, BPC has partnered with RAC Energy, VoltUp and Bounce. In the alliance, the partner sets up the BSS at his cost. BPC negotiates the fee for revenue share on per swap basis with a fixed minimum amount. Presently Avg. km running of an Auto is about 80 Km in 4 batteries of 1.6 KW each.	<ul style="list-style-type: none"> <li>The initiative would lead in reduction of tail pipe emissions.</li> <li>The BSS are being set up in the cities, primarily catering to electric 3-wheelers.</li> <li>About 50 BSS are expected to be set up in year FY 2023-24 in Mumbai, Delhi, and Hyderabad.</li> </ul>

**9. Percentage of value chain partners (by value of business done with such partners) that were assessed for environmental impacts.**

NIL

**PRINCIPLE 7**

**Business, when engaging in influencing public and regulatory policy, should do so in a manner that is responsible and transparent**

**Essential Indicators**

**1. Trade/Industry Associations**

**a) Number of affiliations with trade and industry chambers/associations.**

BPCL is a member of several industrial and trade associations. Some of the major ones are listed below:

**b) List the top 10 trade and industry chambers/associations BPCL is a member of/affiliated to**

S. No.	Name of the trade and industry association/chamber	Reach of trade and industry association/ chamber (State/National)
i.	Centre for High Technology (CHT)	National
ii.	Oil Industry Development Board (OIDB)	National

S. No.	Name of the trade and industry association/chamber	Reach of trade and industry association/ chamber (State/National)
iii.	Federation of Indian Chambers of Commerce & Industry (FICCI)	National
iv.	Federation of Indian Petroleum Industry (FIPI)	National
v.	National Research Development Corporation (NRDC)	National
vi.	Society of Indian Automobile Manufacturers (SIAM)	National
vii.	The Advertising Standards Council of India	National
viii.	Confederation of Indian Industries (CII)	State and National
ix.	Standing Conference of Public Enterprises (SCOPE)	National
x.	World LPG Forum	International
xi.	Petroleum and Explosives Safety Organization (PESO)	National

**2. Provide details of corrective action taken or underway on any issues related to anti-competitive conduct by the entity, based on adverse orders from regulatory authorities**

Name of Authority	Brief of the Case	Corrective Action Taken
No such action taken/underway		

**Leadership Indicators**

**1. Details of public policy positions advocated by the entity**

Sr. No.	Public Policy Advocated	Method resorted to for advocacy Whether information	Whether information available in public domain (Yes/No)	Frequency of review by Board (Annually/Half-Yearly/quarterly/other-please specify)	Web link, if Board
Nil					

**PRINCIPLE 8**

**Businesses should promote inclusive growth and equitable development**

**Essential Indicators**

**1. Details of Social Impact Assessments (SIA) of projects undertaken by the entity based on applicable laws, in the current financial year.**

Nil

**2. Provide information on project(s) for which ongoing Rehabilitation and Resettlement (R&R) is being undertaken by your entity, in the following format.**

Sr. No.	Name of project for which R&R is ongoing	State	District	No. of project affiliated families (PAFs)	% of PAFs covered by R&R	Amount paid to PAFs in the FY (in INR)
Nil						

**3. The mechanisms to receive and redress grievances of the community**

Being a socially responsible organization, BPCL has been undertaking CSR projects/programs covering various focus areas such as health, education, women empowerment, vocational skill development, hygiene and sanitation, etc. for the benefits of the target beneficiaries/communities. Though there have been no grievances from these communities towards their CSR projects, however, BPCL ensures regular monitoring, evaluation and impact assessment studies of its CSR projects to keep a close watch on any grievances and address them, if any. The

feedback and problems captured during the assessments is taken into consideration and necessary steps are undertaken to ensure that the problem (if any) gets rectified.

#### 4. Percentage of input material (inputs to total inputs by value) sourced from suppliers:

Parameter	2022-23	2021-22
Directly sourced from MSME/small producers	36.66% (pan-BPCL)	28.8% (pan-BPCL)
Sourced directly from district/within districts	Not Available	Not Available

#### Leadership Indicators

##### 1. Provide details of actions taken to mitigate any negative social impacts identified in the Social Impact Assessments (Reference: Question 1 of Essential Indicators on the previous page)\*

Details of negative social impact identified	Corrective action taken
Nil	

##### 2. Provide the following information on CSR projects undertaken by your entity in designated aspirational districts as identified by government bodies:

Sr.No	State Name	Aspirational District	Amount Spent (in INR)
1	Assam	Darrang	1,46,64,930
2	Bihar	Begusarai	34,89,833
3	Bihar	Purnia	44,72,325
4	Gujarat	Narmada	22,89,713
5	Haryana	Nuh/Mewat	54,46,700
6	Kerala	Wayanad	4,66,181
7	Maharashtra	Gadchiroli	1,20,82,508
8	Multiple States	Gaya, Hailakandi, Chamba, Chanduali, Korba, Bokaro	20,33,136
9	Odisha	Bolangir	56,00,000
10	Tamil Nadu	Ramanathapuram	89,42,040
11	Telangana	Kumuram Bheem	86,28,358
<b>Grand Total</b>			<b>6,81,15,724</b>

In addition to above mentioned Expenditure, ₹ 2.86 crore spent on projects undertaken partially at Aspirational Districts/other districts.

#### 3. Procurement Reference

##### a) Do you have a preferential procurement policy where you give preference to purchase from suppliers comprising marginalized/vulnerable groups? (Yes/No)

BPCL abides by the Public Procurement Policy for MSEs Order 2012 and its subsequent amendments. During 2022-23, BPCL's total procurement value of Goods and Services, excluding Works Contracts, where MSEs could have participated was ₹ 8,736.65 crore whereas the actual procurement value from MSEs was ₹ 3,203.02 crore, i.e., an achievement of 36.66%

which exceeds the target of 25%. All high value tenders of BPCL were through online open tender route. General Conditions of Contract (GCC) and General Purchase Conditions (GPC) of all tenders have purchase preference clauses for MSEs. As per existing Public Procurement Policy for MSEs, participating MSEs are exempted from payment of EMDs in any tender. Further, out of the target of 25%, 4% of the total tender quantity is reserved for SC/ST Entrepreneurs in MSE category and 3% is reserved for Women Entrepreneurs in MSE category. BPCL completes the Public Procurement Policy for MSEs, which further states that in the event of failure of such

MSEs, owned by SC/ST or woman entrepreneurs, such quantity shall be met from other MSEs. BPCL also offered Trades Receivable Discounting Scheme (TReDS) to its MSE Vendors.

The procurement from MSME for the FY 22-23 are given below:

GeM procurement: ₹ 2,318.22 crore

Total procurement = ₹ 8,736.65 crore

Procurement from MSE = ₹ 3,203.02 crore, 36.66%

Procurement from MSE SC/ST = ₹ 109.37 crore, 1.25%

Procurement from MSE Women = ₹ 104.84 crore, 1.20%

**b) From which marginalized/vulnerable groups do you procure?**

Micro & Small Enterprises (MSE), (MSMEs), MSE (SC/ST, Women), Start-ups

**c) What percentage of total procurement (by value) does it constitute?**

Directly sourced from MSME/small producers in FY 2022-23 - 36.66% which is equal to ₹ 3,203.02 crore

**4. Details of the benefits derived and shared from the intellectual properties owned or acquired by your entity (in the current financial year), based on traditional knowledge:**

Sr. No.	Patent Title	Details of the benefits derived and shared from the intellectual properties owned or acquired by your entity (in the current financial year), based on traditional knowledge	Details of corrective actions taken or underway, based on any adverse order in intellectual property related disputes wherein usage of traditional knowledge is involved
1	A Domestic Cooking Stove for combustion of LPG Fuel with High Thermal Efficiency, Application No RU 2022117316, Russia dt. 27.06.2022, Grant No.2792617 dt. 22.03.2023	We have filed the patent in Russia, and this is the extension of an Indian Patent. We have plan to export the Bharat Hi-Star Stove in Russia. From Indian Patent, BPCL has earned INR 2 crore revenue generation	NA
2	Prediction of refining characteristics of oil - US Application # 14/005, 425 dated September 16, 2013/ Patent No. US9846,147 B2 dt.19.12.2017	INR 22 crore on account of usage of BPMARRK software for crude characterisation on real-time basis	NA
3	Prediction of Crude Oil Blend Compatibility and Blend Optimisation for Increasing Heavy Oil Processing, US Application No. 15/937, 396 Dt. 27.03.2018, Patent No. US 10,365,263 B1 dated 30.07.2019	INR 4.74 crore on account of Crude oil selection and CDU health monitoring during FY 2022-23	NA

**5. Details of corrective actions taken or underway, based on any adverse order in intellectual property related disputes wherein usage of traditional knowledge is involved.**

NA

## 6. Details of beneficiaries of CSR Projects:

Sr. No.	CSR Project	Amount of money spent in CR	No. of persons benefitted from CSR projects (Approx.)	% of beneficiaries from vulnerable and marginalized groups (Approx.)
	Health & Sanitation	87.23	9,57,261	63%
	Education	19.1	33,293	88%
	Environmental Sustainability	1.13	15,744	100%
	Skill Development	1.76	1,684	100%
	Community Development and Others	19.45	52,748	72%

\*BPCL'S CSR projects are undertaken to improve the quality-of-life of community. The final number of persons benefitted shall be reported in our Sustainability report 22-23.

## PRINCIPLE 9

**Businesses should engage with and provide value to their consumers in a responsible manner**

### Essential Indicators

#### 1. Describe the mechanisms in place to receive and respond to consumer complaints and feedback

Customer satisfaction is a crucial pillar of BPCL's progress and success, with the goal of offering consistent service and high-quality products. Client happiness is not a destination for BPCL; it is a journey that ensures customer retention, convenience, and increasing satisfaction while making the contact process smooth at every touch point. BPCL rural marketplace initiative named as "Umang", is an initiative which provide a wide range of services round the clock to the rural population. BPCL launched an AI-enabled chatbot, named Urja, to provide its customers with a platform for seamless self-service experience and faster resolution of queries/issues.

URJA is the first such chatbot in the oil and gas industry in India and is currently supporting 13 languages. BPCL has implemented Customer Care Smart Line (1800-22 4344), a single window system to listen to queries, suggestions, feedback, and compliments related to any of our products and offerings. SmartLine is our all India contact centre for consumers across six marketing SBUs i.e., Retail (Petrol Pumps), LPG, Lubes, I&C, Aviation and Gas. Smart Line also functions as a 24x7 Emergency Helpline (Gas Leakage) to provide immediate assistance. This toll-free number is a direct connect between our customers and field teams through which customers can connect with BPCL anytime. The system is so configured that an SMS/Email confirmation is triggered at the time of registration and closure of a customer interaction.

#### No of interactions in FY 2022-23

Complaint	Feedback	Appreciation	Query	Reminder	Suggestion	Overall Result	Resolutions	Balance
4,55,565	173	488	8,26,434	87	919	12,83,666	12,82,726	940

99.92% interactions were resolved with an average closure time of one day. Balance complaints were addressed subsequently and closed satisfactorily.

#### 2. Turnover of products and/services as a percentage of turnover from all products/service that carry information about:

<b>Environmental and social parameters relevant to the product</b>	Nil
<b>Safe and responsible usage</b>	Material safety data sheet (MSDS) published online and also informed time to time to all stakeholders for safe handling of material during transit/Use.



<b>Recycling and/or safe disposal</b>	100% Safe disposal of the product is either through EPR or as mentioned in MSDS/ISO standards
---------------------------------------	-----------------------------------------------------------------------------------------------

### 3. Number of consumer complaints:

	FY 2022-23		Remarks	FY 2021-22		Remarks
	Received during the year	Pending resolution at end of year		Received during the year	Pending resolution at end of year	
<b>Advertising</b>	NIL	NIL	NIL	NIL	NIL	NIL
<b>Delivery of essential services</b>	NIL	NIL	NIL	NIL	NIL	NIL
<b>Restrictive Trade Practices</b>	NIL	NIL	NIL	NIL	NIL	NIL
<b>Unfair Trade Practices</b>	NIL	NIL	NIL	NIL	NIL	NIL
<b>Other</b>	NIL	NIL	NIL	NIL	NIL	NIL

### 4. Details of instances of product recalls on accounts of safety issues.

	Number	Reasons for Recall
<b>Voluntary recalls</b>	Nil	NA
<b>Forced recalls</b>	Nil	NA

### 5. Does the entity have a framework/policy on cyber security and risks related to data privacy? (Yes/No) If available, provide a web-link of the policy.

Yes <http://www.bharatpetroleum.in/images/files/BPCL%20-%20Privacy%20Policy%20-%20Corporate%20Website.pdf>

### 6. Provide details of any corrective actions taken or underway on issues relating to advertising and delivery of essential services; cyber security and data privacy of customers; re-occurrence of instances of product recalls; penalty/action taken by regulatory authorities on safety of products/services.

There are no corrective actions taken or underway on issues relating to cyber security and data privacy of customers.

### Leadership Indicators

#### 1. Channels/platforms where information on products and services of the Company can be accessed

Product-related information can be accessed through <https://bharatpetroleum.in>

### 2. Steps taken to inform and educate consumers, especially vulnerable and marginalised consumers, about safe and responsible usage of products and services

- LPG Panchayats organised in rural areas
- LPG Safety Clinics are organised across business unit on All India basis
- Slides/Videos on Safety played in Cinema Halls
- Slides at Public places like Bus Stands, Railway Stations, Metro, Airports
- Placing Stickers in the kitchen of consumers regarding 1906 (Leakage call centre)
- Specialised Surveys, such as Lubricant Surveys
- Media i.e., print, TV, SMS, and banners/posters
- Critical instructions are also printed on body/cover of products such as LPG, lubricants, etc.

A major initiative is the SAKSHAM initiative by BPCL, under which various awareness campaigns, competitions, dialogues, and consultations are undertaken with customers, employee, dealers' representatives to promote sustainable consumption behaviour.



For bulk customers, technical workshops, technical seminars, product related trainings, demonstrations and meetings are organised to educate on safety and product quality assurance measures regularly.

**3. Mechanisms in place to inform consumers of any risk of disruption/discontinuation of essential services.**

BPCL has a well-established contact mechanism with bulk/retail customers, through its offices as well as channel partners, regarding information dissemination on product availability or disruption. The company also uses avenues like press, media/social media/app platforms/SMS and notices on physical locations to notify end-users.

**4. Does the entity display product information on the product over and above what is mandated as per local laws? If yes, provide details in brief.**

Bulk supply products will not have any label but every product depending on their PESO class will be transported by respective PESO class of tank lorries with Emergency Information painted on Hydrocarbon Road Tankers is called HAZCHEM.

Besides, BPCL displays product information prominently on the lubricant product package label wherever feasible. The information provided on the product labels are as per National/International Standards as applicable e.g., BIS, API, DIN. etc. Another feature has also been added on lubricant label i.e., QR Code to trace and track the product movement.

**5. Did your entity carry out any survey with regard to consumer satisfaction relating to the major products/services of the entity, significant locations of the entity or the entity as a whole? (Yes/No)**

BPCL-CCS has not undertaken any structured survey during the year 2022-23. As part of business-as-usual operations, BPCL's business units collate customer feedback through various channels on a regular basis. BPCL has consistently strived to set new benchmarks in customer service standards, thereby meeting customer expectations by consistently

providing convenience, services, and resolving any grievances through a well-defined mechanism.

Customer Engagement Platform (CEP) is a unified platform that enables Business Units and Entities to have a single view of the customer across the business termed "Hello BPCL." It serves as a one-stop solution for all BPCL customers' sales and service needs, from one-click ordering of LPG to B2B sales, payments, customer service, loyalty, and rewards.

BPCL has shown undeterred customer focus by channelizing the field force to deliver a positive customer experience. Sales Buddy – a customer relationship management platform powered by Salesforce has been deployed for internal employees. This platform intends to transcend customer centricity across the entire customer journey. It allows BPCL field force to develop customer connections, manage an ever-growing customer base, and nurture prospects/leads through an organized/guided process, thereby establishing long-term, highly profitable customer relationships.

BPCL has also set up multiple customer service automated platforms to enhance and optimize its customer interactions. An Integrated Messaging Platform was launched to power omni-channel conversations with customers across all Business Units. Accordingly, BPCL launched conversational Artificial Intelligence (AI) chatbot, "Urja". It enabled the customers to chat in 13 different languages and is available on WhatsApp and BPCL Website.

**5. Provide the following information relating to data breaches:**

**a) Number of instances of data breaches along with impact**

NIL

**b) Percentage of data breaches involving personally identifiable information of customers:**

NIL

## ANNEXURE-E

### COMMENTS OF THE COMPTROLLER AND AUDITOR GENERAL OF INDIA

**COMMENTS OF THE COMPTROLLER AND AUDITOR GENERAL OF INDIA UNDER SECTION 143(6)(b) OF THE COMPANIES ACT, 2013 ON THE FINANCIAL STATEMENTS OF BHARAT PETROLEUM CORPORATION LIMITED FOR THE YEAR ENDED MARCH 31, 2023**

The preparation of financial statements of Bharat Petroleum Corporation Limited for the year ended March 31, 2023 in accordance with the financial reporting framework prescribed under the Companies Act, 2013 (Act) is the responsibility of the management of the company. The statutory auditors appointed by the Comptroller and Auditor General of India under section 139 (5) are responsible for expressing opinion on the financial statements under section 143 of the Act based on independent audit in accordance with the standards on auditing prescribed under section 143(10) of the Act. This is stated to have been done by them vide their Audit Report dated **May 22, 2023**.

I, on behalf of the Comptroller and Auditor General of India, have conducted a supplementary audit of the financial statements of Bharat Petroleum Corporation Limited for the year ended March 31, 2023 under section 143(6)(a) of the Act. This supplementary audit has been carried out independently without access to the working papers of the statutory auditors and is limited primarily to inquiries of the statutory auditors and company personnel and a selective examination of some of the accounting records.

On the basis of my supplementary audit nothing significant has come to my knowledge which would give rise to any comment upon or supplement to statutory auditors' report under section 143(6)(b) of the Act.

For and on the behalf of the  
Comptroller & Auditor General of India

Sd/-  
**C.M.Sane**  
Director General of Commercial Audit, Mumbai

Place: Mumbai  
Date: 21<sup>st</sup> July, 2023

## COMMENTS OF THE COMPTROLLER AND AUDITOR GENERAL OF INDIA

<p><b>COMMENTS OF THE COMPTROLLER AND AUDITOR GENERAL OF INDIA UNDER SECTION 143(6)(b) READ WITH SECTION 129 (4) OF THE COMPANIES ACT, 2013 ON THE CONSOLIDATED FINANCIAL STATEMENTS OF BHARAT PETROLEUM CORPORATION LIMITED FOR THE YEAR ENDED MARCH 31, 2023</b></p>	<p>The preparation of consolidated financial statements of Bharat Petroleum Corporation Limited for the year ended March 31, 2023 in accordance with the financial reporting framework prescribed under the Companies Act, 2013 (Act) is the responsibility of the management of the company. The statutory auditors appointed by the Comptroller and Auditor General of India under section 139 (5) read with section 129 (4) of the Act are responsible for expressing opinion on the financial statements under section 143 read with section 129 (4) of the Act based on independent audit in accordance with the standards on auditing prescribed under section 143(10) of the Act. This is stated to have been done by them vide their Audit Report dated <b>May 22, 2023</b>.</p> <p>I, on behalf of the Comptroller and Auditor General of India, have conducted a supplementary audit under section 143(6)(a) read with section 129(4) of the Act of the consolidated financial statements of Bharat Petroleum Corporation Limited for the year ended March 31, 2023. We conducted a supplementary audit of the financial statements of (Annexure-I) but did not conduct supplementary audit of the financial statements of (Annexure-II) for the year ended on that date. Further, section 139(5) and 143 (6)(a) of the Act are not applicable to (Annexure-III) being private entities incorporated in Foreign countries under the respective laws, for appointment of their Statutory Auditor and for conduct of supplementary audit. Accordingly, Comptroller and Auditor General of India has neither appointed the Statutory Auditors nor conducted the supplementary audit of these companies. This supplementary audit has been carried out independently without access to the working papers of the statutory auditors and is limited primarily to inquiries of the statutory auditors and company personnel and a selective examination of some of the accounting records.</p> <p>On the basis of my supplementary audit nothing significant has come to my knowledge which would give rise to any comment upon or supplement to statutory auditors' report under section 143(6)(b) of the Act.</p>
------------------------------------------------------------------------------------------------------------------------------------------------------------------------------------------------------------------------------------------------------------------------	-------------------------------------------------------------------------------------------------------------------------------------------------------------------------------------------------------------------------------------------------------------------------------------------------------------------------------------------------------------------------------------------------------------------------------------------------------------------------------------------------------------------------------------------------------------------------------------------------------------------------------------------------------------------------------------------------------------------------------------------------------------------------------------------------------------------------------------------------------------------------------------------------------------------------------------------------------------------------------------------------------------------------------------------------------------------------------------------------------------------------------------------------------------------------------------------------------------------------------------------------------------------------------------------------------------------------------------------------------------------------------------------------------------------------------------------------------------------------------------------------------------------------------------------------------------------------------------------------------------------------------------------------------------------------------------------------------------------------------------------------------------------------------------------------------------------------------------------------------------------------------------------------------------------------------------------------------------------------------------------------------------------------------------------------------------------------------------------------------------------------------------------------------------------------------------------------------------------------

For and on the behalf of the  
Comptroller & Auditor General of India

Sd/-

**C.M.Sane**

Director General of Commercial Audit, Mumbai

Place: Mumbai

Date: 21<sup>st</sup> July, 2023

Annexure-I Audit Conducted	Annexure-II Audit Not Conducted		Annexure-III Audit Not Applicable
	Accounts Received and NRC issued/being issued	Accounts not received	
<b>(A) Subsidiaries:</b>	<b>(A) Subsidiaries:</b>		<b>(A) Subsidiaries:</b>
Bharat PetroResources Limited	Nil	Nil	Nil
<b>(B) Joint Ventures:</b>	<b>(B) Joint Ventures:</b>		<b>(B) Joint Ventures:</b>
Delhi Aviation Fuel Farm Facility Private Limited	Goa Natural Gas Private Limited	Nil	Matrix Bharat Pte Ltd.
Sabarmati Gas Limited	Ratnagiri Refinery & Petrochemical Ltd		Bharat Stars Services Pvt. Ltd.
Mumbai Aviation Fuel Farm Facility Pvt Ltd	Haridwar Natural Gas Private Limited		
Kochi Salem Pipeline Private Limited			
Central UP Gas Limited			
Maharashtra Natural Gas Limited			
BPCL-KIAL Fuel Farm Facility Private Limited			
IHB Ltd			
<b>(C) Associates:</b>	<b>(C) Associates:</b>		<b>(C) Associates:</b>
GSPL India Gasnet Ltd.	Nil	Nil	Petronet LNG Limited
GSPL India Transco Ltd.			Fino Paytech Limited
Indraprastha Gas Limited			Kannur International Airport Limited

## ANNEXURE F - Details of pending C&AG Audit paras

Sr. No.	Particulars	Audit Report Para No.	Management Response
1	Irregular Payment of Stagnation Relief	Report No. 24 of 2009-10, Para No. 11.4.1	The one-time stagnation relief of ₹4.58 Crore for the period Jan. 2002 to Dec. 2006 was allowed with the approval of Board of Directors in the background of an exceptional & peculiar industrial relations scenario and it is neither considered for any consequential benefits nor for the purpose of 2007 pay revision.
2	Irregular payment towards encashment of Half Pay Leave/ Earned Leave/Sick Leave as well of Employers share of EPF Contribution on Leave encashment	Report No. 21 of 2015, Para No. 8.1	With respect to encashment of Half Pay Leave/Earned Leave/Sick Leave at the time of superannuation/separation, an amount of ₹17.64 Crore over and above the ceiling of 300 days was paid by BPCL. DPE has empowered CPSEs to frame their leave rules vide its OM dated 03.08.2017 w.e.f 01.01.2017. BPCL is, thus, in compliance of DPE guidelines w.e.f. 01.01.2017 and onwards. Further, w.r.t recovery for the past period, DoPT O.M. dated 02.03.2016 stated that recoveries from separated employees are impermissible in law in view of Supreme Court judgement. Employers share of EPF Contribution on Leave encashment is not applicable to BPCL.
3	Extension of credit facility to a defaulter company without security led to non-recovery of ₹23.50 Crore	Report No. 15 of 2016, Para No. 1.1	BPCL had entered into Fuel supply agreement (FSA) with Kasargod Power Corporation Private Limited (KPCPL) which inter alia contained clauses on Liquidated damages for minimum offtake quantity and interest on delayed payment. On payment defaults by KPCPL and disallowance of concessional sales tax, BPCL filed arbitration petition to demand the outstanding amounts. While arbitration panel awarded claim towards fuel related payments, interest on delayed payment and tax liabilities in favour of BPCL, it denied amount payable towards shortfalls in minimum offtake quantity as per FSA. Aggrieved by the arbitration order, BPCL as well as KPCPL filed appeal in Commercial Court, Ernakulam, Kerala. The appeals are still pending for disposal.



Sr. No.	Particulars	Audit Report Para No.	Management Response
4	Undue Benefit extended to the executives in the form of shift allowance amounting to ₹ 22.17 Crore	Report No. 9 of 2017, Para No. 18.2	Oil & Gas Central Public Sector Enterprises fall under “Public Utility Service” under the Industrial Disputes Act, 1947. Further, Oil refining operations/Petrochemical industries are identified as a hazardous process under the Factories Act, 1948. The expenses on shift duty are thus in the nature of operational expenses being paid for inconvenience caused due to odd hours of work which affects the body's "circadian clock". 3 <sup>rd</sup> PRC recommendation had also viewed that compensation/reimbursement towards such work related/administrative expenditure should not be treated as perks/allowances of individual executives/non-unionized supervisors and should be considered outside the purview of recommended ceiling on perks and allowances.
5	Irregular payment in contravention of DPE guidelines	Report No. 11 of 2018, Para 9.2	Mementos worth ₹20,000 were distributed by BPCL to its employees for celebration of various landmark milestones achieved. The amount has since been recovered from all the staff and the same has been communicated to MOP&NG vide letter dated 25.10.2021 for onward submission to C&AG.
6	Irregular expenditure on employee under long service award scheme in contravention of Ministry’s guidelines.	Report No. 13 of 2019, Para 6.1	Long Service Award (LSA) was introduced based on DPE guidelines of 14.02.1983 in terms of which there is no objection in honouring the employees on completion of meritorious service milestones. Though, there was a prohibition on CPSEs for giving away commemorative awards in cash or kind on company specific milestones, DPE drew a clear distinction between awarding the long service rendered by the employee and milestones achieved by the Company. Hence, there is no contravention of any DPE guidelines.
7	Implementation of De-regulation of pricing of Petroleum products <ul style="list-style-type: none"> <li>• Lack of automation of ROs/sustained connectivity,</li> <li>• change of prices by dealers, lower Inspection of ROs by OMCs</li> </ul>	Report No. 18 of 2020, Para 9.4	As of May 1, 2023, 19,122 retail outlets (ROs) are automated with robust and wireless automation systems. These automated ROs are equipped with VSAT/Broadband/SIM. Further, Wireless FCC which has a GSM SIM card for back-up connectivity is available at automated ROs. Automation of remaining and new ROs is a continuous process which is being carried out in timely manner. BPCL has implemented Interlocks system in ROs preventing further sales if retail selling price is not automatically changed. This Interlock has been implemented at 17,831 ROs (as on May 1, 2023). Necessary internal guidelines have been issued on carrying out requisite no. of inspections and retail outlet inspection report has been suitably modified to capture price change logs.

Sr. No.	Particulars	Audit Report Para No.	Management Response
8	Avoidable expenditure of ₹ 16.93 crore due to delay in renewal of lease	Report No. 33 of 2022, Para 2.1	<p>BPCL had taken land on lease from Kolkata Port Trust (KoPT) for Haldia installation. In 2009, there was a sudden escalation in the rental by KoPT, which was disputed by BPCL as the demand was not in line with the TAMP notification and continued to pay at the old rates. After due approvals from BPCL's Management and KPT's Managements, final payment was made on 30.11.2018.</p> <p>The avoidable expenditure of ₹ 16.93 Crore. stated in the report contains unavoidable expenditure due to implication of rate change and taxes.</p> <p>In line with the CAG Suggestions, system improvements/modifications has been carried out for timely settlement of such issues.</p>
9	Supply Logistics Operations of MS, HSD and LPG in Oil Marketing Companies	Report No. 13 of 2022 (Performance Audit)	Appropriate response to the points pertaining to BPCL has been submitted to Ministry of Petroleum and Natural Gas for necessary action at their end.



# ANNEXURE TO THE DIRECTORS' REPORT

## ANNEXURE G

### FORM NO. AOC-2

(Pursuant to clause (h) of sub-section (3) of Section 134 of the Act and Rule 8(2) of the Companies (Accounts) Rules, 2014)

**Form for disclosure of particulars of contracts/arrangements entered into by the company with related parties referred to in subsection (1) of section 188 of the Companies Act, 2013 including certain arm's length transactions under third proviso thereto.**

1. Details of contracts or arrangements or transactions not at arm's length basis								
Sr. No.	Name of the Related Party	Nature of Relationship	Nature of Contract/Arrangement/Transactions	Duration of the Contract/Arrangement/Transactions	Salient Terms of the Contracts/Arrangements/Transactions	Transaction Values in FY 2022-23 (₹ Crore)	Date of Board Approval	Amt Paid as Advances (₹ Crore)
NIL								
2. Details of material contracts or arrangement or transactions at arm's length basis								
Sr. No.	Name of the Related Party	Nature of Relationship	Nature of Contract/Arrangement/Transactions	Duration of the Contract/Arrangement/Transactions	Salient Terms of the Contracts/Arrangements/Transactions	Transaction Values in FY 2022-23 (₹ Crore)	Date of Board Approval	Amount Paid as Advances (₹ Crore)
NIL								

**Note:** The threshold for determining the material transaction has been considered in line with rule no. 15 (3) of Companies (Meetings of Boards and its powers) Rules, 2014.

**For and on behalf of the Board of Directors**

Sd/-

**G Krishnakumar**

Chairman & Managing Director

Place : Mumbai

Date : 22<sup>nd</sup> May 2023



## ANNEXURE H

### Disclosure as required under Regulation 34(3), Schedule V of the SEBI Listing Obligations and Disclosure Requirements Regulations, 2015

₹ in Crore

Particulars		Balance as on		Maximum Amount Outstanding during the period	
		31.03.2023	31.03.2022	2022-23	2021-22
a)	Loans and advances in the nature of Loans:				
	(i) To Subsidiary Companies				
	a) Bharat PetroResources Limited	455.00	2,190.00	2,190.00	2,190.00
	b) Bharat Oman Refineries Limited*	-	-	-	1,254.10
	(ii) To Joint Venture - Haridwar Natural Gas Private Limited	11.25	15.00	15.00	15.00
	(iii) To Firms/Companies in which directors are interested	-	-	-	-
b)	Investment by the loanee in the shares of BPCL and its subsidiary company	-	-	-	-

\*On acquisition of Stake from Joint Venture Partner OQ S.A.O.C., Joint Venture company Bharat Oman Refineries Limited (BORL) had become wholly owned subsidiary of BPCL w.e.f. June 30, 2021. Further, consequent to the merger of BORL with BPCL and in accordance with requirement of 'Ind AS 103-Business Combination', the financials of BORL have been merged with BPCL with effect from June 30, 2021. Accordingly, Loans and Advances for Financial Year 2021-22 has been restated on account of merger of BORL from the date of obtaining control i.e. June 30, 2021.



## SECRETARIAL AUDIT REPORT For The Financial Year Ended March 31, 2023

[Pursuant to section 204(1) of the Companies Act, 2013 and Rule No. 9 of the Companies (Appointment and Remuneration of Managerial Personnel) Rules, 2014]

**To,**

**The Members,**

**Bharat Petroleum Corporation Limited,**

I have conducted the Secretarial Audit of the compliance of applicable statutory provisions and the adherence to good corporate governance practices by Bharat Petroleum Corporation Limited (hereinafter called 'the Company'). Secretarial Audit was conducted in a manner that provided me a reasonable basis for evaluating the corporate conducts/statutory compliances and expressing my opinion thereon.

Based on my verification of the Company's books, papers, minute books, forms and returns filed and other records maintained by the Company and also the information provided by the Company, its officers, agents and authorized representatives during the conduct of secretarial audit, I hereby report that in my opinion, the Company has during the audit period covering the financial year ended on March 31, 2023 complied with the statutory provisions listed hereunder and also that the Company has proper Board process and compliance mechanism in place to the extent, in the manner and subject to the reporting made hereinafter.

I have examined the books, papers, minute books, forms and returns filed and other records maintained by Bharat Petroleum Corporation Limited for the financial year ended on March 31, 2023 according to the provisions of:

- (i) The Companies Act, 2013 (the Act) and the rules made thereunder;
- (ii) The Securities Contracts (Regulation) Act, 1956 ('SCRA') and the rules made thereunder;
- (iii) The Depositories Act, 1996 and the Regulations and Bye-laws framed thereunder;
- (iv) Foreign Exchange Management Act, 1999 and the rules and regulations made thereunder to the extent of Foreign Direct Investment (FDI), Overseas Direct Investment (ODI) and External Commercial borrowing (ECB). As informed by the management, the Company does not have any FDI, ODI and ECB.
- (v) The following Regulations and Guidelines prescribed under the Securities and Exchange Board of India Act, 1992 ('SEBI ACT'):
  - (a) The Securities and Exchange Board of India (Substantial Acquisition of Shares and Takeovers) Regulations, 2011;
  - (b) The Securities and Exchange Board of India (Prohibition of Insider Trading) Regulations, 2015; and
  - (c) The Securities and Exchange Board of India (Issue and Listing of Non-Convertible Securities) Regulations, 2021;
  - (d) The Securities and Exchange Board of India (Share Based Employee Benefits) Regulations, 2014 and Securities and Exchange Board of India (Share Based Employee Benefits and Sweat Equity) Regulations, 2021.

I report that during the year under review, there was no action/event in pursuance of –

- (a) The Securities and Exchange Board of India (Issue of Capital and Disclosure Requirements) Regulations, 2018;
- (b) The Securities and Exchange Board of India (Delisting of Equity shares) Regulations, 2021;
- (c) The Securities and Exchange Board of India (Buy-back of Securities) Regulations, 2018;

- (d) The Securities and Exchange Board of India (Registrar to an Issue and Share Transfer Agents) Regulations, 1993 regarding the Companies Act and dealing with the client.
- (vi) Based on the certificate given by the Company Secretary of the Company, it appears that the following Acts/Guidelines are specifically applicable to the Company:
- (a) Oil fields (Regulation and Development) Act, 1948;
  - (b) The Petroleum Act, 1934;
  - (c) Mines and Minerals (Regulation and Development) Act, 1957;
  - (d) Petroleum and Minerals Pipelines (Acquisition of Right of User Inland) Act, 1962;
  - (e) Oil Mines Regulations, 1984;
  - (f) Petroleum & Natural Gas Rules, 1959;
  - (g) Petroleum Rules, 2002;
  - (h) The Oil Industry (Development) Act, 1974;
  - (i) The Energy Conservation Act, 2001;
  - (j) Petroleum & Natural Gas Regulatory Board Act, 2006;
  - (k) Petroleum & Mineral Pipelines (Acquisition of Rights of User in Land) Act, 1962.
- (iii) Guidelines on Corporate Governance for Central Public Sector Enterprises, 2010 as issued by the Department of Public Enterprises, Government of India ('DPE Guidelines').

During the year under review, the Company has complied with the provisions of the Act, Rules, Regulations, Guidelines, Standards, etc. mentioned above.

I further report that the compliance by the Company of applicable financial laws like direct and indirect tax laws has not been reviewed in this audit since the same has been subject to review by statutory financial auditor and other designated professionals.

I further report that –

- The Board of Directors of the Company is constituted with proper balance of Executive Directors, Non-Executive Directors and Independent Directors.
- The changes in the composition of the Board of Directors that took place during the year under review were carried out in compliance with the provisions of the Act.
- Adequate notice is given to all directors to schedule most of the Board Meetings, agenda and detailed notes on agenda were sent at least seven days in advance and a system exist for seeking and obtaining further information and clarifications on the agenda items before the meeting and for meaningful participation at the meeting.
- As per the minutes of the meeting duly recorded and signed by the chairman, decisions of the Board were unanimous and no dissenting views have been recorded.

I have also examined compliance with the applicable clauses of the following:

- (i) Secretarial Standards with regard to the Meetings of the Board of Directors (SS-1) and General Meetings (SS-2) issued by 'The Institute of Company Secretaries of India';
- (ii) SEBI (Listing Obligations and Disclosure Requirements) Regulations, 2015 read with Listing Agreement entered into by the Company with the Stock Exchanges; and

I further report that there are adequate systems and processes in the Company commensurate with the size and operation of the Company to monitor and ensure compliance with applicable laws, rules, regulations and guidelines.

I further report that during the audit period, there was no event occurred having a major bearing on the Company's affairs in pursuance to the laws, rules, regulations, guidelines, standards, etc. referred to above except –

- (1) By an Order bearing No. 24/5/2021-CL-III dated 22/06/2022 passed by the Ministry of Corporate Affairs, Bharat Oman Refineries Ltd., a wholly owned subsidiary of the Company, was amalgamated with the Company, effective from 01/07/2022 being the date on which the said Order was filed with the Registrar of Companies.
- (2) By an Order bearing No. 24/2/2021-CL-III dated 08/08/2022 passed by the Ministry of Corporate Affairs, Bharat Gas Resources Ltd., a wholly owned subsidiary of the Company, was amalgamated with the Company, effect from 16/08/2022 being the date on which the said Order was filed with the Registrar of Companies.

- (3) The Company has raised ₹ 935.61 crore on March 17, 2023 through Private Placement of unsecured, listed, rated, non-cumulative, redeemable, non-convertible, taxable debentures at a coupon of 7.58% p.a. payable annually with a maturity period of 3 years.
- (4) Redemption of 7,500 unsecured, redeemable, non-cumulative, non-convertible, taxable debentures of ₹ 10 lakh each (Series 1) for total of ₹ 750 crore and delisting thereof from the BSE Ltd. and National Stock Exchange of India Ltd.

Sd/-  
**(U.C. SHUKLA)**  
COMPANY SECRETARY  
FCS: 2727/CP: 1654

UDIN: F002727E000683330  
Peer Review Certificate No. 1882/2022  
Date: July 26, 2023  
Place: Mumbai

## ANNEXURE A

To,  
**The Members,**  
**Bharat Petroleum Corporation Limited,**

My report of even date is to be read with this letter.

1. Maintenance of secretarial record is the responsibility of the management of the Company. My responsibility is to express an opinion on these secretarial records based on my audit.
2. I have followed the audit practices and processes as were appropriate to obtain reasonable assurance about the correctness of the contents of the secretarial records. The verification was done on the test basis to ensure that correct facts are reflected in secretarial records. I believe that the process and practices, I followed, provide reasonable basis for my opinion.
3. I have not verified the correctness and appropriateness of financial records and books of accounts of the Company.

4. Wherever required, I have obtained the management representation about the compliance of the laws, rules and regulations and happening of events etc.
5. The compliance of the provisions of corporate and other applicable laws, rules, regulations and standards is the responsibility of the management. My examination was limited to the verification of procedure on test basis.
6. The secretarial audit report is neither an assurance as to future viability of the Company nor of the efficacy or effectiveness with which the management has conducted the affairs of the Company.

Sd/-  
**(U.C. SHUKLA)**  
COMPANY SECRETARY  
FCS: 2727/CP: 1654

Place: Mumbai  
Date: July 26, 2023



## PERFORMANCE PROFILE

Particulars	2022-23	2021-22*	2020-21	2019-20	2018-19	2017-18	2016-17	2015-16	2014-15	2013-14
<b>1. Refinery Thruput (TMT)</b>										
Imported	35,556	32,331	22,746	27,447	26,139	23,795	20,421	18,028	17,661	16,761
Indigenous	2,974	3,559	3,658	4,464	4,867	4,746	4,970	6,087	5,694	6,590
<b>TOTAL</b>	<b>38,530</b>	<b>35,890</b>	<b>26,404</b>	<b>31,911</b>	<b>31,006</b>	<b>28,541</b>	<b>25,391</b>	<b>24,115</b>	<b>23,355</b>	<b>23,351</b>
<b>2. Production Quantity (TMT)</b>	<b>35,941</b>	<b>33,686</b>	<b>25,123</b>	<b>30,240</b>	<b>29,340</b>	<b>26,946</b>	<b>24,206</b>	<b>22,965</b>	<b>22,149</b>	<b>22,052</b>
Light Distillates %	32.08	32.96	35.05	30.99	28.85	29.50	30.05	28.90	27.93	29.19
Middle Distillates %	57.63	57.07	55.34	58.21	58.13	59.58	59.83	60.27	59.65	57.02
Heavy Ends %	10.29	9.97	9.61	10.80	13.02	10.93	10.12	10.83	12.42	13.78
<b>3. Fuel and Loss as % of Refinery Thruput**</b>	<b>6.2</b>	<b>5.9</b>	<b>4.9</b>	<b>5.2</b>	<b>5.4</b>	<b>5.6</b>	<b>4.7</b>	<b>4.8</b>	<b>5.2</b>	<b>5.6</b>
<b>4. Market Sales (MMT)</b>	<b>48.92</b>	<b>42.51</b>	<b>38.74</b>	<b>43.10</b>	<b>43.07</b>	<b>41.21</b>	<b>37.68</b>	<b>36.53</b>	<b>34.45</b>	<b>34.00</b>
<b>5. Petrochemicals Production &amp; (MT)</b>	<b>1,97,154</b>	<b>92,337</b>	-	-	-	-	-	-	-	-
<b>6. Lubricants Production (MT)</b>	<b>3,90,223</b>	<b>4,14,373</b>	<b>3,63,880</b>	<b>3,22,450</b>	<b>2,47,910</b>	<b>3,27,049</b>	<b>2,93,791</b>	<b>2,95,509</b>	<b>2,87,649</b>	<b>2,58,112</b>
<b>7. Market Participation %</b>	<b>25.0</b>	<b>24.7</b>	<b>24.4</b>	<b>24.5</b>	<b>24.5</b>	<b>23.8</b>	<b>22.8</b>	<b>22.9</b>	<b>23.3</b>	<b>23.5</b>
<b>8. Marketing Network</b>										
Installations	16	16	16	15	14	13	13	13	13	12
Depots	108	107	106	108	109	110	115	118	114	116
Aviation Service Stations	61	56	57	58	56	50	43	40	35	34
Total Tankages (Million KL)	4.25	4.02	3.86	3.95	4.02	3.95	3.70	3.60	3.52	3.49
Retail Outlets	21,031	20,063	18,637	16,234	14,802	14,447	13,983	13,439	12,809	12,123
LPG Bottling Plants	53	54	53	52	52	51	51	50	50	50
LPG Distributors	6,244	6,213	6,165	6,110	5,907	5,084	4,684	4,494	4,044	3,355
LPG Customers (No. Million)	91.79	89.39	85.53	83.42	78.33	66.63	60.60	50.6	45.8	41.2
<b>9. Manpower (Numbers)</b>	<b>8,713</b>	<b>8,594</b>	<b>9,251</b>	<b>11,249</b>	<b>11,971</b>	<b>12,019</b>	<b>12,484</b>	<b>12,623</b>	<b>12,687</b>	<b>13,214</b>
<b>10. Sales and Earnings (₹ Crore)</b>										
i) Sales and Other Income (excluding subsidy)	5,30,023	4,35,016	3,06,192	3,30,372	3,39,693	2,79,447	2,43,464	2,18,072	2,47,552	2,53,492
ii) Gross Profit before Depreciation, Interest, Exceptional items & Tax	13,140	21,655	21,475	9,721	14,948	14,772	13,430	12,801	10,515	9,555
iii) Depreciation	6,347	5,418	3,978	3,787	3,189	2,653	1,891	1,845	2,516	2,247
iv) Interest	3,216	2,209	1,328	2,182	1,319	833	496	565	583	1,359
v) Exceptional items (Income)/Expenses	1,360	(1,643)	(6,449)	1,081						
vi) Profit before Tax	2,217	15,671	22,618	2,671	10,440	11,286	11,043	10,391	7,416	5,949
vii) Tax	347	4,308	3,576	(12)	3,308	3,310	3,004	3,335	2,331	1,888
viii) Profit after Tax	1,870	11,363	19,042	2,683	7,132	7,976	8,039	7,056	5,085	4,061
<b>11. What the Company Owned (₹ Crore)</b>										
i) Gross Property, Plant and Equipment (including Right of use, Capital Work-in-Progress and investment property)	1,19,647	1,10,651	87,960	79,290	62,858	53,594	46,761	37,700	49,475	41,229
ii) Net Property, Plant and Equipment (including Right of use, Capital Work-in-Progress and investment property)	92,270	88,804	71,286	66,456	53,554	47,436	43,060	35,872	27,981	22,105
iii) Net Current Assets	594	(1,658)	5,064	3,604	4,866	878	151	(65)	(991)	9,584
iv) Non-Current Assets	13,136	14,275	18,253	18,950	15,436	15,693	14,672	11,283	11,463	10,671
Total Assets Net(ii+iii+iv)	1,06,000	1,01,421	94,603	89,010	73,856	64,007	57,883	47,090	38,453	42,360

## PERFORMANCE PROFILE (CONTD.)

Particulars	2022-23	2021-22*	2020-21	2019-20	2018-19	2017-18	2016-17	2015-16	2014-15	2013-14
<b>12. What the Company Owed (₹ Crore)</b>										
i) Share Capital <sup>@</sup>	2,129	2,129	2,093	1,967	1,967	1,967	1,311	656	723	723
ii) Other Equity	49,867	49,516	52,452	31,248	34,771	32,164	28,357	26,667	21,744	18,736
iii) Total Equity ( i+ii )	51,996	51,645	54,545	33,215	36,738	34,131	29,668	27,323	22,467	19,459
iv) Borrowings	35,855	33,615	26,315	41,875	29,099	23,351	23,159	15,857	13,098	20,322
v) Lease Liability	8,920	8,601	7,845	5,943	-	-	-	-	-	-
vi) Deferred Tax Liability (net)	7,068	5,866	4,472	5,967	6,169	4,956	3,502	2,622	1,708	1,361
vii) Non-Current Liabilities	2,161	1,694	1,426	2,010	1,850	1,569	1,554	1,288	1,180	1,218
Total Funds Employed (iii + iv + v +vi+vii)	1,06,000	1,01,421	94,603	89,010	73,856	64,007	57,883	47,090	38,453	42,360
<b>13. Internal Generation (₹Crore)</b>	8,229	3,828	17,231	1,133	7,449	8,759	4,723	6,516	5,989	4,586
<b>14. Value Added (₹Crore)</b>	35,458	42,298	47,465	25,703	30,888	28,318	25,903	24,885	20,569	20,855
<b>15. Earnings in Foreign Exchange (₹Crore)</b>	15,708	14,831	6,616	15,168	13,220	10,371	10,152	7,138	12,364	19,122
<b>16. Ratios</b>										
i) Gross Profit before Depreciation, Interest, Exceptional items & Tax as % of Sales and Other Income	2.5	5.0	7.0	2.9	4.4	5.3	5.5	5.9	4.1	3.5
ii) Profit after Tax as % of average Total Equity	3.6	21.4	43.4	7.7	20.1	25.0	28.2	28.3	24.3	22.5
iii) Gross Profit before Depreciation, Interest, Exceptional items & Tax as % of Average Capital Employed***	15.1	26.6	28.8	14.3	24.4	28.8	34.7	41.3	31.5	24.7
iv) Profit before Tax as % of Average Capital Employed***	2.5	19.2	30.3	3.9	17.0	22.0	28.5	33.5	22.2	15.4
v) Profit After Tax as % of Average Capital Employed***	2.1	13.9	25.5	3.9	11.6	15.6	20.7	22.8	15.2	10.5
vi) Debt Equity Ratio***	0.69	0.65	0.48	1.26	0.79	0.68	0.78	0.58	0.58	1.04
<b>17. Basic Earning per Share (₹)#</b>	8.78	53.41	96.44	13.64	36.26	40.55	40.87	35.88	23.44	18.72
<b>18. Diluted Earning per Share (₹)#</b>	8.78	53.41	96.12	13.64	36.26	40.55	40.87	35.88	23.44	18.72
<b>19. Book Value per Share (₹)#</b>	244.18	242.53	260.62	168.87	186.78	173.53	150.84	138.92	103.57	89.70
<b>20. Dividend ^</b>										
i) Percentage	40	160	790	165	190	210	325	310	225	170
ii) Amount (₹Crore)	868	3,471	17,137	3,579	4,122	4,555	4,700	2,242	1,627	1,229

Note: The figures from 2015-16 onwards are as per Indian Accounting Standards.

\* Details have been re-stated to give effect of merger of Bharat Oman Refineries Limited (BORL) and Bharat Gas Resources Limited (BGRL).

\*\* The figures of Fuel & Loss reported do not include the external fuel used in Refineries.

\*\*\* Excluding Lease liabilities as per Ind AS 116.

& Consists of Acrylic Acid, N Butanol, ISO Butanol, 2 Ethyl Hexanol, Super Absorbent Polymer, Butyl Acrylate and 2 Ethyl Hexyl Acrylate.

@ The share capital from 2015-16 onwards is after adjustment of "BPCL Trust for Investment in Shares" and "BPCL ESPS Trust".

# Adjusted for bonus shares issued.

^ Dividend includes proposed dividend.

## SOURCES AND APPLICATION OF FUNDS

₹ in Crore

Particulars	2022-23*	2021-22	2020-21	2019-20	2018-19	2017-18	2016-17	2015-16	2014-15	2013-14
<b>SOURCES OF FUNDS</b>										
<b>OWN</b>										
Profit after Tax	1,870	8,789	19,042	2683	7,132	7,976	8,039	7,056	5,085	4,061
Foreign Exchange Gain credited to Foreign Currency Monetary Item Translation Difference Account (Net of amortisation)	-	-	-	29	-	-	286	-	-	184
Capital Grants received/(reversed) (Net of amortisation)	-	-	-	-	(40)	(78)	-	-	3	5
Adjustment on account of Transitional Provisions	6,347	4,754	3,978	3,787	3,189	2,653	1,888	1,838	2,524	2,247
Depreciation	-	-	-	-	-	-	-	-	-	262
Investment (net)	-	-	-	-	-	-	-	-	-	(295)
Deferred Tax Provision	1,202	411	(1,496)	(202)	1,213	1,454	880	588	347	(295)
Equity instruments through OCI	37	309	136	(313)	(64)	(15)	183	(182)	-	-
Income from "BPCL Trust for Investment in Shares" & "BPCL ESPS Trust"	22	260	323	496	364	297	526	260	-	-
Proceeds from issue of equity shares by "BPCL Trust for Investment in Shares"	-	-	5,512	-	-	-	-	-	-	-
Proceeds from allotment of equity Shares to employees on account of "BPCL ESPS Scheme"	-	462	-	-	-	-	-	-	-	-
Employee Stock option Granted	-	77	941	-	-	-	-	-	-	-
Remeasurement of defined benefit plan	(277)	(21)	(68)	(185)	(138)	24	(51)	(93)	-	-
<b>BORROWINGS</b>										
Loans (net)	2,240	-	-	1,277/6	5,749	191	7,302	2,864	-	-
Lease Liability	320	749	1,902	594/3	-	-	-	-	-	-
Deposits for container	611	803	626	911	1,881	1,405	1,695	1,124	1,183	904
Decrease in current/non current items	-	9,390	-	-	-	-	-	-	9,533	3,109
Adjustment on account of Deletion/Re-classification, etc.	217	187	157	254	139	147	52	38	(28)	19
<b>Total</b>	<b>12,589</b>	<b>26,171</b>	<b>31,053</b>	<b>26,179</b>	<b>19,426</b>	<b>14,056</b>	<b>20,800</b>	<b>13,493</b>	<b>18,647</b>	<b>10,496</b>
<b>APPLICATION OF FUNDS</b>										
Capital Expenditure	8,228	5,337	6,532	9,810	9,633	7,123	9,128	9,946	8,494	5,553
Right of Use Asset	1,802	1,144	2,148	7,231	-	-	-	-	-	-
Addition in Net Block of assets due to PCCCL merger	-	-	-	-	96	140	-	-	-	-
Foreign Exchange loss debited to Foreign Currency Monetary Item Translation Difference Account (including amortisation)	-	-	-	-	-	-	-	-	106	157
Dividend (incl interim dividend)	1,302	14,751	4,555	5,315	3,905	3,182	5,640	2,784	1,827	1,229
Tax on distributed profits	-	-	-	919	648	420	998	497	294	197
Repayment of Loans (net)	-	2,192	15,560	-	-	-	-	-	7,224	3,517
Investment (net)	1,094	2,748	1,138	149	770	1,025	1,790	12	851	-
Increase in current/non current items	163	-	1,120	2,755	4,374	2,113	3,244	148	-	-
<b>Total</b>	<b>12,589</b>	<b>26,171</b>	<b>31,053</b>	<b>26,179</b>	<b>19,426</b>	<b>14,056</b>	<b>20,800</b>	<b>13,493</b>	<b>18,647</b>	<b>10,496</b>

\*After merger of Bharat Oman Refineries Limited (BORL) and Bharat Gas Resources Limited (BGRIL).

Note: The figures from 2015-16 onwards are as per Indian Accounting Standards.





## SALES VOLUME

(TMT)

	2022-23		2021-22		2020-21		2019-20		2018-19	
	Sales	Market Share (%)	Sales	Market Share (%)	Sales	Market Share (%)	Sales	Market Share (%)	Sales	Market Share (%)
<b>Light Distillates:</b>										
Naphtha	823	28.2	865	29.1	947	31.2	885	27.0	428	20.0
LPG (Bulk & Packed)	7,916	26.5	7,644	26.5	7,299	26.2	6,870	25.9	6,491	26.0
Motor Spirit	9,597	29.4	8,139	29.2	7,199	28.6	7,808	28.7	7,428	28.6
Special Boiling Point Spirit/Hexane	58	52.2	54	50.0	52	50.5	41	46.9	41	49.5
Benzene	94	45.2	77	30.2	69	28.2	68	28.8	94	34.9
Toluene	36	100.0	26	100.0	26	100.0	28	100.0	31	100.0
Polypropylene Feedstock/ Propylene	194	71.2	260	75.9	211	66.4	194	63.8	148	58.3
Regasified - LNG	869	5.5	1,017	7.2	934	7.8	782	6.5	1,292	10.8
Others	805	28.4	607	28.2	410	29.8	504	30.9	482	33.0
<b>Sub Total</b>	<b>20,392</b>		18,689		17,147		17,180		16,435	
<b>Middle Distillates :</b>										
Aviation Turbine Fuel	1,738	25.0	1,049	22.3	796	22.5	2,005	26.4	1,990	25.9
Superior Kerosene Oil	138	19.1	280	15.8	309	14.8	398	15.1	602	16.1
High Speed Diesel	22,843	28.1	18,818	27.6	17,481	27.2	19,864	26.9	20,421	27.0
Light Diesel Oil	146	23.0	169	22.2	143	20.1	139	23.0	128	22.1
Mineral Turpentine Oil	103	49.5	162	48.5	159	45.3	86	45.3	94	50.0
<b>Sub Total</b>	<b>24,968</b>		20,478		18,888		22,492		23,235	
<b>Others :</b>										
Furnace Oil	659	17.9	620	13.1	554	12.9	626	13.6	690	13.7
Low Sulphur Heavy Stock	101	15.9	35	9.4	15	4.5	11	3.2	6	1.9
Bitumen	857	16.4	828	16.3	819	15.3	741	14.8	903	15.9
Petcoke	1,011	16.0	999	18.7	647	14.6	1,321	23.4	1,193	20.7
Lubricants	387	21.5	421	26.6	373	24.9	306	22.8	238	17.8
Others	352	16.0	353	14.9	295	14.4	427	15.7	367	14.4
<b>Sub Total</b>	<b>3,367</b>		3,256		2,703		3,432		3,397	
Petrochemicals <sup>&amp;</sup>	190		84		-		-		-	
<b>Grand Total</b>	<b>48,916</b>	<b>25.07</b>	42,507	24.65	38,738	24.35	43,104	24.52	43,067	24.50

<sup>&</sup> Consists of Acrylic Acid, N Butanol, ISO Butanol, 2 Ethyl Hexanol, Super Absorbent Polymer, Butyl Acrylate and 2 Ethyl Hexyl Acrylate.

**Note:** Market Share is based on Sales Volumes of Public Sector Oil Companies as per despatches.



## PRODUCTION

(TMT)

Particulars	2022-23	2021-22 <sup>#</sup>	2020-21	2019-20	2018-19
<b>Light Distillates :</b>					
Naphtha	1,533	1,698	2,039	1,854	1,291
LPG	1,786	1,630	1,321	1,529	1,488
Motor Spirit	7,824	7,316	5,055	5,646	5,364
Special Boiling Point Sprit/Hexane	57	52	50	42	41
Benzene	94	78	67	68	92
Toluene	37	26	25	29	32
Polypropylene Feedstock/ Propylene	199	258	210	198	147
Ind. Reformate	0	45	39	-	-
Others	0	-	-	6	9
<b>Sub Total</b>	<b>11,530</b>	<b>11,103</b>	<b>8,806</b>	<b>9,372</b>	<b>8,464</b>
<b>Middle Distillates:</b>					
Aviation Turbine Fuel	1,796	1,004	516	1,520	1,721
Superior Kerosene Oil	175	210	236	187	342
High Speed Diesel	18,195	17,325	12,507	15,403	14,529
Light Diesel Oil	127	177	174	135	212
Mineral Turpentine Oil	102	165	157	88	93
Lube Oil Base Stock	318	344	312	269	159
Others	0	-	-	-	-
<b>Sub Total</b>	<b>20,713</b>	<b>19,225</b>	<b>13,902</b>	<b>17,602</b>	<b>17,056</b>
<b>Heavy Ends:</b>					
Petcoke	1,309	1,197	548	921	983
Furnace Oil	1,127	986	868	1,195	1,393
Low Sulphur Heavy Stock	108	28	13	7	8
Sulphur	346	336	184	283	273
Bitumen	808	808	776	761	914
Others	0	3	26	99	249
<b>Sub Total</b>	<b>3,698</b>	<b>3,358</b>	<b>2,415</b>	<b>3,266</b>	<b>3,820</b>
<b>Grand Total</b>	<b>35,941</b>	<b>33,686</b>	<b>25,123</b>	<b>30,240</b>	<b>29,340</b>

(MT)

Particulars	2022-23	2021-22 <sup>#</sup>	2020-21	2019-20	2018-19
<b>Petrochemical Production* (MT)</b>	<b>1,97,154</b>	<b>92,337</b>	<b>-</b>	<b>-</b>	<b>-</b>
<b>Lubricants Production (MT)</b>	<b>3,90,223</b>	<b>4,14,373</b>	<b>3,63,880</b>	<b>3,22,450</b>	<b>2,47,910</b>
<b>Quantity of LPG Filled in Cylinders (MT)</b>	<b>71,72,204</b>	<b>71,54,007</b>	<b>69,14,321</b>	<b>65,18,908</b>	<b>60,99,995</b>

<sup>#</sup> Details have been re-stated to give effect of merger of Bharat Oman Refineries Limited (BORL) and Bharat Gas Resources Limited (BGRL).

\* Consists of Acrylic Acid, N Butanol, ISO Butanol, 2 Ethyl Hexanol, Super Absorbent Polymer, Butyl Acrylate and 2 Ethyl Hexyl Acrylate.

## HOW VALUE IS GENERATED

₹ in Crore

Particulars	2022-23	2021-22*
Value of Production (Refinery)	2,61,699	1,77,226
Less : Direct Materials Consumed	(2,29,640)	(1,58,760)
Added Value	32,059	18,466
Marketing Operations	1,215	21,203
Value added by Manufacturing & Trading Operations	33,274	39,669
Add : Other Income and prior period items	2,184	2,629
<b>Total Value Generated</b>	<b>35,458</b>	<b>42,298</b>

## HOW VALUE IS DISTRIBUTED

₹ in Crore

Particulars	2022-23	2021-22*
<b>OPERATIONS</b>		
Operating & Service Costs	19,554	15,510
Impairment of Investment	1,360	14
<b>EMPLOYEES' BENEFITS</b>		
Salaries, Wages & Bonus	2,094	2,504
Employee Share Based Expense	-	77
Other Benefits	670	894
<b>PROVIDERS OF CAPITAL</b>		
Interest on Borrowings	3,216	2,209
Dividend after netting off Trust shares	1,279	14,491
<b>INCOME TAX &amp; DIVIDEND TAX</b>		
	(944)	2,771
<b>RE-INVESTMENT IN BUSINESS</b>		
Depreciation	6,347	5,418
Deferred Tax	1,291	1,537
Retained Profit (including Debenture Redemption Reserves)	591	(3,127)
<b>Total Value Distributed</b>	<b>35,458</b>	<b>42,298</b>

\*Details have been re-stated to give effect of merger of Bharat Oman Refineries Limited (BORL) and Bharat Gas Resources Limited (BGRL).

---

# STANDALONE FINANCIAL STATEMENTS

---



# INDEPENDENT AUDITORS' REPORT

## TO THE MEMBERS OF BHARAT PETROLEUM CORPORATION LIMITED

### Report on the Audit of the Standalone Ind AS Financial Statements

#### Opinion

1. We have audited the accompanying Standalone Indian Accounting Standards (“Ind AS”) Financial Statements of Bharat Petroleum Corporation Limited (“the Corporation”), which comprise the Balance Sheet as at March 31, 2023, the Statement of Profit and Loss (including Other Comprehensive Income), the Statement of Cash Flows and the Statement of Changes in Equity for the year ended on that date, and a summary of the Significant Accounting Policies and other explanatory information (hereinafter referred to as “the Standalone Ind AS Financial Statements”).
2. In our opinion and to the best of our information and according to the explanations given to us, the aforesaid Standalone Ind AS Financial Statements give the information required by the Companies Act, 2013 (“the Act”) in the manner so required and give a true and fair view in conformity with the Indian Accounting Standards prescribed under section 133 of the Act read with the Companies (Indian Accounting Standards) Rules, 2015, as amended (“Ind AS”), and other accounting principles generally accepted in India, of the state of affairs of the Corporation as at March 31, 2023, the profit and total comprehensive income, its cash flows and changes in equity for the year ended on that date.

#### Basis for Opinion

3. We conducted our audit of the Standalone Ind AS Financial Statements in accordance with the Standards on Auditing (“SAs”) specified under section 143(10) of the Act. Our responsibilities under those Standards are further described in the Auditor’s Responsibilities for the Audit of the Standalone Ind AS Financial Statements section of our report. We are independent of the Corporation in accordance with the Code of Ethics issued by the Institute of Chartered Accountants of India (ICAI) together with the ethical requirements that are relevant to our audit of the Standalone Ind AS Financial Statements under the provisions of the Act and the Rules made thereunder, and we have fulfilled our other ethical responsibilities in accordance with these requirements and the ICAI’s Code of Ethics. We believe that the audit evidence obtained by us is sufficient and appropriate to provide a basis for our audit opinion on the Standalone Ind AS Financial Statements.

#### Key Audit Matters

4. Key audit matters are those matters that, in our professional judgment, were of most significance in our audit of the Standalone Ind AS Financial Statements of the current period. These matters were addressed in the context of our audit of the Standalone Ind AS Financial Statements as a whole, and in forming our opinion thereon, and we do not provide a separate opinion on these matters. We have determined the matters described below to be the key audit matters to be communicated in our report:



S.No.	Key Audit Matter	Auditors' Response
1.	<p><b>Valuation of Investment in E&amp;P Subsidiary (Refer Note 7 and Note 56):</b></p> <p>The Corporation has an investment of Rs.9,601.37 crores in 100% subsidiary Bharat Petro Resources Ltd (BPRL). This subsidiary along with its stepdown subsidiaries, JVs &amp; Associates holds participating interest in various oil/gas blocks for exploration &amp; evaluation, development, and production activities (E&amp;P).</p> <p>The Corporation's realisation from these E&amp;P investments is dependent on the continued successful operations/development of reserves resulting in expected earnings and revenue growth of the respective companies. BPRL has relinquished or impaired certain oil and gas blocks on account of changes in circumstances and prospects of the blocks.</p> <p>The above factors have impacted the value in use of BPRL's assets and consequently the Corporation's impairment analysis in respect of its Investment in BPRL. Accordingly, we considered this as a Key Audit Matter.</p>	<p>The following procedures were carried out in this regard:</p> <ul style="list-style-type: none"> <li>We evaluated the design, implementation and operating effectiveness of key controls in relation to the annual impairment testing activity carried out by the Corporation for its investments in Subsidiary.</li> <li>We reviewed the audited consolidated Ind AS Financial Statements of BPRL for FY 2022-23 and the independent auditor's report thereon.</li> <li>We assessed the Management's explanation regarding key factors which have led to significant diminution in value of BPRL's assets vis-à-vis the previous year and consequent trigger for impairment of the Corporation's investment in the same.</li> <li>We evaluated the impairment analysis carried out during the year by the Corporation, which included an independent comparison of externally / internally assessed value in use of BPRL's Net Assets with carrying cost of investment in BPRL in the Corporation's Books of Account.</li> </ul>
2.	<p><b>Computation of Expected Credit Loss (ECL):</b></p> <p>Trade receivables and loans granted under the Pradhan Mantri Ujwala Yojana (PMUY) scheme constitute a significant component of the total current assets of the Corporation. At each reporting date, the Corporation recognizes Lifetime ECL on Trade Receivables using a 'simplified approach' and 12 month ECL on loans are granted under the PMUY scheme wherein we relied on Management's estimates regarding probability of default rates linked to age-wise bucketing of the corresponding asset. Since, this is a technical matter based on probable outcome of default, we considered this as a Key Audit Matter.</p>	<p>Our audit approach consisted testing of the design implementation and operating effectiveness of the internal controls and substantive testing as follows:</p> <ul style="list-style-type: none"> <li>In respect of loans granted under PMUY, the Corporation along with other few industry peers have derived a common methodology for calculating ECL, based on the broad category of active and inactive consumers and last refill date with expected loan recovery period. We checked the working of the same and it is in line with the common methodology document shared with us.</li> <li>We have evaluated the methodology for age-wise bucketing of trade receivables and key assumptions underlying the probability of default estimates on the same, to ascertain that the same were broadly in-line with the Corporation's historical default rates and have considered available information regarding the current economic scenario.</li> <li>We selected a few sample outstanding receivable cases having different overdue periods and checked that the computation of ECL has been appropriately carried out in line with the Corporation's policy.</li> </ul>

S.No.	Key Audit Matter	Auditors' Response
3.	<p><b>Evaluation of Contingent Liabilities:</b></p> <p>Contingent liabilities disclosed are in respect of items which in each case are above the threshold limit. The Corporation has material uncertain positions including matters under dispute which involves significant judgment to determine the possible outcome of these disputes. Contingent liabilities are not recognized in the Standalone Ind AS Financial Statements but are disclosed unless the possibility of an outflow of economic resources is considered remote. In view of significant management estimate and judgement involved, we considered this as a Key Audit Matter.</p>	<p>The following audit procedures were carried out in this regard:</p> <ul style="list-style-type: none"> <li>We examined sample items above the threshold limit for determination of contingent liabilities and obtained details of completed Excise, VAT/ Sales Tax/ Entry Tax assessments, demands as well as other disputed claims against the Corporation as on March 31, 2023. The Corporation has obtained opinion from tax consultants in various disputed matters. We have relied upon such opinions and litigation history where the Corporation has concluded that possibility of cash outflow is remote while preparing its Standalone Ind AS Financial Statements.</li> <li>We have assessed the Management's underlying assumptions in estimating the possible outcome of such disputed claims/ cases against the Corporation, based on records and judicial precedents made available.</li> </ul>
4.	<p><b>Inventories:</b></p> <p>Verification and valuation of Inventories and related write down, if any, is a significant area requiring Management's judgment of estimates and application of accounting policies that have significant effect on the amounts recognized in the Standalone Ind AS Financial Statements. Accordingly, we considered this as a Key Audit Matter.</p>	<p>Our audit approach involved the following combination of test of control design, implementations, operating effectiveness and substantive testing in respect of verification and valuation of inventories:</p> <ul style="list-style-type: none"> <li>We evaluated the system of inventory monitoring and control. It was observed that inventory has been physically verified by the Management during the year at reasonable intervals.</li> <li>Our audit teams have also physically verified on sample basis the Inventories at various locations and compliance with cut off procedures. However, since physical verification at certain locations was not possible for us, in such cases we have relied on the physical verification of inventory carried out by the Management.</li> <li>In respect of inventory lying with third parties, we have ascertained that these have substantially been confirmed by them. We also examined the system of records maintenance for stocks lying at third party locations.</li> <li>We have also tested the values considered in respect of Net realisable value, cost of products and verified these on sample basis with the inventory valuation and accounting entries posted in this regard.</li> </ul>



S.No.	Key Audit Matter	Auditors' Response
5.	<p><b>Property, Plant &amp; Equipment:</b></p> <p>Estimates of useful lives and residual value of Property, Plant and Equipment is a significant area requiring Management judgment of estimates and application of accounting policies that have significant effect on the amounts recognized in the Standalone Ind AS Financial Statements. Accordingly, we considered this as a Key Audit Matter.</p>	<p>Our audit approach involved the following combination of test of control design, implementations and operating effectiveness and substantive testing in respect of verification and recording of Property, Plant &amp; Equipment:</p> <ul style="list-style-type: none"> <li>• We examined whether the Corporation has maintained proper records showing full particulars, including quantitative details and situation of fixed assets.</li> <li>• The physical verification of Property, Plant and Equipment (except LPG Cylinders and pressure regulators with customers) has been carried out by the Management in accordance with the phased program of verification of all assets and necessary accounting entries based on such physical verification have been appropriately posted which were verified by us.</li> <li>• Changes in the useful life and residual value of class of assets were adopted based on internal evaluation and was also comparable with other entities in the same industry.</li> <li>• We have tested the computation of depreciation on sample basis.</li> </ul>
6.	<p><b>Goodwill:</b></p> <p>The Corporation tests for impairment of Goodwill at each reporting date, or whenever events or circumstances indicate that the implied fair value of goodwill is less than its carrying amount.</p> <p>Accordingly, we considered this as a Key Audit Matter.</p>	<p>Our Audit Procedures included Test of Details in respect of the following:</p> <ul style="list-style-type: none"> <li>• Obtained an understanding from the management with respect to process and controls followed by the Corporation to perform annual impairment test related to goodwill.</li> <li>• Obtained the impairment analysis model from the management and reviewed their conclusions.</li> <li>• We assessed the reasonableness of the assumptions used and appropriateness of the valuation methodology applied.</li> <li>• Tested the discount rate and long term growth rates used in the forecast including comparison to economic and industry forecasts where appropriate.</li> <li>• Assessed and validated the adequacy and appropriateness of the disclosures made by the management in the standalone financial statements.</li> </ul>



S.No.	Key Audit Matter	Auditors' Response
7.	<p><b>Information Technology:</b></p> <p>A significant part of the Corporation's financial reporting process is heavily reliant on IT systems with automated processes and controls over the capture, storage and extraction of information. A fundamental component of these processes and controls is ensuring appropriate user access and change management protocols exist and being adhered to.</p> <p>These protocols are important because they ensure that access and changes to IT systems and related data are made and authorized in an appropriate manner. As our audit sought to place a high level of reliance on IT systems and application controls related to financial reporting, high proportion of the overall audit effort was in Information Technology (IT) Systems and Controls.</p> <p>We focused our audit on those IT systems and controls that are significant to the Corporation's financial reporting process.</p> <p>Accordingly, we considered this as a Key Audit Matter.</p>	<p><b>Our procedures included:</b></p> <p>We focused our audit on those IT systems and controls that are relevant to preparation of financial statements for financial year ended 31<sup>st</sup> March 23.</p> <p>As audit procedures over IT Systems and controls require specific expertise, we involved our IT specialist.</p> <p>Our review of the IT Controls covers the following areas:</p> <ul style="list-style-type: none"> <li>• Physical and Logical Security;</li> <li>• Change Management;</li> <li>• Backup, Business Continuity and</li> <li>• IT Operations.</li> </ul> <p>Our assessment of the IT Controls is performed according to the following approach:</p> <ul style="list-style-type: none"> <li>• Understanding the IT environment.</li> <li>• Information gathering about the control framework surrounding the IT environment.</li> <li>• Evidence gathering with respect to Control testing.</li> <li>• Review of Implementation of controls testing.</li> <li>• Review of limited cases to identify whether there had been unauthorized or inappropriate access or changes made to critical IT systems and related data.</li> </ul>

### Information Other than the Standalone Ind AS Financial Statements and Auditors' Report Thereon

5. The Corporation's Board of Directors is responsible for the preparation of the other information. The other information comprises the information included in the Management Discussion and Analysis, Board's Report including Annexures to Board's Report, Business Responsibility Report, Corporate Governance and Shareholder's Information, but does not include the Standalone Ind AS Financial Statements and our audit report thereon.

Our opinion on the Standalone Ind AS Financial Statements does not cover the other information and we do not express any form of assurance thereon.

6. In connection with our audit of the Standalone Ind AS Financial Statements, our responsibility is to read the other information and, in doing so, consider whether the other information is materially inconsistent with the Standalone Ind AS Financial Statements or our knowledge obtained during the course of our audit or otherwise appears to be materially misstated.

7. If, based on the work we have performed, we conclude that there is a material misstatement of this other information, we are required to report that fact to those charged with governance and review the steps taken by the management to communicate to those in receipt of the other information, if previously issued, to inform them of the revision.

The Other information is expected to be made available to us after the date of this auditor's report and if we conclude that there is a material misstatement therein, we are required to communicate the matter to those charged with governance.

## Board of Directors / Management's Responsibility for the Standalone Ind AS Financial Statements

8. The Corporation's Board of Directors is responsible for the matters stated in section 134(5) of the Act with respect to the preparation of these Standalone Ind AS Financial Statements that give a true and fair view of the financial position, financial performance including the other comprehensive income, cash flows and changes in equity of the Corporation in accordance with the Ind AS and other accounting principles generally accepted in India. This responsibility also includes maintenance of adequate accounting records in accordance with the provisions of the Act for safeguarding the assets of the Corporation and for preventing and detecting frauds and other irregularities; selection and application of appropriate accounting policies; making judgments and estimates that are reasonable and prudent; and design, implementation and maintenance of adequate internal financial controls, that were operating effectively for ensuring the accuracy and completeness of the accounting records, relevant to the preparation and presentation of the Standalone Ind AS Financial Statements that give a true and fair view and are free from material misstatement, whether due to fraud or error.
9. In preparing the Standalone Ind AS Financial Statements, management is responsible for assessing the Corporation's ability to continue as a going concern, disclosing, as applicable, matters related to going concern and using the going concern basis of accounting unless management either intends to liquidate the Corporation or to cease operations, or has no realistic alternative but to do so.
10. The Corporation's Board of Directors / Management is responsible for overseeing the Corporation's financial reporting process.

## Auditors' Responsibilities for the Audit of the Standalone Ind AS Financial Statements

11. Our objectives are to obtain reasonable assurance about whether the Standalone Ind AS Financial Statements as a whole are free from material misstatement, whether due to fraud or error, and to issue an auditor's report that includes our opinion. Reasonable assurance is a high level of assurance, but is not a guarantee that an audit conducted in accordance with SAs will always detect a material misstatement when it exists. Misstatements can arise from fraud or error and are considered material if, individually or in the aggregate, they could reasonably be expected to influence the economic decisions of users taken on the basis of these Standalone Ind AS Financial Statements.
12. As part of an audit in accordance with SAs, we exercise professional judgment and maintain professional skepticism throughout the audit. We also:
  - Identify and assess the risks of material misstatement of the Standalone Ind AS Financial Statements, whether due to fraud or error, design and perform audit procedures responsive to those risks, and obtain audit evidence that is sufficient and appropriate to provide a basis for our opinion. The risk of not detecting a material misstatement resulting from fraud is higher than for one resulting from error, as fraud may involve collusion, forgery, intentional omissions, misrepresentations, or the override of internal control.
  - Obtain an understanding of internal financial controls relevant to the audit in order to design audit procedures that are appropriate in the circumstances. Under section 143(3)(i) of the Act, we are also responsible for expressing our opinion on whether the Corporation has adequate internal financial controls system in place and the operating effectiveness of such controls.
  - Evaluate the appropriateness of accounting policies used and the reasonableness of accounting estimates and related disclosures made by management.
  - Conclude on the appropriateness of management's use of the going concern basis of accounting and, based on the audit evidence obtained, whether a material uncertainty exists related to events or conditions that may cast significant doubt on the Corporation's ability to continue as a going concern. If we conclude that a material uncertainty exists, we are required to draw attention in our auditor's report to the related disclosures in the Standalone Ind AS Financial Statements or, if such disclosures are inadequate, to modify our opinion. Our conclusions are based on the audit evidence obtained up to the date of our auditors' report. However, future events or conditions may cause the Corporation to cease to continue as a going concern.

- Evaluate the overall presentation, structure and content of the Standalone Ind AS Financial Statements, including the disclosures, and whether the Standalone Ind AS Financial Statements represent the underlying transactions and events in a manner that achieves fair presentation.
13. Materiality is the magnitude of misstatements in the Standalone Ind AS Financial Statements that, individually or in aggregate, makes it probable that the economic decisions of a reasonably knowledgeable user of the financial statements may be influenced. We consider quantitative materiality and qualitative factors in (i) planning the scope of our audit work and in evaluating the results of our work; and (ii) to evaluate the effect of any identified misstatements in the Ind AS standalone financial statements.
  14. We communicate with those charged with governance regarding, among other matters, the planned scope and timing of the audit and significant audit findings, including any significant deficiencies in internal control that we identify during our audit.
  15. We also provide those charged with governance with a statement that we have complied with relevant ethical requirements regarding independence, and to communicate with them all relationships and other matters that may reasonably be thought to bear on our independence, and where applicable, related safeguards.
  16. From the matters communicated with those charged with governance, we determine those matters that were of most significance in the audit of the Standalone Ind AS Financial Statements of the current period and are therefore the key audit matters. We describe these matters in our auditor's report unless law or regulation precludes public disclosure about the matter or when, in extremely rare circumstances, we determine that a matter should not be communicated in our report because the adverse consequences of doing so would reasonably be expected to outweigh the public interest benefits of such communication.
  17. **Other Matters**
    - A. In terms of Ministry of Corporate Affairs (MCA) Order dated June 22, 2022, 'Bharat Oman Refineries Limited' (BORL), a wholly owned subsidiary of the Corporation has been amalgamated with the Corporation. Upon filing the Copy of Order sanctioning the Scheme of Merger ('BORL Scheme') with the Registrar of Companies (ROC), on July 1, 2022, BORL stands merged with the Corporation. The BORL Scheme has become effective from the appointed date i.e. October 1, 2021. To comply with requirements of Ind AS 103 - ('Business Combinations'), the restatement of the financial statements has been given effect from the date of control i.e. June 30, 2021 when BORL became wholly owned subsidiary of the Corporation.
    - B. In terms of Ministry of Corporate Affairs (MCA) Order dated August 8, 2022, 'Bharat Gas Resources Limited' (BGRL), a wholly owned subsidiary of the Corporation has been amalgamated with the Corporation. Upon filing the Copy of Order sanctioning the Scheme of Merger ('BGRL Scheme') with the Registrar of Companies (ROC), on August 16, 2022, BGRL stands merged with the Corporation. The BGRL Scheme has become effective from the appointed date i.e. April 1, 2021. To comply with requirements of Ind AS 103 - ('Business Combinations'), the restatement of the financial statements has been given effect from the beginning of the preceding period i.e. April 1, 2021 in the financial statements (being the date of control with respect to BGRL is the date of incorporation of BGRL i.e. June 7, 2018).
    - C. Accordingly, the figures of standalone financial statements for previous year ended March 31, 2022 have been restated basis the audited standalone financial statements of Corporation on which we have issued our audit report dated May 25, 2022 and standalone financial statements of BORL and BGRL which were audited by other auditors, who have issued an unmodified opinion vide their reports dated May 4, 2022 and May 9, 2022 respectively after considering the elimination / adjustments.
    - D. With respect to 17(C) above, we have audited the eliminations / adjustments which have been reported in the standalone financial statements. However, we have not issued a separate report on these restated figures since these have been audited by respective auditors in the previous year. The impact of the Business combination has been explained in Note 44 to the Standalone Financial Statements.

Our Conclusion is not modified in respect of the above matters.

## Report on Other Legal and Regulatory Requirements

18. As required by the Companies (Auditor's Report) Order, 2020 ("the Order") issued by the Central Government in terms of Section 143(11) of the Act, and on the basis of verification of the books and records of the Corporation, as we considered appropriate and according to the information and explanations given to us, we give in "**Annexure A**" a statement on the matters specified in paragraphs 3 and 4 of the Order to the extent applicable.
19. As required by Section 143(5) of the Act, we give in "**Annexure B**", a statement on the matters specified by the Comptroller and Auditor General of India for the Corporation.
20. As required by Section 143(3) of the Act, based on our audit we report that:
  - a) We have sought and obtained all the information and explanations which to the best of our knowledge and belief were necessary for the purposes of our audit.
  - b) In our opinion, proper books of account as required by law have been kept by the Corporation so far as it appears from our examination of those books.
  - c) The Balance Sheet, the Statement of Profit and Loss including Other Comprehensive Income, the Statement of Cash Flow and Statement of Changes in Equity dealt with by this Report are in agreement with the relevant books of account.
  - d) In our opinion, the aforesaid Standalone Ind AS Financial Statements comply with the Ind AS specified under Section 133 of the Act.
  - e) In view of exemption given vide notification no. G.S.R. 463(E) dated June 5, 2015, issued by Ministry of Corporate Affairs, provisions of Section 164(2) of the Act regarding disqualification of directors, are not applicable to the Corporation;
  - f) With respect to the adequacy of the internal financial controls over financial reporting of the Corporation and the operating effectiveness of such controls, refer to our separate Report in "**Annexure C**".
  - g) Being a Government Corporation, pursuant to the notification number GSR 463(E) dated 5th June, 2015 issued by the Government of India, the provisions of section 197 of the Act are not applicable to the Corporation.
  - h) With respect to the other matters to be included in the Auditors' Report in accordance with Rule 11 of the Companies (Audit and Auditors) Rules, 2014, as amended in our opinion and to the best of our information and according to the explanations given to us:
    - i. The Corporation has disclosed the impact, if any, of pending litigations on its financial position in its Standalone Ind AS Financial Statements. (Refer Note 57 of the Standalone Ind AS Financial Statements;)
    - ii. The Corporation has made provision, as required under the applicable law or accounting standards, for material foreseeable losses, if any, on long-term contracts including derivative contracts.
    - iii. There has been no delay in transferring amounts, required to be transferred, to the Investor Education and Protection Fund by the Corporation.
    - iv. (a) The Management has represented that, to the best of its knowledge and belief, no funds (which are material either individually or in the aggregate) have been advanced or loaned or invested (either from borrowed funds or share premium or any other sources or kind of funds) by the Corporation to or in any other person or entity, including foreign entity ("Intermediaries"), with the understanding, whether recorded in writing or otherwise, that the Intermediary shall, whether, directly or indirectly lend or invest in other persons or entities identified in any manner whatsoever by or on behalf of the Corporation ("Ultimate Beneficiaries") or provide any guarantee, security or the like on behalf of the Ultimate Beneficiaries;

- (b) The Management has represented, that, to the best of its knowledge and belief, no funds (which are material either individually or in the aggregate) have been received by the Corporation from any person or entity, including foreign entity (“Funding Parties”), with the understanding, whether recorded in writing or otherwise, that the Corporation shall, whether, directly or indirectly, lend or invest in other persons or entities identified in any manner whatsoever by or on behalf of the Funding Party (“Ultimate Beneficiaries”) or provide any guarantee, security or the like on behalf of the Ultimate Beneficiaries;
- (c) Based on the audit procedures that have been considered reasonable and appropriate in the circumstances, nothing has come to our notice that has caused us to believe that the representations under sub-clause (i) and (ii) of Rule 11(e), as provided under (a) and (b) above, contain any material misstatement.
- v. As stated in Note 24 to the standalone Ind AS financial statements, the Board of Directors of the Corporation have proposed final dividend for the year which is in accordance with section 123 of the Act to the extent it applies to declaration of dividend. Final dividend paid during the year in respect of the previous year is in accordance with section 123 of the Act.
- vi. In respect of the financial year 2022-23, Corporation has not been mandated to use the accounting software with requisite audit trail facility. Accordingly, proviso to Rule 3(1) of the Companies (Accounts) Rules, 2014 is applicable for the corporation only w.e.f. April 1, 2023. Consequently, reporting under Rule 11(g) of the Companies (Audit and Auditors) Rules, 2014 is not applicable.

**For Kalyaniwalla & Mistry LLP**

Chartered Accountants

ICAI FRN: 104607W/W100166

**Sd/-**

**Sai Venkata Ramana Damarla**

Partner

M. No. 107017

**UDIN:** 23107017BGXHFE3000

Place: Mumbai

Date: May 22, 2023

**For K. S. Aiyar & Co**

Chartered Accountants

ICAI FRN: 100186W

**Sd/-**

**Rajesh S. Joshi**

Partner

M. No. 038526

**UDIN:** 23038526BGWQDA7173

Place: Mumbai

Date: May 22, 2023



## ANNEXURE A TO INDEPENDENT AUDITORS' REPORT

[Referred to in paragraph 18 under 'Report on Other Legal and Regulatory Requirements' in the Independent Auditors' Report of even date to the members of Bharat Petroleum Corporation Limited ("the Corporation") on the Standalone Ind AS Financial Statements as of and for the year ended March 31, 2023]

To the best of our information and according to the explanations provided to us by the management of the Corporation and the books of account and records examined by us in the normal course of audit we state that:

- (i)
    - (a) A. The Corporation is maintaining proper records showing full particulars, including quantitative details and situation of Property, Plant and Equipment;
    - B. The Corporation is maintaining proper records showing full particulars of Intangible assets;
  - (b) As per information and explanations given to us, physical verification of Property, Plant and Equipment (except LPG Cylinders and pressure regulators with customers) has been carried out by the Management during the year in accordance with the phased programme of verification of all assets over three years. As informed, no material discrepancies were noticed on such verification;
  - (c) According to the information and explanations given to us and on the basis of our examination of the records of the Corporation, the title deeds of all the immovable properties (other than properties where the Corporation is a lessee and the lease agreements are duly executed in favour of the lessee) disclosed in the Standalone Ind AS Financial statements are held in the name of the Corporation, except in cases given in **Statement 1** and title deeds held in the name of the subsidiaries 'BGRL' and 'BORL' are in the process of getting transferred in the name of the Corporation. These subsidiaries have been amalgamated with the Corporation as per the high court orders approving the scheme of amalgamation. (Refer Note 44 to the standalone financial statements)
  - (d) As per the information obtained and explanations given to us, the Corporation has not revalued its Property, Plant and Equipment (including Right of Use assets) or intangible assets or both during the year.
  - (e) As per the information obtained and explanations given to us, no proceedings have been initiated or are pending against the Corporation for holding any benami property under the Benami Transactions (Prohibition) Act, 1988 (45 of 1988) and rules made thereunder.
- (ii)
    - (a) The inventory (excluding stocks with third parties and goods in transit) has been physically verified by the Management during the year at reasonable intervals. In respect of inventory lying with third parties, these have substantially been confirmed by them. In our opinion, the coverage and procedure of such verification is appropriate considering the size and nature of the business of the Corporation. As per the information and explanations given to us, no material discrepancies of 10% or more in the aggregate for each class of inventory were noticed on the said physical verification carried out by the Management;
    - (b) The Corporation has been sanctioned working capital limits in excess of five crore rupees, in aggregate, from banks or financial institutions on the basis of security of current assets. As per the information obtained and explanations given to us and as disclosed/ demonstrated by the records/reconciliations produced to us for our verification, the quarterly returns or statements filed by the Corporation with such banks and financial institutions are in agreement with the books of account of the Corporation.
  - (iii)
    - (a) During the year if the Corporation has made investments in, provided any guarantee or security or granted any loans or advances in the nature of loans, secured or unsecured, to companies, firms, Limited Liability Partnerships or any other parties, accordingly, we have to report as under:

Particular	Guarantees	Security	Loans	Advances in nature of loans
Aggregate amount granted/ provided during the year				
- Subsidiary	7,885.19	—	455.00	—
- Joint Venture	—	—	—	—
- Associate	—	—	—	—
- Others	—	—	141.58	—
Balance outstanding as at balance sheet date				
- Subsidiary	15,348.88	—	455.00	—
- Joint Venture	753.50	—	11.25	—
- Associate	—	—	—	—
- Others	—	—	1,326.81	—

- (b) As per the information obtained and explanations given to us, the investments made, guarantees provided, security given and the terms and conditions of the grant of all loans and advances in the nature of loans and guarantees provided are not prejudicial to the Corporation's interest;
- (c) In respect of loans and advances in the nature of loans, as per the terms of loans, the principal amount is not due during the year. The Corporation has been regular in the receipt of interest towards the same.
- (d) There is no amount overdue for more than ninety days so the question of taking reasonable steps to recover principal and interest does not arise.
- (e) No loan or advance in the nature of loan granted which has fallen due during the year, has been renewed or extended or fresh loans granted to settle the overdues of existing loans given to the same parties. Therefore, the question of specifying the aggregate amount of such dues renewed or extended or settled by fresh loans and the percentage of the aggregate to the total loans or advances in the nature of loans granted during the year does not arise.
- (f) The Corporation has not granted any loans or advances in the nature of loans either repayable on demand or without specifying any terms or period of repayment. Therefore, the question of specifying the aggregate amount, percentage thereof to the total loans granted, aggregate amount of loans granted to Promoters, related parties as defined in clause (76) of section 2 of the Act, does not arise;
- (iv) In our opinion and according to the information obtained and explanations given to us, the Corporation has complied with the provisions of Section 185 and Section 186 of the Act, with respect to the loans, investments, guarantees and securities;
- (v) In our opinion and according to the information obtained and explanations given to us, the Corporation has not accepted any deposits from public and it does not have any amounts which are deemed to be deposits within the provisions of Sections 73 to 76 of the Act read with The Companies (Acceptance of Deposits) Rules, 2014 and other relevant provisions of the Act.;

- (vi) Maintenance of cost records has been specified by the Central Government under Section 148(1) of the Act and the rules framed there under for the products manufactured by the Corporation. Such accounts and records as prescribed have been so made and maintained. We have not, however, made a detailed examination of the same with a view to determining whether they are accurate or complete.
- (vii) (a) The Corporation is generally regular in depositing with appropriate authorities, undisputed statutory dues including Goods and Service Tax, Provident Fund, Employees' State Insurance, Income-Tax, Sales-Tax, Service Tax, Duty of customs, Duty of Excise, Value Added Tax, Cess and any other statutory dues applicable to it. According to the information and explanations given to us, no undisputed amounts payable in respect of Goods and Service Tax, Provident Fund, Employees' State Insurance, Income-Tax, Sales-Tax, Service Tax, Duty of customs, Duty of Excise, Value Added Tax, Cess and any other statutory dues applicable to it, were outstanding, as on the last day of the financial year, for a period of more than six months from the date they became payable.
- (b) According to the information obtained and explanation given to us, the statutory dues referred to in (vii)(a) above, which have not been deposited on account of any dispute, are as per **Statement 2**;
- (viii) No transactions have been surrendered or disclosed as income during the year in the tax assessments under Income Tax Act, 1961 (43 of 1961), which were not recorded in the books of account. Therefore, question of recording of the income during the year which was previously unrecorded in the books of account does not arise.
- (ix) (a) According to the information obtained and explanations given to us, the Corporation has not defaulted in repayment of loans or other borrowings or in the payment of interest thereon to any lender. Therefore, the question of reporting on the period and amount of default does not arise.
- (b) The Corporation is not a declared wilful defaulter by any bank or financial institution or other lender.
- (c) According to the information obtained and explanations given to us, the term loans were applied for the purpose for which the loans were obtained.
- (d) On an overall examination of the financial statements of the Corporation, Funds raised on short term basis have, prima-facie, have not been utilised during the year for long term purposes. For the purpose of reporting under this clause, LPG Deposits received have not been considered as short term funds as the amounts to be repaid during next 12 months are expected to be insignificant.
- (e) The Corporation has not taken any funds from any entity or person on account of or to meet the obligations of its subsidiaries, associates or joint ventures. Therefore, the question of reporting on details thereof with nature of such transactions and the amount does not arise;
- (f) The Corporation has not raised loans during the year on the pledge of securities held in its subsidiaries, joint ventures or associate companies. Therefore, the question of reporting on details thereof and default, if any, in repayment of such loans raised does not arise;
- (x) (a) The Corporation did not raise any money by way of initial public offer or further public offer (including debt instruments) during the year. Therefore, the question of reporting of its application, delays or default and subsequent rectification, if any, does not arise;
- (b) According to the information and explanations given to us and based on our examination of the books and records, the Corporation has not made any preferential allotment or private placement of shares or convertible debentures (fully, partially or optionally convertible) during the year. Therefore, the question of complying with section 42 and section 62 of the Act and reporting on its utilisation does not arise ;
- (xi) (a) During the course of our examination of the books and records of the Corporation, carried out in accordance with the generally accepted auditing practices in India and according to the information obtained and explanations given to us, we did not come across any fraud committed by the Corporation and following two frauds on the Corporation have been noticed and reported by the Management:



- (i) Management noticed that certain fleet card customers of the Corporation had fraudulently taken undue advantage and utilised certain ineligible recharges credited to their wallets due to system related issues under the Loyalty Program of the Corporation - 'Hello-BPCL' application (web as well as Mobile application) amounting to Rs. 129.55 crores as per initial estimates made by the Management. Out of the said ineligible credit recharges, an amount of Rs. 48.87 crores has either been recovered or adjusted from the unutilised credits available in their wallets up to 30<sup>th</sup> April, 2023. Pending recovery of the balance amount, Corporation has provided for the remaining Rs. 80.68 crores as Expected Credit Losses (ECL) (Refer Note 43).

The Management of the Corporation has filed a complaint with the Economic Offences Wing (EOW) of the Mumbai Police on April 6, 2023, and have also appointed an external consultant to conduct a forensic investigation whose report is awaited.

- (ii) Employees-Vendors related fraud amounting to Rs. 0.47 Crore has been observed by the Corporation, wherein it has been reported that, in 3 cases, payments were made to vendors against 3 ineligible invoices based on the approvals given by Corporation employees. As at the reporting date, Management has recovered Rs.0.44 Crore and is in the process of recovering the balance amount of Rs.0.03 Crore. Further, domestic enquiry has been initiated against two alleged officers.
- (b) We, have not filed any report under sub-section 12 of section 143 of the Companies Act, 2013 in Form ADT-4 as prescribed under rule 13 of the Companies (Audit and Auditors) Rules, 2014 with the Central Government.
- (c) As per the information obtained and explanation given by the Corporation, no whistle blower complaint has been received by the Corporation during the year.
- (xii) In our opinion and according to the information obtained and explanations given to us, the Corporation is not a Nidhi Company. Accordingly, paragraph 3(xii)(a, b and c) of the Order are not applicable to the Corporation;
- (xiii) According to the information obtained and explanations given to us and based on our examination of the records of the Corporation, all transactions entered into by the Corporation with the related parties are in compliance with Sections 177 and 188 of the Act where applicable and details of such transactions have been disclosed in the Standalone Ind AS Financial Statements, as required by the applicable Indian Accounting Standards;
- (xiv) (a) The Corporation has an internal audit system commensurate with the size and nature of its business.
- (b) We have considered, the reports of the internal auditor for the year under audit, issued to the Corporation during the year.
- (xv) According to the information obtained and explanations given to us and based on our examination of the records, the Corporation has not entered during the year into non-cash transactions with directors or persons connected with them. Accordingly, paragraph 3(xv) of the Order is not applicable;
- (xvi) The Corporation is not required to be registered under Section 45-IA of the Reserve Bank of India Act, 1934. Accordingly, paragraph 3(xvi) (a,b,c and d) of the Order are not applicable.
- (xvii) The Corporation has not incurred cash losses in the current financial year and in the immediately preceding financial year.
- (xviii) There has not been any resignation of the statutory auditors during the year.
- (xix) According to the information obtained and explanations given to us and on the basis of the financial ratios, ageing and expected dates of realisation of financial assets and payment of financial liabilities, other information accompanying the financial statements, our knowledge of the Board of Directors and management plans, we are of the opinion that no material uncertainty exists as on the date of the audit report that Corporation is capable of meeting its liabilities existing as at the date of balance sheet as and when they fall due within a period of one

year from the balance sheet date. We, however, state that this is not an assurance as to the future viability of the Corporation. We further state that our reporting is based on the facts up to the date of the audit report and we neither give any guarantee nor any assurance that all liabilities falling due within a period of one year from the balance sheet date, will get discharged by the Corporation as and when they fall due.

- (xx) (a) There are no unspent amount towards Corporate Social Responsibility (CSR) on other than ongoing projects, requiring a transfer the unspent amount to a Fund specified in Schedule VII to the Act within a period of six months of the expiry of the financial year in compliance with second proviso to sub-section (5) of section 135 of the said Act;
- (b) In respect of On-going projects, the Corporation has transferred amount remaining unspent as at the year end to a special account with in a period of 30 days from the end of the said financial year in compliance with the provisions of subsection (6) of section 135 of the said Act.

**For Kalyaniwalla & Mistry LLP**

Chartered Accountants

ICAI FRN: 104607W/W100166

**Sd/-**

**Sai Venkata Ramana Damarla**

Partner

M. No. 107017

**UDIN:** 23107017BGXHFE3000

Place: Mumbai

Date: May 22, 2023

**For K. S. Aiyar & Co**

Chartered Accountants

ICAI FRN: 100186W

**Sd/-**

**Rajesh S. Joshi**

Partner

M. No. 038526

**UDIN:** 23038526BGWQDA7173

Place: Mumbai

Date: May 22, 2023

## Statement 1 (Refer Clause i (c) of Annexure A)

Description of property	Gross carrying value ₹ in crores	No of Cases	Held in name of	Whether promoter, director or their relative or employee	Period held –indicate range, where appropriate	Reason for not being held in name of Corporation*
Land	86.60	13	a) Rajaswa Vibag , Jiladikari, Udham Singh Nagar, b) Railways, c) Karnataka Industrial Areas Development Board (KIADB), d) Hindusthan Petroleum Corporation Limited (HPCL), e) Government of Kerala, f) Government of Maharashtra, g) Deputy Salt Commissioner, Bombay, h) Telangana State Industrial Infrastructure Corporation, i) Others	No	1928-2023	Registration Pending with Authorities (In one of the case, Title Deed is in the name of Joint Owner)
Right of Use Assets	1.06	01	Industrial Infrastructure Development Company, Odisha	No	01-03-1998	Registration Pending with Authorities
Land	1.23	04	a) British India Company Limited, b) District Magistrate Mathura, c) Railways, d) Andhra Pradesh Industrial Infrastructure Company (APIIC),	No	1994-2004	Legal Dispute
Land	0.08	01	Andhra Pradesh Industrial Infrastructure Company (APIIC)	No	1985	Land Allotment Case



## Statement 2 (Refer Clause vii (b) of Annexure A)

Amounts involved and forum where dispute is pending shall be mentioned.

Sr. No.	Name of the Statute	Nature of dues	Forum where dispute is pending	Amount (₹ in crores)	Period block to which it relates ^
1	Central Excise Act, 1944	Duty, interest and penalty for cases relating to determination of assessable value, Cenvat credit etc.	Supreme Court	2,337.71	2000-2010
			High Court	40.57	2000-2015
			Appellate Tribunal*	2,702.94	1990-2023
			Appellate Authority**	57.84	1995-2022
			<b>Total</b>	<b>5,139.06</b>	
2	Customs Act, 1962	Duty, Interest and Penalty for cases relating to determination of valuation etc.	Appellate Tribunal *	10.79	1995-2015
			Appellate Authority**	0.06	2000-2015
			<b>Total</b>	<b>10.85</b>	
3	Income Tax Act, 1961	Tax, Interest and Penalty demands towards various income tax disputes	Appellate Authority**	14.51	2005-2023
			Adjudicating Authority***	0.20	2005-2023
			<b>Total</b>	<b>14.71</b>	
4	Sales Tax / VAT / GST Legislations	Tax, Interest and Penalty demands towards various Sales Tax/ VAT/ GST disputes	Supreme Court	349.84	1995-2010
			High Court^^	586.33	1980-2020
			Appellate Tribunal*	3,947.88	1985-2020
			Appellate Authority**	626.39	1985-2020
			Adjudicating Authority***	1.88	2015-2020
			<b>Total</b>	<b>5,512.32</b>	
5	Finance Act, 1994 (Service Tax)	Duty, Interest and Penalty for cases relating to Service Tax disputes	Supreme Court	38.02	2005-2015
			High Court	19.64	2000-2005
			Appellate Tribunal*	1,253.59	2005-2020
			Appellate Authority**	5.39	2000-2020
			<b>Total</b>	<b>1,316.64</b>	
6	The Environment Protection Act ,1986	Compensation for environmental damage caused by VOX pollutants	Supreme Court	67.50	2020-2022
7	The Mumbai Municipal Corporation Act , 1888	Property Tax	High Court	24.05	2010-2020
8	Maharashtra Municipal Council/ Nagarpanchayat Industrial Township Act	Manmad Export Fees Case	High Court	22.15	1995-2000

Sr. No.	Name of the Statute	Nature of dues	Forum where dispute is pending	Amount (₹ in crores)	Period block to which it relates ^
9	National Green Tribunal Act, 2010	Compensation for Green Belt Development	Supreme Court	2.00	2017-2022
10	The Delhi Municipal Corporation Act, 1957	Property Tax	High Court	4.08	2005-2015
<b>Grand Total</b>				<b>12,113.36</b>	

## Remarks

Dues Include Penalty & Interest, wherever applicable.

\* Appellate Tribunal includes Sales Tax Tribunal, CESTAT and ITAT.

\*\* Appellate Authority includes Commissioner Appeals, Assistant Commissioner Appeals, Deputy Commissioner Appeals, Joint Commissioner Appeals and Deputy Commissioner Commercial Taxes Appeals.

\*\*\* Adjudicating Authority includes Collector of Sales Tax, Sales Tax Officer and Deputy Commissioner Sales Tax, Joint / Deputy/ Additional Commissioner of Commercial Taxes etc.

^ Period block shall indicate the period interval in which all the disputes under that authority have taken place.

^^ does not include ₹ 80.14 crores deposited with the Court as per Garnishee Order for which the credit is not yet given by the Sales Tax Department.

## ANNEXURE B TO INDEPENDENT AUDITORS' REPORT

[Referred to in paragraph 19 under “Report on Other Legal and Regulatory Requirements” in the Independent Auditors’ Report of even date to the Members of Bharat Petroleum Corporation Limited (“the Corporation”) on the Standalone Ind AS Financial Statements as of and for the year ended 31<sup>st</sup> March 2023]

### CAG Directions for the year 2022-23

- 1. Whether the company has system in place to process all the accounting transactions through IT system? If yes, the implications of processing of accounting transactions outside IT system on the integrity of the accounts along with the financial implications, if any, may be stated.**

The Corporation has a system in place to process all the accounting transactions through its implemented IT system (SAP). As such, we have not come across any accounting transactions processed outside IT systems which would have an impact on the integrity of the accounts or any financial implications.

- 2. Whether there is any restructuring of an existing loan or cases of waiver/write off of debts/loans/interest etc. made by a lender to the company due to the company’s inability to repay the loan? If yes, the financial impact may be stated. Whether such cases are properly accounted for? (In case, lender is a Government company, then this direction is also applicable for statutory auditor of lender company).**

There has been no case of restructuring of an existing loan or cases of waiver/write off of debts/loans/interest etc. made by a lender to BPCL due to the BPCL’s inability to repay the loan in FY 22-23.

- 3. Whether funds (grants/subsidy etc.) received/receivable for specific schemes from Central/State Government of its agencies were properly accounted for/used as per its term and conditions? List the cases of deviation.**

Funds (grants/subsidy etc.) received/receivable for specific schemes from Central/State Government of its agencies were properly accounted for/used as per its terms and conditions.

**For Kalyaniwalla & Mistry LLP**  
Chartered Accountants  
ICAI FRN: 104607W/W100166

**Sd/-**  
**Sai Venkata Ramana Damarla**  
Partner  
M. No. 107017  
**UDIN:** 23107017BGXHFE3000

Place: Mumbai  
Date: May 22, 2023

**For K. S. Aiyar & Co**  
Chartered Accountants  
ICAI FRN: 100186W

**Sd/-**  
**Rajesh S. Joshi**  
Partner  
M. No. 038526  
**UDIN:** 23038526BGWQDA7173

Place: Mumbai  
Date: May 22, 2023

## ANNEXURE C TO INDEPENDENT AUDITORS' REPORT

[Referred to in paragraph 20(f) under 'Report on Other Legal and Regulatory Requirements' in the Independent Auditors' Report of even date to the members of Bharat Petroleum Corporation Limited on the Standalone Ind AS Financial Statements for the year ended March 31, 2023]

### **Report on the Internal Financial Controls Over Financial Reporting under Clause (i) of Sub-section 3 of Section 143 of the Companies Act, 2013 ("the Act")**

We have audited the internal financial controls over financial reporting of Bharat Petroleum Corporation Limited ("the Corporation") as of March 31, 2023 in conjunction with our audit of the Standalone Ind AS Financial Statements of the Corporation for the year ended on that date.

#### **Management's Responsibility for Internal Financial Controls**

The Corporation's Management is responsible for establishing and maintaining internal financial controls based on the internal control over financial reporting criteria established by the Corporation considering the essential components of internal control stated in the Guidance Note on Audit of Internal Financial Controls over Financial Reporting issued by the Institute of Chartered Accountants of India (the 'ICAI'). These responsibilities include the design, implementation and maintenance of adequate internal financial controls that were operating effectively for ensuring the orderly and efficient conduct of its business including adherence to Corporation's policies, safeguarding of its assets, the prevention and detection of frauds and errors, the accuracy and completeness of the accounting records, and the timely preparation of reliable financial information, as required under the Act.

#### **Auditors' Responsibility**

Our responsibility is to express an opinion on the Corporation's internal financial controls over financial reporting based on our audit. We conducted our audit in accordance with the Guidance Note on Audit of Internal Financial Controls Over Financial Reporting (the "Guidance Note") issued by the ICAI and the Standards on Auditing specified under Section 143(10) of the Act, to the extent applicable to an audit of internal financial controls, both issued by the ICAI. Those Standards and the Guidance Note require that we comply with ethical requirements and plan and perform the audit to obtain reasonable assurance about whether adequate internal financial controls over financial reporting were established and maintained and if such controls operated effectively in all material respects.

Our audit involves performing procedures to obtain audit evidence about the adequacy of the internal financial controls system over financial reporting and their operating effectiveness. Our audit of internal financial controls over financial reporting included obtaining an understanding of internal financial controls over financial reporting, assessing the risk that a material weakness exists and testing and evaluating the design and operating effectiveness of internal control based on the assessed risk. The procedures selected depend on the auditor's judgment, including the assessment of the risks of material misstatement of the financial statements, whether due to fraud or error. We believe that the audit evidence we have obtained is sufficient and appropriate to provide a basis for our audit opinion on the Corporation's internal financial controls system over financial reporting.

#### **Meaning of Internal Financial Controls over Financial Reporting**

A Corporation's internal financial control over financial reporting is a process designed to provide reasonable assurance regarding the reliability of financial reporting and the preparation of financial statements for external purposes in accordance with generally accepted accounting principles. A Corporation's internal financial control over financial reporting includes those policies and procedures that:

1. Pertain to the maintenance of records that, in reasonable detail, accurately and fairly reflect the transactions and dispositions of the assets of the Corporation;
2. Provide reasonable assurance that transactions are recorded as necessary to permit preparation of financial

statements in accordance with generally accepted accounting principles, and that receipts and expenditures of the Corporation are being made only in accordance with authorizations of management and directors of the Corporation; and

3. Provide reasonable assurance regarding prevention or timely detection of unauthorized acquisition, use, or disposition of the Corporation's assets that could have a material effect on the financial statements.

### **Inherent Limitations of Internal Financial Controls over Financial Reporting**

Because of the inherent limitations of internal financial controls over financial reporting, including the possibility of collusion or improper management override of controls, material misstatements due to error or fraud may occur and not be detected. Also, projections of any evaluation of the internal financial controls over financial reporting to future periods are subject to the risk that the internal financial control over financial reporting may become inadequate because of changes in conditions, or that the degree of compliance with the policies or procedures may deteriorate.

### **Opinion**

In our opinion, to the best of our information and according to the explanations given to us, the Corporation has, in all material respects, an adequate internal financial controls with reference to standalone financial statements and such internal financial controls were operating effectively as at March 31, 2023, except for the matter stated in Other Matter Paragraph, based on the criteria for internal financial control over financial reporting established by the Corporation considering the essential components of internal control stated in the Guidance Note on Audit of Internal Financial Controls Over Financial Reporting issued by the ICAI.

### **Other Matter**

#### **'Hello-BPCL' Application:**

- a) Certain weaknesses in the Application 'Hello-BPCL' with respect to 'Advanced Loyalty Programme'(ALP) which were exploited by certain fleet card customers by fraudulently taking undue advantage and utilised certain ineligible recharges credited to their wallets without payment being received from customers as referred to in Clause (xi)(i) (a) in 'Annexure A' to our report; and
- b) Deficiency in the process of reconciliation of amounts received from customers through the payment aggregators.

Management has informed us that they have taken steps to fix these weaknesses.

Our Opinion is not modified in respect of the above matter.

We have considered the above in determining the nature, timing, and extent of audit tests applied in our audit of the March 31, 2023. The above (as explained in Note 43 of the Standalone financial statements) is not likely to affect our opinion on the Standalone Ind AS Financial Statements of the Corporation.

### **For Kalyaniwalla & Mistry LLP**

Chartered Accountants  
ICAI FRN: 104607W/W100166

Sd/-

**Sai Venkata Ramana Damarla**

Partner

M. No. 107017

**UDIN:** 23107017BGXHF3000

Place: Mumbai

Date: May 22, 2023

### **For K. S. Aiyar & Co**

Chartered Accountants  
ICAI FRN: 100186W

Sd/-

**Rajesh S. Joshi**

Partner

M. No. 038526

**UDIN:** 23038526BGWQDA7173

Place: Mumbai

Date: May 22, 2023



# STANDALONE BALANCE SHEET AS AT 31<sup>ST</sup> MARCH 2023

₹ in Crores

Particulars	Note No.	As at 31/03/2023	As at 31/03/2022 (Refer Note No. 44)
<b>I ASSETS</b>			
<b>(1) Non-Current Assets</b>			
(a) Property, Plant and Equipment	2	84,460.25	81,592.35
(b) Capital Work-In-Progress	3	5,645.05	4,979.89
(c) Investment Property	4	0.01	0.03
(d) Goodwill	5	1,203.98	1,203.98
(e) Other Intangible Assets	5	931.99	1,010.01
(f) Intangible Assets Under Development	6	28.33	17.27
(g) Financial Assets			
(i) Investments in Subsidiaries, Joint Ventures and Associates	7	8,794.72	7,431.59
(ii) Other Investments	8	800.49	758.14
(iii) Loans	9	1,520.57	3,301.76
(iv) Other Financial Assets	10	238.09	432.07
(h) Income Tax Assets (Net)	11	485.95	324.71
(i) Other Non-Current Assets	12	1,296.54	2,026.52
<b>Total Non-Current Assets</b>		<b>1,05,405.97</b>	<b>1,03,078.32</b>
<b>(2) Current Assets</b>			
(a) Inventories	13	38,064.70	42,176.45
(b) Financial Assets			
(i) Investments	14	4,277.14	4,442.27
(ii) Trade Receivables	15	6,721.86	9,699.55
(iii) Cash and Cash Equivalents	16	1,881.32	1,383.95
(iv) Bank Balances other than Cash and Cash Equivalents	17	239.12	66.95
(v) Loans	18	142.62	135.99
(vi) Other Financial Assets	19	1,069.46	549.32
(c) Current Tax Assets (Net)	20	968.90	894.66
(d) Other Current Assets	21	2,016.09	1,744.35
		<b>55,381.21</b>	<b>61,093.49</b>
<b>Assets Held-For-Sale</b>	22	<b>16.80</b>	<b>12.66</b>
<b>Total Current Assets</b>		<b>55,398.01</b>	<b>61,106.15</b>
<b>TOTAL ASSETS</b>		<b>1,60,803.98</b>	<b>1,64,184.47</b>
<b>II EQUITY AND LIABILITIES</b>			
<b>Equity</b>			
(a) Equity Share Capital	23	2,129.45	2,129.45
(b) Other Equity	24	49,866.89	49,516.03
<b>Total Equity</b>		<b>51,996.34</b>	<b>51,645.48</b>
<b>Liabilities</b>			
<b>(1) Non-Current Liabilities</b>			
(a) Financial Liabilities			
(i) Borrowings	25	19,441.60	21,032.45
(ia) Lease Liabilities	25a	8,264.75	8,040.35
(ii) Other Financial Liabilities	26	68.89	56.63
(b) Provisions	27	178.53	206.83
(c) Deferred Tax Liabilities (Net)	28	7,068.31	5,866.03
(d) Other Non-Current Liabilities	29	1,912.51	1,429.80
<b>Total Non-Current Liabilities</b>		<b>36,934.59</b>	<b>36,632.09</b>
<b>(2) Current Liabilities</b>			
(a) Financial Liabilities			
(i) Borrowings	30	16,413.20	12,582.08
(ia) Lease Liabilities	30a	655.59	560.39
(ii) Trade Payables	31		
a. Total Outstanding Dues Of Micro Enterprises and Small Enterprises		273.58	245.26
b. Total Outstanding Dues Of Creditors Other Than Micro Enterprises and Small Enterprises		23,737.26	30,084.85
(iii) Other Financial Liabilities	32	21,087.54	20,869.23
(b) Other Current Liabilities	33	7,023.18	7,309.28
(c) Provisions	34	2,682.70	2,837.91
(d) Current Tax Liabilities (Net)	35	-	1,417.90
<b>Total Current Liabilities</b>		<b>71,873.05</b>	<b>75,906.90</b>
<b>Total Liabilities</b>		<b>1,08,807.64</b>	<b>1,12,538.99</b>
<b>TOTAL EQUITY AND LIABILITIES</b>		<b>1,60,803.98</b>	<b>1,64,184.47</b>
Significant Accounting Policies	1		
Notes Forming part of Financial Statements	44-71		

For and on behalf of the Board of Directors

As per our attached report of even date  
For and on behalf of

Sd/-  
**G Krishnakumar**  
Chairman and Managing Director  
DIN: 09375274

**Kalyaniwalla & Mistry LLP**  
Chartered Accountants  
ICAI FR No. 104607W/W100166

**K.S. Aiyar & Co**  
Chartered Accountants  
ICAI FR No. 100186W

Sd/-  
**VRK Gupta**  
Director (Finance)  
DIN: 08188547

Sd/-  
**V. Kala**  
Company Secretary

Sd/-  
**Sai Venkata Ramana Damarla**  
Partner  
Membership No. 107017

Sd/-  
**Rajesh S. Joshi**  
Partner  
Membership No. 038526

Place: Mumbai  
Date: 22<sup>nd</sup> May 2023

# STANDALONE STATEMENT OF PROFIT AND LOSS FOR THE YEAR ENDED 31<sup>ST</sup> MARCH 2023

₹ in Crores

Particulars	Note No.	2022-23	2021-22 (Refer Note No. 44)
<b>Income</b>			
I) Revenue from operations	36	5,33,467.55	4,32,422.48
II) Other income	37	2,183.99	2,629.36
III) <b>Total Income (I + II)</b>		<b>5,35,651.54</b>	<b>4,35,051.84</b>
<b>IV) Expenses</b>			
Cost of materials consumed	38	2,34,305.39	1,63,541.19
Purchases of Stock-in-Trade	39	1,99,884.14	1,43,901.70
Changes in inventories of Finished goods, Stock-in-Trade and Work-in-progress	40	(975.21)	(3,988.80)
Excise duty expense		60,342.88	85,778.54
Employee benefits expense	41	2,763.97	3,397.92
Finance costs	42	3,216.48	2,208.81
Depreciation and amortization expense	2,4,5	6,347.48	5,417.90
Other expenses	43	26,189.75	20,765.91
<b>Total Expenses (IV)</b>		<b>5,32,074.88</b>	<b>4,21,023.17</b>
<b>V) Profit before Exceptional Items &amp; Tax (III - IV)</b>		<b>3,576.66</b>	<b>14,028.67</b>
VI) Exceptional Items - Expenses / (Income)	68	1,359.96	(1,643.07)
<b>VII) Profit before Tax (V - VI)</b>		<b>2,216.70</b>	<b>15,671.74</b>
<b>VIII) Tax expense</b>	28		
1) Current tax		352.18	2,706.34
2) Deferred tax		37.32	643.99
3) Short / (Excess) provision of earlier years		(42.90)	958.06
<b>Total Tax expense (VIII)</b>		<b>346.60</b>	<b>4,308.39</b>
<b>IX) Profit for the year (VII - VIII)</b>		<b>1,870.10</b>	<b>11,363.35</b>
<b>X) Other Comprehensive Income</b>			
(i) Items that will not be reclassified to profit or loss			
(a) Remeasurements of the Defined Benefit Plans		(370.61)	(28.41)
(b) Equity instruments through Other Comprehensive Income-net change in fair value		42.35	334.32
(ii) Income tax relating to items that will not be reclassified to profit or loss		88.16	(18.09)
<b>Other Comprehensive Income (X)</b>		<b>(240.10)</b>	<b>287.82</b>
<b>XI) Total Comprehensive Income for the year (IX+X)</b>		<b>1,630.00</b>	<b>11,651.17</b>
<b>XII) Basic and Diluted Earnings per Equity share (Face value ₹10 each)</b>	54	<b>8.78</b>	<b>53.41</b>
Significant Accounting Policies	1		
Notes Forming part of Financial Statements	44-71		

For and on behalf of the Board of Directors

As per our attached report of even date  
For and on behalf of

Sd/-  
**G Krishnakumar**  
Chairman and Managing Director  
DIN: 09375274

**Kalyaniwalla & Mistry LLP**  
Chartered Accountants  
ICAI FR No. 104607W/W100166

**K.S. Aiyar & Co**  
Chartered Accountants  
ICAI FR No. 100186W

Sd/-  
**VRK Gupta**  
Director (Finance)  
DIN: 08188547

Sd/-  
**V. Kala**  
Company Secretary

Sd/-  
**Sai Venkata Ramana Damarla**  
Partner  
Membership No. 107017

Sd/-  
**Rajesh S. Joshi**  
Partner  
Membership No. 038526

Place: Mumbai  
Date: 22<sup>nd</sup> May 2023

## STANDALONE STATEMENT OF CASH FLOWS

₹ in Crores

For the year ended	31/03/2023	31/03/2022 (Refer Note No. 44)
<b>A Net Cash Flow from Operating Activities</b>		
Net Profit Before Tax (After Exceptional Items)	2,216.70	15,671.74
<b>Adjustments for:</b>		
Depreciation & Amortization Expense	6,347.48	5,417.90
Finance Costs	3,216.48	2,208.81
Foreign Exchange Fluctuations	313.02	(26.85)
Fair valuation gain on previously held investment in Bharat Oman Refineries Limited	-	(1,720.13)
(Profit)/Loss on sale of Property, Plant and Equipment/Non-current assets held for sale (net)	10.69	(2.68)
(Profit)/Loss on Sale of Investments	(17.88)	(52.29)
Interest Income	(703.02)	(1,175.18)
Dividend Income	(800.50)	(318.51)
Expenditure towards Corporate Social Responsibility	191.63	166.73
Impairment of Investments in Subsidiary/ Associate	1,359.96	14.08
Share Options Outstanding Account	-	77.06
Other Non-Cash items	(608.12)	500.48
<b>Operating Profit before Working Capital Changes</b>	<b>11,526.44</b>	<b>20,761.16</b>
<b>(Invested in)/Generated from :</b>		
Inventories	4,111.75	(9,619.13)
Trade Receivables	2,847.07	(2,318.74)
Other Receivables	(645.52)	569.29
Current Liabilities & Payables	(6,374.32)	13,243.59
<b>Cash generated from / (used in ) Operations</b>	<b>11,465.42</b>	<b>22,636.17</b>
Direct Taxes Paid	(709.54)	(1,684.94)
Paid for Corporate Social Responsibility	(91.83)	(137.78)
<b>Net Cash from / (used in) Operating Activities</b>	<b>10,664.05</b>	<b>20,813.45</b>
<b>B Net Cash Flow from Investing Activities</b>		
Purchase of Property, Plant and Equipment / Intangible Assets / Capital advance	(7,376.83)	(7,423.89)
Sale of Property, Plant and Equipments	42.68	58.25
Receipt of Capital Grant	554.49	-
<b>Investments, Loans and Advances - Subsidiaries, Joint Ventures and Associates</b>		
Bharat Oman Refineries Limited (Equity and Share Warrants)	-	(2,471.91)
GSPL India Gasnet Limited (Equity)	-	(33.00)
Bharat PetroResources Limited (Equity)	(2,200.00)	(1,125.00)
Mumbai Aviation Fuel Farm Facility Private Limited (Equity)	-	(4.63)
Kochi Salem Pipeline Private Limited (Equity)	(80.00)	(72.50)
IHB Ltd. (Equity)	(250.00)	(100.00)
GSPL India Transco Ltd. (Equity)	-	(2.75)
Goa Natural Gas Private Limited (Equity)	(10.00)	(3.62)
Bharat PetroResources Limited (Loan - Net)	1,735.00	(100.00)
Haridwar Natural Gas Private Limited (Loan)	3.75	-
Fino PayTech Ltd (Equity)	27.47	(21.08)
Kochi Salem Pipeline Private Limited (Advance against Equity)	(10.64)	(195.00)
Haridwar Natural Gas Private Limited (Advance against Equity)	(21.38)	-
Cochin Internation Airport Limited (Advance against Equity)	(16.41)	-
Sale of Oil Bonds	-	792.57
Purchase of Treasury Bills	-	(12,269.63)
Sale of Treasury Bills	-	12,799.00
Purchase of Investments - Mutual Funds	(1,460.00)	(6,076.70)
Sale of Investments - Mutual Funds	1,462.32	7,118.29
Interest Received	619.16	1,069.36
Dividend Received	583.08	318.51
<b>Net Cash from / (used in) Investing Activities</b>	<b>(6,397.31)</b>	<b>(7,743.73)</b>



## STANDALONE STATEMENT OF CASH FLOWS (CONTD.)

₹ in Crores

For the year ended	31/03/2023	31/03/2022 (Refer Note No. 44)
<b>C Net Cash Flow from Financing Activities</b>		
Proceeds from Allotment of Equity Shares to employees on account of "BPCL ESPS SCHEME" (Net of Expenses)	-	462.40
Payment of Lease Rentals (Principal Component)	(630.01)	(260.33)
Payment of Lease Rentals (Interest Component)	(687.59)	(627.21)
Short Term Borrowings (Net)	(290.98)	554.10
Proceeds from Long Term Borrowings	7,111.42	3,999.73
Repayment of Long Term Borrowings	(5,655.70)	(6,930.55)
Interest Paid	(2,231.44)	(1,377.13)
Dividend Paid	(1,281.57)	(14,482.78)
<b>Net Cash from / (used in) Financing Activities</b>	<b>(3,665.87)</b>	<b>(18,661.77)</b>
<b>D Net Increase / (Decrease) in Cash and Cash equivalents (A+B+C)</b>	<b>600.87</b>	<b>(5,592.05)</b>
<b>Cash and Cash equivalents as at</b>	<b>31/03/2022</b>	<b>31/03/2021</b>
Cash on hand	23.46	16.98
Cheques and drafts on hand	5.56	6.68
Balance with Bank	479.24	203.76
Deposits with Banks with original maturity of less than three months	875.69	6,140.00
Investment in Triparty Repo Settlement System	-	149.93
Less : Bank Overdraft	(103.50)	(38.41)
<b>Total (a)</b>	<b>1,280.45</b>	<b>6,478.94</b>
<b>Cash and Cash Equivalent acquired through Business Combination of BGRL (b)</b>	-	389.53
<b>Cash and Cash Equivalent acquired through Business Combination of BORL (c)</b>	-	4.03
<b>Cash and Cash equivalents as at</b>	<b>31/03/2023</b>	<b>31/03/2022</b>
Cash on hand	13.86	23.46
Cheques and drafts on hand	2.04	5.56
Balance with Bank	415.42	479.24
Deposits with Banks with original maturity of less than three months	1,450.00	875.69
Less : Bank Overdraft	-	(103.50)
<b>Total (d)</b>	<b>1,881.32</b>	<b>1,280.45</b>
<b>Net Increase / (Decrease) in Cash and Cash equivalents (d - a - b - c)</b>	<b>600.87</b>	<b>(5,592.05)</b>

## STANDALONE STATEMENT OF CASH FLOWS (CONTD.)

### Disclosure to changes in liabilities arising from Financing Activities

₹ in Crores

Particulars	Total liabilities from financing activities (excluding bank overdraft)
<b>As at 31<sup>st</sup> March, 2021</b>	26,276.56
Adjustment on account of acquisition of BORL	9,331.88
<b>Cash flows</b>	(2,376.72)
<b>Non cash changes</b>	
a) Foreign exchange movement	472.17
b) Recognition of deferred income and its amortisation	2.94
c) Fair value changes	28.45
d) Others	(224.25)
<b>As at 31<sup>st</sup> March, 2022</b>	33,511.03

₹ in Crores

Particulars	Total liabilities from financing activities (excluding bank overdraft)
<b>As at 31<sup>st</sup> March, 2022</b>	33,511.03
<b>Cash flows</b>	1,164.74
<b>Non cash changes</b>	
a) Foreign exchange movement	1,156.82
b) Recognition of deferred income and its amortisation	13.57
c) Fair value changes	8.64
<b>As at 31<sup>st</sup> March, 2023</b>	35,854.80

The Statement of Cash Flows is prepared in accordance with the format prescribed by Securities and Exchange Board of India and as per Ind AS 7 "Statement of Cashflows" as notified by Ministry of Corporate Affairs.

For and on behalf of the Board of Directors

As per our attached report of even date  
For and on behalf of

Sd/-  
**G Krishnakumar**  
Chairman and Managing Director  
DIN: 09375274

**Kalyaniwalla & Mistry LLP**  
Chartered Accountants  
ICAI FR No. 104607W/W100166

**K.S. Aiyar & Co**  
Chartered Accountants  
ICAI FR No. 100186W

Sd/-  
**VRK Gupta**  
Director (Finance)  
DIN: 08188547

Sd/-  
**V. Kala**  
Company Secretary

Sd/-  
**Sai Venkata Ramana Damarla**  
Partner  
Membership No. 107017

Sd/-  
**Rajesh S. Joshi**  
Partner  
Membership No. 038526

Place: Mumbai  
Date: 22<sup>nd</sup> May 2023



## STANDALONE STATEMENT OF CHANGES IN EQUITY FOR THE YEAR ENDED 31<sup>ST</sup> MARCH 2023

₹ in Crores

	As at 31/03/2023		As at 31/03/2022	
	No. of Shares	Amount	No. of Shares	Amount
<b>(a) Equity share capital</b>				
Balance at the beginning of the reporting period	2,16,92,52,744	2,169.25	2,16,92,52,744	2,169.25
Changes in Equity Share Capital due to prior period errors	-	-	-	-
Restated balance at the beginning of the current reporting period	2,16,92,52,744	2,169.25	2,16,92,52,744	2,169.25
Changes in Equity Share Capital	-	-	-	-
Balance at the end of the reporting period	2,16,92,52,744	2,169.25	2,16,92,52,744	2,169.25
Less: Adjustment for Shares held by "BPCL Trust for Investment in Shares" (Refer Note No. 45)	(3,29,60,307)	(32.96)	(3,29,60,307)	(32.96)
Less: Adjustment for Shares held by "BPCL ESPS Trust" (Refer Note No. 45)	(68,36,948)	(6.84)	(68,36,948)	(6.84)
Balance at the end of the reporting period after Adjustment	2,12,94,55,489	2,129.45	2,12,94,55,489	2,129.45

₹ in Crores

	Reserves & Surplus						Equity Instruments through Other Comprehensive Income (Note 24)	BPCL Trust for Investment in Shares (Note 24)	BPCL ESPS Trust (Note 24)	Total
	Capital Reserve (Note 24)	Debt Redemption Reserve (Note 24)	Share Options Outstanding Account (Note 24)	General Reserve (Note 24)	Securities Premium (Note 24)	Retained Earnings (Note 24)*^A				
<b>(b) Other equity</b>										
Balance at 1 <sup>st</sup> April 2021	(20.76)	1,264.84	856.49	29,566.00	5,101.31	16,017.61	(161.56)	(74.39)	(97.90)	52,451.64
Effect of Merger of Bharat Gas Resources Ltd. (Refer Note No. 44)	-	-	-	-	-	(8.52)	-	-	-	(8.52)
Opening balance after the above effect	(20.76)	1,264.84	856.49	29,566.00	5,101.31	16,009.09	(161.56)	(74.39)	(97.90)	52,443.12
Profit for the year	-	-	-	-	-	11,363.35	-	-	-	11,363.35
Other Comprehensive Income for the year	-	-	-	-	-	(20.89)	308.71	-	-	287.82
Dividends	-	-	-	-	-	(14,750.92)	-	-	-	(14,750.92)
Income from "BPCL Trust for Investment in Shares" (Refer Note No. 45)	-	-	-	-	-	224.13	-	-	-	224.13
Income of "BPCL ESPS Trust" (Net of Tax) (Refer Note No. 45)	-	-	-	-	-	36.06	-	-	-	36.06
Transfer to Debt Redemption Reserve	-	207.75	-	-	-	(207.75)	-	-	-	-
Employee Stock Option Granted (Refer Note No. 55)	-	-	77.06	-	-	-	-	-	-	77.06
Transfer to General Reserve from Retained Earnings	-	-	-	3,000.00	-	(3,000.00)	-	-	-	-
Share issued on exercise of Employee Stock Options	-	-	(861.49)	-	343.39	-	-	-	82.47	425.86
Transfer on account of exercise of Stock Options	-	-	(72.06)	72.06	861.49	-	-	-	-	-
Transfer on account of Stock Options not exercised	-	-	-	-	-	-	-	-	-	-
Transfer to General Reserve from Debt Redemption Reserve	-	(137.50)	-	137.50	-	(590.45)	-	-	-	(590.45)
Effect of merger of Bharat Oman Refineries Ltd. (Refer Note No. 44)	-	-	-	-	-	-	-	-	-	-
<b>Balance as at 31<sup>st</sup> March 2022</b>	<b>(20.76)</b>	<b>1,335.09</b>	<b>-</b>	<b>32,775.56</b>	<b>6,306.19</b>	<b>9,062.62</b>	<b>147.15</b>	<b>(74.39)</b>	<b>(15.43)</b>	<b>49,516.03</b>





## STANDALONE STATEMENT OF CHANGES IN EQUITY FOR THE YEAR ENDED 31<sup>ST</sup> MARCH 2023 (CONTD.)

₹ in Crores

(b) Other equity	Reserves & Surplus						Equity Instruments through Other Comprehensive Income [Note 24]	BPCL Trust for Investment in Shares [Note 24]	BPCL Trust for ESPS Trust [Note 24]	Total
	Capital Reserve [Note 24]	Debt Redemption Reserve [Note 24]	Share Options Outstanding Account [Note 24]	General Reserve [Note 24]	Securities Premium [Note 24]	Retained Earnings [Note 24] <sup>1,^</sup>				
Balance at 1 <sup>st</sup> April 2022	(20.76)	1,335.09	-	32,775.56	6,306.19	9,062.62	147.15	(74.39)	(15.43)	49,516.03
Profit for the year	-	-	-	-	-	1,870.10	-	-	-	1,870.10
Other Comprehensive Income for the year	-	-	-	-	-	(277.33)	37.23	-	-	(240.10)
Dividends	-	-	-	-	-	(1,301.55)	-	-	-	(1,301.55)
Income from "BPCL Trust for Investment in Shares" (Refer Note No. 45)	-	-	-	-	-	19.78	-	-	-	19.78
Income of "BPCL ESPS Trust" (Net of Tax) (Refer Note No. 45)	-	-	-	-	-	2.63	-	-	-	2.63
Transfer to Debt Redemption Reserve	-	50.00	-	-	-	(50.00)	-	-	-	-
Transfer to General Reserve from Debt Redemption Reserve	-	(1,135.09)	-	1,135.09	-	-	-	-	-	-
Balance as at 31 <sup>st</sup> March 2023	(20.76)	250.00	-	33,910.65	6,306.19	9,326.25	184.38	(74.39)	(15.43)	49,866.89

\*Includes accumulated Gain/(Loss) on account of remeasurements of Defined Benefit plans (Net of Tax) as on 31<sup>st</sup> March 2023 ₹(808.41) Crores [Previous Year ₹(531.08) Crores].

<sup>^</sup>Includes re-measurement gain of ₹1,720.13 Crores (Previous Year: ₹1,720.13 Crores) recognized in the consolidated financial statements on acquisition of Bharat Oman Refineries Limited, subsequently recorded in Standalone Financial Statements on its merger with the Corporation.

For and on behalf of the Board of Directors

Sd/-  
**G Krishnakumar**  
Chairman and Managing Director  
DIN: 09375274

Sd/-  
**VRK Gupta**  
Director (Finance)  
DIN: 08188547

Place: Mumbai  
Date: 22<sup>nd</sup> May 2023

As per our attached report of even date  
For and on behalf of

**Kalyaniwala & Mistry LLP**  
Chartered Accountants  
ICAI FR No. 104607W/W100166

Sd/-  
**Sai Venkata Ramana Danaraja**  
Partner  
Membership No. 107017

**K. S. Aiyar & Co**  
Chartered Accountants  
ICAI FR No. 100186W

Sd/-  
**Rajesh S. Joshi**  
Partner  
Membership No. 038526

# NOTES TO FINANCIAL STATEMENTS FOR THE YEAR ENDED 31<sup>st</sup> MARCH 2023

## CORPORATION OVERVIEW

Bharat Petroleum Corporation Limited referred to as “BPCL” or “the Corporation” was incorporated on 03<sup>rd</sup> November, 1952. BPCL is a Government of India Enterprise listed on Bombay Stock Exchange Limited and National Stock Exchange of India Limited. The Corporation is engaged in the business of refining of crude oil and marketing of petroleum products. It has refineries in Mumbai, Kochi and Bina, LPG bottling plants and Lube blending plants at various locations. The Corporation’s marketing infrastructure includes vast network of Installations, Depots, Retail Outlets, Aviation Fuelling Stations and LPG distributors.

## AUTHORISATION OF FINANCIAL STATEMENTS

The Financial Statements were authorized for issue in accordance with a resolution of the Board of Directors in its meeting held on 22<sup>nd</sup> May 2023.

### 1. STATEMENT OF SIGNIFICANT ACCOUNTING POLICIES

#### 1.1. Basis for preparation:

The Financial Statements are prepared in accordance with Indian Accounting Standards (Ind AS) notified under Section 133 of the Companies Act, 2013 (“Act”) read with Companies (Indian Accounting Standards) Rules, 2015; and the other relevant provisions of the Act and Rules thereunder.

The Financial Statements have been prepared under historical cost convention basis, except for certain assets and liabilities measured at fair value.

The Corporation has adopted all the Ind AS and the adoption was carried out during Financial Year 2016-17 in accordance with Ind AS 101 First-time adoption of Indian Accounting Standards. The transition was carried out from Generally Accepted Accounting Principles in India (Indian GAAP) as prescribed under Section 133 of the Act, read with Rule 7 of the Companies (Accounts) Rules, 2014, which was the “Previous GAAP”.

The Corporation’s presentation and functional currency is Indian Rupees (₹). All figures appearing in the Financial Statements are rounded to the nearest Crores (₹ Crores) except where otherwise indicated.

#### 1.2. Use of Judgement and Estimates

The preparation of the Corporation’s Financial Statements requires management to make judgements, estimates and assumptions that affect the reported amounts of revenue, expenses, assets, liabilities and the accompanying disclosures along with contingent liabilities. Uncertainty about these assumptions and estimates could result in outcomes that require material adjustments to the carrying amount of assets or liabilities affected in future periods. The Corporation continually evaluates these estimates and assumptions based on the most recently available information.

In particular, information about significant areas of estimates and judgments in applying accounting policies that have the most significant effect on the amounts recognized in the Financial Statements are as below:

- Assessment of functional currency;
- Financial instruments;
- Estimates of useful lives and residual value of Property, Plant and Equipment and Intangible assets;
- Valuation of Inventories;
- Measurement of recoverable amounts of Cash-Generating Units;
- Measurement of Defined Benefit Obligations and actuarial assumptions;
- Provisions including loss allowances;
- Evaluation of recoverability of Deferred Tax Assets; and
- Contingencies.



Revisions to accounting estimates are recognized prospectively in the Statement of Profit and Loss in the period in which the estimates are revised and in any future periods affected.

### **1.3. Property, Plant and Equipment**

- 1.3.1.** Property, Plant and Equipment are stated at cost net of accumulated depreciation and accumulated impairment losses, if any.
- 1.3.2.** The initial cost of an asset comprises its purchase price or construction cost (including import duties and non-refundable taxes), any costs directly attributable to bringing the asset into the location and condition necessary for it to be capable of operating in the manner intended by management, the initial estimate of any decommissioning obligation, if any, and, borrowing cost for qualifying assets (i.e. assets that necessarily take a substantial period of time to get ready for their intended use).
- 1.3.3.** Direct expenses incurred during construction period on capital projects are capitalized. Other expenses of the project group which are allocated to projects costing above the threshold limit are also capitalized. Expenditure incurred on enabling assets are capitalized.
- 1.3.4.** Gas distribution systems is classified as Property, Plant and Equipment when it is capable of operating in the manner intended by management.
- 1.3.5.** Subsequent expenditure is capitalized only if it is probable that the future economic benefits associated with the expenditure will flow to the Corporation.
- 1.3.6.** Expenditure on assets, other than plant and machinery, LPG cylinders and pressure regulators, not exceeding the threshold limit are charged to revenue.
- 1.3.7.** Spare parts which meet the definition of Property, Plant and Equipment are capitalized as Property, Plant and Equipment in case the unit value of the spare part is above the threshold limit. In other cases, the spare part is inventorized on procurement and charged to Statement of Profit and Loss on consumption.
- 1.3.8.** An item of Property, Plant and Equipment and any significant part initially recognized separately as part of Property, Plant and Equipment is derecognized upon disposal; or when no future economic benefits are expected from its use or disposal. Any gain or loss arising on de-recognition of the asset is included in the Statement of Profit and Loss when the asset is derecognized.
- 1.3.9.** The residual values and useful lives of Property, Plant and Equipment are reviewed at each financial year end and changes, if any, are accounted in line with revisions to accounting estimates.
- 1.3.10.** In respect of the capital goods common for both GST and non-GST products, the GST input tax credit is taken on the eligible portion based on GST and non-GST product ratio in the month of procurement and the ineligible portion is capitalized. Subsequently, this ratio is reviewed every month as per the GST provisions and the differential GST amount arising due to changes in the ratio is capitalized beyond the materiality threshold.
- 1.3.11.** The Corporation has elected to use the exemption available under Ind AS 101 to continue the carrying value for all of its Property, Plant and Equipment as recognized in the Financial Statements as at the date of transition to Ind AS, measured as per the previous GAAP and use that as its deemed cost as at the date of transition (1<sup>st</sup> April 2015).

### **1.4. Depreciation**

Depreciation on Property, Plant and Equipment are provided on the straight line basis, over the estimated useful lives of assets (after retaining the estimated residual value of upto 5%). These useful lives and residual value has been determined as prescribed in the Schedule II of the Act, except in following cases:

- 1.4.1.** Plant & Machinery at Retail Outlets (other than Storage tanks and related equipments) are depreciated over a useful life of 15 years based on the technical assessment.
- 1.4.2.** Computer equipments are depreciated over a period of 3 years and Mobile phones are depreciated

over a period of 2 years based on internal assessment. Electronic and electrical equipments provided to management staff under furniture on hire scheme are depreciated over a period of 4 years as per internal assessment. Other furniture items provided to management staff are depreciated over a period of 6 years as per internal assessment.

- 1.4.3.** Solar Panels are depreciated over a period of 25 years based on the technical assessment of useful life and applicable warranty conditions.
- 1.4.4.** Moulds, used for the manufacturing of the packaging material for Lubricants, are depreciated over a period of 5 years based on technical assessment of useful life.
- 1.4.5.** In case of assets covered under specific agreements, e.g. assets at Railway Consumer Depots, etc., useful life is as per terms of agreement or as per Schedule II of the Act, whichever is lower.
- 1.4.6.** Items of Property, Plant and Equipment costing not more than the threshold limit are depreciated at 100 percent in the year of acquisition except LPG Cylinders and Pressure Regulators which are depreciated over a useful life of 15 years based on the technical assessment.
- 1.4.7.** Components of the main asset that are significant in value and have different useful lives as compared to the main asset are depreciated over their estimated useful life. Useful life of such components has been assessed based on historical experience and internal technical assessment.
- 1.4.8.** Depreciation on spare parts specific to an item of Property, Plant and Equipment is based on life of the related Property, Plant and Equipment. In other cases, the spare parts are depreciated over their estimated useful life based on the technical assessment.
- 1.4.9.** Depreciation is charged on additions / deletions on pro-rata monthly basis including the month of addition / deletion.
- 1.4.10.** The Residual value of LPG Cylinders (other than Composite LPG Cylinders) and Pressure Regulators have been estimated at 25% of the original cost (Previous Period: at 15% of Original Cost) based on the historical experience and internal technical assessment. The residual value of Composite LPG Cylinders is estimated at 10% of the original cost based on technical assessment.
- 1.4.11.** The residual value of catalyst having precious/noble metals is estimated at the cost of the precious/noble metal content in catalyst which is expected to be extracted at end of their useful life, plus 5% of original cost of catalyst excluding cost of precious/noble metals based on the experience and internal technical assessment.
- 1.4.12.** In respect of immovable assets constructed on leasehold land, useful life as per Schedule II or lease period of land (including renewable/likely renewable period) whichever is lower is considered.

## **1.5. Intangible Assets**

### **1.5.1. Goodwill:**

- 1.5.1.1.** Goodwill that arises on a business combination in accordance with Ind AS 103 'Business Combinations' is subsequently measured net of any accumulated impairment losses. Goodwill is not amortized but is tested for impairment annually.

### **1.5.2. Other Intangible Assets**

- 1.5.2.1.** Intangible assets are carried at cost net of accumulated amortization and accumulated impairment losses, if any. Expenditure on internally generated intangibles, excluding development costs, is not capitalized and is reflected in Statement of Profit and Loss in the period in which such expenditure is incurred. Development costs are capitalized if, and only if, technical and commercial feasibility of the project is demonstrated, future economic benefits are probable, the Corporation has an intention and ability to complete and use or sell the asset and the costs can be measured reliably.
- 1.5.2.2.** Assets where entire output generated is committed to be sold to entities providing public services for almost entire useful life of the asset are classified as intangible assets as per the requirements of applicable Ind AS and are amortized (after retaining the residual value, if applicable) over their useful life or the period of the agreement, whichever is lower.

- 1.5.2.3.** In cases where, the Corporation has constructed assets on behalf of public infrastructure entities and the Corporation has only a preferential right to use, these assets are classified as intangible assets and are amortized (after retaining the residual value, if applicable) over their useful life or the period of the agreement, whichever is lower.
- 1.5.2.4.** Intangible assets with indefinite useful lives, such as right of way which is perpetual and absolute in nature, are not amortized, but are tested for impairment annually. The useful lives are reviewed at each period to determine whether events and circumstances continue to support an indefinite useful life assessment for that asset. If not, the change in useful life from indefinite to finite is made on a prospective basis. The impairment losses on intangible assets with indefinite life is recognized in the Statement of Profit and Loss.
- 1.5.2.5.** Expenditure incurred for creating / acquiring other intangible assets above threshold limit from which future economic benefits will flow over a period of time, is amortized over the estimated useful life of the asset or five years, whichever is lower, on a straight line basis, from the time the intangible asset starts providing the economic benefit. In other cases, the expenditure is reflected in the Statement of Profit and Loss in the year in which the expenditure is incurred. The amortization period and the amortization method for an intangible asset with a finite life are reviewed at each year end. The amortization expense on intangible asset with finite useful lives and impairment losses in case there is an indication that the intangible asset may be impaired, is recognized in the Statement of Profit and Loss.
- 1.5.2.6.** The Corporation has elected to use the exemption available under Ind AS 101 to continue the carrying value for all of its intangible assets as recognized in the Financial Statements as at the date of transition to Ind AS, measured as per the previous GAAP and use that as its deemed cost as at the date of transition (1<sup>st</sup> April 2015).

## **1.6. Investment Property**

- 1.6.1.** Investment property is property (land or a building or part of a building or both) held either to earn rental income or for capital appreciation or for both, but not for sale in the ordinary course of business, use in production or supply of goods or services or for administrative purposes. Investment properties are stated at cost net of accumulated depreciation and accumulated impairment losses, if any.
- 1.6.2.** Any gain or loss on disposal of investment property calculated as the difference between the net proceeds from disposal and the carrying amount of the Investment Property is recognized in Statement of Profit and Loss.
- 1.6.3.** On transition to Ind AS i.e. 1<sup>st</sup> April 2015, the Corporation has re-classified certain items from Property, Plant and Equipment to investment property. For the same, Corporation has elected to use the exemption available under Ind AS 101 to continue the carrying value for such assets as recognized in the Financial Statements as at the date of transition to Ind AS, measured as per the previous GAAP and use that as its deemed cost as at the date of transition (1<sup>st</sup> April 2015).

## **1.7. Borrowing costs**

- 1.7.1.** Borrowing costs consist of interest and other costs incurred in connection with the borrowing of funds. Borrowing costs also include exchange differences to the extent regarded as an adjustment to the borrowing costs.
- 1.7.2.** Borrowing costs that are attributable to the acquisition or construction of qualifying assets (i.e. an asset that necessarily takes a substantial period of time to get ready for its intended use) are capitalized as a part of the cost of such assets. All other borrowing costs are charged to the Statement of Profit and Loss.
- 1.7.3.** Investment Income earned on the temporary investment of funds of specific borrowings pending their expenditure on qualifying assets is deducted from the borrowing costs eligible for capitalization.

## **1.8. Non-current assets/Disposal Group held for sale**

- 1.8.1.** Non-current assets are classified as held for sale if their carrying amounts will be recovered through a sale transaction rather than through continuing use. This condition is regarded as met only when the sale is highly probable and the asset is available for immediate sale in its present condition subject only to terms that are usual and customary for sale of such assets.

- 1.8.2.** Non-current assets classified as held for sale are measured at the lower of carrying amount and fair value less costs of disposal (upto 5% of the acquisition value)
- 1.8.3.** The disposal group classified as held for sale, are measured at the lower of carrying amount and fair value less costs of disposal.
- 1.8.4.** Property, Plant and Equipment and intangible assets classified as held for sale are not depreciated or amortized.

## **1.9. Leases**

A contract is, or contains, a lease if the contract conveys the right to control the use of an identified asset to lessee for a period of time in exchange for consideration.

Corporation shall reassess whether a contract is, or contains, a lease if the terms and conditions of the contract are changed.

### **1.9.1. As a Lessee**

At the commencement date, corporation recognizes a right-of-use asset at cost and a lease liability at present value of the lease payments that are not paid at commencement date. To assess whether a contract conveys the right to control the use of an identified asset, the Corporation assesses whether:

- the contract involves the use of an identified asset;
- the Corporation has right to obtain substantially all of the economic benefits from use of the asset through the period of the lease and;
- the Corporation has the right to direct the use of the asset.

The right-of-use assets are initially recognized at cost, which comprises the initial amount of the lease liability (at present value) adjusted for any lease payments made at or prior to the commencement date of the lease plus any initial direct costs less any lease incentives (at present value) except for leases with a term of twelve months or less (short-term leases) and low value leases. For these short-term and low value leases, the Corporation recognizes the lease payments as an operating expense. Lease of items such as IT Assets (tablets, personal computers, mobiles, POS machines etc.), small items of office furniture etc. are treated as low value.

The lease liability is initially measured at amortized cost at the present value of the future lease payments. The lease payments are discounted using the Corporation's incremental borrowing rate computed on periodic basis based on lease term. Lease liabilities are re-measured with a corresponding adjustment to the related right of use asset if the Corporation changes its assessment, whether it will exercise an extension or a termination option.

Right-of-use assets are depreciated over the lease term on systematic basis and Interest on lease liability is charged to Statement of Profit and Loss as Finance cost.

The Corporation has elected not to apply Ind AS 116 "Leases" to Intangible assets.

### **1.9.2. As a Lessor**

A lessor shall classify each of its leases as either an operating lease or a finance lease.

#### **1.9.2.1. Finance leases**

A lease is classified as a finance lease if it transfers substantially all the risks and rewards incidental to ownership of an underlying asset.

Corporation shall recognize assets held under a finance lease in its balance sheet and present them as a receivable at an amount equal to the net investment in the lease.

#### **1.9.2.2. Operating leases**

A lease is classified as an operating lease if it does not transfer substantially all the risks and rewards incidental to ownership of an underlying asset.

Corporation shall recognize lease payments from operating leases as income on systematic basis in the pattern in which benefit from the use of the underlying asset is diminished.

## 1.10. Impairment of Non-financial Assets

- 1.10.1.** Non-financial assets other than inventories, deferred tax assets and non-current assets classified as held for sale are reviewed at each Balance Sheet date to determine whether there is any indication of impairment. If any such indication exists, or when annual impairment testing for an asset is required, the Corporation estimates the asset's recoverable amount. The recoverable amount is the higher of the asset's or Cash-Generating Unit's (CGU) fair value less costs of disposal and its value in use. Recoverable amount is determined for an individual asset, unless the asset does not generate cash inflows that are largely independent of those from other assets or groups of assets.
- 1.10.2.** The carrying amount of Goodwill arising from business combination is allocated to CGUs or groups of CGUs that are expected to benefit from the synergies of the combination.
- 1.10.3.** When the carrying amount of an asset or CGU exceeds its recoverable amount, the asset is considered impaired and is written down to its recoverable amount.

## 1.11. Inventories

- 1.11.1.** Inventories are stated at cost or net realizable value, whichever is lower. Cost of inventories comprises of expenditure incurred in the normal course of business in bringing inventories to their present location including appropriate overheads apportioned on a reasonable and consistent basis and are determined on the following basis:
- Crude oil, traded goods and finished products other than lubricants are determined on First in First out basis
  - Other raw materials, packages, lubricants and stores and spares are determined on weighted average basis.
  - The cost of Work-in-Progress is determined at raw material cost plus cost of conversion.
- 1.11.2.** Customs duty on Raw materials/Finished goods lying in bonded warehouse are provided for at the applicable rates except where liability to pay duty is transferred to consignee.
- 1.11.3.** Excise duty on finished stocks lying at manufacturing locations is provided for at the assessable value applicable at each of the locations based on end use.
- 1.11.4.** The net realizable value of finished goods and stock in trade are based on the inter-company transfer prices and final selling prices (applicable at the location of stock) for sale to oil marketing companies and retail consumers respectively. For the purpose of stock valuation, the proportion of sales to oil marketing companies and retail consumers are determined on all India basis and considered for stock valuation at all locations.
- 1.11.5.** Raw Materials held for use in the production of finished goods are not written down below cost except in cases where raw material prices have declined and it is estimated that the cost of the finished goods will exceed their net realizable value.
- 1.11.6.** Obsolete, slow moving, surplus and defective stocks are identified at the time of physical verification of stocks and where necessary, provision is made for such stocks.

## 1.12. Revenue Recognition

### 1.12.1. Sale of goods

Revenue from the sale of goods is recognized when the performance obligation is satisfied by transferring the related goods to the customer. The performance obligation is considered to be satisfied when the customer obtains control of the goods.

Revenue from the sale of goods includes excise duty and is measured at the transaction price received or receivable (after including transaction price allocations related to arrangements involving more than one performance obligation), net of returns, taxes or duties collected on behalf of the Government and applicable trade discounts or rebates.

Revenue is allocated between loyalty programmes and other components of the sale. The amount allocated to the loyalty programme is deferred, and is recognized as revenue when the Corporation

has fulfilled its obligation to supply the products under the terms of the programme.

Any upfront fees earned by the Corporation with no identifiable performance obligation are recognized as revenue on a systematic basis over the period of the Contract.

Where the Corporation acts as an agent on behalf of a third party, the associated income is recognized on a net basis.

Claims in respect of subsidy on LPG and SKO, from Government of India are booked on in-principle acceptance thereof on the basis of available instructions / clarifications, subject to final adjustments as stipulated.

### **1.12.2. Construction contracts**

Revenue from Construction contracts arise from the service concession arrangements entered into by the Corporation and certain arrangements involving construction of specific assets as part of arrangements involving more than one performance obligation.

Contract revenue includes the amount agreed in the contract to the extent that it is probable that they will result in revenue and can be measured reliably.

Based on an assessment of the terms of such contracts, the contract revenue is recognized in the Statement of Profit and Loss based on the percentage of completion method.

The stage of completion is assessed with reference to the proportion of actual cost incurred as compared to the total estimated cost of the related contract.

Contract expenses are recognized as incurred unless they create an asset relating to future contract activity. An expected loss on a contract is recognized immediately in the Statement of Profit and Loss.

**1.12.3.** Interest income is recognized using Effective Interest Rate (EIR) method.

**1.12.4.** Dividend is recognized when right to receive the payment is established, it is probable that the economic benefits associated with the dividend will flow to the entity and the amount of dividend can be measured reliably.

**1.12.5.** Income from sale of scrap is accounted for on realization.

**1.12.6.** Claims other than subsidy claims on LPG and SKO, from Government of India are booked when there is a reasonable certainty of recovery.

### **1.13. Classification of Income / Expenses**

**1.13.1.** Income / expenditure (net) in aggregate pertaining to prior year(s) above the threshold limit are corrected retrospectively in the first set of Financial Statements approved for issue after their discovery by restating the comparative amounts and / or restating the opening Balance Sheet for the earliest prior period presented.

**1.13.2.** Prepaid expenses upto threshold limit in each case, are charged to revenue as and when incurred.

**1.13.3.** Deposits placed with Government agencies / local authorities which are perpetual in nature are charged to revenue in the year of payment.

### **1.14. Employee Benefits**

#### **1.14.1. Short-term employee benefits**

Short-term employee benefits are recognized as an expense at an undiscounted amount in the Statement of Profit and Loss of the year in which the related services are rendered.

#### **1.14.2. Post-employment benefits**

##### **Defined Contribution Plans:**

Obligations for contributions to defined contribution plans such as pension are recognized as an expense in the Statement of Profit and Loss as the related service is provided. Prepaid contributions are recognized as an asset to the extent that a cash refund or a set-off in future payments is available.

### **Defined Benefit Plans:**

The Corporation's net obligation in respect of defined benefit plans such as gratuity, other post-employment benefits etc., is calculated separately for each plan by estimating the amount of future benefit that the employees have earned in the current and prior periods, discounting that amount and deducting the fair value of any plan assets.

The calculation of defined benefit obligation is performed at each reporting period end by a qualified actuary using the Projected Unit Credit method. When the calculation results in a potential asset for the Corporation, the recognized asset is limited to the present value of the economic benefits available in the form of any future refunds from the plan or reductions in future contributions to the plan.

The current service cost of the defined benefit plan, recognized in the Statement of Profit and Loss as part of employee benefit expense, reflects the increase in the defined benefit obligation resulting from employee service in the current year, benefit changes, curtailments and settlements. Past service costs are recognized immediately in the Statement of Profit and Loss. The net interest is calculated by applying the discount rate to the net balance of the defined benefit obligation and the fair value of plan assets. This net interest is included in employee benefit expense in the Statement of Profit and Loss.

Re-measurements which comprise of actuarial gains and losses, the return on plan assets (excluding amounts included in the net interest on the net defined benefit liability (asset)) and the effect of the asset ceiling (if any, excluding amounts included in the net interest on the net defined benefit liability (asset)), are recognized in Other Comprehensive Income.

#### **1.14.3. Other long-term employee benefits**

Liability towards other long term employee benefits - leave encashment and long service awards etc., are determined on actuarial valuation by qualified actuary by using Projected Unit Credit method.

The current service cost of other long terms employee benefits, recognized in the Statement of Profit and Loss as part of employee benefit expense, reflects the increase in the obligation resulting from employee service in the current year, benefit changes, curtailments and settlements. Past service costs are recognized immediately in the Statement of Profit and Loss. The interest cost is calculated by applying the discount rate to the balance of the obligation. This cost is included in employee benefit expense in the Statement of Profit and Loss. Re-measurements are recognized in the Statement of Profit and Loss.

#### **1.14.4. Termination benefits**

Expenditure on account of Voluntary Retirement Scheme are charged to Statement of Profit and Loss as and when incurred.

#### **1.14.5. Employee Share Based Payments**

The Corporation recognizes Equity-settled share-based payments to employees in Statement of Profit and Loss based on estimated fair value of the options on the grant date. The fair value determined at the grant date of the equity-settled share-based payments is expensed on a straight-line basis over the vesting period, based on the Corporation's estimate of equity instruments that will eventually vest, with a corresponding increase in Other Equity. At the end of each reporting period, the Corporation revises its estimate of the number of equity instruments expected to vest. The impact of the revision of the original estimates, if any, is recognized in profit or loss such that the cumulative expense reflects the revised estimate, with a corresponding adjustment to the equity-settled employee benefits reserve.

The dilutive effect of outstanding options is reflected as additional share dilution in the computation of diluted earnings per share.

## 1.15. Foreign Currency Transactions

### 1.15.1. Monetary items:

Transactions in foreign currencies are initially recorded at their respective exchange rates at the date the transaction first qualifies for recognition.

Monetary assets and liabilities denominated in foreign currencies are translated at exchange rates prevailing on the reporting date.

Exchange differences arising on settlement or translation of monetary items (except for long-term foreign currency monetary items outstanding as of 31<sup>st</sup> March 2016) are recognized in Statement of Profit and Loss either as profit or loss on foreign currency transaction and translation or as borrowing costs to the extent regarded as an adjustment to borrowing costs.

The Corporation has elected to continue the policy adopted under Previous GAAP for accounting the foreign exchange differences arising on settlement or translation of long-term foreign currency monetary items outstanding as of 31<sup>st</sup> March 2016 i.e. foreign exchange differences arising on settlement or translation of long-term foreign currency monetary items relating to acquisition of depreciable assets are adjusted to the carrying cost of the assets and depreciated over the balance life of the asset and in other cases, if any, accumulated in "Foreign Currency Monetary Item Translation Difference Account" and amortized over the balance period of the liability.

### 1.15.2. Non - Monetary items:

Non-monetary items that are measured in terms of historical cost in a foreign currency are translated using the exchange rates at the dates of the initial transactions.

## 1.16. Investment in Subsidiaries, Joint Ventures and Associates

Investments in equity shares of Subsidiaries, Joint Ventures and Associates are recorded at cost and reviewed for impairment at each reporting date.

## 1.17. Government Grants

**1.17.1.** Government grants are recognized where there is reasonable assurance that the grant will be received and all attached conditions will be complied with.

**1.17.2.** When the grant relates to an expense item, it is recognized in Statement of Profit and Loss on a systematic basis over the periods that the related costs, for which it is intended to compensate, are expensed.

**1.17.3.** Government grants relating to Property, Plant and Equipment are presented as deferred income and are credited to the Statement of Profit and Loss on a systematic and rational basis over the useful life of the asset.

## 1.18. Provisions, Contingent Liabilities and Capital Commitments

**1.18.1.** Provisions are recognized when there is a present obligation (legal or constructive) as a result of a past event, it is probable that an outflow of resources embodying economic benefits will be required to settle the obligation and a reliable estimate can be made of the amount of the obligation.

**1.18.2.** The expenses relating to a provision is presented in the Statement of Profit and Loss net of reimbursements, if any.

**1.18.3.** If the effect of the time value of money is material, provisions are discounted using a current pre-tax rate that reflects, when appropriate, the risks specific to the liability. When discounting is used, the increase in the provision due to the passage of time is recognized as a finance cost.

**1.18.4.** Contingent liabilities are possible obligations whose existence will only be confirmed by future events not wholly within the control of the Corporation, or present obligations where it is not probable that an outflow of resources will be required or the amount of the obligation cannot be measured with sufficient reliability.

**1.18.5.** Contingent liabilities are not recognized in the Financial Statements but are disclosed unless the possibility of an outflow of economic resources is considered remote.



**1.18.6.** Contingent liabilities and Capital Commitments disclosed are in respect of items which in each case are above the threshold limit.

## **1.19. Fair Value measurement**

**1.19.1.** The Corporation measures certain financial instruments at fair value at each reporting date.

**1.19.2.** Certain accounting policies and disclosures require the measurement of fair values, for both financial and non-financial assets and liabilities.

**1.19.3.** Fair value is the price that would be received to sell an asset or paid to transfer a liability in an orderly transaction between market participants at the measurement date in the principal or, in its absence, the most advantageous market to which the Corporation has access at that date. The fair value of a liability also reflects its non-performance risk.

**1.19.4.** The best estimate of the fair value of a financial instrument on initial recognition is normally the transaction price - i.e. the fair value of the consideration given or received. If the Corporation determines that the fair value on initial recognition differs from the transaction price and the fair value is evidenced neither by a quoted price in an active market for an identical asset or liability nor based on a valuation technique that uses only data from observable markets, then the financial instrument is initially measured at fair value, adjusted to defer the difference between the fair value on initial recognition and the transaction price. Subsequently that difference is recognized in Statement of Profit and Loss on an appropriate basis over the life of the instrument but no later than when the valuation is wholly supported by observable market data or the transaction is closed out.

**1.19.5.** While measuring the fair value of an asset or liability, the Corporation uses observable market data as far as possible. Fair values are categorized into different levels in a fair value hierarchy based on the inputs used in the valuation technique as follows:

- **Level 1:** quoted prices (unadjusted) in active markets for identical assets or liabilities.
- **Level 2:** inputs other than quoted prices included in Level 1 that are observable for the assets or liability, either directly (i.e. as prices) or indirectly (i.e. derived from prices)
- **Level 3:** inputs for the assets or liability that are not based on observable market data (unobservable inputs)

**1.19.6.** When quoted price in active market for an instrument is available, the Corporation measures the fair value of the instrument using that price. A market is regarded as active if transactions for the asset or liability take place with sufficient frequency and volume to provide pricing information on an ongoing basis.

**1.19.7.** If there is no quoted price in an active market, then the Corporation uses valuation techniques that maximise the use of relevant observable inputs and minimise the use of unobservable inputs. The chosen valuation technique incorporates all of the factors that market participants would take into account in pricing a transaction.

**1.19.8.** The Corporation regularly reviews significant unobservable inputs and valuation adjustments. If the third party information, such as broker quotes or pricing services, is used to measure fair values, then the Corporation assesses the evidence obtained from the third parties to support the conclusion that these valuations meet the requirements of Ind AS, including the level in the fair value hierarchy in which the valuations should be classified.

## **1.20. Financial Assets**

### **1.20.1. Initial recognition and measurement**

Trade Receivables and debt securities issued are initially recognized when they are originated. All other financial assets are initially recognized when the Corporation becomes a party to the contractual provisions of the instrument. All financial assets are recognized initially at fair value plus, in the case of financial assets not recorded at fair value through profit or loss (FVTPL), transaction costs that are attributable to the acquisition of the financial asset. However, trade receivables that do not contain a significant financing component are measured at transaction price.

## 1.20.2. Subsequent measurement

Subsequent measurement is determined with reference to the classification of the respective financial assets. Based on the business model for managing the financial assets and the contractual cash flow characteristics of the financial asset, the Corporation classifies financial assets as subsequently measured at amortized cost, fair value through Other Comprehensive Income or fair value through profit or loss.

### Debt instruments at amortized cost

A 'debt instrument' is measured at the amortized cost if both the following conditions are met:

The asset is held within a business model whose objective is

- To hold assets for collecting contractual cash flows, and
- Contractual terms of the asset give rise on specified dates to cash flows that are solely payments of principal and interest (SPPI) on the principal amount outstanding.

After initial measurement, such financial assets are subsequently measured at amortized cost using the Effective Interest Rate (EIR) method. Amortized cost is calculated by taking into account any discount or premium and fees or costs that are an integral part of the EIR. The EIR amortization is included in finance income in the Statement of Profit and Loss. The losses arising from impairment are recognized in the Statement of Profit and Loss.

If there is revision in estimates of receipts/contractual cash flows, gross carrying amount of the financial assets are recalculated at period end as the present value of the estimated future contractual cash flows that are discounted at the financial asset's original effective interest rate due to revision in estimates of receipts. Adjustment, if any, is recognised as income or expense in Statement of Profit and Loss.

### Debt instruments at Fair value through Other Comprehensive Income (FVOCI)

A 'debt instrument' is measured at the fair value through Other Comprehensive Income if both the following conditions are met:

The asset is held within a business model whose objective is achieved by both

- collecting contractual cash flows and selling financial assets and
- contractual terms of the asset give rise on specified dates to cash flows that are SPPI on the principal amount outstanding.

After initial measurement, these assets are subsequently measured at fair value. Interest income under Effective Interest method, foreign exchange gains and losses and impairment losses are recognized in the Statement of Profit and Loss. Other net gains and losses are recognized in Other Comprehensive Income.

### Debt instruments at Fair value through Profit or Loss (FVTPL)

Fair Value through Profit or Loss is a residual category for debt instruments. Any debt instrument, which does not meet the criteria for categorization at amortized cost or as FVOCI, is classified as FVTPL.

After initial measurement, any fair value changes including any interest income, foreign exchange gain and losses, impairment losses and other net gains and losses are recognized in the Statement of Profit and Loss separately.

### Equity investments

All equity investments within the scope of Ind AS 109 are measured at fair value. Such equity instruments which are held for trading are classified as FVTPL. For all other such equity instruments, the Corporation decides to classify the same either as FVOCI or FVTPL. The Corporation makes such election on an instrument-by-instrument basis. The classification is made on initial recognition and is irrevocable.

For equity instruments classified as FVOCI, all fair value changes on the instrument, excluding dividends, are recognized in Other Comprehensive Income (OCI). Dividends on such equity instruments are recognized in the Statement of Profit and Loss.

Equity instruments included within the FVTPL category are measured at fair value with all changes recognized in the Statement of Profit and Loss.

### **1.20.3. De-recognition**

A financial asset (or, where applicable, a part of a financial asset or part of a group of similar financial assets) is primarily derecognized (i.e. removed from the Corporation's Balance Sheet) when:

The rights to receive cash flows from the asset have expired, or

The Corporation has transferred its rights to receive cash flows from the asset or has assumed an obligation to pay the received cash flows in full without material delay to a third party under a 'pass-through' arrangement; and either:

- The Corporation has transferred substantially all the risks and rewards of the asset, or
- The Corporation has neither transferred nor retained substantially all the risks and rewards of the asset, but has transferred control of the asset.

On de-recognition, any gains or losses on all debt instruments (other than debt instruments measured at FVOCI) and equity instruments (measured at FVTPL) are recognized in the Statement of Profit and Loss. Gains and losses in respect of debt instruments measured at FVOCI and that are accumulated in OCI are reclassified to profit or loss on de-recognition. Gains or losses on equity instruments measured at FVOCI that are recognized and accumulated in OCI are not reclassified to profit or loss on de-recognition.

### **1.20.4. Impairment of financial assets**

In accordance with Ind AS 109, the Corporation applies Expected Credit Loss ("ECL") model for measurement and recognition of impairment loss on the financial assets measured at amortized cost and debt instruments measured at FVOCI.

Loss allowances on receivables from customers are measured following the 'simplified approach' at an amount equal to the lifetime ECL at each reporting date. In respect of other financial assets such as loan to LPG Consumers, debt securities and bank balances, the loss allowance is measured at 12 month ECL only if there is no significant deterioration in the credit risk since initial recognition of the asset or asset is determined to have a low credit risk at the reporting date.

## **1.21. Financial Liabilities**

### **1.21.1. Initial recognition and measurement**

Financial liabilities are initially recognized when the Corporation becomes a party to the contractual provisions of the instrument.

Financial liability is initially measured at fair value minus, for an item not at fair value through profit and loss, transaction costs that are directly attributable to its acquisition or issue.

### **1.21.2. Subsequent measurement**

Subsequent measurement is determined with reference to the classification of the respective financial liabilities.

#### **Financial Liabilities at Fair Value through Profit or Loss (FVTPL)**

A financial liability is classified as at Fair Value through Profit or Loss (FVTPL) if it is classified as held-for-trading or is designated as such on initial recognition. Financial liabilities at FVTPL are measured at fair value and changes therein, including any interest expense, are recognized in Statement of Profit and Loss.

### **Financial Liabilities at amortized cost**

After initial recognition, financial liabilities other than those which are classified as FVTPL are subsequently measured at amortized cost using the Effective Interest Rate (“EIR”) method.

Amortized cost is calculated by taking into account any discount or premium and fees or costs that are an integral part of the EIR. The amortization done using the EIR method is included as finance costs in the Statement of Profit and Loss.

#### **1.21.3. De-recognition**

A financial liability is derecognized when the obligation under the liability is discharged or cancelled or expires. When an existing financial liability is replaced by another from the same lender on substantially different terms, or the terms of an existing liability are substantially modified, such an exchange or modification is treated as the de-recognition of the original liability and the recognition of a new liability. The difference in the respective carrying amounts is recognized in the Statement of Profit and Loss.

#### **1.22. Financial guarantees**

Financial guarantee contracts issued by the Corporation are those contracts that require a payment to be made to reimburse the holder for a loss it incurs because the specified debtor fails to make a payment when due in accordance with the terms of the debt instrument. Financial guarantee contracts are recognized initially as a liability at fair value, adjusted for transaction costs that are directly attributable to the issuance of the guarantee. Subsequently, the liability is measured at the higher of the amount of loss allowance determined as per impairment requirements of Ind AS 109 and the fair value initially recognized less cumulative amortization.

#### **1.23. Derivative financial instruments**

The Corporation uses derivative financial instruments to manage the commodity price risk and exposure on account of fluctuation in interest rate and foreign exchange rates. Such derivative financial instruments are initially recognized at fair value on the date on which a derivative contract is entered into and are subsequently measured at fair value with the changes being recognized in the Statement of Profit and Loss. Derivatives are carried as financial assets when the fair value is positive and as financial liabilities when the fair value is negative.

The fair valuation gains or losses on foreign currency derivatives measured at FVTPL are grouped along with Gain or loss on foreign currency transactions and translations and presented under “Other Income” or “Other expenses”, as the case may be, since these derivatives constitute hedges from an economic perspective and may not qualify for hedge accounting under Ind AS 109.

#### **1.24. Embedded derivatives**

If the hybrid contract contains a host that is a financial asset within the scope of Ind AS 109, the classification requirements contained in Ind AS 109 are applied to the entire hybrid contract. Derivatives embedded in all other host contracts, including financial liabilities are accounted for as separate derivatives and recorded at fair value if their economic characteristics and risks are not closely related to those of the host contracts and the host contracts are not held for trading or designated at fair value through profit and loss. These embedded derivatives are measured at fair value with changes in fair value recognized in Statement of Profit and Loss, unless designated as effective hedging instruments. Reassessment only occurs if there is a change in the terms of the contract that significantly modifies the cash flows.

#### **1.25. Offsetting of financial instruments**

Financial assets and financial liabilities are offset and the net amount is reported in the Balance Sheet, if there is a currently enforceable legal right to offset the recognized amounts and there is an intention to settle on a net basis, or to realize the assets and settle the liabilities simultaneously.

## 1.26. Taxes on Income

### 1.26.1. Current Tax

Income-tax Assets and liabilities are measured at the amount expected to be recovered from or paid to the taxation authorities. The tax rates and tax laws used to compute the amount are those that are enacted or substantively enacted, by the end of reporting period.

Current Tax items are recognized in correlation to the underlying transaction either in the Statement of Profit and Loss, Other Comprehensive income or directly in equity.

### 1.26.2. Deferred tax

Deferred tax is provided using the Balance Sheet method on temporary differences between the tax bases of assets and liabilities and their carrying amounts for financial reporting purposes at the reporting date.

Deferred tax liabilities are recognized for all taxable temporary differences.

Deferred tax assets are recognized for all deductible temporary differences, the carry forward of unused tax credits and any unused tax losses. Deferred tax assets are recognized to the extent that it is probable that taxable profit will be available against which the deductible temporary differences, and the carry forward of unused tax credits and unused tax losses can be utilised.

The carrying amount of deferred tax assets is reviewed at each reporting date and reduced to the extent that it is no longer probable that sufficient taxable profit will be available to allow all or part of the deferred tax asset to be utilised. Unrecognized deferred tax assets are re-assessed at each reporting date and are recognized to the extent that it has become probable that future taxable profits will allow the deferred tax asset to be recovered.

Deferred tax assets and liabilities are measured at the tax rates that are expected to apply in the year when the asset is realized or the liability is settled, based on tax rates and tax laws that have been enacted or substantively enacted at the reporting date.

Deferred Tax items are recognized in correlation to the underlying transaction either in the Statement of Profit and Loss, Other Comprehensive Income or directly in equity.

Deferred tax assets and deferred tax liabilities are offset if a legally enforceable right exists to set off current tax assets against current tax liabilities and the deferred taxes relate to the same taxable entity and the same taxation authority.

## 1.27. Earnings per share

**1.27.1.** Basic earnings per share are calculated by dividing the profit or loss for the period attributable to equity shareholders (after deducting preference dividends, if any, and attributable taxes) by the weighted average number of equity shares outstanding during the period.

**1.27.2.** For the purpose of calculating diluted earnings per share, the profit or loss for the period attributable to equity shareholders and the weighted average number of shares outstanding during the period are adjusted for the effect of all dilutive potential equity shares.

## 1.28. Classification of Assets and Liabilities as Current and Non-Current:

All assets and liabilities are classified as current or non-current as per the Corporation's normal operating cycle (considered as 12 months) and other criteria set out in Schedule III of the Act.

## 1.29. Cash and Cash equivalents

Cash and cash equivalents in the Balance Sheet include cash at bank, cash, cheque, draft on hand and demand deposits with an original maturity of less than three months, which are subject to an insignificant risk of changes in value.

For the purpose of Statement of Cash Flows, Cash and cash equivalents include cash at bank, cash, cheques and drafts on hand, net of outstanding bank overdrafts as they are considered an integral part of the Corporation's cash management. The Corporation considers all highly liquid investments with a remaining maturity at the

date of purchase of three months or less and that are readily convertible to known amounts of cash to be cash equivalents.

### 1.30. Cash Flows

Cash flows are reported using the indirect method, whereby net profit before tax is adjusted for the effects of transactions of a non-cash nature, any deferrals or accruals of past or future operating cash receipts or payments and item of income or expenses associated with investing or financing cash flows. The cash flows from operating, investing and financing activities are segregated.

### 1.31. Business Combinations of entities under common control

Business combinations involving entities that are ultimately controlled by the same party(ies) before and after the business combination are considered as common control entities and are accounted using the pooling of interest method as follows:

- The assets and liabilities of the combining entities are reflected at their carrying amounts.
- No adjustments are made to reflect the fair values, or recognise new assets or liabilities. Adjustments are made to harmonise accounting policies.
- The financial information in the Financial Statements in respect of prior periods is restated as if the business combination has occurred from the beginning of the preceding period in the Financial Statements, irrespective of the actual date of the combination. However, if business combination had occurred after that date, the prior period information shall be restated only from that date.

The balance of the retained earnings appearing in the Financial Statements of the transferor is aggregated with the corresponding balance appearing in the Financial Statements of the transferee or is adjusted against general reserve.

The identity of the reserves are preserved and the reserves of the transferor become the reserves of the transferee.

The difference if any, between the amounts recorded as share capital plus any additional consideration in the form of cash or other assets and the amount of share capital of the transferor is transferred to capital reserve and is presented separately from other capital reserves.

### 1.32. The Corporation has adopted materiality threshold limits in the preparation and presentation of Financial Statements as given below:

Threshold Item	Accounting Policy Reference	Unit	Threshold Limit Value
Allocation of other expenses to projects costing in each case	1.3.3	₹ Crores	5
Expenditure on certain items of Property, Plant and Equipment charged to revenue in each case	1.3.6	₹	1,000
Capitalization of spare parts meeting the definition of Property, Plant and Equipment in each case	1.3.7	₹ Lakhs	10
GST on common capital goods per item per month	1.3.10	₹ Lakhs	5
Depreciation at 100 percent in the year of acquisition except LPG Cylinders and Pressure Regulators	1.4.6	₹	5,000
Expenditure incurred for creating / acquiring other intangible assets in each case	1.5.2.5	₹ Lakhs	50
Income / expenditure (net) in aggregate pertaining to prior year(s)	1.13.1	₹ Crores	150
Prepaid expenses in each case	1.13.2	₹ Lakhs	5
Disclosure of Contingent liabilities and Capital Commitments in each case	1.18.6	₹ Lakhs	5



## NOTE 2 PROPERTY, PLANT AND EQUIPMENT

₹ in Crores

Particulars	Gross Block						Depreciation			Net Carrying Amount	
	As at 01/04/2022	Additions	Other Adjustments	Reclassifications / Deductions On Account Of Retirement / Disposal	As at 31/03/2023	Up to 31/03/2022	For the year	Reclassifications / Deductions On Account Of Retirement / Disposal	Up to 31/03/2023	As at 31/03/2023	As at 31/03/2022
Freehold Land*	2,525.97	89.78	-	3.00	2,612.75	-	-	-	-	2,612.75	2,525.97
Buildings including Roads*	11,591.38	1,076.51	-	57.13	12,610.76	2,711.71	591.77	38.97	3,264.51	9,346.25	8,879.67
Plant and Equipments*	43,597.07	3,029.33	617.46	804.12	46,439.74	9,608.25	2,809.88	688.97	11,729.16	34,710.58	33,988.82
Furniture and Fixtures*	1,228.48	404.95	-	13.08	1,620.35	499.13	139.45	9.79	628.79	991.56	729.35
Vehicles	82.91	9.48	-	1.18	91.21	43.66	9.90	1.89	51.67	39.54	39.25
Office Equipments*	1,587.38	238.33	-	32.17	1,793.54	934.88	216.67	31.78	1,119.77	673.77	652.50
Railway Sidings	362.09	107.15	-	0.43	468.81	109.50	27.66	0.08	137.08	331.73	252.59
Tanks and Pipelines*	17,391.31	775.24	-	23.60	18,142.95	2,555.21	718.22	22.29	3,251.14	14,891.81	14,836.10
Dispensing Pumps	3,783.91	380.76	-	28.57	4,136.10	1,155.43	218.61	21.09	1,352.95	2,783.15	2,628.48
LPG Cylinders and Allied Equipments	10,488.62	795.90	-	0.39	11,284.13	2,575.27	508.89	0.17	3,083.99	8,200.14	7,913.35
Right-of-Use Assets* (Refer Note No. 49)	10,480.42	1,801.83	-	128.15	12,154.10	1,334.15	964.24	23.26	2,275.13	9,878.97	9,146.27
<b>Total</b>	<b>1,03,119.54</b>	<b>8,709.26</b>	<b>617.46</b>	<b>1,091.82</b>	<b>1,11,354.44</b>	<b>21,527.19</b>	<b>6,205.29</b>	<b>838.29</b>	<b>26,894.19</b>	<b>84,460.25</b>	<b>81,592.35</b>
Previous Year*	80,066.67	23,490.15	236.41	673.69	1,03,119.54	16,515.29	5,268.27	256.37	21,527.19	81,592.35	

\* These include assets which are given on Operating Leases, the details thereof are included in Note No. 49.

\* Previous year figures for Gross Block Additions and Depreciation for the year includes ₹13,491.87 Crores and ₹5.79 Crores respectively on account of Business Combination (Refer Note No. 44).

## NOTE 3 CAPITAL WORK-IN-PROGRESS (CWIP)

₹ in Crores

Particulars			As at 31/03/2023	As at 31/03/2022
<b>Capital work-in-progress</b>				
Property, Plant & Equipment under erection/construction			4,973.48	4,252.62
Capital stores including those lying with contractors			395.59	453.16
Capital goods-in-transit			6.49	22.48
<b>Allocation of Construction Period expenses</b>				
	<b>2022-23</b>	<b>2021-22</b>		
Opening balance	251.63	539.38		
<b>Add: Expenditure during the year -</b>				
Establishment charges including Employee Benefit expenses	151.12	130.92		
Borrowing costs	8.77	23.66		
Others	11.15	26.98		
	<u>422.67</u>	<u>720.94</u>		
Less: Allocated to assets capitalized /charged off during the year	<u>(153.18)</u>	<u>(469.31)</u>		
Closing balance pending allocation			269.49	251.63
<b>Total</b>			<u><b>5,645.05</b></u>	<u><b>4,979.89</b></u>

**Note:** The above details are net of Provision for CWIP ₹ 348.56 Crores (Previous year ₹ 356.80 Crores)





## NOTE 4 INVESTMENT PROPERTY

₹ in Crores

Particulars	Gross Block			Depreciation			Net Carrying Amount			
	As at 01/04/2022	Additions	Reclassifications / Deductions On Account Of Retirement / Disposal	As at 31/03/2023	Up to 31/03/2022	For the year	Reclassifications / Deductions On Account Of Retirement / Disposal	Up to 31/03/2023	As at 31/03/2023	As at 31/03/2022
Buildings	0.17	-	-	0.17	0.14	0.02	-	0.16	0.01	0.03
<b>TOTAL</b>	<b>0.17</b>	<b>-</b>	<b>-</b>	<b>0.17</b>	<b>0.14</b>	<b>0.02</b>	<b>-</b>	<b>0.16</b>	<b>0.01</b>	<b>0.03</b>
Previous Year	0.17	-	-	0.17	0.12	0.02	-	0.14	0.03	

The Corporation's investment properties consists of office buildings rented out to third parties.

### Information Regarding Income and Expenditure of Investment Property

₹ in Crores

Particulars	2022-23	2021-22
Rental Income derived from Investment Properties	1.07	1.00
Less - Depreciation	(0.02)	(0.02)
<b>Profit arising from Investment Properties before other direct operating expenses</b>	<b>1.05</b>	<b>0.98</b>

The other direct operating expenses on the investment properties are not separately identifiable and the same are not likely to be material.

As at 31<sup>st</sup> March 2023 and 31<sup>st</sup> March 2022, the fair value of the property is ₹ **0.65 Crores** and ₹ 0.65 Crores respectively. These fair values of the investment property are categorised as Level 2 in the fair valuation hierarchy and has been determined by external, independent property valuer (registered valuer as per Companies Act, 2013), having appropriate recognised professional qualifications and recent experience in the location and category of the property being valued.

## NOTE 5 GOODWILL & OTHER INTANGIBLE ASSETS

### A. GOODWILL

₹ in Crores

Particulars	Gross Amount		Impairment		Net Carrying Amount		
	As at 01/04/2022	Additions (Refer Note No. 44)	As at 31/03/2023	Up to 31/03/2022	Up to 31/03/2023	As at 31/03/2022	As at 31/03/2023
Goodwill on Business Combination	1,203.98	-	1,203.98	-	-	1,203.98	1,203.98
<b>Total</b>	<b>1,203.98</b>	-	<b>1,203.98</b>	-	-	<b>1,203.98</b>	<b>1,203.98</b>
Previous Year	-	1,203.98	1,203.98	-	-	1,203.98	1,203.98

### B. OTHER INTANGIBLE ASSETS

₹ in Crores

Particulars	Useful Life (No. of Years)	Gross Block			Amortization			Net Carrying Amount		
		As at 01/04/2022	Additions	Other Adjustments	Reclassifications / Deletions	As at 31/03/2023	Up to 31/03/2022	Up to 31/03/2023	As at 31/03/2022	As at 31/03/2023
Right of Way	Indefinite	144.05	0.18	-	(66.12)	210.35	-	-	210.35	144.05
Right to Use	Upto 30	325.63	0.50	-	0.17	325.96	25.17	25.70	275.11	300.46
Service Concession Arrangements (Refer Note No. 48)	20	63.18	-	-	-	63.18	23.53	3.70	35.95	39.65
Software/Licenses	Upto 5	167.21	18.20	-	7.72	177.69	74.27	28.05	82.35	92.94
Process Licenses	Upto 5	629.91	8.24	-	-	638.15	197.00	112.92	328.23	432.91
<b>Total</b>		<b>1,329.98</b>	<b>27.12</b>	-	<b>(58.23)</b>	<b>1,415.33</b>	<b>319.97</b>	<b>170.37</b>	<b>931.99</b>	<b>1,010.01</b>
Previous Year <sup>#</sup>		544.02	786.34	-	0.38	1,329.98	159.20	160.80	319.97	1,010.01

<sup>#</sup> Previous year figures for Gross Block Additions includes ₹316.40 Crores on account of Business Combination (Refer Note No. 44).

## NOTE 6 INTANGIBLE ASSETS UNDER DEVELOPMENT (IAUD)

₹ in Crores

Particulars	Gross Amount			As at 31/03/2023
	As at 01/04/2022	Additions	Capitalization as Intangible Asset/ Deletions	
Right of Way	3.52	0.35	3.54	0.33
Software / License	8.29	24.36	9.78	22.87
Process Licenses	5.46	-	0.33	5.13
<b>Total</b>	<b>17.27</b>	<b>24.71</b>	<b>13.65</b>	<b>28.33</b>
Previous Year	363.06	27.06	372.85	17.27

There are no internally generated Intangible Assets.

Note: The above details are net of Provision for IAUD ₹53.66 Crores (Previous year: ₹53.66 Crores)

## ADDITIONAL INFORMATION IN RESPECT OF NOTE NOS. 2 TO 6:

- a) Freehold land includes ₹ **2.20 Crores** (Previous year ₹ 2.20 Crores) which, not being in the Corporation's possession and being under dispute, has been provided for in books of accounts.
- b) Buildings include Ownership Flats having gross block of ₹ **44.94 Crores** (Previous year ₹ 44.79 Crores) in proposed / existing co-operative societies and others.
- c) The Corporation has elected to continue the policy adopted under Previous GAAP for accounting the foreign exchange differences arising on settlement or translation of long-term foreign currency monetary items outstanding as of 31<sup>st</sup> March 2016 i.e. foreign exchange differences arising on settlement or translation of long-term foreign currency monetary items relating to acquisition of depreciable assets are adjusted to the carrying cost of the assets and depreciated over the balance life of the asset. Accordingly, "Other adjustments" include capitalization of foreign exchange differences (net) of ₹ **617.46 Crores** (Previous year ₹ 236.41 Crores).
- d) Additions include capitalization of borrowing costs of ₹ **0.97 Crores** (Previous year ₹ 264.83 Crores).
- e) Freehold Land, Plant and Equipment, Tanks and Pipelines, Railway Sidings, Buildings etc. jointly owned in varying extent with other Oil Companies / Railways / Port Trust: Gross Block ₹ **935.56 Crores** (Previous year ₹ 925.59 Crores), Cumulative Depreciation ₹ **163.56 Crores** (Previous year ₹ 126.59 Crores), Net Block ₹ **772.00 Crores** (Previous year ₹ 799.00 Crores).
- f) During the year, useful life of certain assets which have been constructed by the Corporation at Railway Consumer Depots have been reviewed and changed in line with terms and conditions of agreement with Railways resulting in increase in depreciation by ₹ **29.79 Crores**.
- g) Certain Long-term borrowings are secured by first charge ranking pari passu on all Property, Plant and Equipment (immovable and movable), both present and future of erstwhile Bharat Oman Refineries Limited (BORL). (Refer Note No. 25).
- h) Compensation from third parties in respect of items of Property, Plant and Equipment / Capital work in progress that were impaired, lost or given up during the year included in Statement of Profit and Loss is ₹ **22.62 Crores** (Previous year ₹ 3.49 Crores).
- i) Gross Block Reclassifications / Deductions on account of Retirement / Disposal includes:
- On account of retirement / disposal during the year ₹ **864.81 Crores** (Previous year ₹ 602.41 Crores)
  - Assets classified as held for sale ₹ **106.66 Crores** (Previous year ₹ 39.49 Crores)
  - Decapitalization of ₹ **62.80 Crores** (Previous year ₹ 33.86 Crores)
  - Deduction on account of reclassifications during the year ₹ **0.68 Crores** (Previous year ₹ 1.69 Crores).
- j) Depreciation and amortization for the year is ₹ **6,375.68 Crores** (Previous year ₹ 5,429.09 Crores) from which, after reducing –
- Depreciation on decapitalization of ₹ **11.36 Crores** (Previous year ₹ 4.62 Crores),
  - Depreciation on reclassification of assets of ₹ **16.84 Crores** (Previous year ₹ 0.78 Crores), and
  - Depreciation on account of Business Combination of **Nil** (Previous year ₹ 5.79 Crores) [Refer Note No. 44], the Net Depreciation and amortization for the year charged to Statement of Profit and Loss is ₹ **6,347.48 Crores** (Previous year ₹ 5,417.90 Crores).
- k) Deduction from accumulated depreciation on account of retirement / disposal / reclassifications during the year is ₹ **845.29 Crores** (Previous year ₹ 256.40 Crores).
- l) The Corporation has assessed the useful life of Right of Way as indefinite where the same is perpetual in nature.
- m) During the year, Right of Way (upto 99 years) has been reclassified from Other intangible assets to Property, Plant and Equipment (Right of use assets) considering land taken on Right of Way basis as an identified asset for the purpose of Ind AS 116 Leases.
- n) The Residual value of LPG cylinders and Pressure Regulators (other than Composite LPG Cylinders) have been estimated at 25% of the original cost (Previous Year at 15% of the original cost) based on the historical experience and internal technical assessment. The change in residual value has resulted in decrease in depreciation by ₹ **103.82 Crores** for FY 2022–23 and similar impact in future years over remaining useful life.

## ADDITIONAL INFORMATION IN RESPECT OF NOTE NOS. 2 TO 6 (CONTD.):

o) Ageing of Capital Work in Progress (CWIP) is as follows:

As at 31<sup>st</sup> March 2023

₹ in Crores

CWIP	Amount in CWIP for a period of				TOTAL
	Less than 1 year	1 - 2 years	2 - 3 Years	More than 3 years	
Projects in progress	2,976.21	1,387.52	594.95	666.91	5,625.59
Projects temporarily suspended	14.24	1.83	0.28	3.11	19.46
<b>Total</b>	<b>2,990.45</b>	<b>1,389.35</b>	<b>595.23</b>	<b>670.02</b>	<b>5,645.05</b>

As at 31<sup>st</sup> March 2022

₹ in Crores

CWIP	Amount in CWIP for a period of				TOTAL
	Less than 1 year	1 - 2 years	2 - 3 Years	More than 3 years	
Projects in progress	2,955.79	1,026.63	659.29	312.58	4,954.29
Projects temporarily suspended	0.53	12.34	4.63	8.10	25.60
<b>Total</b>	<b>2,956.32</b>	<b>1,038.97</b>	<b>663.92</b>	<b>320.68</b>	<b>4,979.89</b>

p) Ageing of Intangible Assets Under Development (IAUD) is as follows:

As at 31<sup>st</sup> March 2023

₹ in Crores

IAUD	Amount in IAUD for a period of				TOTAL
	Less than 1 year	1 - 2 years	2 - 3 Years	More than 3 years	
Projects in progress	22.80	0.40	-	5.13	28.33
<b>Total</b>	<b>22.80</b>	<b>0.40</b>	<b>-</b>	<b>5.13</b>	<b>28.33</b>

As at 31<sup>st</sup> March 2022

₹ in Crores

IAUD	Amount in IAUD for a period of				TOTAL
	Less than 1 year	1 - 2 years	2 - 3 Years	More than 3 years	
Projects in progress	11.57	0.09	0.15	5.46	17.27
<b>Total</b>	<b>11.57</b>	<b>0.09</b>	<b>0.15</b>	<b>5.46</b>	<b>17.27</b>

## ADDITIONAL INFORMATION IN RESPECT OF NOTE NOS. 2 TO 6 (CONTD.):

- q) For Capital Work in Progress (CWIP), whose completion is overdue or has exceeded its cost compared to its original plan, CWIP completion schedule is as follows:

**CWIP as at 31<sup>st</sup> March 2023**

₹ in Crores

Particulars	Project Name	To be completed in			
		Less than 1 year	1 - 2 years	2 - 3 Years	More than 3 years
Projects in progress	Setting Up Polypropylene at Rasayani & Petro Resid Fluidized Catalytic Cracker at Mumbai Refinery	290.76	-	-	-
Projects in progress	Turnaround for Hydro Cracker Unit /Diesel Hydro Treater unit at Bina Refinery	147.21	-	-	-
Projects in progress	Others	402.43	29.45	58.45	-
Projects temporarily suspended	Others	9.12	0.21	-	0.11

**CWIP as at 31<sup>st</sup> March 2022**

₹ in Crores

Particulars	Project Name	To be completed in			
		Less than 1 year	1 - 2 years	2 - 3 Years	More than 3 years
Projects in progress	Installation of New Kerosene Hydrotreater (KHT)	367.99	-	-	-
Projects in progress	Krishnapatnam Coastal Terminal	277.30	-	-	-
Projects in progress	Enhancing Production of Lube Base Stock (LOBS)	231.73	-	-	-
Projects in progress	POL Depot at Bokaro	129.00	-	-	-
Projects in progress	Others	481.47	33.92	0.69	1.00
Projects temporarily suspended	Others	1.11	3.50	-	0.06

- r) For Intangible Assets Under Development (IAUD), whose completion is overdue or has exceeded its cost compared to its original plan, IAUD completion schedule is as follows:

**IAUD as at 31<sup>st</sup> March 2023**

₹ in Crores

Particulars	Project Name	To be completed in			
		Less than 1 year	1 - 2 years	2 - 3 Years	More than 3 years
Projects in progress	Others	4.25	-	-	-

**IAUD as at 31<sup>st</sup> March 2022**

₹ in Crores

Particulars	Project Name	To be completed in			
		Less than 1 year	1 - 2 years	2 - 3 Years	More than 3 years
Projects in progress	Others	0.04	0.11	-	-

### s) Details of Immovable properties not held in the name of Corporation

As at 31<sup>st</sup> March 2023

Relevant line item in the Balance sheet	Description of item of property	Gross carrying value (₹ Crores)	Title deeds held in the name of	Property held since which date	Reason for not being held in the name of the company
PPE	Land	1.50	Rajaswa Vibag , Jiladikari, Udhamasingh Nagar	30 June 2006	Registration pending
PPE	Land	0.66	British India Corporation Limited	19 March 2004	Legal Case
PPE	Land	0.00*	District Magistrate Mathura	31 March 2002	Legal Case
PPE	Right-of-use assets	1.06	Industrial Infrastructure Development Corporation, Odisha	01 March 1998	Registration Pending
PPE	Land	0.01	Railways	01 April 1984	Registration Pending
PPE	Land	0.02	Railways	01 December 1994	Legal Case
PPE	Land	0.55	Andhra Pradesh Industrial Infrastructure Corporation (APIIC)	01 September 1998	Legal Case
PPE	Land	0.00#	Others	01 April 1928	Registration Pending
PPE	Land	3.43	Karnataka Industrial Areas Development Board (KIADB)	01 March 1997	Registration Pending
PPE	Land	0.08	Andhra Pradesh Industrial Infrastructure Corporation (APIIC)	01 April 1985	Land Allotment Case
PPE	Land	0.75	Karnataka Industrial Areas Development Board (KIADB)	01 December 1990	Registration Pending
PPE	Land	0.41	Karnataka Industrial Areas Development Board (KIADB)	01 March 1992	Registration Pending
PPE	Land	0.00@	Others	01 April 1928	Registration Pending
PPE	Land	0.00&	Others	01 April 1928	Registration pending
PPE	Land	6.14	Hindustan Petroleum Corporation Limited (HPCL)	15 November 2019	Registration pending (Jointly owned)
PPE	Land	0.06	Government of Kerala	01 April 1971	Registration pending
PPE	Land	0.05	Government of Maharashtra	01 March 1998	Registration Pending
PPE	Land	0.33	Deputy Salt Commissioner, Bombay	01 March 1998	Registration Pending
PPE	Land	73.94	Telangana State Industrial Infrastructure Corporation (TSIIC)	18 March 2023	Registration pending

\* ₹49,050 ; # ₹344 ; @ ₹2,289; & ₹50.

Pursuant to Ministry of Corporate Affairs (MCA) orders sanctioning the Scheme of Amalgamation of erstwhile subsidiaries BURL and BGRL, received by the Corporation on 22<sup>nd</sup> June 2022 and 8<sup>th</sup> August 2022 respectively, assets of erstwhile subsidiaries have been vested and amalgamated in the books of the Corporation and accounted for during the year as per Ind AS 103 “Business Combination”. The process of updating the name of the Corporation in respect of immovable properties of erstwhile subsidiaries BURL and BGRL is in progress.





### t) Details of Immovable properties not held in the name of Corporation

As at 31<sup>st</sup> March 2022

Relevant line item in the Balance sheet	Description of item of property	Gross carrying value (₹ Crores)	Title deeds held in the name of	Property held since which date	Reason for not being held in the name of the company
PPE	Land	0.21	Rajaswa Vibag , Jiladikari, Udham Singh Nagar	30 June 2006	Registration pending
PPE	Land	0.66	British India Corporation Limited	19 March 2004	Legal Case
PPE	Land	0.00*	District Magistrate Mathura	31 March 2002	Legal Case
PPE	Right-of-use assets	1.06	Industrial Infrastructure Development Corporation, Odisha	01 March 1998	Registration Pending
PPE	Land	0.72	Andhra Pradesh Industrial Infrastructure Corporation (APIIC)	01 December 1997	Registration Pending
PPE	Land	0.03	Railways	01 October 1994	Land Allotment Case
PPE	Land	0.01	Railways	01 April 1984	Registration Pending
PPE	Land	0.02	Railways	01 December 1994	Legal Case
PPE	Land	0.55	Andhra Pradesh Industrial Infrastructure Corporation (APIIC)	01 September 1998	Legal Case
PPE	Land	0.00#	Others	01 April 1928	Registration Pending
PPE	Land	3.43	Karnataka Industrial Areas Development Board (KIADB)	01 March 1997	Registration Pending
PPE	Land	0.08	Andhra Pradesh Industrial Infrastructure Corporation (APIIC)	01 April 1985	Land Allotment Case
PPE	Land	0.75	Karnataka Industrial Areas Development Board (KIADB)	01 December 1990	Registration Pending
PPE	Land	0.41	Karnataka Industrial Areas Development Board (KIADB)	01 March 1992	Registration Pending
PPE	Land	0.01	Indian Oil Corporation Limited	01 October 1994	Registration Pending
PPE	Land	0.00@	Others	01 April 1928	Registration Pending
PPE	Land	0.22	Others	01 December 1996	Registration pending
PPE	Land	0.00'	Others	01 January 1995	Registration pending
PPE	Land	0.12	Others	30 September 2001	Registration pending
PPE	Land	0.00&	Others	01 April 1928	Registration pending
PPE	Land	6.14	Hindustan Petroleum Corporation Limited (HPCL)	15 November 2019	Registration pending (Jointly owned)
PPE	Buildings	0.67	Government of Kerala	06 May 2021	Registration Pending
PPE	Land	22.39	Government of Kerala	06 May 2021	Registration Pending
PPE	Land	0.06	Government of Kerala	01 April 1971	Registration pending
PPE	Land	0.05	Government of Maharashtra	01 March 1998	Registration Pending
PPE	Land	0.33	Deputy Salt Commissioner, Bombay	01 March 1998	Registration Pending
PPE	Land	0.08	Karnataka Industrial Areas Development Board (KIADB)	01 March 1998	Registration pending

\* ₹49,050 ; # ₹344 ; @ ₹2,289; & ₹50; ' ₹7600

## NOTE 7 INVESTMENTS IN SUBSIDIARIES, JOINT VENTURES AND ASSOCIATES

Particulars	No. of units		₹ in Crores	
	As at 31/03/2023	As at 31/03/2022	As at 31/03/2023	As at 31/03/2022
<b>Investment in Subsidiary</b>				
<b>Unquoted</b>				
<b>Equity shares of [₹10 each (Fully Paid up)]</b>				
Bharat PetroResources Limited (BPRL)*	9,47,50,00,000	7,27,50,00,000	9,601.37	7,401.37
<b>Investment in Joint Ventures</b>				
<b>Unquoted</b>				
<b>Equity Shares of [₹10 each (Fully Paid up)]</b>				
Delhi Aviation Fuel Facility Private Limited	6,06,80,000	6,06,80,000	60.68	60.68
Maharashtra Natural Gas Limited	2,24,99,700	2,24,99,700	22.50	22.50
Sabarmati Gas Limited	99,87,400	99,87,400	122.40	122.40
Central UP Gas Limited	1,49,99,600	1,49,99,600	15.00	15.00
Bharat Stars Services Private Limited	1,00,00,000	1,00,00,000	10.00	10.00
Bharat Renewable Energy Limited	33,60,000	33,60,000	3.36	3.36
Mumbai Aviation Fuel Farm Facility Private Limited	5,29,18,750	5,29,18,750	52.92	52.92
Kochi Salem Pipeline Private Limited	55,00,00,000	27,50,00,000	550.00	275.00
BPCL-KIAL Fuel Farm Facility Private Limited	66,60,000	66,60,000	6.66	6.66
Haridwar Natural Gas Private Limited	2,22,00,000	2,22,00,000	22.20	22.20
Goa Natural Gas Private Limited	4,00,00,000	3,00,00,000	40.00	30.00
Ratnagiri Refinery and Petrochemical Limited	5,00,00,000	5,00,00,000	50.00	50.00
IHB Limited	76,45,00,000	51,45,00,000	764.50	514.50
<b>Equity Shares of [USD 1 each (Fully Paid up)]</b>				
Matrix Bharat Pte. Ltd.	2,50,000	2,50,000	1.05	1.05
<b>Investment in Associates</b>				
<b>Quoted</b>				
<b>Equity Shares</b>				
Petronet LNG Limited [₹10 each (Fully Paid up)]	18,75,00,000	18,75,00,000	98.75	98.75
Indraprastha Gas Limited [₹2 each (Fully Paid up)]	15,75,00,400	15,75,00,400	31.50	31.50



## NOTE 7 INVESTMENTS IN SUBSIDIARIES, JOINT VENTURES AND ASSOCIATES (CONTD.)

Particulars	No. of units		₹ in Crores	
	As at 31/03/2023	As at 31/03/2022	As at 31/03/2023	As at 31/03/2022
<b>Unquoted</b>				
<b>Equity Shares of [₹10 each (Fully Paid up)]</b>				
GSPL India Gasnet Limited	20,81,22,128	20,81,22,128	208.12	208.12
GSPL India Transco Limited	6,67,70,000	6,67,70,000	66.77	66.77
Petronet CI Limited	15,84,000	15,84,000	1.58	1.58
Fino PayTech Limited	2,79,91,070	2,92,71,759	260.17	272.08
<b>Equity Shares of [₹0.10 each (Fully Paid up)]</b>				
Petronet India Limited	1,60,00,000	1,60,00,000	0.16	0.16
<b>Equity Shares of [₹100 each (Fully Paid up)]</b>				
Kannur International Airport Limited	2,16,80,000	2,16,80,000	216.80	216.80
<b>Impairment in the value of investments</b>				
Bharat PetroResources Limited (Refer Note No. 56)			(3,392.75)	(2,032.79)
GSPL India Transco Limited (Refer Note No. 56)			(14.08)	(14.08)
Bharat Renewable Energy Limited			(3.36)	(3.36)
Petronet CI Limited			(1.58)	(1.58)
<b>Total</b>			<b>8,794.72</b>	<b>7,431.59</b>
Aggregate amount of Unquoted Securities			<b>8,664.47</b>	7,301.34
Aggregate amount of Quoted Securities			<b>130.25</b>	130.25
Market value of Quoted Securities			<b>11,038.89</b>	9,501.76
Aggregate amount of Impairment in the value of investments			<b>3,411.77</b>	2,051.81

\*Includes Equity component of ₹126.37 Crores (Previous year ₹126.37 Crores) recognised on Fair Valuation of concessional rate loan given to Subsidiary (BPRL).



## NOTE 8 OTHER INVESTMENTS

Particulars	No. of units		₹ in Crores	
	As at 31/03/2023	As at 31/03/2022	As at 31/03/2023	As at 31/03/2022
<b>Investment in Equity Instruments Designated at Fair value through Other Comprehensive Income</b>				
<b>Equity Shares of (₹10 each (fully paid up))</b>				
<b>Quoted</b>				
Oil India Limited*	2,67,50,550	2,67,50,550	673.18	637.33
<b>Unquoted</b>				
Cochin International Airport Limited*	1,31,25,000	1,31,25,000	127.30	120.80
<b>Investment in Debentures at Amortised cost</b>				
<b>Unquoted</b>				
5% Debentures (Fully Paid up) of East India Clinic Limited	1	1	0.01	0.01
<b>Investment in Equity Instruments Designated at Fair Value through Profit or Loss</b>				
<b>Unquoted</b>				
Equity Shares of Kochi Refineries Employees Consumer Co-operative Society Limited (Fully Paid up) # Value ₹ 5,000/-	500	500	#	#
Ordinary Shares (Fully Paid up) of Sindhu Resettlement Corporation Limited ## Value ₹ 19,000/-	6	6	##	##
<b>Total</b>			<b>800.49</b>	<b>758.14</b>
Aggregate amount of Unquoted Securities			127.31	120.81
Aggregate amount of Quoted Securities			673.18	637.33
Market value of Quoted Securities			673.18	637.33
Aggregate amount of Impairment in the value of investments			-	-

\* The Corporation has designated these investments at Fair Value through Other Comprehensive Income since these investments are intended to hold for long-term purposes. No such investments were disposed off during the year and accordingly, there have been no transfers of the cumulative gains or losses on these investments.

## NOTE 9 NON-CURRENT LOANS

(Unsecured, considered good unless otherwise stated)

₹ in Crores

Particulars	As at 31/03/2023	As at 31/03/2022
<b>Loans to Subsidiary</b>		
Bharat PetroResources Limited	455.00	2,190.00
<b>Loan to Joint Venture</b>		
Haridwar Natural Gas Private Limited (Secured)	7.50	11.25
<b>Loans to Employees (including accrued interest) (Secured)</b>	<b>445.38</b>	415.59
<b>Loans to Others :</b>		
Considered Good*	658.07	714.82
Significant increase in credit risk*	49.31	48.13
Credit Impaired*	23.37	4.69
Less: Loss Allowance	(118.06)	(82.72)
<b>Total</b>	<b>1,520.57</b>	<b>3,301.76</b>

\*Includes ₹519.27 Crores ( Previous Year : ₹585.42 Crores) pertaining to Loans given to Consumers under Pradhan Mantri Ujjwala Yojana scheme.



## NOTE 10 OTHER FINANCIAL ASSETS

(Unsecured, considered good unless otherwise stated)

₹ in Crores

Particulars	As at 31/03/2023	As at 31/03/2022
<b>Security Deposits</b>		
Considered Good	183.69	223.85
Considered Doubtful	2.27	1.67
Less : Allowance for Doubtful	(2.27)	(1.67)
<b>Claims</b>		
Considered good	2.08	9.27
Considered doubtful	18.96	19.22
Less : Allowance for doubtful	(18.96)	(19.22)
<b>Bank deposits with more than twelve months maturity</b>		
Considered Good *	3.89	3.95
Considered Doubtful	0.02	0.02
Less : Allowance for doubtful	(0.02)	(0.02)
<b>Advances against Equity Shares #</b>		
Kochi Salem Pipeline Private Limited	10.64	195.00
Haridwar Natural Gas Private Limited	21.38	-
Cochin Internation Airport Limited	16.41	-
Bharat Renewable Energy Limited	0.54	0.54
Less : Allowance for doubtful	(0.54)	(0.54)
<b>Total</b>	<b>238.09</b>	<b>432.07</b>

\* Includes Deposits of ₹ **3.89 Crores** (Previous Year ₹ 3.95 Crores) that have been pledged / deposited with Local Authorities.

# Advance against equity shares (pending allotment).

## NOTE 11 INCOME TAX ASSETS (NET)

₹ in Crores

Particulars	As at 31/03/2023	As at 31/03/2022
Advance payment of Income Tax (Net of provision)	485.95	324.71
<b>Total</b>	<b>485.95</b>	<b>324.71</b>

## NOTE 12 OTHER NON-CURRENT ASSETS

(Unsecured, considered good unless otherwise stated)

₹ in Crores

Particulars	As at 31/03/2023	As at 31/03/2022
<b>Capital advances</b>		
Considered Good	275.56	920.29
Considered Doubtful	0.28	0.06
Less : Allowance For Doubtful	(0.28)	(0.06)
<b>Advance to Associate</b>		
Petronet LNG Limited	80.00	88.30
Advance to Employee Benefit Trusts (Refer Note No. 50)	-	101.67
Prepaid expenses	279.80	302.27
<b>Claims and Deposits:</b>		
Considered good	661.18	613.99
Considered doubtful	129.18	215.58
Less : Allowance for doubtful	(129.18)	(215.58)
<b>Total</b>	<b>1,296.54</b>	<b>2,026.52</b>

## NOTE 13 INVENTORIES

(Refer Note No. 1.11)

₹ in Crores

Particulars	As at 31/03/2023	As at 31/03/2022
<b>Raw Materials</b>		
[Including In transit ₹3,331.71 Crores (Previous Year ₹6,119.06 Crores)]	9,903.71	15,119.95
<b>Work-in-progress</b>	3,007.82	3,399.99
<b>Finished goods</b>	16,848.94	13,627.71
<b>Stock-in-Trade</b>		
[Including In Transit ₹2,070.47 Crores (Previous Year ₹1,449.89 Crores)]	6,762.29	8,616.14
<b>Stores and Spares</b>		
[Including In Transit ₹2.09 Crores (Previous Year ₹5.94 Crores)]	1,500.72	1,386.81
<b>Packaging material</b>	41.22	25.85
<b>Total</b>	<b>38,064.70</b>	<b>42,176.45</b>

The Write Down of Inventories to Net Realisable Value during the year amounted to ₹270.06 Crores (Previous Year: ₹1,247.04 Crores). The Reversal of Write Down during the year amounted to ₹# (Previous Year: ₹2.69 Crores) due to Increase in Net Realisable Value of the Inventories. The Write Down or Reversal of Write Down have been included under 'Cost of Materials Consumed' or 'Changes in Inventories of Finished Goods, Stock-In-Trade and Work-In-Progress' in the Statement of Profit and Loss.

# Value ₹21,952.62

Inventories pledged as Collateral (Refer Note No. 30)

## NOTE 14 INVESTMENTS

₹ in Crores

Particulars	As at 31/03/2023	As at 31/03/2022
<b>Investments at Fair Value through Profit or Loss</b>		
<b>Quoted</b>		
<b>Investment In Government Securities of Face Value Of ₹100 each (Fully Paid up)</b>		
6.90% Oil Marketing Companies GOI Special Bonds 2026 <sup>#</sup>	877.02	911.16
7.95% Oil Marketing Companies GOI Special Bonds 2025	10.89	11.42
6.35% Oil Marketing Companies GOI Special Bonds 2024	2,097.35	2,167.89
8.20% Oil Marketing Companies GOI Special Bonds 2024	911.83	956.23
7.59% Government Stock 2026 <sup>#</sup>	380.05	395.57
<b>Total</b>	<b>4,277.14</b>	<b>4,442.27</b>

<sup>#</sup>These Securities of Face Value ₹370.00 Crores (Previous year ₹1245.00 crores) have been kept as Collateral Security with Clearing Corporation of India Limited for limits in Triparty Repo Settlement System.

₹ in Crores

Aggregate amount of Quoted Securities	4,277.14	4,442.27
Market value of Quoted Securities	4,277.14	4,442.27
Aggregate amount of Impairment in the value of investments	-	-

## NOTE 15 TRADE RECEIVABLES

(Unsecured unless otherwise stated)

₹ in Crores

Particulars	As at 31/03/2023	As at 31/03/2022
Considered good*	6,953.83	9,895.86
Less : Loss allowance	(231.97)	(196.31)
<b>Total</b>	<b>6,721.86</b>	<b>9,699.55</b>

\* Includes Debts secured by Bank guarantee/Letter of Credit/Deposit ₹728.42 Crores (previous year ₹2,433.47 Crores).

Trade receivables of the Corporation pledged as collateral (Refer Note No. 30).

## NOTE 15 TRADE RECEIVABLES (CONTD.)

Ageing of Trade Receivables as at 31/03/2023:

₹ in Crores

Particulars	Unbilled	Not due	Outstanding for following periods from the due date					Total
			Less than 6 months	6 months-1 year	1-2 Years	2-3 Years	More than 3 years	
Undisputed Trade Receivables- Considered good	18.85	5,145.94	1,557.54	60.50	42.19	10.38	58.36	6,893.76
Disputed Trade Receivables - Considered good	18.45	1.22	0.42	0.63	0.82	0.69	37.84	60.07
<b>Total</b>	<b>37.30</b>	<b>5,147.16</b>	<b>1,557.96</b>	<b>61.13</b>	<b>43.01</b>	<b>11.07</b>	<b>96.20</b>	<b>6,953.83</b>

Ageing of Trade Receivables as at 31/03/2022:

₹ in Crores

Particulars	Unbilled	Not due	Outstanding for following periods from the due date					Total
			Less than 6 months	6 months-1 year	1-2 Years	2-3 Years	More than 3 years	
Undisputed Trade Receivables- Considered good	34.42	7,081.96	2,585.59	33.11	23.26	19.78	50.49	9,828.61
Disputed Trade Receivables - Considered good	18.84	0.43	0.01	0.01	1.85	4.67	41.44	67.25
<b>Total</b>	<b>53.26</b>	<b>7,082.39</b>	<b>2,585.60</b>	<b>33.12</b>	<b>25.11</b>	<b>24.45</b>	<b>91.93</b>	<b>9,895.86</b>

## NOTE 16 CASH AND CASH EQUIVALENTS

₹ in Crores

Particulars

Balance with Banks :

On Current Account

Deposits with banks with original maturity of less than three months

Cheques and drafts on hand

Cash on hand

**Total**

	As at 31/03/2023	As at 31/03/2022
On Current Account	415.42	479.24
Deposits with banks with original maturity of less than three months	1,450.00	875.69
Cheques and drafts on hand	2.04	5.56
Cash on hand	13.86	23.46
<b>Total</b>	<b>1,881.32</b>	<b>1,383.95</b>



## NOTE 17 BANK BALANCES OTHER THAN CASH AND CASH EQUIVALENTS

₹ in Crores

Particulars	As at 31/03/2023	As at 31/03/2022
Deposits with banks with original maturity of 3 - 12 months <sup>#</sup>	1.28	26.89
<b>Earmarked Balances</b>		
Unspent CSR funds	28.93	6.56
Unclaimed Dividend*	31.07	33.50
Deposits with banks with original maturity of 3 - 12 months <sup>^</sup>	177.84	-
<b>Total</b>	<b>239.12</b>	<b>66.95</b>

<sup>#</sup>Includes Deposit of ₹1.28 Crores (Previous Year ₹26.89 Crores) that has been pledged/deposited with Local Authorities/Court.

<sup>^</sup> Earmarked on account of grant received from Government of India under FAME India Scheme Phase II for installation and commissioning of Electric Vehicle charging stations.

## NOTE 18 CURRENT LOANS

(unsecured, considered good unless otherwise stated)

₹ in Crores

Particulars	As at 31/03/2023	As at 31/03/2022
<b>Loan to Joint Venture</b>		
Haridwar Natural Gas Private Limited (Secured)	3.75	3.75
Loans to employees (including accrued interest) (Secured)	64.99	60.07
<b>Loans to Others</b>		
Considered good*	79.22	75.35
Significant increase in credit risk*	4.68	3.62
Credit impaired*	1.79	0.26
Less : Loss Allowance	(11.81)	(7.06)
<b>Total</b>	<b>142.64</b>	<b>135.99</b>

\*Includes ₹57.85 Crores (Previous Year ₹57.13 Crores) pertaining to Loans given to consumers under Pradhan Mantri Ujjwala Yojana scheme.



## NOTE 19 OTHER FINANCIAL ASSETS

(Unsecured, considered good unless otherwise stated)

₹ in Crores

Particulars	As at 31/03/2023	As at 31/03/2022
Security Deposit	5.20	13.31
Bank Deposits with remaining maturity of less than twelve Months*	0.07	-
<b>Interest accrued on bank deposits</b>		
Considered good	1.83	0.59
Considered doubtful	0.02	0.02
Less: Allowance for doubtful	(0.02)	(0.02)
Derivative Asset	18.74	11.80
<b>Receivable from Central Government / State Government</b>		
Considered good	313.93	211.92
Considered doubtful	229.65	57.94
Less: Allowance for doubtful	(229.65)	(57.94)
<b>Dues from Related Parties</b>		
Dues From Subsidiary	4.21	5.08
Dues from Joint Venture Companies & Associates	234.32	20.25
<b>Advances and Recoverables</b>		
Considered good	491.16	286.37
Considered doubtful	259.86	248.61
Less: Allowance for doubtful	(259.86)	(248.61)
<b>Total</b>	<b>1,069.46</b>	<b>549.32</b>

\*Includes Deposit of ₹0.07 Crores (Previous Year: NIL) that has been pledged/deposited with Local Authorities/Court/Bank.

## NOTE 20 CURRENT TAX ASSETS (NET)

₹ in Crores

Particulars	As at 31/03/2023	As at 31/03/2022
Advance Income Tax (Net of provision for taxation)	968.90	894.66
<b>Total</b>	<b>968.90</b>	<b>894.66</b>

## NOTE 21 OTHER CURRENT ASSETS

(Unsecured, considered good unless otherwise stated)

₹ in Crores

Particulars	As at 31/03/2023	As at 31/03/2022
<b>Advances other than Capital advances</b>		
Other Advances including Prepaid expenses		
Considered Good	341.11	402.33
Considered doubtful	25.63	24.94
Less : Allowance for doubtful	(25.63)	(24.94)
<b>Advance to Associate</b>		
Petronet LNG Limited	18.30	18.30
Claims	20.27	16.14
Project Surplus Material	230.90	246.20
Less: Provision for Project Surplus	(2.63)	(0.45)
Recoverables on account of GST, Customs, Excise etc.	1,408.14	1,061.83
<b>Total</b>	<b>2,016.09</b>	<b>1,744.35</b>

## NOTE 22 ASSETS HELD-FOR-SALE

₹ in Crores

Particulars	As at 31/03/2023	As at 31/03/2022
Assets Held-for-Sale	16.80	12.66
<b>Total</b>	<b>16.80</b>	<b>12.66</b>

Non-Current Assets Held-for-Sale consist of items such as Plant and equipment, Dispensing pumps, etc. which have been identified for disposal due to replacement/ obsolescence of Assets which happens in the normal course of business. These Assets are expected to be disposed off within the next twelve months. On account of re-classification of these Assets, an Impairment loss of ₹31.50 Crores during the year (Previous Year: ₹19.17 Crores) has been recognised in the Statement of Profit and Loss. (Refer Note No. 43)

## NOTE 23 EQUITY SHARE CAPITAL

₹ in Crores

Particulars	As at 31/03/2023	As at 31/03/2022
<b>i Authorised</b>		
11,93,50,00,000 Equity Shares (Refer Note No. 44) (Previous Year 2,63,50,00,000 Equity Shares)	<b>11,935.00</b>	2,635.00
<b>ii Issued, Subscribed and Paid-up</b>		
<b>2,16,92,52,744</b> (Previous Year 2,16,92,52,744) Equity Shares Fully Paid-Up Less - "BPCL Trust For Investment in Shares" [No. of Equity Shares <b>3,29,60,307</b> (Previous Year 3,29,60,307)] (Refer Note No. 45)	<b>2,169.25</b>	2,169.25
Less - "BPCL ESPS Trust" [No. of Equity Shares <b>68,36,948</b> (Previous Year 68,36,948)]. (Refer Note No. 45)	<b>(32.96)</b>	(32.96)
	<b>(6.84)</b>	(6.84)
<b>Total</b>	<b>2,129.45</b>	2,129.45

**iii** The Corporation has only one class of Shares namely Equity Shares having par value of ₹ 10 per share. Each Holder of Equity Shares is entitled to one vote per Equity Share. In the event of liquidation of the Corporation, the holders of Equity Shares will be entitled to receive the remaining assets of the Corporation in proportion to the number of Equity Shares held. The Corporation declares and pays dividend in Indian Rupees. The final dividend, if any, proposed by the Board of Directors is subject to the approval of the Shareholders in the ensuing Annual General Meeting.

### iv Reconciliation of No. of Equity Shares

Particulars	As at 31/03/2023	As at 31/03/2022
A. Opening Balance	<b>2,16,92,52,744</b>	2,16,92,52,744
B. Shares Issued		
- Bonus Shares	-	-
C. Shares Bought Back	-	-
D. Balance at the end of the reporting period	<b>2,16,92,52,744</b>	2,16,92,52,744

### v Details of Shareholders holding more than 5% shares

Particulars	As at 31/03/2023		As at 31/03/2022	
	% Holding	No. of shares	% Holding	No. of shares
<b>Name of Shareholder</b>				
The President of India	<b>52.98</b>	<b>1,14,91,83,592</b>	52.98	1,14,91,83,592
Life Insurance Corporation of India	<b>9.53</b>	<b>20,68,32,188</b>	7.47	16,19,08,591

### vi Shareholding of Promoters

Shares held by the Promoters at the end of the year	As at 31/03/2023			As at 31/03/2022		
	No. of Shares	% of total Shares	% Change during the year	No. of Shares	% of total Shares	% Change during the year
<b>Promoter Name</b>						
The President of India	<b>1,14,91,83,592</b>	<b>52.98</b>	-	1,14,91,83,592	52.98	-
<b>Total</b>	<b>1,14,91,83,592</b>	<b>52.98</b>	-	1,14,91,83,592	52.98	-



## NOTE 24 OTHER EQUITY

₹ in Crores

### Particulars

Capital Reserve	(20.76)
Debenture Redemption Reserve	250.00
Share Options Outstanding Account (Refer Note No. 55)	-
General Reserve	33,910.65
Equity Instruments through Other Comprehensive Income	184.38
Securities Premium (Refer Note No.45)	6,306.19
Retained Earnings	9,326.25
BPCL Trust for Investment in Shares (Refer Note No.45)	(74.39)
BPCL ESPS Trust (Refer Note No.45)	(15.43)
<b>Total</b>	<b>49,866.89</b>

As at 31/03/2023	As at 31/03/2022
(20.76)	(20.76)
250.00	1,335.09
-	-
33,910.65	32,775.56
184.38	147.15
6,306.19	6,306.19
9,326.25	9,062.62
(74.39)	(74.39)
(15.43)	(15.43)
<b>49,866.89</b>	<b>49,516.03</b>

### Particulars

#### Capital Reserve

Opening balance	20.76
Additions / (Deletions) during the year	-
Closing balance	20.76

#### Debenture Redemption Reserve:

Opening balance	1,335.09
Add : Transfer from Retained Earnings	50.00
Less: Transfer to General Reserve	(1,135.09)
Closing balance	250.00

#### Share Options Outstanding Account (Refer Note No. 55)

Opening balance	-
Additions during the year	-
Less : Transfer to Securities Premium	-
Less : Transfer to General Reserve	-
Closing balance	-

#### General Reserve

Opening balance	32,775.56
Add : Transfer from Debenture Redemption Reserve	1,135.09
Add : Transfer from Retained earnings	-
Add : Transfer from Share Options Outstanding Account	-
Closing Balance	33,910.65

#### Equity instruments through Other Comprehensive Income

Opening Balance	147.15
Additions / (Deletions) during the year	37.23
Closing balance	184.38

#### Securities Premium (Refer Note No. 45)

Opening balance	6,306.19
Add : Transfer from Share Options Outstanding Account	-
Add: Allotment of equity Shares to employees on account of "BPCL ESPS SCHEME"	-
Closing Balance	6,306.19

#### BPCL Trust for Investment in Shares : (Refer Note No. 45)

Opening Balance	(74.39)
Additions / (Deletions) during the year	-
Closing Balance	(74.39)

As at 31/03/2023	As at 31/03/2022
20.76	20.76
-	-
20.76	20.76
1,335.09	1,264.84
50.00	207.75
(1,135.09)	(137.50)
250.00	1,335.09
-	856.49
-	77.06
-	(861.49)
-	(72.06)
-	-
32,775.56	29,566.00
1,135.09	137.50
-	3,000.00
-	72.06
33,910.65	32,775.56
147.15	(161.56)
37.23	308.71
184.38	147.15
6,306.19	5,101.31
-	861.49
-	343.39
6,306.19	6,306.19
(74.39)	(74.39)
-	-
(74.39)	(74.39)

## NOTE 24 OTHER EQUITY (CONTD.)

₹ in Crores

Particulars	As at 31/03/2023	As at 31/03/2022
<b>BPCL ESPS Trust (Refer Note No. 45)</b>		
Opening balance	(15.43)	(97.90)
Add: Allotment of equity Shares to employees on account of "BPCL ESPS SCHEME"	-	82.47
Closing balance	(15.43)	(15.43)
<b>Retained Earnings :</b>		
Opening balance	9,062.62	16,017.61
Effect of merger of Bharat Gas Resources Ltd. (Refer Note No. 44)	-	(8.52)
<b>Opening balance after the above effect</b>	<b>9,062.62</b>	<b>16,009.09</b>
Add : Profit/(Loss) for the year as per Statement of Profit and Loss	1,870.10	11,363.35
Less : Remeasurements of Defined Benefit plans (net of tax)	(277.33)	(20.89)
Less : Transfer to Debenture Redemption Reserve	(50.00)	(207.75)
Less : Transfer to General Reserve	-	(3,000.00)
Less : Interim Dividends for the year: ₹NIL per share (Previous year : ₹10 per share)	-	(2,169.25)
Less : Final Dividend for FY 2021-22: ₹6 per share (Previous year: ₹58 per share for FY 2020-21)	(1,301.55)	(12,581.67)
Add : Income from "BPCL Trust for Investment in Shares" (Refer Note No. 45)	19.78	224.13
Add : Income of "BPCL ESPS Trust " (Net of Tax) (Refer Note No. 45)	2.63	36.06
Add: Effect of merger of Bharat Oman Refineries Ltd. (Refer Note No. 44)	-	(590.45)
Closing balance*^	9,326.25	9,062.62
<b>Total</b>	<b>49,866.89</b>	<b>49,516.03</b>

\*Includes accumulated Gain/(Loss) on account of remeasurements of Defined Benefit plans (Net of Tax) as on 31<sup>st</sup> March 2023 ₹(808.41) Crores [Previous Year ₹(531.08) Crores].

^Includes re-measurement gain of ₹1,720.13 Crores (Previous Year: ₹1,720.13 Crores) recognized in the consolidated financial statements on acquisition of Bharat Oman Refineries Limited , subsequently recorded in Standalone Financial Statements on its merger with the Corporation.

### Nature and purpose of reserves

#### Capital reserve

It represents Capital Reserve appearing in the Financial Statements of erstwhile Kochi Refineries Limited (KRL) transferred on amalgamation and difference between the Investment made in Petronet CCK Limited (PCCKL) and the Share Capital received during the acquisition when the first time control was obtained.

#### Debenture Redemption Reserve

Debenture Redemption Reserve represents reserve created out of the profits of the Corporation available for distribution to Shareholders which is utilised for redemption of Debentures/Bonds.

#### Share Options Outstanding Account

The Share Options Outstanding account is used to record the fair value of Equity-settled Share-based Payment transactions with Employees. The amounts recorded in Share Options Outstanding Account are transferred to Securities Premium upon exercise of Share options. In case of Share options not exercised by Employees the corresponding amounts are transferred to General Reserve.

#### General Reserve

General Reserve represents appropriation of Retained Earnings and are available for distribution to Shareholders.

#### Securities Premium

The amount received in excess of the par value adjusted with additional cost of Equity Shares, if any, has been classified as Securities Premium. The same can be utilised for issuance of Bonus Shares, charging off Equity related expenses ,etc.

#### Retained Earnings

Retained Earnings (excluding accumulated balance of remeasurements of Defined Benefit Plans (Net of Tax) and re-measurement gain on acquisition of Bharat Oman Refineries Ltd.) represents surplus/accumulated earnings of the Corporation and are available for distribution to Shareholders.

#### Proposed Dividends on Equity Shares not recognised

₹ in Crores

	2022-23	2021-22
Final Dividend for the year [₹4 per share (Previous year : ₹6 per share)]	867.70	1,301.55
<b>Total</b>	<b>867.70</b>	<b>1,301.55</b>



## NOTE 25 BORROWINGS

₹ in Crores

Particulars	As at 31/03/2023		As at 31/03/2022	
	Current <sup>#</sup>	Non-Current	Current <sup>#</sup>	Non-Current
<b>Debentures &amp; Bonds</b>				
<b>Unsecured</b>				
7.69% Unsecured Non-Convertible Debentures 2023	-	-	749.94	-
5.85% Unsecured Non-Convertible Debentures 2023	599.94	-	-	599.74
5.75% Unsecured Non-Convertible Debentures 2023	839.81	-	-	839.54
8.02% Unsecured Non-Convertible Debentures 2024	999.94	-	-	999.87
6.11% Unsecured Non-Convertible Debentures 2025	-	1,995.08	-	1,995.03
6.27% Unsecured Non-Convertible Debentures 2026	-	999.45	-	999.29
7.58% Unsecured Non-Convertible Debentures 2026	-	935.50	-	-
4.625% US Dollar International Bonds 2022	-	-	3,789.15	-
4% US Dollar International Bonds 2025	-	4,100.75	-	3,777.46
<b>Term Loan</b>				
<b>Secured</b>				
<b>From Banks</b>				
Term Loan*	650.22	2,185.13	481.50	2,834.98
<b>From Others</b>				
Foreign Currency Loan*	-	-	64.46	276.93
<b>Unsecured</b>				
<b>From Banks</b>				
Foreign Currency Loan	6,160.00	-	-	5,671.72
Term Loan	1.29	9,003.88	0.03	3,000.47
<b>From Others</b>				
Interest Free Loan from Govt. of Kerala	-	40.61	-	37.42
Interest Free Loan from Govt. of Madhya Pradesh	-	181.20	-	-
<b>Total</b>	<b>9,251.20</b>	<b>19,441.60</b>	<b>5,085.08</b>	<b>21,032.45</b>

<sup>#</sup>Classified under Current Borrowings (Refer Note No. 30).

### Terms of Repayment Schedule of Long-term borrowings (Gross Amount) as at 31/03/2023:

Non-Current	Coupon Rate of Interest	₹ in Crores	Maturity
Interest Free Loan from Govt. of Madhya Pradesh	-	510.00	10-Apr-37
Interest Free Loan from Govt. of Kerala	-	100.00	30-Mar-34
6.27% Unsecured Non-Convertible Debentures 2026	6.27%	1,000.00	26-Oct-26
7.58% Unsecured Non-Convertible Debentures 2026	7.58%	935.61	17-Mar-26
Term Loan: PNB	Repo Based	3,000.00	27-Sep-25
Term Loan: HDFC	T-Bill Based	3,000.00	6-Sep-25
6.11% Unsecured Non-Convertible Debentures 2025	6.11%	1,995.20	6-Jul-25
4% US Dollar International Bonds 2025	4.00%	4,110.85	8-May-25
Term Loan: Canara Bank	Repo Based	3,000.00	29-Dec-24
Term Loan: SBI	T-Bill Based	2,185.50	Quarterly repayment (30/06/2024 to 31/03/2027)
Term Loan: HDFC	T-Bill Based	3.88	Quarterly repayment (30/06/2024 to 30/06/2027)

## NOTE 25 BORROWINGS (CONTD.)

Current	Coupon Rate of Interest	₹ in Crores	Maturity
8.02% Unsecured Non-Convertible Debentures 2024	8.02%	1,000.00	11-Mar-24
Foreign Currency Loans - Syndicated ECB USD 450 Million	SOFR based	3,699.76	11-Jan-24
5.75% Unsecured Non-Convertible Debentures 2023	5.75%	840.00	15-Dec-23
Foreign Currency Loans - Syndicated ECB USD 300 Million	Libor Based	2,466.51	5-Dec-23
5.85% Unsecured Non-Convertible Debentures 2023	5.85%	600.00	13-Jul-23
Term Loan: SBI	T-Bill Based	650.50	Quarterly repayment ( 30/06/2023 to 31/03/2024)
Term Loan: HDFC	T-Bill Based	1.29	Quarterly repayment (30/06/2023 to 31/03/2024)

\*These loans are secured against first charge on the entire fixed assets (movable and immovable), both present and future, located at Corporation's factory site at Bina (Madhya Pradesh), Vadinar (Gujarat) and other places of erstwhile Bharat Oman Refineries Ltd. (In the Previous Year, these loans were secured against assets of erstwhile Bharat Oman Refineries Ltd. as below-

- First Charge ranking pari passu on entire Property, Plant and Equipment (immovable and movable), both present and future.
- Second charge ranking pari passu on entire Current Assets (both present and future.)

The borrowings from banks and financial institutions have been used for the purposes for which such loans were taken.

## NOTE 25a LEASE LIABILITIES

₹ in Crores

Particulars	As at 31/03/2023		As at 31/03/2022	
	Current <sup>#</sup>	Non-Current	Current <sup>#</sup>	Non-Current
Lease Liabilities	655.59	8,264.75	560.39	8,040.35
<b>Total</b>	<b>655.59</b>	<b>8,264.75</b>	<b>560.39</b>	<b>8,040.35</b>

<sup>#</sup>Classified under Current Lease Liabilities (Refer Note No. 30(a))

## NOTE 26 OTHER FINANCIAL LIABILITIES

₹ in Crores

Particulars	As at 31/03/2023	As at 31/03/2022
	Security / Earnest Money Deposits	10.37
Retiral Dues	58.52	45.34
<b>Total</b>	<b>68.89</b>	<b>56.63</b>

## NOTE 27 PROVISIONS

₹ in Crores

Particulars	As at 31/03/2023	As at 31/03/2022
	Provision for employee benefits (Refer Note No. 50)	178.53
<b>Total</b>	<b>178.53</b>	<b>206.83</b>

## NOTE 28 TAX EXPENSE AND DEFERRED TAX LIABILITIES (NET)

### (a) Amounts recognised in profit or loss

₹ in Crores

Particulars	2022-23	2021-22
<b>Current tax expense (A)</b>		
Current year*	352.18	2,706.34
Short/(Excess) provision of earlier years**	(1,296.02)	64.85
<b>Deferred tax expense (B)</b>		
Origination and reversal of temporary differences	37.32	643.99
Short/(Excess) provision of earlier years***	1,253.12	893.21
<b>Tax expense recognised in Statement of Profit and Loss (A+B)</b>	<b>346.60</b>	<b>4,308.39</b>
<b>Total of Short/(Excess) provision of earlier years</b>	<b>(42.90)</b>	<b>958.06</b>

### (b) Amounts recognised in other comprehensive income

₹ in Crores

Particulars	2022-23			2021-22		
	Before tax	Tax (expense) /benefit^	Net of tax	Before tax	Tax (expense)/benefit^	Net of tax
<b>Items that will not be reclassified to profit or loss</b>						
Remeasurements of the defined benefit plans	(370.61)	93.28	(277.33)	(28.41)	7.52	(20.89)
Equity instruments through Other Comprehensive income-net change in fair value	42.35	(5.12)	37.23	334.32	(25.61)	308.71
<b>TOTAL</b>	<b>(328.26)</b>	<b>88.16</b>	<b>(240.10)</b>	<b>305.91</b>	<b>(18.09)</b>	<b>287.82</b>

^Deferred Tax (expense)/benefit

### (c) Amounts recognised directly in equity

₹ in Crores

Particulars	2022-23			2021-22		
	Before tax	Tax (expense) /benefit	Net of tax	Before tax	Tax (expense)/benefit	Net of tax
<b>Dividend Income of "BPCL ESPS Trust" (Refer Note No.45)</b>						
Current Tax	4.10	(1.47)	2.63	68.18	(19.70)	48.48
Deferred Tax	-	-	-	(21.69)	9.27	(12.42)
<b>TOTAL</b>	<b>4.10</b>	<b>(1.47)</b>	<b>2.63</b>	<b>46.49</b>	<b>(10.43)</b>	<b>36.06</b>





## NOTE 28 TAX EXPENSE AND DEFERRED TAX LIABILITIES (NET) (CONTD.)

### (d) Reconciliation of effective tax rate

Particulars	2022-23		2021-22	
	%	₹ in Crores	%	₹ in Crores
Profit before tax		2,216.70		15,671.74
Tax using the Company's domestic tax rate	25.168%	557.90	25.168%	3,944.26
<b>Tax effect of:</b>				
Expenses not deductible for tax purposes	2.231%	49.46	0.025%	3.84
Income for which Deduction/ Exemption available	-9.266%	(205.39)	-0.512%	(80.16)
Effect of Mergers (Refer Note No. 44)	0.000%	-	-3.341%	(523.50)
Adjustments recognised in current year in relation to prior years	-1.935%	(42.90)	6.113%	958.06
Others	-0.562%	(12.47)	0.038%	5.89
<b>Income Tax Expense</b>	<b>15.636%</b>	<b>346.60</b>	<b>27.491%</b>	<b>4,308.39</b>

### (e) Movement in deferred tax balances

₹ in Crores

	As at 31/03/2023								
	Net balance as at 01/04/2022	Recognised in profit and loss	Recognised in OCI	Recognised in Short/ (Excess)**	Recognised directly in equity	Effect of Mergers (Refer Note No. 44)	Net Balance	Deferred tax asset	Deferred tax liability
<b>Deferred tax Asset / (Liabilities)</b>									
Property, plant and equipment	(8,838.07)	(367.90)	-	-	-	-	(9,205.97)	-	(9,205.97)
Intangible assets	(101.39)	30.18	-	-	-	-	(71.21)	-	(71.21)
Derivatives	67.96	(72.54)	-	-	-	-	(4.58)	-	(4.58)
Inventories	68.80	-	-	(68.80)	-	-	-	-	-
Investments	458.67	383.84	(5.12)	-	-	-	837.39	837.39	-
Trade and other receivables	49.41	8.97	-	-	-	-	58.38	58.38	-
Loans and borrowings	276.51	(0.29)	-	-	-	-	276.22	276.22	-
Employee benefits	454.43	(181.51)	93.28	18.53	-	-	384.73	384.73	-
Deferred income	30.23	11.48	-	-	-	-	41.71	41.71	-
Provisions	144.89	26.47	-	-	-	-	171.36	171.36	-
Other Current liabilities	177.82	177.10	-	-	-	-	354.92	354.92	-
Unabsorbed Depreciation**	1,202.85	-	-	(1,202.85)	-	-	-	-	-
Other items	141.86	(53.12)	-	-	-	-	88.74	88.74	-
<b>Tax Assets/(Liabilities)</b>	<b>(5,866.03)</b>	<b>(37.32)</b>	<b>88.16</b>	<b>(1,253.12)</b>	<b>-</b>	<b>-</b>	<b>(7,068.31)</b>	<b>2,213.45</b>	<b>(9,281.76)</b>

## NOTE 28 TAX EXPENSE AND DEFERRED TAX LIABILITIES (NET) (CONTD.)

### (f) Movement in deferred tax balances

₹ in Crores

	As at 31/03/2022						
	Net balance as at 01/04/2021	Recognised in profit and loss	Recognised in OCI	Recognised in Short/ (Excess)*	Recognised directly in equity	Effect of Mergers (Refer Note No. 44)	Deferred tax liability
<b>Deferred tax Asset / (Liabilities)</b>							
Property, plant and equipment	(6,280.04)	(210.18)	-	614.87	-	(2,962.72)	(8,838.07)
Intangible assets	(15.81)	(5.95)	-	19.19	-	(98.82)	(101.39)
Derivatives	3.45	64.51	-	-	-	67.96	67.96
Inventories	-	79.01	-	-	-	(10.21)	68.80
Investments	464.93	19.35	(25.61)	-	-	458.67	458.67
Trade and other receivables	72.20	(22.79)	-	-	-	49.41	49.41
Loans and borrowings	207.74	68.77	-	-	-	276.51	276.51
Employee benefits	583.47	(63.71)	7.52	(80.16)	-	454.43	454.43
Deferred income	32.79	(2.56)	-	-	-	30.23	30.23
Provisions	144.91	(0.02)	-	-	-	144.89	144.89
Other Current liabilities	174.73	3.09	-	-	-	177.82	177.82
BPCL ESPS Trust	(9.27)	-	-	-	9.27	-	-
MAT Credit Entitlement	-	-	-	(380.99)	-	380.99	-
Unabsorbed Depreciation	-	(369.71)	-	(1,004.19)	-	2,576.75	1,202.85
Business Loss	-	(179.31)	-	(55.11)	-	234.42	-
Other items	149.35	(24.49)	-	(6.82)	-	23.82	141.86
<b>Tax Assets/(Liabilities)*</b>	<b>(4,471.55)</b>	<b>(643.99)</b>	<b>(18.09)</b>	<b>(893.21)</b>	<b>9.27</b>	<b>151.54</b>	<b>(8,939.46)</b>
						<b>(5,866.03)</b>	<b>3,073.43</b>

The Corporation offsets tax assets and liabilities if and only if it has a legally enforceable right to set off current tax assets & current tax liabilities and the deferred tax assets & deferred tax liabilities related to income taxes levied by the same tax authority.

\* It includes ₹ 0.18 crores pertaining to tax liability of "BPCL ESPS Trust" for FY 2022-23.

\*\* Pursuant to merger of BORL with the Corporation, the Corporation utilised unabsorbed depreciation of erstwhile BORL while filing Income Tax Return in FY 2021-22. Accordingly, the deferred tax on the unabsorbed depreciation has been reversed in short/ (excess) and correspondingly, current tax also has been reduced in short/ (excess) pertaining to earlier years. (Refer Note No. 44).

# During the previous year, the erstwhile BORL had adopted new tax regime under Section 115BAA of Income Tax Act, 1961. The new tax rate applicable for the erstwhile BORL including surcharge and cess was 25.168% as compared to 34.944% applicable during earlier years under old tax regime, necessary impact was given for deferred tax expense of prior years amounting to ₹814.54 crores in FY 2021-22.



## NOTE 29 OTHER NON CURRENT LIABILITIES

₹ in Crores

Particulars	As at	As at
	31/03/2023	31/03/2022
Deferred Income and Others*	1,912.51	1,429.80
<b>Total</b>	<b>1,912.51</b>	<b>1,429.80</b>

\*Deferred Income includes unamortised portion of Government Grants amounting to ₹1,327.49 Crores (Previous year ₹887.85 Crores), comprising mainly of works contract tax reimbursement, interest free loan received from State Governments as part of the fiscal incentives sanctioned for projects, grant received from Government of India under FAME India Scheme Phase II for installation and commissioning of Electric Vehicle charging stations and grants received for technology development.

## NOTE 30 CURRENT BORROWINGS

₹ in Crores

Particulars	As at	As at
	31/03/2023	31/03/2022
<b>Loans Repayable on Demand</b>		
<b>Secured</b>		
<b>From banks</b>		
Working capital loans / Cash Credit*	1,850.00	2,445.50
Current maturities of long-term borrowings (Refer Note No. 25)	650.22	545.96
<b>Unsecured</b>		
<b>From banks</b>		
Working Capital Loan/ Cash Credit	1,900.00	1,953.00
Foreign Currency Loans - Revolving Credit	3,412.00	-
Current maturities of long-term borrowings (Refer Note No. 25)	6,161.29	0.03
<b>From Others</b>		
Commercial Paper	-	3,098.50
Current Maturities of Long-Term Borrowings (Refer Note No. 25)	2,439.69	4,539.09
<b>Total</b>	<b>16,413.20</b>	<b>12,582.08</b>

\*Secured in favour of the participating banks ranking pari passu inter-alia by hypothecation of raw materials, finished goods, stock-in-process, book debts, stores, components and spares and all movables both present and future. [Refer Note No. 13 and 15].

The borrowings from banks and financial institutions have been used for the purposes for which such loans were taken. The quarterly returns or statements of current assets filed by the Corporation with banks or financial institutions are in agreement with the books of accounts for FY 2021-22 and FY 2022-23.



## NOTE 30a CURRENT LEASE LIABILITIES

₹ in Crores

### Particulars

Current Maturities of Lease Liabilities (Refer Note No. 25(a))

### Total

	As at 31/03/2023	As at 31/03/2022
Current Maturities of Lease Liabilities (Refer Note No. 25(a))	655.59	560.39
<b>Total</b>	<b>655.59</b>	<b>560.39</b>

## NOTE 31 TRADE PAYABLES

₹ in Crores

### Particulars

Total Outstanding dues of Micro Enterprises and Small Enterprises (Refer Note No. 62)

Total Outstanding dues of creditors other than Micro Enterprises and Small Enterprises (Refer Note No. 46)

### Total

	As at 31/03/2023	As at 31/03/2022
Total Outstanding dues of Micro Enterprises and Small Enterprises (Refer Note No. 62)	273.58	245.26
Total Outstanding dues of creditors other than Micro Enterprises and Small Enterprises (Refer Note No. 46)	23,737.26	30,084.85
<b>Total</b>	<b>24,010.84</b>	<b>30,330.11</b>

### Ageing of Trade Payables as at 31/03/2023:

₹ in Crores

Particulars	Unbilled	Not due	Outstanding for following periods from the due date				TOTAL
			Less than 1 year	1-2 Years	2-3 Years	More than 3 years	
Undisputed Trade Payables							
Micro Enterprises and Small Enterprises	-	272.82	-	-	-	-	272.82
Others	720.08	20,784.39	522.06	34.34	44.70	46.42	22,151.99
Disputed Trade Payables							
Micro Enterprises and Small Enterprises	-	0.76	-	-	-	-	0.76
Others	362.94	15.21	999.33	19.90	27.51	160.38	1,585.27
<b>Total</b>	<b>1,083.02</b>	<b>21,073.18</b>	<b>1,521.39</b>	<b>54.24</b>	<b>72.21</b>	<b>206.80</b>	<b>24,010.84</b>

### Ageing of Trade Payables as at 31/03/2022:

₹ in Crores

Particulars	Unbilled	Not due	Outstanding for following periods from the due date				TOTAL
			Less than 1 year	1-2 Years	2-3 Years	More than 3 years	
Undisputed Trade Payables							
Micro Enterprises and Small Enterprises	13.51	231.36	-	-	-	-	244.87
Others	822.03	27,915.60	673.10	59.72	11.17	31.03	29,512.65
Disputed Trade Payables							
Micro Enterprises and Small Enterprises	-	0.39	-	-	-	-	0.39
Others	308.07	1.16	76.58	25.99	31.51	128.89	572.20
<b>Total</b>	<b>1,143.61</b>	<b>28,148.51</b>	<b>749.68</b>	<b>85.71</b>	<b>42.68</b>	<b>159.92</b>	<b>30,330.11</b>

## NOTE 32 OTHER FINANCIAL LIABILITIES

₹ in Crores

Particulars	As at	As at
	31/03/2023	31/03/2022
Interest Accrued but not due on Borrowings	349.70	338.50
Security/Earnest Money Deposits	1,026.76	937.79
Deposits For Containers*^	16,709.42	16,098.84
Unclaimed Dividends**	31.07	33.50
Dues to Micro Enterprises and Small Enterprises (Refer Note No. 62)	307.74	120.22
Derivative Liability	0.55	280.09
CSR Liability (Refer Note No. 58)	108.92	45.96
Other Liabilities	2,553.38	3,014.33
<b>Total</b>	<b>21,087.54</b>	<b>20,869.23</b>

\* Includes deposits received under Rajiv Gandhi Gramin LPG Vitrak Yojana and Pradhan Mantri Ujjwala Yojana (Central Scheme) ₹3,839.44 Crores (Previous year ₹3,627.87 Crores). The deposit against these schemes have been funded from CSR fund and Government of India.

^ Based on past trends, it is expected that settlement towards the deposit for containers would be insignificant in next 12 months.

\*\* No amount is due at the end of the period for credit to Investor Education and Protection Fund.

## NOTE 33 OTHER CURRENT LIABILITIES

₹ in Crores

Particulars	As at	As at
	31/03/2023	31/03/2022
Advances from Customers	1,106.00	1,008.49
Statutory Liabilities	5,721.18	6,110.25
Other (Deferred Income etc.)*	196.00	190.54
<b>Total</b>	<b>7,023.18</b>	<b>7,309.28</b>

\*Deferred Income includes unamortised portion of Government Grants amounting to ₹95.73 Crores (Previous year: ₹66.55 Crores), comprising mainly of works contract tax reimbursement, interest free loan received from State Governments as part of the fiscal incentives sanctioned for projects, grant received from Government of India under FAME India Scheme phase II for installation and commissioning of Electric Vehicle charging stations and grants received for technology development.

## NOTE 34 PROVISIONS

₹ in Crores

Particulars	As at	As at
	31/03/2023	31/03/2022
Provision for employee benefits (Refer Note No. 50)	2,202.27	2,560.78
Others (Refer Note No. 57)*	480.43	277.13
<b>Total</b>	<b>2,682.70</b>	<b>2,837.91</b>

\*Above includes deposits/claims made of ₹90.19 Crores (Previous year ₹94.39 Crores) netted of against provisions.

## NOTE 35 CURRENT TAX LIABILITIES (NET)

₹ in Crores

Particulars	As at	As at
	31/03/2023	31/03/2022
Current tax liabilities (Net of taxes paid)	-	1,417.90
<b>Total</b>	<b>-</b>	<b>1,417.90</b>

## NOTE 36 REVENUE FROM OPERATIONS

₹ in Crores

Particulars	2022-23	2021-22
<b>(A) (i) Sales</b>		
Petroleum Products*	5,25,623.52	4,30,579.47
Crude Oil	852.68	669.89
	<u>5,26,476.20</u>	<u>4,31,249.36</u>
<b>(ii) Subsidy from Central and State Governments*</b>	5,628.66	35.82
	<u>5,32,104.86</u>	<u>4,31,285.18</u>
<b>(B) Other operating revenues</b>	1,362.69	1,137.30
<b>Total</b>	<u>5,33,467.55</u>	<u>4,32,422.48</u>

\*The MoPNG, vide letter dated 30.04.2020 had conveyed to Oil Marketing Companies (OMCs) that where Market Determined Price (MDP) of LPG cylinders is less than its Effective Cost to Customer (ECC), the OMCs will retain the difference in a separate buffer account for future adjustment. However, as on 31<sup>st</sup> March 2023, the company had a cumulative net negative buffer of ₹848.74 Crores (after adjustment of uncompensated cost of ₹2,815.19 Crores and one-time grant of ₹5,582.00 Crores) as the retail selling price was less than MDP. The Government of India has approved a one-time grant of ₹5,582 Crores for compensating the under recoveries suffered by the Corporation on sale of domestic LPG during FY 2021-22 and FY 2022-23. This one-time grant of ₹5,582.00 Crores has been shown under "Subsidy from Central and State Governments".

## NOTE 37 OTHER INCOME

₹ in Crores

Particulars	2022-23	2021-22
<b>Interest Income on</b>		
Instrument measured at FVTPL	296.23	331.20
Instrument measured at amortised Cost	368.03	787.79
Income Tax Refund	38.76	56.19
<b>Dividend Income</b>		
Dividend income - Subsidiaries, Joint Ventures and Associates	748.34	289.75
Dividend income from non-current equity instruments at FVOCI	52.16	28.76
Gain on Buy Back of Shares by Associate Company	15.56	-
Write back of liabilities no longer required	17.34	19.72
Reversal of allowance on doubtful debts and advances (net) <sup>@</sup>	-	91.88
Gain on prepayment of Interest Free VAT Loan	-	224.48
Gain on sale of Property, Plant and Equipment / Non-current assets held for sale (net) <sup>^</sup>	-	2.68
Others*	647.57	796.91
<b>Total</b>	<u>2,183.99</u>	<u>2,629.36</u>

<sup>@</sup>During current year, Provision on Doubtful debts and advances (net) of ₹175.74 Crores has been grouped under Other Expenses.

<sup>^</sup>During current year, Loss on sale of Property, Plant and Equipment / Non-current assets held for sale (net) of ₹10.69 Crores has been grouped under Other Expenses.

\*Includes amortisation of capital grants ₹85.67 Crores (Previous year : ₹95.81 Crores).

## NOTE 38 COST OF MATERIALS CONSUMED

₹ in Crores

### Particulars

Opening Stock	
Add: Impact on account of merger (Refer Note No. 44)	
Add : Purchases	
Less: Closing Stock	
<b>Total</b>	

2022-23	2021-22
15,119.95	5,664.78
-	3,967.61
2,29,089.15	1,69,028.75
(9,903.71)	(15,119.95)
<u>2,34,305.39</u>	<u>1,63,541.19</u>

## NOTE 39 PURCHASES OF STOCK-IN-TRADE

₹ in Crores

### Particulars

Petroleum Products	
Crude Oil	
Others	
<b>Total</b>	

2022-23	2021-22
1,98,752.64	1,42,902.59
852.68	669.89
278.82	329.22
<u>1,99,884.14</u>	<u>1,43,901.70</u>

## NOTE 40 CHANGES IN INVENTORIES OF FINISHED GOODS, STOCK-IN-TRADE AND WORK-IN-PROGRESS

₹ in Crores

### Particulars

#### Value of opening stock of

Finished goods	
Stock-in-Trade	
Work-in-progress	

2022-23	2021-22
13,627.71	11,624.90
8,616.14	6,932.01
3,399.99	1,573.68
<u>25,643.84</u>	<u>20,130.59</u>

Add: Impact on account of merger (Refer Note No. 44)

#### Less : Value of closing stock of

Finished goods	
Stock-in-Trade	
Work-in-progress	

-	1,524.45
16,848.94	13,627.71
6,762.29	8,616.14
3,007.82	3,399.99
<u>26,619.05</u>	<u>25,643.84</u>

**Net (increase) / decrease in inventories of Finished goods, Stock-in-Trade and Work-in-progress**

<u>(975.21)</u>	<u>(3,988.80)</u>
-----------------	-------------------

## NOTE 41 EMPLOYEE BENEFITS EXPENSE

₹ in Crores

### Particulars

Salaries and wages	
Contribution to Provident and Other funds (Refer Note No. 50)	
Staff welfare expenses	
Voluntary Retirement Scheme	
<b>Total Employee benefits expense</b>	

2022-23	2021-22
2,093.51	2,503.52
295.89	549.88
374.57	341.62
-	2.90
<u>2,763.97</u>	<u>3,397.92</u>

## NOTE 42 FINANCE COSTS

₹ in Crores

### Particulars

Interest Expense*	
Other borrowing costs	
Exchange differences regarded as an adjustment to borrowing costs	
<b>Total</b>	

2022-23	2021-22
2,884.85	1,934.86
28.29	38.04
303.34	235.91
<u>3,216.48</u>	<u>2,208.81</u>

\*Includes ₹682.17 Crores (Previous year : ₹619.94 Crores) recognized during the year as interest cost against Lease Liabilities as per Ind AS 116.

## NOTE 43 OTHER EXPENSES

₹ in Crores

Particulars	2022-23	2021-22
Transportation	9,330.76	7,780.99
Irrecoverable Taxes and other levies	2,683.33	2,129.84
Repairs, maintenance, stores and spares consumption	2,067.65	1,718.14
<b>Power and Fuel</b>	<b>15,092.26</b>	10,083.05
Less: Consumption of fuel out of own production	(11,071.40)	(6,869.44)
<b>Power and Fuel consumed (net)</b>	<b>4,020.86</b>	3,213.61
Packages consumed	212.77	210.52
<b>Net losses on fair value changes of</b>		
Instruments measured at FVTPL <sup>^</sup>	162.81	10.04
Derivatives measured at FVTPL	1,055.81	567.06
<b>Office Administration, Selling and Other expenses</b>		
Rent	868.07	422.61
Utilities	415.58	336.64
Terminalling and related charges	238.03	214.97
Travelling and conveyance	255.23	193.89
<b>Remuneration to auditors</b>		
Audit fees	0.85	0.70
Fees for other services - Certification	0.61	0.44
Reimbursement of Expenses	0.12	0.04
<b>Sub-Total</b>	<b>1.58</b>	1.18
Bad debts and other write offs	77.56	5.91
Allowance for doubtful debts & advances (net)*	175.74	-
Loss on sale of Property, Plant and Equipment/ Non Current asset held for sale (net) <sup>#</sup>	10.69	-
<b>Net losses on foreign currency transactions and translations</b>		
Exchange losses/(gains) on foreign currency forwards and principal only swap contracts	(0.79)	(2.54)
Exchange losses/(gains) on transactions and translations of other foreign currency assets and liabilities	1,498.60	287.71
<b>Sub-total</b>	<b>1,497.81</b>	285.17
CSR Expenditure (Referred Note No. 58)	191.63	166.73
Impairment loss <sup>@</sup>	31.50	33.25
Others <sup>§</sup>	2,892.34	3,475.36
<b>Sub-Total-Office Administration, Selling and Other expenses</b>	<b>6,655.76</b>	5,135.71
<b>Total</b>	<b>26,189.75</b>	20,765.91

<sup>^</sup> Includes gain on sale of investments for current year ₹ 2.32 Crores (Previous Year : ₹ 52.96 Crores).

\*During previous year, reversal of allowance on doubtful debts and advances (net) of ₹ 91.88 Crores has been grouped under Other Income. During the current year, certain fleet card customers took undue advantage and utilised certain ineligible recharge credits in their wallets due to system related issues in one of the standalone IT application. The Corporation has created a provision of ₹ 80.68 Crores towards the same.

<sup>#</sup>During previous year, gain on sale of Property, Plant and Equipment / Non-current assets held for sale (net) of ₹ 2.68 Crores has been grouped under Other Income.

<sup>@</sup> Includes Impairment Loss on Non-current assets held for sale of ₹ 31.50 Crores (Previous Year : ₹ 19.17 Crores).

<sup>§</sup> Includes ₹ 292.34 Crores (Previous Year: ₹ 454.25) towards first refill and hot plate given under Pradhan Mantri Ujjwala Yojana 2.0.



## NOTE 44 BUSINESS COMBINATIONS UNDER COMMON CONTROL

### (A) Bharat Oman Refineries Limited (BORL)

BORL was incorporated in 1994 as a Joint Venture between the Corporation and OQ S.A.O.C. (formerly known as Oman Oil Company S.A.O.C.). BORL was mainly engaged in the business of refining crude oil to produce and supply various petroleum products.

The Corporation held 63.38% stake in BORL (i.e. 1,53,82,16,114 Equity Shares) as on 1<sup>st</sup> April 2021 and additionally acquired balance 36.62% of Equity Shares (i.e. 88,86,13,336 equity shares) in BORL vide a Share Purchase Agreement (SPA) with Joint Venture Partner OQ S.A.O.C. (formerly known as Oman Oil Company S.A.O.C.) (“OQ”) on 30<sup>th</sup> June 2021, for a consideration of ₹2,399.26 Crores. By way of this transaction, BORL became wholly owned subsidiary of the Corporation.

Further, the Corporation acquired the remaining share warrants of BORL, held by Government of Madhya Pradesh, for a consideration of ₹72.65 Crores (including Stamp Duty).

As per the requirement of Ind AS 103, the Corporation, in the Consolidated Financial Statements for FY 2021-22, has recognised a gain on remeasurement of Investment held prior to above acquisition of ₹1,720.13 Crores as an Exceptional Item and Goodwill of ₹1,203.98 Crores on account of change in control.

Subsequently, the Board of Directors of the Corporation, at their meeting held on 22<sup>nd</sup> October 2021 approved the Scheme of Amalgamation (BORL Scheme) for merger of BORL with the Corporation. Application seeking approval of the BORL Scheme was subsequently filed with Ministry of Corporate Affairs, New Delhi. The copy of order sanctioning the BORL Scheme was received by the Corporation on 22<sup>nd</sup> June 2022 and upon filing the same with Registrar of Companies on 1<sup>st</sup> July 2022, BORL stands merged with the Corporation. The BORL Scheme has become effective from the appointed date of 1<sup>st</sup> October 2021.

### (B) Bharat Gas Resources Limited (BGRL)

BGRL was incorporated in 2018 as a Wholly Owned Subsidiary of the Corporation with the main objective of carrying activities relating to the gas business. BGRL was engaged in City Gas Distribution (CGD) business, supplying natural gas to CGD market segments i.e., CNG Domestic, PNG Domestic, CNG Industrial/Commercial and PNG Industrial/Commercial.

The Board of Directors of the Corporation, at its meeting held on 22<sup>nd</sup> March 2021, approved the Scheme of Amalgamation (BGRL Scheme) for merger of BGRL with the Corporation. Application seeking approval of the BGRL Scheme was subsequently filed with Ministry of Corporate Affairs, New Delhi. The copy of order sanctioning the BGRL Scheme was received by the Corporation on 8<sup>th</sup> August 2022 and upon filing the same with Registrar of Companies on 16<sup>th</sup> August 2022, BGRL stands merged with the Corporation. The BGRL Scheme has become effective from the appointed date of 1<sup>st</sup> April 2021.

### (C) Impact of Business Combinations

The Corporation has recorded all the assets, liabilities and reserves of BORL and BGRL vested in it pursuant to the respective merger schemes by applying the principles as set out in Appendix C of IND AS 103 ‘Business Combinations’ and prescribed under Companies (Indian Accounting Standards) Rules, 2015 issued by the Institute of Chartered Accountants of India. Accordingly, the Standalone Financial Statements for FY 2021-22 of the Corporation have been restated, on account of BORL merger from the date of obtaining control i.e. 30<sup>th</sup> June 2021 and on account of BGRL merger from the beginning of the preceding financial year i.e. 1<sup>st</sup> April 2021. The effect of BORL merger & BGRL merger (“Mergers”) on the Financial Statements for FY 2021-22 of the Corporation, is as shown below:

## NOTE 44 BUSINESS COMBINATIONS UNDER COMMON CONTROL (CONTD.)

₹ in Crores

Particulars	As per Standalone Financial Statements for FY 2021-22	As Restated due to impact of Mergers for FY 2021-22
<b>Impact on Statement of Profit and Loss</b>		
Revenue from Operations	4,33,406.48	<b>4,32,422.48</b>
Profit After Tax (PAT)	8,788.73	<b>11,363.35</b>
Total Comprehensive Income	9,076.50	<b>11,651.17</b>
<b>Impact on Balance Sheet</b>		
<b>ASSETS</b>		
Non-Current Assets	95,816.42	<b>1,03,078.32</b>
Current Assets	54,696.14	<b>61,106.15</b>
<b>TOTAL ASSETS</b>	1,50,512.56	<b>1,64,184.47</b>
<b>EQUITY AND LIABILITIES</b>		
Equity (including Other Equity)	49,669.78	<b>51,645.48</b>
Non-Current Liabilities	29,300.71	<b>36,632.09</b>
Current Liabilities	71,542.07	<b>75,906.90</b>
<b>TOTAL EQUITY AND LIABILITIES</b>	1,50,512.56	<b>1,64,184.47</b>
<b>Impact on Statement of Cash Flows</b>		
Net Cash from / (used in) Operating Activities	20,049.25	<b>20,813.45</b>
Net Cash from / (used in) Investing Activities	(7,167.07)	<b>(7,743.73)</b>
Net Cash from / (used in) Financing Activities	(18,697.08)	<b>(18,661.77)</b>
<b>Net Increase/ (Decrease) in Cash and Cash Equivalents</b>	(5,814.90)	<b>(5,592.05)</b>

The Authorized Equity Share Capital of the Corporation post-merger of BORL and BGRL stands increased by adding the Authorized Equity Share Capital of BORL of 450 Crore equity shares of ₹ 10/- each amounting to ₹ 4,500 Crores, Authorized Preference Share Capital of BORL of 250 Crore preference shares of ₹ 10/- each amounting to ₹ 2,500 Crores and Authorized Equity Share Capital of BGRL of 230 Crore equity shares of ₹ 10/- each amounting to ₹ 2,300 Crores. Considering the BORL Scheme and BGRL Scheme, revised Authorized Equity Share Capital of the Corporation is 1,193.50 Crore equity shares of ₹ 10/- each amounting to ₹ 11,935 Crores.

## NOTE 45

As per the scheme of amalgamation of the erstwhile Kochi Refineries Limited (KRL) with the Corporation approved by the Government of India, 3,37,28,737 equity shares of the Corporation were allotted (in lieu of the shares held by the Corporation in the erstwhile KRL) to a Trust (“BPCL Trust for Investment in Shares”) for the benefit of the Corporation in the Financial Year 2006-07. Pursuant to the Bonus Shares issuances by the Corporation, “BPCL Trust for Investment in Shares” held 20,23,72,422 equity shares of the Corporation as at 1<sup>st</sup> April 2020.

During FY 2020-21, Corporation had announced BPCL Employee Stock Purchase Scheme (ESPS) 2020 and created “BPCL ESPS Trust” for the purpose of acquiring shares for allotting to eligible employees. Accordingly, “BPCL ESPS Trust” had purchased 4,33,79,025 Equity shares from “BPCL Trust for Investment in Shares” in October 2020. The proportionate cost of “BPCL Trust for Investment in Shares” was recognized as cost of shares held by “BPCL ESPS Trust”.

Further, during FY 2020-21, 12,60,33,090 Equity Shares were sold from “BPCL Trust for Investment in Shares” via Bulk Deal on Stock Exchange for Net Consideration of ₹ 5,511.79 Crores. Accordingly, Securities Premium of ₹ 5,101.31 Crores was recognized after adjusting the corresponding cost of ₹ 410.48 Crores (including Face Value of Equity Shares of ₹ 126.03 Crores) under Total Equity.

During FY 2021-22, Corporation allotted 3,65,42,077 shares to eligible employees on exercise of options by employees under BPCL Employee Stock Purchase Scheme (ESPS) 2020. Accordingly, Securities Premium of ₹ 1,204.88 Crores was recognized after adjusting the corresponding cost of ₹ 119.01 Crores (including Face Value of Equity Shares of ₹ 36.54 Crores) under Total Equity.

Consequent to the above, “BPCL ESPS Trust” and “BPCL Trust for Investment in Shares” held 68,36,948 and 3,29,60,307 equity shares of the Corporation respectively as at 31<sup>st</sup> March 2022. During FY 2022-23, there were no further movements in the shares held by these trusts.

The cost of the original investment together with the additional contribution to the corpus of above trusts have been reduced from “Paid-up Share Capital” to the extent of face value of the shares and from “Other Equity” under separate reserves for the balance amount. The income received from “BPCL Trust for Investment in Shares” and the impact on consolidation of “BPCL ESPS Trust” has been recognized directly under “Other Equity”.

Accordingly the details of shares held by “BPCL Trust for Investment in Shares” and “BPCL ESPS Trust” and its corresponding cost adjustment in Total Equity is as under:

Particulars	As at 31 <sup>st</sup> March 2023			As at 31 <sup>st</sup> March 2022		
	No. of shares	Corresponding Cost adjusted under		No. of shares	Corresponding Cost adjusted under	
		Paid-up Share Capital	Other Equity		Paid-up Share Capital	Other Equity
		₹ in Crores	₹ in Crores		₹ in Crores	₹ in Crores
<b>BPCL Trust for Investment in shares</b>						
Opening Balance	3,29,60,307	32.96	74.39	3,29,60,307	32.96	74.39
Movement during the year	-	-	-	-	-	-
<b>Closing Balance</b>	<b>3,29,60,307</b>	<b>32.96</b>	<b>74.39</b>	<b>3,29,60,307</b>	<b>32.96</b>	<b>74.39</b>



## NOTE 45 (CONTD.)

Particulars	As at 31 <sup>st</sup> March 2023			As at 31 <sup>st</sup> March 2022		
	No. of shares	Corresponding Cost adjusted under		No. of shares	Corresponding Cost adjusted under	
		Paid-up Share Capital	Other Equity		Paid-up Share Capital	Other Equity
		₹ in Crores	₹ in Crores		₹ in Crores	₹ in Crores
<b>BPCL ESPS Trust</b>						
Opening Balance	<b>68,36,948</b>	<b>6.84</b>	<b>15.43</b>	4,33,79,025	43.38	97.90
Less: Shares issued on exercise of Employee Stock Options (Refer Note No. 55)	-	-	-	(3,65,42,077)	(36.54)	(82.47)
<b>Closing Balance</b>	<b>68,36,948</b>	<b>6.84</b>	<b>15.43</b>	<b>68,36,948</b>	<b>6.84</b>	<b>15.43</b>

## NOTE 46

The Corporation has numerous transactions with other oil companies. The outstanding balances (included under Trade Payables / Trade Receivables, etc.) to/ from them and certain other outstanding credit and debit balances are subject to confirmation/ reconciliation. Adjustments, if any, arising therefrom are not likely to be material on settlement and are accounted as and when ascertained.

## NOTE 47

Cabinet Committee of Economic Affairs (CCEA) Government of India, in its meeting held on 20<sup>th</sup> November 2019, had accorded in-principle approval for strategic disinvestment of Government of India's Shareholding in the Corporation. Vide its letter dated 3<sup>rd</sup> June 2022, the Government of India conveyed the decision of Alternative Mechanism to call off the present process for strategic disinvestment of the Corporation. Accordingly, all the activities in connection with the disinvestment process have been discontinued at the Corporation's end.

## NOTE 48 SERVICE CONCESSION ARRANGEMENTS

The Corporation has entered into service concession arrangements with entities supplying electricity ("The Regulator") to construct, own, operate and maintain a wind energy based electric power generating station ("Plant").

Under the terms of agreement, the Corporation will operate and maintain the Plant and sell electricity generated to the Regulator for a period which covers the substantial useful life of the Plant which may be renewed for such further period as may be mutually agreed upon between the parties. The Corporation will be responsible for any maintenance services during the concession period.

The Corporation in turn has the right to charge the Regulator agreed rate as stated in the service concession arrangement.

The fair value towards the construction of the Plant has been recognized as an Intangible Asset and is amortized over the useful life of the asset or period of contract whichever is less.



## NOTE 49 DISCLOSURES AS PER IND AS 116 LEASES

The Corporation enters into lease arrangements for land, godowns, office premises, staff quarters, third party operating plants, tank lorries, time charter vessels and others. Pursuant to Ministry of Corporate Affairs Notification dated 30<sup>th</sup> March 2019, Ind AS 116 “Leases” applicable w.e.f 1<sup>st</sup> April 2019 is adopted by the Corporation using modified retrospective method wherein, at the date of initial application, the lease liability is measured at the present value of remaining lease payments and Right-of-Use asset has been recognized at an amount equal to lease liability adjusted by an amount of any prepaid expenses. Under Ind AS 116 “Leases”, at commencement of lease, the Corporation recognizes Right-of-use asset and corresponding Lease Liability. Right of use asset is depreciated over lease term on systematic basis and Interest on lease liability is charged to statement of Profit and Loss as Finance cost.

### A. Leases as Lessee

- a) The following is the detailed breakup of Right-of-Use assets (by class of underlying assets) included in Property, Plant and Equipment (Refer Note No. 2).

Particulars	Gross Block				Depreciation				Net Carrying Amount	
	As at 01/04/2022	Additions	Reclassifications / Deductions On Account Of Conclusion	As at 31/03/2023	Up to 31/03/2022	For the Year	Reclassifications / Deductions On Account Of Conclusion	Up to 31/03/2023	As at 31/03/2023	As at 31/03/2022
	Land	4,963.89	1,477.71	117.73	6,323.87	528.59	229.73	15.27	743.05	5,580.82
Buildings including Roads	72.03	9.90	10.42	71.51	19.15	15.76	7.99	26.92	44.59	52.88
Plant and Equipments	4,809.85	34.51	-	4,844.36	698.90	297.48	-	996.38	3,847.98	4,110.95
Tanks and Pipelines	31.11	80.25	-	111.36	18.39	23.22	-	41.61	69.75	12.72
Vessels	603.54	199.46	-	803.00	69.12	398.05	-	467.17	335.83	534.42
<b>Total</b>	<b>10,480.42</b>	<b>1,801.83</b>	<b>128.15</b>	<b>12,154.10</b>	<b>1,334.15</b>	<b>964.24</b>	<b>23.26</b>	<b>2,275.13</b>	<b>9,878.97</b>	<b>9,146.27</b>
Previous Year #	9,396.29	1,457.75	373.62	10,480.42	803.10	607.75	76.70	1,334.15	9,146.27	

₹ in Crores

# Previous year figures for Gross Block Additions and Depreciation for the year includes ₹ 307.26 Crores and ₹ 4.94 Crores respectively on account of Business Combination [Refer Note No. 44].

- b) The following expenses have been charged to Consolidated Statement of Profit and Loss during the period.

Particulars	2022-23	2021-22
Interest on Lease Liabilities	682.17	619.94
Expenses relating to short term leases	1,653.14	1,372.16
Expenses relating to leases of low value items	6.20	6.30
Expenses relating to variable lease payments (not included in measurement of lease liabilities)	6,138.48	5,475.16

₹ in Crores

## NOTE 49 DISCLOSURES AS PER IND AS 116 LEASES (CONTD.)

- c) Total Cash outflow for leases during FY 2022-23 is ₹ **8,370.47 Crores** (Previous year ₹ 7,471.33 Crores).  
d) Income from Sub leasing of Right-of-use assets recognised in Consolidated Statement of Profit and Loss during FY 2022-23 is ₹ **0.58 Crores** (Previous year ₹ 3.51 Crores).  
e) Maturity Analysis of Lease Liabilities as per Ind AS 116 Leases. ₹ in Crores

As at 31 <sup>st</sup> March 2023	Contractual Cash Flows				
	Upto 1 year	1-3 years	3-5 years	More than 5 years	Total
Undiscounted Cash outflows	1,262.66	1,809.12	1,809.16	12,509.15	17,390.09

₹ in Crores

As at 31 <sup>st</sup> March 2022	Contractual Cash Flows				
	Upto 1 year	1-3 years	3-5 years	More than 5 years	Total
Undiscounted Cash outflows	1,159.83	1,906.72	1,687.65	11,413.86	16,168.06

### B. Leases as Lessor

#### Operating Leases

- a) The Corporation enters into operating lease arrangements in respect of lands, commercial spaces, storage and distribution facilities etc. The details are as follows:

#### As at 31<sup>st</sup> March 2023

₹ in Crores

Particulars	Freehold Land	Buildings	Plant and Equipments	Tanks & Pipelines	Furnitures and Fixtures	Office Equipment	ROU Assets
Gross Carrying Amount	25.40	93.02	3.56	0.86	7.05	2.62	0.41
Accumulated depreciation	-	16.70	2.63	0.01	5.13	2.05	0.13
Depreciation for the year	-	2.83	0.19	#	0.20	0.05	0.04

# ₹ 6,949

#### As at 31<sup>st</sup> March 2022

₹ in Crores

Particulars	Freehold Land	Buildings	Plant and Equipments	Tanks & Pipelines	Furnitures and Fixtures	Office Equipment	ROU Assets
Gross Carrying Amount	25.43	85.53	3.50	0.86	6.57	2.61	0.89
Accumulated depreciation	-	12.91	2.43	#	4.90	1.99	0.23
Depreciation for the year	-	2.60	0.23	##	0.15	0.08	0.09

# ₹ 49,511; ## ₹ 6,949

- b) Income earned from Operating Leases recognised in statement of profit and loss during FY 2022-23 is ₹ **31.58 Crores** (Previous year ₹ 33.11 Crores) [Of which Variable lease payments that do not depend on index or rate is ₹ **12.18 Crores** (Previous year ₹ 7.50 Crores)]

- c) The maturity analysis of lease payments receivable under Operating leases is as follows:

#### As at 31<sup>st</sup> March 2023

₹ in Crores

Particulars	Within 1 year	1 - 2 years	2 - 3 years	3 - 4 years	4 - 5 years	> 5 years	Total
Undiscounted Lease Payments receivable	1.84	1.61	1.46	1.54	0.91	3.36	10.72

#### As at 31<sup>st</sup> March 2022

₹ in Crores

Particulars	Within 1 year	1 - 2 years	2 - 3 years	3 - 4 years	4 - 5 years	> 5 years	Total
Undiscounted Lease Payments receivable	1.52	1.41	1.48	1.54	1.51	3.53	10.99

## NOTE 50 EMPLOYEE BENEFITS

### [A] Post Employment Benefit Plans:

#### Defined Contribution Scheme

Defined Contribution Scheme (DCS) was introduced effective 1<sup>st</sup> January 2007 and a defined percentage of the salary of eligible employees out of their total entitlements on account of superannuation benefits is contributed by the Corporation towards the same. A portion of upto 10% of the salary of the eligible employees is currently being contributed to GOI managed PFRDA (Pension Fund Regulatory and Development Authority) National Pension Scheme (NPS) and the balance is being contributed to separate Trusts managed by the Corporation.

₹ in Crores

#### Amount recognized in the Statement of Profit and Loss

Defined Contribution Scheme

2022-23

2021-22

109.06

285.57

#### Defined Benefit Plans

The Group has the following Defined Benefit Plans :-

##### Gratuity:

The Corporation has a Defined Benefit Gratuity plan managed by a Trust. Trustees administer the contributions made to the Trust, investments thereof etc. Based on actuarial valuation, the contribution is paid to the trust which is invested in plan assets as per the investment pattern prescribed by the Government. Gratuity is paid to a staff member who has put in a minimum qualifying period of 5 years of continuous service, on superannuation, resignation, termination or to his nominee on death.

##### Other Defined Benefits include:

- (a) Post Retirement Medical Scheme (managed by a Trust) for eligible employees, their spouse, dependent children and dependent parents;
- (b) Pension / Ex-Gratia scheme to the retired employees who are entitled to receive the monthly pension / ex-gratia for life;
- (c) Death in service / Permanent Disablement benefit given to the spouse of the employee / employee, provided the deceased's family / disabled employee deposits with the Corporation, retirement dues such as Provident Fund, Gratuity, Leave Encashment etc., payable to them;
- (d) Resettlement allowance paid to employees to permanently settle down at the time of retirement;
- (e) Felicitation benefits to retired employees on reaching the age related milestones; and
- (f) The Corporation makes contribution towards Provident Fund, which is administered by the trustees. The Corporation has an obligation to fund any shortfall on the yield of the trust's investments over the interest rates declared by the Government under EPF scheme.

These defined benefit plans expose the Corporation to actuarial risks, such as longevity risk, interest rate risk, and market (investment) risk.

## NOTE 50 EMPLOYEE BENEFITS (CONTD.)

### Movement in net defined benefit (asset)/liability

₹ in Crores

Particulars	Gratuity		Post Retirement Medical		Ex-Gratia Scheme		Gratuity	
	Funded		Funded		Funded		Non-Funded	
	2022-23	2021-22	2022-23	2021-22	2022-23	2021-22	2022-23	2021-22
<b>a) Reconciliation of balances of Defined Benefit Obligations.</b>								
Defined Obligations at the beginning of the year	842.00	808.72	1,812.07	1,725.13	642.40	663.02	11.58	-
Change in plan on common control transaction#	11.31	-	-	-	-	-	(11.31)	-
Acquisition through business combination (Refer Note No. 44)	-	-	-	-	-	-	-	10.34
Interest Cost	60.47	55.15	132.10	119.21	46.83	45.81	0.25	0.53
Current Service Cost	13.76	13.19	32.23	46.92	6.67	7.49	-	0.55
Past Service Cost	-	90.82	(22.09)	(102.44)	-	-	-	-
Benefits paid	(89.76)	(106.37)	(101.61)	(85.32)	(48.08)	(46.37)	(0.31)	(0.27)
<b>Actuarial (Gains)/ Losses on obligations</b>								
-Changes in Demographic Assumptions	-	(1.12)	-	(4.58)	-	2.12	-	(0.04)
-Changes in financial Assumptions	(15.33)	(27.15)	(36.44)	12.17	(9.71)	(19.70)	(0.54)	0.47
-Experience adjustments	3.42	8.76	442.19	100.98	(5.08)	(9.97)	0.33	-
<b>Defined Obligations at the end of the year</b>	<b>825.87</b>	<b>842.00</b>	<b>2,258.45</b>	<b>1,812.07</b>	<b>633.03</b>	<b>642.40</b>	<b>-</b>	<b>11.58</b>
<b>b) Reconciliation of balances of Fair Value of Plan Assets</b>								
Fair Value at the beginning of the year	842.45	869.16	1,913.29	1,800.19	196.26	-	-	-
Interest income (i)	60.51	59.28	141.58	124.39	32.89	-	-	-
Return on Plan Assets, excluding interest income(ii)	6.53	10.95	(2.55)	15.58	3.92	4.07	-	-
<b>Actual Return on Plan assets (i+ii)</b>	<b>67.04</b>	<b>70.23</b>	<b>139.03</b>	<b>139.97</b>	<b>36.81</b>	<b>4.07</b>	<b>-</b>	<b>-</b>
Contribution by employer	-	-	-	56.88	430.71	235.30	-	-
Contribution by employee	-	-	1.27	1.57	-	-	-	-
Amount Reimbursed by Trust	(9.43)	-	-	-	-	-	-	-
Benefits paid	(83.70)	(96.94)	(92.82)	(85.32)	(48.08)	(43.11)	-	-
<b>Fair Value of Plan Assets at the end of the year</b>	<b>816.36</b>	<b>842.45</b>	<b>1,960.77</b>	<b>1,913.29</b>	<b>615.70</b>	<b>196.26</b>	<b>-</b>	<b>-</b>
<b>c) Liabilities/(Assets) recognized in Balance sheet (a-b)</b>	<b>9.51</b>	<b>(0.45)</b>	<b>297.68</b>	<b>(101.22)</b>	<b>17.33</b>	<b>446.14</b>	<b>-</b>	<b>11.58</b>



## NOTE 50 EMPLOYEE BENEFITS (CONTD.)

₹ in Crores

Particulars	Gratuity		Post Retirement Medical		Ex-Gratia Scheme		Gratuity	
	Funded		Funded		Funded		Non-Funded	
	2022-23	2021-22	2022-23	2021-22	2022-23	2021-22	2022-23	2021-22
<b>d) Amount recognized in Statement of Profit and Loss</b>								
Current Service Cost	13.76	13.19	32.23	46.92	6.67	7.49	-	0.55
Past Service Cost	-	90.82	(22.09)	(102.44)	-	-	-	-
Interest Cost	60.47	55.15	132.10	119.21	46.83	45.81	0.25	0.53
Interest income	(60.51)	(59.28)	(141.58)	124.39	(32.89)	-	-	-
Contribution by employee	-	-	(1.27)	(1.57)	-	-	-	-
<b>Expenses for the year</b>	<b>13.72</b>	<b>99.88</b>	<b>(0.61)</b>	<b>(62.27)</b>	<b>20.61</b>	<b>53.30</b>	<b>0.25</b>	<b>1.08</b>

### e) Amount recognized in Other Comprehensive Income Remeasurements

#### Actuarial (Gains)/ Losses

-Changes in Demographic Assumptions	-	(1.12)	-	(4.58)	-	2.12	-	(0.04)
-Changes in financial assumptions	(15.33)	(27.15)	(36.44)	12.17	(9.71)	(19.70)	(0.54)	0.47
-Experience adjustments	3.42	8.76	442.19	100.98	(5.08)	(9.97)	0.33	-
Return on plan assets excluding net interest cost	(6.53)	(10.95)	2.55	(15.58)	(3.92)	(4.07)	-	-
<b>Total</b>	<b>(18.44)</b>	<b>(30.46)</b>	<b>408.30</b>	<b>92.99</b>	<b>(18.71)</b>	<b>(31.62)</b>	<b>(0.21)</b>	<b>0.43</b>

### f) Major Actuarial Assumptions

Discount Rate (%)	7.50	7.25	7.53	7.40	7.49	7.29	7.64	6.98
Salary Escalation (%)	8.00	8.00	NA	NA	NA	NA	5.00	5.00
Expected Return on Plan assets (%)	7.50	7.25	7.53	7.40	7.49	7.29	NA	NA

### g) Investment pattern for Fund

Category of Asset	2022-23	2021-22	2022-23	2021-22	2022-23	2021-22	2022-23	2021-22
Government of India Securities (%)	16.29	15.20	24.22	18.76	13.46	-	-	-
Corporate Bonds (%)	1.35	1.78	32.43	42.57	22.69	-	-	-
Insurer Managed funds (%)	81.32	82.43	-	-	-	-	-	-
State Government Securities (%)	0.46	-	35.45	32.63	54.73	-	-	-
Others (%)	0.58	0.59	7.90	6.04	9.12	100.00	-	-
<b>Total (%)</b>	<b>100.00</b>	<b>100.00</b>	<b>100.00</b>	<b>100.00</b>	<b>100.00</b>	<b>100.00</b>	<b>-</b>	<b>-</b>

The estimates for future salary increases, considered in actuarial valuation, take into account inflation, seniority, promotion and other relevant factors.

The expected return on plan assets is based on market expectation at the beginning of the period, for returns over the entire life of the related obligations.

For the funded plans, the trusts maintain appropriate fund balance considering the analysis of maturities. Projected Unit credit method is adopted for Asset-Liability Matching.

In respect of investments made by Post Retirement Medical Benefits Trust, total Provision as at 31<sup>st</sup> March 2023 was ₹ 25.50 Crores (as at 31<sup>st</sup> March 2022: ₹ 25.50 Crores).

Past Service cost in respect of Gratuity was recognized during FY 2021-22 for the benefit payable in future after Dearness Allowance reaching the specified limit and in respect of Post Retirement Medical Benefits is recognized during both FY 2022-23 and FY 2021-22 on account of amendment in the member eligibility criteria of the scheme.

#During FY 2022-23, Gratuity Unfunded scheme of erstwhile BOREL has been merged with BPCL Gratuity Fund and thereafter the liability for the same has been assumed by Corporation in respect of all its employees (Refer Note No. 44).

## NOTE 50 EMPLOYEE BENEFITS (CONTD.)

### Movement in net defined benefit (asset)/ liability

₹ in Crores

Particulars	Death / Permanent disablement Non Funded		Re-settlement Allowance Non Funded		Burmah Shell Pension Non Funded		Felicitation Scheme Non Funded	
	2022-23	2021-22	2022-23	2021-22	2022-23	2021-22	2022-23	2021-22
	<b>a) Reconciliation of balances of Defined Benefit Obligations.</b>							
Defined Obligations at the beginning of the year	9.87	12.75	16.60	9.28	53.39	64.32	71.58	78.58
Interest Cost	0.60	0.77	1.20	0.63	3.58	4.03	5.25	5.43
Current Service Cost	-	-	3.56	1.94	-	-	1.37	1.53
Past Service Cost	-	-	-	-	-	-	-	-
Benefits paid	(7.21)	(7.74)	(2.01)	(2.38)	(10.66)	(12.39)	(2.83)	(2.38)
<b>Actuarial (Gains)/ Losses on obligations</b>								
-Changes in Demographic Assumptions	-	-	-	0.19	-	-	-	0.03
-Changes in financial Assumptions	(3.57)	(0.10)	(0.31)	(0.54)	(0.83)	(0.69)	(0.90)	(3.51)
-Experience adjustments	8.34	4.19	(2.75)	7.48	0.11	(1.88)	(0.42)	(8.10)
<b>Defined Obligations at the end of the year</b>	<b>8.03</b>	<b>9.87</b>	<b>16.29</b>	<b>16.60</b>	<b>45.59</b>	<b>53.39</b>	<b>74.05</b>	<b>71.58</b>
<b>b) Liability/(Asset) recognized in Balance sheet</b>								
	8.03	9.87	16.29	16.60	45.59	53.39	74.05	71.58
<b>c) Amount recognized in Statement of Profit and Loss</b>								
Current Service Cost	-	-	3.56	1.94	-	-	1.37	1.53
Past Service Cost	-	-	-	-	-	-	-	-
Interest Cost	0.60	0.77	1.20	0.63	3.58	4.03	5.25	5.43
<b>Expenses for the year</b>	<b>0.60</b>	<b>0.77</b>	<b>4.76</b>	<b>2.57</b>	<b>3.58</b>	<b>4.03</b>	<b>6.62</b>	<b>6.96</b>
<b>d) Amount recognized in Other Comprehensive Income Remeasurements</b>								
<b>Actuarial (Gains)/ Losses</b>								
-Changes in Demographic Assumptions	-	-	-	0.19	-	-	-	0.03
-Changes in financial assumptions	(3.57)	(0.10)	(0.31)	(0.54)	(0.83)	(0.69)	(0.90)	(3.51)
-Experience adjustments	8.34	4.19	(2.75)	7.48	0.11	(1.88)	(0.42)	(8.10)
<b>Total</b>	<b>4.77</b>	<b>4.09</b>	<b>(3.06)</b>	<b>7.13</b>	<b>(0.72)</b>	<b>(2.57)</b>	<b>(1.32)</b>	<b>(11.58)</b>
<b>e) Major Actuarial Assumptions</b>								
Discount Rate (%)	7.30	6.09	7.50	7.25	7.35	6.70	7.53	7.40

## NOTE 50 EMPLOYEE BENEFITS (CONTD.)

### Sensitivity analysis

Sensitivity analysis for significant actuarial assumptions, showing how the defined benefit obligation would be affected, considering increase/decrease of 1% as at 31<sup>st</sup> March 2023 is as below:

₹ in Crores

Particulars	Gratuity - Funded	Post Retirement Medical - Funded	Exgratia scheme- Funded	Gratuity - Non Funded	Death/ Permanent Disablement- Non funded	Resettlement allowance- Non funded	Burmah shell Pension- Non Funded	Felicitation Scheme - Non Funded
+ 1% change in rate of Discounting	(55.94)	(250.68)	(44.31)	-	(2.71)	(1.11)	(1.21)	(6.34)
- 1% change in rate of Discounting	65.02	307.42	51.78	-	2.92	1.29	1.29	7.54
+ 1% change in rate of Salary increase	12.06	-	-	-	-	-	-	-
- 1% change in rate of Salary increase	(14.01)	-	-	-	-	-	-	-

Sensitivity analysis for significant actuarial assumptions, showing how the defined benefit obligation would be affected, considering increase/decrease of 1% as at 31<sup>st</sup> March 2022 is as below:

₹ in Crores

Particulars	Gratuity - Funded	Post Retirement Medical - Funded	Exgratia scheme- Non Funded	Gratuity - Non Funded	Death/ Permanent Disablement- Non funded	Resettlement allowance- Non funded	Burmah shell Pension- Non Funded	Felicitation Scheme - Non Funded
+ 1% change in rate of Discounting	(56.78)	(209.19)	(46.54)	(0.78)	(3.05)	(1.11)	(1.50)	(6.29)
- 1% change in rate of Discounting	66.03	259.10	54.59	0.90	3.33	1.30	1.61	7.51
+ 1% change in rate of Salary increase	12.13	-	-	0.89	-	-	-	-
- 1% change in rate of Salary increase	(14.26)	-	-	(0.80)	-	-	-	-

Sensitivity for significant actuarial assumptions is computed by varying one actuarial assumption used for the valuation keeping all other actuarial assumptions constant.

### The expected future cash flows as at 31<sup>st</sup> March 2023 are as follows:

₹ in Crores

Particulars	Gratuity - Funded	Post Retirement Medical - Funded	Exgratia scheme- Funded	Death/ Permanent Disablement- Non funded	Resettlement allowance- Non funded	Burmah shell Pension- Non Funded	Felicitation Scheme - Non-Funded
<b>Projected benefits payable in future years from the date of reporting</b>							
1 <sup>st</sup> following year	95.98	117.35	47.47	1.77	2.06	10.50	3.03
2 <sup>nd</sup> following year	59.07	136.30	47.74	1.52	1.04	7.41	3.60
3 <sup>rd</sup> following year	82.58	145.73	47.73	1.42	1.79	6.14	3.77
4 <sup>th</sup> following year	70.73	156.38	47.41	1.14	1.50	5.02	4.01
5 <sup>th</sup> following year	85.10	167.42	47.09	0.93	1.58	4.06	4.71
Years 6 to 10	373.09	1,029.97	227.72	2.63	7.20	10.54	29.73

## NOTE 50 EMPLOYEE BENEFITS (CONTD.)

### Other details as at 31<sup>st</sup> March 2023

Particulars	Gratuity - Funded	Post Retirement Medical - Funded	Exgratia scheme- Funded	Death/ Permanent Disablement - Non funded	Resettlement allowance- Non funded	Burmah shell Pension- Non Funded	Felicitation Scheme - Non- Funded
Weighted average duration of the Projected Benefit Obligation(in years)	9.00	13.36	8.59	6.00	9.00	4.05	10.37
Prescribed contribution for next year (₹ in Crores)	23.15	341.36	17.34	-	-	-	-
Mortality Table							
-During Employment	Indian Assured Lives Mortality 2012-14 (Urban)						
-After Employment	Indian Individual AMT (2012-15)						

### [B] Provident Fund:

The Corporation's contribution to the Provident Fund is remitted to a separate trust established for this purpose based on a fixed percentage of the eligible employees' salary and charged to Statement of Profit and Loss. Shortfall, if any, in the fund's revenues based on the EPFO specified rate of return, will need to be made good by the Corporation and is charged to Statement of Profit and Loss. The actual return earned by the fund has been higher than the EPFO specified minimum rate of return in most of the earlier years. During FY 2022-23, subsequent to the merger of Bharat Oman Refineries Limited (BORL) with the Corporation, provident fund contributions of employees of erstwhile BORL, which were earlier deposited with the Regional Provident Fund Commissioner (RPFC), are now being remitted to Provident Fund Trust managed by the Corporation.

During FY 2022-23, settlement of certain defaulted securities (against which provisions were created in earlier periods) were completed. Accordingly, the provision as on 31<sup>st</sup> March 2023 is ₹ **94.17 Crores** (₹ 124.00 Crores as on 31<sup>st</sup> March 2022). Against the provision, the advance given by the Corporation to the Trust stands at ₹ **88.73 Crores** as on 31<sup>st</sup> March 2023 (₹ 124.00 Crores as on 31<sup>st</sup> March 2022). The Fund balance is sufficient to meet the fund obligations as on 31<sup>st</sup> March 2023 and 31<sup>st</sup> March 2022.

The details of fund obligations of the Corporation are given below:

₹ in Crores

Particulars	As at 31/03/2023	As at 31/03/2022
Present Value of benefit obligation	5,347.16	5,044.81

## NOTE 51 RELATED PARTY TRANSACTIONS

### a) Names of the Related parties

#### I Joint Venture & Associate Companies

- 1 Indraprastha Gas Limited
- 2 Bharat Oman Refineries Limited (became Wholly-Owned subsidiary w.e.f. 30<sup>th</sup> June 2021) [Refer Note No. 44]
- 3 Petronet India Limited \*
- 4 Petronet CI Limited \*
- 5 Petronet LNG Limited (including Petronet Energy Limited)
- 6 Maharashtra Natural Gas Limited
- 7 Central UP Gas Limited
- 8 Sabarmati Gas Limited
- 9 Bharat Stars Services Private Limited (Including Bharat Stars Services (Delhi) Private Limited)
- 10 Bharat Renewable Energy Limited \*
- 11 Matrix Bharat Pte. Ltd.
- 12 Delhi Aviation Fuel Facility Private Limited
- 13 Kannur International Airport Limited
- 14 GSPL India Gasnet Limited
- 15 GSPL India Transco Limited
- 16 Mumbai Aviation Fuel Farm Facility Private Limited
- 17 Kochi Salem Pipeline Private Limited
- 18 BPCL-KIAL Fuel Farm Private Limited
- 19 Haridwar Natural Gas Private Limited
- 20 Goa Natural Gas Private Limited
- 21 FINO PayTech Limited (including Fino Payments Bank and Fino Finance Private Limited)
- 22 Ratnagiri Refinery and Petrochemicals Limited
- 23 Ujjwala Plus Foundation (Section 8 Company) ^
- 24 IBV (Brasil) Petroleo Ltda.
- 25 Taas India Pte Ltd
- 26 Vankor India Pte Ltd
- 27 Falcon Oil & Gas B.V.
- 28 Mozambique LNG1 Company Pte Ltd
- 29 Moz LNG1 Holding Company Ltd
- 30 Moz LNG1 Financing Company Ltd.
- 31 Mozambique LNG1 Co. Financing, LDA
- 32 LLC TYNGD
- 33 JSC Vankorneft
- 34 Urja Bharat Pte. Ltd.
- 35 IHB Limited

\*Companies in the process of winding up

#### II Retirement Benefit Fund/Trust

- 1 Indian Provident Fund of BPCL
- 2 Pension Fun of BPCL
- 3 BPCL Employees Post Retirement Medical Benefits Trust
- 4 Gratuity Fund of BPCL
- 5 BPCL Monthly Ex-Gratia Trust



## NOTE 51 RELATED PARTY TRANSACTIONS (CONTD.)

### III Key Management Personnel

- 1 Shri Krishnakumar Gopalan, Chairman & Managing Director (w.e.f. 17<sup>th</sup> March 2023)
- 2 Shri Vetsa Ramakrishna Gupta, Director (Finance) (w.e.f. 7<sup>th</sup> September 2021). He is holding additional charge of Director (Human Resources) (w.e.f. 1<sup>st</sup> January 2022) and additional charge of C&MD (w.e.f. 1<sup>st</sup> November 2022 upto 17<sup>th</sup> March 2023).
- 3 Shri Sanjay Khanna, Director (Refineries) (w.e.f. 22<sup>nd</sup> February 2022)
- 4 Shri Sukhmal Kumar Jain, Director Marketing (w.e.f. 22<sup>nd</sup> August 2022)
- 5 Shri Arun Kumar Singh, Chairman & Managing Director (upto 31<sup>st</sup> October 2022). He was holding additional charge of Director (Marketing) (upto 21<sup>st</sup> August 2022)
- 6 Shri N. Vijayagopal, Director (Finance) (upto 31<sup>st</sup> July 2021)
- 7 Shri K. Padmakar, Director (Human Resources) (upto 31<sup>st</sup> December 2021)
- 8 Smt. V. Kala, Company Secretary (w.e.f. 13<sup>th</sup> February 2020)
- 9 Shri Harshadkumar P. Shah, Independent Director (upto 15<sup>th</sup> July 2022)
- 10 Shri Pradeep Vishambhar Agrawal, Independent Director (w.e.f. 12<sup>th</sup> November 2021)
- 11 Shri Ghanshyam Sher, Independent Director (w.e.f. 12<sup>th</sup> November 2021)
- 12 Dr. (Smt) Aiswarya Biswal, Independent Director (w.e.f. 12<sup>th</sup> November 2021)
- 13 Prof. (Dr.) Bhagwati Prasad Saraswat, Independent Director (w.e.f. 12<sup>th</sup> November 2021)
- 14 Shri Gopal Krishnan Agarwal, Independent Director (w.e.f. 12<sup>th</sup> November 2021)
- 15 Smt. Kamini Chauhan Ratan, Government Nominee Director (w.e.f. 21<sup>st</sup> December 2022)
- 16 Shri Gudey Srinivas, Government Nominee Director (upto 25<sup>th</sup> September 2022)
- 17 Shri Suman Billa, Government Nominee Director (w.e.f. 16<sup>th</sup> March 2022)
- 18 Shri Rajesh Aggarwal, Govt. Nominee Director (upto 22<sup>nd</sup> September 2021)
- 19 Dr. Shri K. Ellangovan, Government Nominee Director (upto 31<sup>st</sup> January 2022)
- 20 Dr. (Smt) Sushma Agarwal, Independent Director (w.e.f. 10<sup>th</sup> March 2023)
- 21 Smt. Yatinder Prasad, Govt. Nominee Director (w.e.f. 29<sup>th</sup> October 2022 upto 20<sup>th</sup> December 2022)

b) The nature wise transactions and outstanding balances at period end with the above Joint Ventures and Associates are as follows:

₹ in Crores

#### S.No. Nature of Transactions

1	Purchase of goods (i)	15,053.47	21,595.30
2	Sale of goods (ii)	1,006.26	691.00
3	Rendering of Services	74.73	75.52
4	Receiving of Services	266.77	247.90
5	Interest Income	1.01	29.64
6	Dividend Income	748.34	289.75
7	Investment in Equity #	535.00	237.58
8	Management Contracts (Employees on deputation/ consultancy services)	15.61	18.79
9	Lease Rentals Income	0.66	8.57
10	Lease Rentals and other charges paid	0.24	-
11	Refundable deposit given	0.09	4.02
12	Deposit refund received	-	0.02
13	Repayment of Loan given	3.75	-
14	Buy back of shares	27.46	-

	2022-23	2021-22
	15,053.47	21,595.30
	1,006.26	691.00
	74.73	75.52
	266.77	247.90
	1.01	29.64
	748.34	289.75
	535.00	237.58
	15.61	18.79
	0.66	8.57
	0.24	-
	0.09	4.02
	-	0.02
	3.75	-
	27.46	-

#### S.No. Nature of Balances

15	Advance against Equity #	32.56	195.54
16	Provision for Advance against Equity at year end	0.54	0.54
17	Receivables as at year end (including Loans & Deposits)	299.37	76.52
18	Advance given outstanding at year end	98.30	106.60
19	Payables as at year end	572.74	532.72

	As at 31/03/2023	As at 31/03/2022
	32.56	195.54
	0.54	0.54
	299.37	76.52
	98.30	106.60
	572.74	532.72

## NOTE 51 RELATED PARTY TRANSACTIONS (CONTD.)

### S.No. Nature of Balances

20	Advance received outstanding at year end
21	Commitments
22	Guarantees given (Outstanding)
23	Guarantees received (Outstanding)

As at 31/03/2023	As at 31/03/2022
3.83	0.12
-	250.00
753.50	753.50
90.21	90.21

\*W.e.f from 30<sup>th</sup> June 2021, Bharat Oman Refineries Limited (BORL) has become a Wholly Owned Subsidiary of the Corporation. Accordingly, transactions with BORL in FY 2021-22 have been included to the extent of April-June 2021.

- (i) Major transactions entered with Petronet LNG Limited: ₹9,140.75 Crores (Previous period: ₹6,256.77 Crores), Falcon Oil And Gas B.V.: ₹3,693.45 Crores (Previous period: ₹2,298.37 Crores), Indraprastha Gas Limited: ₹1,204.63 Crores (Previous period: ₹627.11 Crores), Bharat Oman Refineries Limited: **N.A.** (Previous period: ₹11,782.27 Crores)
- (ii) Major transactions entered with Sabarmati Gas Ltd.: ₹524.78 Crores (Previous period: ₹379.32 Crores) and Indraprastha Gas Limited: ₹481.21 Crores (Previous period: ₹309.15 Crores)

# Investment in equity is shown as a transaction only on allotment of shares. Pending such allotment, any amount paid as advance against equity is shown as a balance outstanding at period end.

The outstanding balances are unsecured (except Loans outstanding) and are being settled in cash except advance against equities which are settled in equity.

^ Ujjwala Plus Foundation is a Joint Venture of IOCL, BPCL and HPCL with fund contribution in the ratio of 50:25:25 respectively which was incorporated as a company limited by guarantee (without share capital) under Section 8 of Companies Act, 2013 whereunder the Corporation has undertaken a guarantee to contribute ₹0.05 Crores at the time of winding up, if required.

- c) In the ordinary course of its business, the Corporation enters into transactions with other Government controlled entities (not included in the list above). The Corporation has transactions with other Government-controlled entities, including but not limited to the following:
- Sales and purchases of goods and ancillary materials;
  - Rendering and receiving of services;
  - Receipt of dividends;
  - Loans and advances;
  - Depositing and borrowing money;
  - Guarantees; and
  - Uses of public utilities.

These transactions are conducted in the ordinary course of business on terms comparable to those with other entities that are not government controlled entities.

### d) Details relating to the personnel referred to in Item No. III above:

#### Particulars

Short-term employee benefits	
Post-employment benefits	
Other long-term benefits	
Share Based Payment	
Others (including sitting fees to non-executive directors)	

	₹ in Crores	
	2022-23	2021-22
	2.87	3.96
	0.53	0.67
	0.46	0.77
	-	0.06
	0.79	0.35

### e) The transactions and outstanding at period end with Retirement Benefit Fund/Trust are as follows:

#### Particulars

Contribution to Retirement Benefit Funds/ Trusts	
Outstanding Balances of advance given to Retirement Benefit Funds/Trusts	
Contribution payable to Retirement Benefit Funds/ Trusts	

	₹ in Crores	
	2022-23	2021-22
	604.19	455.16
	-	101.67
	383.79	512.32



## NOTE 52 DUES FROM DIRECTORS / OFFICERS

Dues from Directors is ₹ **0.05 Crores** (Previous year: ₹ 0.04 Crores) and Dues from Officers is ₹ **4.74 Crores** (Previous year: ₹ 4.31 Crores).

## NOTE 53

In compliance with Ind AS - 27 'Separate Financial Statements', the required information is as under:

Particulars	Principal place of Business / Country of Incorporation	Percentage of ownership Interest	
		As at 31 <sup>st</sup> March 2023	As at 31 <sup>st</sup> March 2022
<b>Subsidiaries</b>			
Bharat PetroResources Limited	India	100.00%	100.00%
Bharat Oman Refineries Limited (BORL)	#	#	#
Bharat Gas Resources Limited (BGRL)	#	#	#
<b>Joint Ventures and Associates</b>			
Indraprastha Gas Limited	India	22.50%	22.50%
Petronet India Limited ^	India	16.00%	16.00%
Petronet CI Limited ^	India	11.00%	11.00%
Petronet LNG Limited	India	12.50%	12.50%
Central UP Gas Limited	India	25.00%	25.00%
Maharashtra Natural Gas Limited	India	22.50%	22.50%
Sabarmati Gas Limited	India	49.94%	49.94%
Bharat Stars Services Private Limited	India	50.00%	50.00%
Bharat Renewable Energy Limited ^	India	33.33%	33.33%
Matrix Bharat Pte. Ltd.	Singapore	50.00%	50.00%
Delhi Aviation Fuel Facility Private Limited	India	37.00%	37.00%
Kannur International Airport Limited	India	16.20%	16.20%
GSPL India Gasnet Limited	India	11.00%	11.00%
GSPL India Transco Limited	India	11.00%	11.00%
Mumbai Aviation Fuel Farm Facility Private Limited	India	25.00%	25.00%
Kochi Salem Pipeline Private Limited	India	50.00%	50.00%
BPCL-KIAL Fuel Farm Private Limited	India	74.00%	74.00%
Haridwar Natural Gas Private Limited	India	50.00%	50.00%
Goa Natural Gas Private Limited	India	50.00%	50.00%
FINO Paytech Limited	India	21.10%	20.89%
Ratnagiri Refinery and Petrochemicals Limited	India	25.00%	25.00%
IHB Limited	India	25.00%	25.00%

### Notes:

^ Companies in the process of winding up.

# BORL & BGRL stand merged with the Corporation (Refer Note No. 44)

Further, Ujjwala Plus Foundation is a Joint Venture of IOCL, BPCL and HPCL with fund contribution in the ratio of 50:25:25 respectively which was incorporated as a company limited by guarantee (without share capital) under Section 8 of Companies Act, 2013.



## NOTE 54 EARNINGS PER SHARE (EPS)

Basic EPS is derived by way of dividing the profit for the year attributable to equity holders by the weighted average number of Equity shares outstanding during the year, whereas Diluted EPS factors the effects of all dilutive potential ordinary shares.

S. No.	Particulars	2022-23	2021-22
i.	<b>Profit attributable to equity holders of the Corporation for Basic and Diluted earnings per equity share ( ₹ in Crores)</b>	<b>1,870.10</b>	11,363.35
ii.	<b>Weighted average number of ordinary shares for Basic &amp; Diluted EPS</b>		
	Issued ordinary shares as at 1 <sup>st</sup> April (Nos. in Crores)	<b>216.93</b>	216.93
	Less : Weighted average No. of shares held by "BPCL Trust for Investment in Shares" (Nos. in Crores)	<b>(3.30)</b>	(3.30)
	Less : Weighted average No. of Shares held by "BPCL ESPS Trust" (Nos. in Crores)	<b>(0.68)</b>	(0.88)
	<b>Weighted average number of shares for calculating Basic &amp; Diluted EPS (In Crores)</b>	<b><u>212.95</u></b>	<u>212.75</u>
iii.	<b>Basic &amp; Diluted EPS (₹/ share)</b>	<b>8.78</b>	53.41

## NOTE 55 SHARE BASED PAYMENT

### (a) Employee Option Plan

The Corporation had floated an Employee Stock Purchase Scheme ("BPCL Employee Stock Purchase Scheme-2020" or "Scheme" or "ESPS") on 28<sup>th</sup> September 2020 (Grant Date) after taking Shareholders' approval on that date, giving the background of proposed disinvestment by the Government of India ("GOI"). As a recognition of contribution of employees in growth of the Corporation and increase in shareholders' value, the Scheme as a primary objective seeks to reward eligible employees for their loyalty/longevity with the Corporation. The Scheme also covered the employees who had opted for Voluntary Retirement Scheme (VRS) during FY 2020-21.

As per Vesting Condition of the Scheme, the employee had to render services till the date of share transfer or retirement (including VRS) or Death in Service whichever is earlier. In view of the above, the Scheme was accounted as Employee Stock Option Scheme, in line with the applicable Ind AS.

Each option converted into one equity share of the Corporation upon exercise. No amounts were paid or payable by the recipient on receipt of the option. The options carried neither rights to dividends nor voting rights. These options were vested and exercised on 20<sup>th</sup> April 2021. All options which remained unexercised during FY 2021-22 have lapsed.

The share-based payments (options) to employees being equity-settled instruments were measured at the fair value of the equity instruments of the Corporation at the grant date. The fair value determined at the grant date of the equity-settled share-based payments was expensed on a straight-line basis over the vesting period, based on the Corporation's estimate of equity instruments that will eventually vest, with a corresponding increase in Total Equity.

## NOTE 55 SHARE BASED PAYMENT (CONTD.)

### (b) Movement during the period

The number and Weighted Average Exercise Prices (WAEP) of the options and movement during the period is as follows:

Particulars	2022-23		2021-22	
	Number of options	WAEP (in ₹)	Number of options	WAEP (in ₹)
Opening balance	-	-	3,96,36,732	126.54
Granted during the period	-	-	-	-
Exercised during the period	-	-	(3,65,42,077)	126.54
Forfeited during the period	-	-	(37,175)	126.54
Expired during the period	-	-	(30,57,480)	126.54
<b>Closing balance</b>	-	-	-	-
<b>Exercisable at period end</b>	-	-	-	-

### (c) Fair value of options granted

The model inputs used in the measurement of grant date fair value are as follows:

Particulars	BPCL ESPS Scheme 2020
Option pricing model used	Black Scholes Merton formula
Fair Value of options on Grant Date	₹235.77
Share Price on Grant Date	₹385.15
Exercise price	₹126.54
Dividend Yield	6.13%
Expected Volatility*	45.00%
Risk free interest rate	3.63%
Expected life of share options	0.56 Years

\* The expected volatility is based on the historic volatility of the share price.

### (d) Expense arising from share based payment transactions

Total expense arising from share based payment transactions for FY 2022-23 is **NIL** (Previous year : ₹77.06 Crores). The same is recognized in Statement of Profit and Loss as an exceptional item.

## NOTE 56 IMPAIRMENT OF ASSETS

The Corporation assesses at each reporting date, whether there is an indication for impairment of assets. The Corporation takes into consideration external and internal sources of information available about the asset to check whether any indication for impairment exists. If any such indication exists, the Corporation estimates the recoverable amount of the asset. The recoverable amount is the higher of an asset's fair value less cost of disposal and value in use. The value in use is assessed based on the estimated future cash flows which are discounted to their present value using the discount rate that reflects the time value of money and risk specific to the assets for which the future cash flows estimates have not been adjusted. An impairment loss is recognized in the Statement of Profit and Loss to the extent asset's carrying amount exceeds its recoverable amount.

Based on the assessment, there is no indication of impairment of assets except for the Corporation's investment in subsidiary company Bharat PetroResources Limited (BPRL). The gross carrying value of investment in BPRL as of 31<sup>st</sup> March 2023 is ₹9,601.37 Crores. BPRL is an upstream company and is having investments in Oil and Gas Blocks globally and in India, either directly or through its Subsidiaries (including step down Subsidiaries), Joint ventures and Associates. During the current financial year, BPRL has impaired investments in its subsidiary company due to change in prospects of its blocks. Accordingly, impairment testing was carried out on equity investment made by the Corporation in BPRL and an impairment loss of ₹ **1,359.96 Crores** has been recognized based on the value in use of assets as on 31<sup>st</sup> March 2023. Such impairment loss is shown as an exceptional item in Statement of Profit and Loss for the year ended 31<sup>st</sup> March 2023. The accumulated impairment loss on investments in BPRL as of 31<sup>st</sup> March 2023 is ₹ **3,392.75 Crores**.

During the previous year, an impairment provision of ₹14.08 Crores was created on investment in one of the associate companies [GSPL India Transco Limited], which is shown under other expenses.

## NOTE 57 PROVISION

In compliance of Ind AS 37 on “Provisions, Contingent Liabilities and Contingent Assets”, the required information is as under:

Nature	₹ in Crores				
	Opening balance	Additions during the year	Utilisation during the year	Reversals during the year	Closing balance
Excise	0.62	205.23	-	-	205.85
Customs	3.24	-	-	-	3.24
Service Tax	-	0.90	-	-	0.90
VAT/ Sales Tax/ Entry Tax/GST	294.06	148.88	146.63	18.40	277.91
Property Tax	73.60	24.36	8.72	6.52	82.72
<b>Total</b>	<b>371.52</b>	<b>379.37</b>	<b>155.35</b>	<b>24.92</b>	<b>570.62</b>
Previous year	484.26	42.69	91.84	63.59	371.52

The above provisions are made based on estimates and the expected timing of outflows is not ascertainable at this stage.

Above includes provision of ₹ **90.19 Crores** (Previous year: ₹ 94.39 Crores) for which deposits have been made.

## NOTE 58 DISCLOSURE IN RESPECT OF EXPENDITURE ON CORPORATE SOCIAL RESPONSIBILITY ACTIVITIES

Particulars	₹ in Crores	
	2022-23	2021-22
a) Unspent CSR Expenditure carried forward from previous year (Opening Provision) <sup>@</sup>	45.96	17.01
b) Amount required to be spent by the Corporation during the year	190.95	166.73
c) Surplus arising out of the CSR projects/programs or activities	0.68	-
d) Amount spent during the year (on purposes other than construction / acquisition of assets controlled by the Corporation) <sup>*#</sup>	128.67	137.78
e) Shortfall at the end of the year (Closing Provision) (a + b + c - d) <sup>^</sup>	108.92	45.96

\*The above expenditure includes contribution to funds, expenses through registered trusts / registered society, company established under Section 8 of the Companies Act, 2013 and direct expenses towards implementation of CSR activities by the Corporation. Further, the expenditure in FY 2022-23 includes amount of ₹ **36.24 Crores** which was spent in excess of requirements under Companies Act, 2013 in the earlier financial years by erstwhile BURL and is available for set off against the CSR Obligation.

<sup>#</sup>Includes payables of ₹ **8.75 Cr** (Previous year: ₹ 8.15 Cr)

<sup>@</sup>The opening balance of ₹ 45.96 Crores for FY 2022-23 includes ₹ 39.40 Crores for FY 2021-22 and ₹ 6.56 Crores for FY 2020-21 which were transferred to separate bank accounts on 29<sup>th</sup> April 2022 & 30<sup>th</sup> April 2021 respectively.

<sup>^</sup>The closing balance of ₹ 108.92 Crores as on 31<sup>st</sup> March 2023 consists of ₹ 79.99 Crores for FY 2022-23 transferred to a separate Unspent CSR bank account on 29<sup>th</sup> April 2023, ₹ 24.18 Crores for FY 2021-22 transferred on 29<sup>th</sup> April 2022 and ₹ 4.75 Crores for FY 2020-21 transferred on 30<sup>th</sup> April 2021.

### Reason for shortfall

The shortfall of ₹ **108.92 Crores** from the stipulated and prescribed spend is on account of delay in certain projects due to certain limitations faced by Implementing Agencies which were beyond their control. However, the shortfall has been earmarked against the specific projects and would be spent as per the provisions of Companies Act, 2013.

### Nature of CSR Activity undertaken by the company

The projects which are in alignment with the areas specified under Schedule VII of the Companies Act, 2013 are undertaken by the Corporation. Further, In order to have quantitative & qualitative impact, Corporation has adopted five crores thrust areas viz. Health & Sanitation, Education, Skill development, Environmental sustainability and Community Development.

## NOTE 59 FINANCIAL INSTRUMENTS

### A. Accounting classification and fair values

The following table shows the carrying amounts and fair values of financial assets and financial liabilities, including their levels in the fair value hierarchy. It does not include fair value information for financial assets and financial liabilities not measured at fair value if the carrying amount is a reasonable approximation of fair value.

₹ in Crores

As at 31 <sup>st</sup> March 2023	Note Reference	Carrying amount			Fair value			
		Mandatory at FVTPL	FVOCI - designated as such	Amortised Cost	Level 1	Level 2	Level 3	Total
<b>Financial assets</b>								
Investment in Equity instruments	8	-	800.48	-	673.18	-	127.30	800.48
Investment in Debt instruments	8 & 14	4,277.14	-	0.01	4,277.14	-	-	4,277.14
Derivative instruments - Interest Rate Swaps	19	18.74	-	-	-	18.74	-	18.74
Advance against equity to Joint Venture	10	-	-	48.43	-	-	-	48.43
Deposits	10 & 19	-	-	79.79	-	86.03	-	86.03
Loans								
Loan to Subsidiary- variable rate	9	-	-	455.00	-	-	-	455.00
Loan to Joint Venture - variable rate	9 & 18	-	-	11.25	-	-	-	11.25
Loans to Employees	9 & 18	-	-	510.37	-	-	-	510.37
PMLY Loans to Consumers	9 & 18	-	-	449.05	-	-	446.26	449.05
Others	9 & 18	-	-	237.52	-	-	-	237.52
Other Deposits	10 & 19	-	-	113.06	-	-	-	113.06
Cash and Cash equivalents	16	-	-	1,881.32	-	-	-	1,881.32
Bank Balances other than Cash and cash equivalents	17	-	-	239.12	-	-	-	239.12
Trade Receivables	15	-	-	6,721.86	-	-	-	6,721.86
Other Financial Assets	10 & 19	-	-	1,047.53	-	-	-	1,047.53
<b>Total</b>		<b>4,295.88</b>	<b>800.48</b>	<b>11,794.31</b>				<b>16,890.67</b>
<b>Financial liabilities</b>								
Derivative Liability on Forward Contracts	32	0.55	-	-	-	0.55	-	0.55
Bonds (Foreign Currency)	25	-	-	4,100.75	3,991.96	-	-	3,991.96
Debentures	25 & 30	-	-	6,369.72	6,242.00	-	-	6,242.00
Loans								
Term Loans	25 & 30	-	-	11,840.52	-	-	-	11,840.52
Interest Free Loans	25	-	-	221.81	-	189.06	-	221.81
Long Term Loans (Foreign Currency)	25	-	-	6,160.00	-	-	-	6,160.00
Short Term Loans (Foreign Currency)	30	-	-	3,412.00	-	-	-	3,412.00
Short Term Borrowings	30	-	-	3,750.00	-	-	-	3,750.00
Lease Obligations	25a & 30a	-	-	8,920.34	-	-	-	8,920.34
Other Non-Current financial liabilities	26	-	-	68.89	-	-	-	68.89
Trade Payables	31	-	-	24,010.84	-	-	-	24,010.84
Other Financial Liabilities	32	-	-	21,086.99	-	-	-	21,086.99
<b>Total</b>		<b>0.55</b>	<b>-</b>	<b>89,941.86</b>				<b>89,942.41</b>

Note: There are no other categories of financial instruments other than those mentioned above.

## NOTE 59 FINANCIAL INSTRUMENTS (CONTD.)

₹ in Crores

As at 31 <sup>st</sup> March 2022	Note Reference	Carrying amount			Fair value				
		Mandatory at FVTPL	FVOCI - designated as such	Amortised Cost	Total	Level 1	Level 2	Level 3	Total
<b>Financial assets</b>									
Investment in Equity instruments	8	-	758.13	-	758.13	637.33	-	120.80	758.13
Investment in Debt instruments	8 & 14	4,442.27	-	0.01	4,442.28	4,442.27	-	-	4,442.27
Derivative instruments - Commodity related	19	7.70	-	-	7.70	-	7.70	-	7.70
Derivative instruments - Interest Rate Swaps	19	3.47	-	-	3.47	-	3.47	-	3.47
Derivative instruments- Forward Contracts	19	0.63	-	-	0.63	-	0.63	-	0.63
Advance against Equity to Joint Venture	10	-	-	195.00	195.00	-	-	-	195.00
Deposits	10 & 19	-	-	67.47	67.47	-	92.20	-	92.20
Loans									
Loan to Subsidiary- variable rate	9	-	-	2,190.00	2,190.00	-	-	-	2,190.00
Loan to Joint Venture - variable rate	9 & 18	-	-	15.00	15.00	-	-	-	15.00
Loans to Employees	9 & 18	-	-	475.66	475.66	-	-	-	475.66
PMUY Loans to Consumers	9 & 18	-	-	554.40	554.40	-	-	581.43	581.43
Others	9 & 18	-	-	202.69	202.69	-	-	-	202.69
Other Deposits	10 & 19	-	-	173.64	173.64	-	-	-	173.64
Cash and Cash equivalents	16	-	-	1,383.95	1,383.95	-	-	-	1,383.95
Bank Balances other than Cash and Cash equivalents	17	-	-	66.95	66.95	-	-	-	66.95
Trade Receivables	15	-	-	9,699.55	9,699.55	-	-	-	9,699.55
Other Financial Assets	10 & 19	-	-	533.48	533.48	-	-	-	533.48
<b>Total</b>		<b>4,454.07</b>	<b>758.13</b>	<b>15,557.80</b>	<b>20,770.00</b>				
<b>Financial Liabilities</b>									
Derivative Liability on commodity derivatives	32	280.09	-	-	280.09	-	280.09	-	280.09
Bonds (Foreign Currency)	25 & 30	-	-	7,566.61	7,566.61	7,610.09	-	-	7,610.09
Debentures	25 & 30	-	-	6,183.41	6,183.41	6,217.27	-	-	6,217.27
Loans									
Term loans	25 & 30	-	-	6,316.98	6,316.98	-	-	-	6,316.98
Interest Free Loan from Govt. of Kerala	25	-	-	37.42	37.42	-	40.78	-	40.78
Long term Loans (Foreign Currency)	25	-	-	6,013.11	6,013.11	-	-	-	6,013.11
Short term borrowings	30	-	-	7,497.00	7,497.00	-	-	-	7,497.00
Lease Obligations	25a & 30a	-	-	8,600.74	8,600.74	-	-	-	8,600.74
Other Non-Current financial liabilities	26	-	-	56.63	56.63	-	-	-	56.63
Trade Payables	31	-	-	30,330.11	30,330.11	-	-	-	30,330.11
Other Financial liabilities	32	-	-	20,589.14	20,589.14	-	-	-	20,589.14
<b>Total</b>		<b>280.09</b>	<b>-</b>	<b>93,191.15</b>	<b>93,471.24</b>				

Note: There are no other categories of financial instruments other than those mentioned above.



## NOTE 59 FINANCIAL INSTRUMENTS (CONTD.)

### B. Measurement of fair values

#### Valuation techniques and significant unobservable inputs

The following tables show the valuation techniques used in measuring Level 2 and Level 3 fair values, for financial instruments measured at fair value in the Balance Sheet, as well as the significant unobservable inputs used.

#### Financial instruments measured at fair value

Type	Valuation technique	Significant unobservable inputs	Inter-relationship between significant unobservable inputs and fair value measurement
Unquoted equity shares (Cochin International Airport Limited)	The Valuation is based on market multiples derived from quoted prices of companies comparable to investee and the expected book value of the investee.	Adjusted market multiple	The estimated fair value would increase/(decrease) if Adjusted market multiple were higher/(lower)
Derivative instruments-forward exchange contracts	Forward pricing: The fair value is determined using quoted forward exchange rates at the reporting date.	Not applicable	Not applicable
Derivative instruments-interest rate swap	Discounted cash flows: The valuation model considers the present value of expected receipt/payment discounted using appropriate discounting rates. This technique also involves using the interest rate curve for projecting the future cash flows.	Not applicable	Not applicable
Non current financial assets and liabilities measured at amortised cost	Discounted cash flows: The valuation model considers the present value of expected receipt/payment discounted using appropriate discounting rates.	Not applicable	Not applicable
PMUY Loans to consumers	Discounted cash flows: The valuation model considers the present value of expected receipt/payment discounted using appropriate discounting rates.	Subsidy rate	The estimated fair value would increase/(decrease) if subsidy rate were higher/(lower)
Derivative instruments-commodity contracts	Fair valuation of Commodity Derivative instruments are based on Platts pricing- Settlement is based on monthly Platts average prices for the respective product for the relevant settlement month. Mark to Market calculation is based on Platts forward assessment. Platts is an independent agency which assesses benchmark global crude oil and product prices. Globally counterparties also use Platts assessment for settlement of transactions.	Not applicable	Not applicable

## NOTE 59 FINANCIAL INSTRUMENTS (CONTD.)

### Level 3 fair values

#### Reconciliation of Level 3 fair values

The following table shows a reconciliation of the opening and closing balances for Level 3 fair values for equity instruments measured at FVOCI.

₹ in Crores

Particulars	Equity securities
Opening Balance(1 <sup>st</sup> April 2021)	95.71
Net change in fair value (unrealised)	25.09
<b>Closing Balance (31<sup>st</sup> March 2022)</b>	<b>120.80</b>
Opening Balance(1 <sup>st</sup> April 2022)	120.80
Net change in fair value (unrealised)	6.50
<b>Closing Balance (31<sup>st</sup> March 2023)</b>	<b>127.30</b>

#### Sensitivity analysis

For the fair values of unquoted equity shares, reasonably possible changes at the reporting date to one of the significant unobservable inputs, holding other inputs constant, would have the following effects:

₹ in Crores

Significant unobservable inputs	As at 31 <sup>st</sup> March 2023		As at 31 <sup>st</sup> March 2022	
	Other Comprehensive Income Increase	Other Comprehensive Income Decrease	Other Comprehensive Income Increase	Other Comprehensive Income Decrease
Market Multiples (5% movement)	6.36	(6.36)	6.04	(6.04)

### C. Financial risk management

#### C.i. Risk management framework

The Corporation's Board of Directors has overall responsibility for the establishment and for overseeing of the Corporation's risk management framework. The Risk Management Committee of the Board has defined roles and responsibilities, which includes reviewing and recommending the risk management plan and the risk management report for approval of the Board with the recommendation of the Audit Committee. The Corporation has adopted a Risk Management Charter and Policy for self-regulatory processes and procedures for ensuring the conduct of the business in a risk conscious manner.

The Corporation has exposure to the following risks arising from financial instruments :

- Credit risk ;
- Liquidity risk ; and
- Market risk

#### C.ii. Credit risk

Credit risk is the risk of financial loss to the Corporation if a customer or counterparty to a financial instrument fails to meet its contractual obligations, and arises principally from the Group's trade and other receivables, cash and cash equivalents and other bank balances, derivatives and debt securities. The maximum exposure to credit risk in case of all the financial instruments covered below is restricted to their respective carrying amount.

#### (a) Trade and other receivables from customers

Credit risk in respect of trade and other receivables is managed through credit approvals, establishing credit limits and monitoring the creditworthiness of customers to whom the Corporation grants credit terms in the normal course of business.

As at 31<sup>st</sup> March 2023 and 31<sup>st</sup> March 2022, the Corporation's retail dealers, industrial and aviation customers accounted for the majority of the trade receivables.

#### Expected credit loss assessment for Trade and other receivables from customers as at 31<sup>st</sup> March 2023 and 31<sup>st</sup> March 2022

The Corporation uses an allowance matrix to measure the expected credit losses of trade and other receivables. The loss rates are computed using a 'Roll Rate' method based on the probability of receivable progressing through successive stages of delinquency to write off. Roll rates are calculated separately for exposures in different segments based on the following common credit risk characteristics - type of product purchases, type of customers.



## NOTE 59 FINANCIAL INSTRUMENTS (CONTD.)

The following table provides information about the exposure to credit risk and Expected Credit Loss Allowance for trade and other receivables:

₹ in Crores

As at 31 <sup>st</sup> March 2023	Gross carrying amount	Weighted average loss rate - range	Loss allowance
Debts not due	4,372.52	0.38%	16.66
Debts over due	2,043.26	18.44%	376.85
<b>TOTAL</b>	<b>6,415.78</b>	<b>6.13%</b>	<b>393.51</b>

₹ in Crores

As at 31 <sup>st</sup> March 2022	Gross carrying amount	Weighted average loss rate - range	Loss allowance
Debts not due	6,126.49	0.20%	12.25
Debts over due	2,990.31	11.15%	333.47
<b>TOTAL</b>	<b>9,116.80</b>	<b>3.79%</b>	<b>345.72</b>

The Corporation does not provide for any loss allowance on trade receivables where risk of default is negligible such as receivables from other oil marketing companies, if any, hence the same is excluded from above. Loss rates are based on actual credit loss experience over the past three years.

The movement in the loss allowance in respect of trade and other receivables during the year was as follows.

₹ in Crores

Particular	Amount
Balance as at 1 <sup>st</sup> April, 2021	443.64
Movement during the year	(97.92)
<b>Balance as at 31<sup>st</sup> March, 2022</b>	<b>345.72</b>
Movement during the year	<b>47.79</b>
<b>Balance as at 31<sup>st</sup> March, 2023</b>	<b>393.51</b>

### (b) PMUY and Other Loans

As per the Government of India's scheme – Pradhan Mantri Ujjwala Yojana (PMUY), the Corporation has given interest free loans to PMUY customers towards cost of hot plate and 1<sup>st</sup> refill, which is to be recovered from the subsidy amount payable to customer when such customers book refill. During the year, the Corporation has recalculated gross carrying amount of the loans at period end at the present value of the estimated future contractual cash flows discounted at the original effective interest rate due to revision in estimates of receipts based on projections of subsidy amount per refill. Accordingly, the gross carrying amount of the loans has been reduced by ₹ 5.24 Crores (Previous year: ₹ 367.29 Crores) with a corresponding recognition of expense in the Statement of Profit and Loss. The Corporation assesses the credit risks / significant increases in credit risk on an ongoing basis throughout each reporting period. For determining the expected credit loss on such loans, the Corporation considers the time elapsed since the last refill for determining probability of default on collective basis. Accordingly, the expected credit loss of ₹ 128.07 Crores (Previous year: ₹ 88.15 Crores) has been recognized on carrying amount of ₹ 577.12 Crores (Previous year: ₹ 642.56 Crores) of PMUY Loans. (Refer Note No. 9 and 18)



## NOTE 59 FINANCIAL INSTRUMENTS (CONTD.)

The movement in the loss allowance in respect of PMUY and other loans during the year was as follows.

Particular	₹ in Crores	
	Amount	
Balance as at 1 <sup>st</sup> April, 2021		87.93
Movement during the year		1.85
<b>Balance as at 31<sup>st</sup> March, 2022</b>		<b>89.78</b>
Movement during the year		<b>40.09</b>
<b>Balance as at 31<sup>st</sup> March, 2023</b>		<b>129.87</b>

### (c) Cash and cash equivalents and Other Bank Balances

The Corporation held cash and cash equivalents and other bank balances of ₹ **2,120.44 Crores** at 31<sup>st</sup> March 2023 (Previous year: ₹ 1,450.90 Crores). The cash and cash equivalents are held with bank / financial institution counterparties have good credit ratings/ good market standing. Also, Corporation invests its short term surplus funds in bank fixed deposits, Tri Party Repo etc., which carry lesser mark to market risks for short duration.

### (d) Derivatives

The derivatives are entered into with banks, financial institutions and other counterparties with good credit ratings. Further exposures to counter-parties are closely monitored and kept within the approved limits.

### (e) Investment in debt securities

Investment in debt instruments mainly include loans to subsidiary, joint venture companies, investment in government securities and debt schemes of mutual fund which do not carry any significant credit risk.

### C.iii. Liquidity risk

Liquidity risk is the risk that the Corporation will encounter difficulty in meeting the obligations associated with its financial liabilities that are settled by delivering cash or another financial asset.

Liquidity risk is managed by Corporation through effective fund management. The Corporation has obtained fund and non-fund based working capital lines from various banks. Furthermore, the Corporation has access to funds from debt markets through Commercial Paper programs, Foreign Currency Borrowings and other debt instruments.

The following are the remaining contractual maturities of financial liabilities at the reporting date. The amounts are gross and undiscounted, and include estimated interest payments;



## NOTE 59 FINANCIAL INSTRUMENTS (CONTD.)

### Maturity Analysis of Significant Financial Liabilities

₹ in Crores

As at 31 <sup>st</sup> March 2023	Contractual cash flows				
	Total	Upto 1 year	1-3 years	3-5 years	More than 5 years
<b>Non-derivative financial liabilities</b>					
Bonds	4,521.93	164.43	4,357.50	-	-
Term loans	14,493.79	1,526.26	11,473.99	883.54	610.00
Non Convertible Debentures	7,364.02	2,859.12	3,442.20	1,062.70	-
Long Term Loans (Foreign Currency)	6,517.91	6,517.91	-	-	-
Lease Liabilities	17,390.09	1,262.66	1,809.12	1,809.16	12,509.15
Short term borrowings	3,754.94	3,754.94	-	-	-
Short term borrowings (Foreign Currency)	3,412.00	3,412.00	-	-	-
Trade payables	24,010.84	24,010.84	-	-	-
Other financial liabilities	21,086.99	21,086.99	-	-	-
Financial guarantee contracts *	15,348.88	-	2,794.55	12,270.87	283.46

₹ in Crores

As at 31 <sup>st</sup> March 2022	Contractual cash flows				
	Total	Upto 1 year	1-3 years	3-5 years	More than 5 years
<b>Non-derivative financial liabilities</b>					
Bonds	8,286.66	4,117.27	303.23	3,866.16	-
Term loans	7,278.36	775.35	4,843.38	1,301.87	-
Non Convertible Debentures	7,307.07	1,155.88	2,934.80	3,216.39	357.76
Long Term Loans (Foreign Currency)	6,210.27	153.36	5,922.20	110.58	24.13
Lease Liabilities	16,168.06	1,159.83	1,906.72	1,687.65	11,413.86
Short term borrowings	7,593.36	7,593.36	-	-	-
Trade payables	30,330.11	30,330.11	-	-	-
Other financial liabilities	20,589.14	20,589.14	-	-	-
Financial guarantee contracts *	7,437.25	741.77	-	6,434.13	261.35

## NOTE 59 FINANCIAL INSTRUMENTS (CONTD.)

\*These Guarantees have been issued by the Corporation in favour of lenders of subsidiaries with respect to borrowings raised by the respective entities.

The above also includes guarantee amount of ₹ **283.45 Crores** (equivalent USD 34.48 Million) [ Previous Year ₹ 261.35 Crores (equivalent USD 34.48 Million)] towards BPRL Venture Mozambique BV's pro rata share of drawdown of USD 28.73 Million (as on 31<sup>st</sup> March 2023) [**USD 28.73 Million** (as on 31<sup>st</sup> March 2022)] under the project finance arrangement entered into for 2-train 12.88 MMTPA LNG Project in Mozambique Offshore Area 1, Rovuma basin. This project is being partly funded through project finance under which an amount of USD 15.4 Billion has already been finalised. BPCL has provided a Debt Service Undertaking (DSU) to guarantee its pro rata share (i.e. towards BPRL Venture Mozambique BV's Participating Interest (PI) of 10% in the project) of project finance obligations to any project finance beneficiaries under project financing arrangement, capped at a maximum of USD 1.92 Billion (out of which the draw down was **USD 28.73 Million** as at 31<sup>st</sup> March 2023) (Draw down was USD 28.73 Million as at 31<sup>st</sup> March 2022). These guarantee amounts will be payable on default by the concerned entity. As of the reporting date, none of the subsidiaries have defaulted and hence, the Corporation does not have any present obligation to third parties in relation to such guarantees. The bifurcation of contractual cash flows in different years is based on expiry of said guarantees.

### C.iv. Market risk

Market Risk is the risk that the fair value or future cash flows of a financial instrument will fluctuate because of changes in market prices. Market risk comprises four types of risk: currency risk, interest rate risk, commodity risk and other price risk.

#### C.iv.a Currency risk

The Corporation is exposed to currency risk on account of its operating and financing activities. The functional currency of the Corporation is Indian Rupee. Our exposure is mainly denominated in US Dollars (USD). The USD exchange rate has changed substantially in recent periods and may continue to fluctuate substantially in the future. The Corporation has put in place a Financial Risk Management Policy to identify the most effective and efficient ways of managing the currency risks. The Corporation uses derivative instruments, (mainly foreign exchange forward contracts) to mitigate the risk of changes in foreign currency exchange rates in line with the policy.

The Corporation does not use derivative financial instruments for trading or speculative purposes.

#### Exposure to currency risk

The currency profile in INR of foreign currency denominated financial assets and financial liabilities as at 31<sup>st</sup> March 2023 and 31<sup>st</sup> March 2022 are as below:

## NOTE 59 FINANCIAL INSTRUMENTS (CONTD.)

₹ in Crores

As at 31 <sup>st</sup> March 2023	USD	EURO	JPY	CHF	Others
<b>Financial assets</b>					
Cash and cash equivalents	31.56	-	-	-	-
Trade receivables and Other Financial assets	1,059.75	-	-	-	0.01
<b>Net exposure for assets</b>	<b>1,091.31</b>	-	-	-	<b>0.01</b>
<b>Financial liabilities</b>					
Bonds	4,100.75	-	-	-	-
Long Term Loans (Foreign Currency)	6,160.00	-	-	-	-
Short term borrowings (including Foreign Currency loans)	3,412.00	-	-	-	-
Trade Payables and other financial liabilities	12,445.95	31.52	13.27	0.00	0.63
Add/(Less): Foreign currency forward exchange contracts	(1,031.91)	-	-	-	-
<b>Net exposure for liabilities</b>	<b>25,086.79</b>	<b>31.52</b>	<b>13.27</b>	<b>0.00</b>	<b>0.63</b>
<b>Net exposure (Assets - Liabilities)</b>	<b>(23,995.47)</b>	<b>(31.52)</b>	<b>(13.27)</b>	<b>(0.00)</b>	<b>(0.62)</b>

₹ in Crores

As at 31 <sup>st</sup> March 2022	USD	EURO	JPY	CHF	Others
<b>Financial assets</b>					
Cash and cash equivalents	23.85	-	-	-	-
Trade receivables and other assets	3,127.66	-	-	-	0.02
	<b>3,151.51</b>	-	-	-	<b>0.02</b>
<b>Financial liabilities</b>					
Bonds	7,566.61	-	-	-	-
Long Term Loans (Foreign Currency)	6,013.11	-	-	-	-
Trade Payables and other liabilities	22,231.06	36.63	16.58	0.16	5.26
Add/(Less): Foreign currency forward exchange contracts	(1,856.17)	-	-	-	-
<b>Net exposure for liabilities</b>	<b>33,954.61</b>	<b>36.63</b>	<b>16.58</b>	<b>0.16</b>	<b>5.26</b>
<b>Net exposure (Assets - Liabilities)</b>	<b>(30,803.10)</b>	<b>(36.63)</b>	<b>(16.58)</b>	<b>(0.16)</b>	<b>(5.24)</b>

### Sensitivity analysis

A reasonably possible strengthening/ (weakening) of the USD against INR at 31<sup>st</sup> March would have affected the measurement of financial instruments denominated in US dollars and affected profit or loss (before tax) by the amounts shown below. This analysis assumes that all other variables, in particular interest rates, remain constant and ignores any impact of forecasted sales and purchases. In cases where the related foreign exchange fluctuation is capitalised to Property, Plant and Equipment or recognised directly in reserves, the impact indicated below may affect the Corporation's income statement over the remaining life of the related Property, Plant and Equipment or the remaining tenure of the borrowing respectively.

## NOTE 59 FINANCIAL INSTRUMENTS (CONTD.)

₹ in Crores

Effect in INR (before tax) For the year ended 31 <sup>st</sup> March, 2023	Profit or loss	
	Strengthening	Weakening
3% movement USD	(719.86)	719.86
	(719.86)	719.86

₹ in Crores

Effect in INR (before tax) For the year ended 31 <sup>st</sup> March, 2022	Profit or loss	
	Strengthening	Weakening
3% movement USD	(924.09)	924.09
	(924.09)	924.09

### C.iv.b Interest rate risk

Interest rate risk can be either fair value interest rate risk or cash flow interest rate risk. Fair value interest rate risk is the risk of changes in fair values of fixed interest bearing financial instruments because of fluctuations in the interest rates, in cases where the instruments are measured at fair value through profit or loss. Cash flow interest rate risk is the risk that the future cash flows of floating interest bearing instruments will fluctuate because of fluctuations in the interest rates.

The Corporation's approach to managing interest rate risk is to have a judicious mix of borrowed funds with fixed and floating interest rate obligation.

## NOTE 59 FINANCIAL INSTRUMENTS (CONTD.)

### Exposure to interest rate risk

Corporation's interest rate risk arises primarily from borrowings. The interest rate profile of the Corporation's interest-bearing financial instruments is as follows:

₹ in Crores

Particular	Note Reference	As at 31 <sup>st</sup> March 2023	As at 31 <sup>st</sup> March 2022
<b>Fixed-rate instruments</b>			
<b>Financial Assets - measured at amortised cost</b>			
Investment in debt instruments	8	0.01	0.01
Investments in FD & TREPS	16	1,450.00	875.69
<b>Financial Assets - measured at Fair Value through Profit or Loss</b>			
Investment in debt instruments	14	4,277.14	4,442.27
<b>Total of Fixed Rate Financial Assets</b>		<b>5,727.15</b>	<b>5,317.97</b>
<b>Financial liabilities - measured at amortised cost</b>			
Bonds	25 & 30	4,100.75	7,566.61
Non- Convertible Debentures	25 & 30	6,369.72	6,183.41
Short term borrowings	30	-	5,202.00
Interest Free Term Loan	25	221.81	37.42
<b>Total of Fixed Rate Financial Liabilities</b>		<b>10,692.28</b>	<b>18,989.44</b>
<b>Variable-rate instruments</b>			
<b>Financial Assets - measured at amortised cost</b>			
Loan to Subsidiary	9	455.00	2,190.00
Loan to Joint Venture	9 & 18	11.25	15.00
<b>Total of Variable Rate Financial Assets</b>		<b>466.25</b>	<b>2,205.00</b>
<b>Financial liabilities - measured at amortised cost</b>			
Long Term Loans (Foreign Currency)	25 & 30	6,160.00	6,013.11
Short Term Loans (Foreign Currency)	30	3,412.00	-
Short Term Borrowings	30	3,750.00	2,295.00
Term loans	25 & 30	11,840.52	6,316.98
<b>Total of Variable Rate Financial Liabilities</b>		<b>25,162.52</b>	<b>14,625.09</b>

\* In respect of Foreign Currency Loans, the Corporation has entered into Interest Rate Swaps of **USD 65 Million** (Previous year: USD 65 Million)

## NOTE 59 FINANCIAL INSTRUMENTS (CONTD.)

### Interbank offered rate (IBOR) additional information

The Corporation has following exposure to Libor as at 31<sup>st</sup> March 2023:

Nature of Transaction	Principal Amount in Million USD	Rate of Interest	Repayment Date / Last Settlement Date
External Commercial Borrowing	300	6 Months LIBOR based	5-Dec-23
Interest Rate Swap ( 6 monthly)	65	Pay- Fix Rate	5-Dec-23
		Receive-6 Month LIBOR	

In March 2021, the Financial Conduct Authority (FCA), UK had confirmed that all LIBOR settings will either cease to be provided by any administrator or no longer be representative:

- immediately after 31<sup>st</sup> December 2021, in the case of all Sterling, Euro, Swiss Franc and Japanese Yen settings, and the 1-week and 2-month US Dollar settings; and
- immediately after 30<sup>th</sup> June 2023, in the case of the remaining US dollar settings.

The last interest reset of the above exposure will happen before 30<sup>th</sup> June 2023 and hence there would be no impact of such migration.

### Fair value sensitivity analysis for fixed-rate instruments

The Corporation accounts for certain investments in fixed-rate financial assets such as investments in Oil bonds and Government Securities at fair value through profit or loss. Accordingly, a decrease in 25 basis points in interest rates is likely to increase the profit or loss (before tax) for the year ending 31<sup>st</sup> March 2023 by ₹19.26 Crores (Previous year: ₹29.43 Crores) and an increase in 25 basis points in interest rates is likely to decrease the profit or loss (before tax) for the year ending 31<sup>st</sup> March 2023 by ₹19.14 Crores (Previous year: ₹29.18 Crores).

### Cash flow sensitivity analysis for variable-rate instruments

A reasonably possible change of 25 basis points in interest rates at the reporting date would have increased (decreased) profit or loss by the amounts shown below. This analysis assumes that all other variables, in particular foreign currency exchange rates, remain constant. In cases where the related interest rate risk is capitalised to Property, Plant and Equipment, the impact indicated below may affect the Corporation's income statement over the remaining life of the related Property, Plant and Equipment.

₹ in Crores

#### Cash flow sensitivity (net)

#### Profit or (loss)

0.25 % increase      0.25% decrease

#### As at 31<sup>st</sup> March 2023

Variable-rate borrowing instruments	(44.05)	44.05
Interest on loan given to Subsidiary/Joint Venture	0.29	(0.29)
<b>Cash flow sensitivity (net)</b>	<b>(43.76)</b>	<b>43.76</b>

#### As at 31<sup>st</sup> March 2022

Variable-rate borrowing instruments	(28.88)	28.88
Interest on loan given to Subsidiary/Joint Venture	5.39	(5.39)
<b>Cash flow sensitivity (net)</b>	<b>(23.50)</b>	<b>23.50</b>



## NOTE 59 FINANCIAL INSTRUMENTS (CONTD.)

### C.iv.c Commodity rate risk

Corporation's profitability gets affected by the price differential (also known as Margin or Crack spread) between prices of products (output) and the price of the crude oil and other feed-stocks used in production (input). Prices of both are set by markets. Hence Corporation uses derivatives instruments (swaps, futures, options and forwards) to hedge exposures to commodity price risk to cover refinery operating cost using Basic Swaps on various products' cracks like Naphtha, Gasoline (Petrol), Jet/Kerosene, Gasoil (Diesel) and Fuel Oil against Benchmark Dubai Crude. Further volatility in freight costs is hedged through Freight Forwards and bunker purchases. Settlement of all derivative transactions take place on the basis of monthly average of the daily prices of the settlement month quoted by Platts.

Corporation measures market risk exposure arising from its trading positions using value-at-risk (VaR) techniques. These techniques make a statistical assessment of the market risk arising from possible future changes in market prices over a one-day holding period.

Corporation uses historical model of VaR techniques based on variance/covariance to make a statistical assessment of the market risk arising from possible future changes in market values over a 24-hour period and within a 95% confidence level. The calculation of the range of potential changes in fair value takes into account positions and the history of price movements for last two years. Since there are no open positions as on 31<sup>st</sup> March 2023 VAR for open position as on 31<sup>st</sup> March 2023 is NIL.

### C.iv.d Price risk

The Corporation's exposure to equity investments' price risk arises from investments held by the Corporation and classified in the financial statements at fair value through OCI. The Corporation intends to hold these investments for long-term for better returns and price risk will not be significant from a long term perspective.

### Exposure to price risk

₹ in Crores

Effect in INR (before tax)	Profit or Loss		Other Comprehensive Income	
	Strengthening	Weakening	Strengthening	Weakening
<b>As at 31<sup>st</sup> March 2023</b>				
1% movement				
Investment in Oil India Limited	-	-	6.73	(6.73)
Investment in Cochin International Airport Limited	-	-	1.27	(1.27)
<b>Total</b>	-	-	<b>8.00</b>	<b>(8.00)</b>

₹ in Crores

Effect in INR (before tax)	Profit or Loss		Other Comprehensive Income	
	Strengthening	Weakening	Strengthening	Weakening
<b>As at 31<sup>st</sup> March 2022</b>				
1% movement				
Investment in Oil India Limited	-	-	6.37	(6.37)
Investment in Cochin International Airport Limited	-	-	1.21	(1.21)
<b>Total</b>	-	-	<b>7.58</b>	<b>(7.58)</b>



## NOTE 59 FINANCIAL INSTRUMENTS (CONTD.)

### D. Offsetting

The following table presents the recognised financial instruments that are offset and other similar agreements that are not offset, as at 31<sup>st</sup> March 2023 and 31<sup>st</sup> March 2022.

The column 'net amount' shows the impact on the Corporation's Balance Sheet if all set-off rights are exercised.

₹ in Crores

Particular	Note reference	Effect of offsetting on the balance sheet			Related amounts not offset		
		Gross amounts	Gross amounts set off in the balance sheet	Net amounts presented in the balance sheet	Financial Instrument	Amounts which can be offset	Net Amount
<b>As at 31<sup>st</sup> March 2023</b>							
<b>Financial liabilities</b>							
Trade payables	A	8,211.06	3,464.98	4,746.08			
<b>As at 31<sup>st</sup> March 2022</b>							
<b>Financial liabilities</b>							
Trade payables	A	9,289.38	4,677.22	4,612.16			

### Notes

- A. The Corporation purchases and sells petroleum products from different Oil and Gas Companies. Under the terms of the agreement, the amounts payable by the Corporation are offset against receivables and only the net amounts are settled. The relevant amounts have therefore been presented net in the balance sheet.

## NOTE 60 CAPITAL MANAGEMENT

The Corporation's objective is to maximize the shareholders' value by maintaining an optimum capital structure. Management monitors the return on capital as well as the debt equity ratio and makes necessary adjustments in the capital structure for the development of the business.

The Corporation's debt to equity ratio as at 31<sup>st</sup> March, 2023 was **0.69** (Previous year: 0.65).

Note: For the purpose of computing debt to equity ratio, Equity includes Equity Share Capital and Other Equity, and Debt includes Current and Non Current Borrowings.

## NOTE 61 SEGMENT REPORTING

As per the requirements of Ind AS 108 on "Operating Segments", segment information has been provided under the Notes to Consolidated Financial Statements.

## NOTE 62 MICRO AND SMALL ENTERPRISES

The details regarding Micro and Small Enterprises, to the extent the Corporation has received intimation from the “suppliers” regarding their status under the Micro, Small and Medium Enterprises Development Act, 2006, are as under:

₹ in Crores

Particulars	As at 31 <sup>st</sup> March 2023	As at 31 <sup>st</sup> March 2022
Principal amount overdue (remaining unpaid)	-	-
Interest due thereon remaining unpaid	-	-
Payment made during the year after the due date	-	-
Principal	-	-
Interest	-	-
Interest accrued and remaining unpaid	0.07	0.07

## NOTE 63 CONTINGENT LIABILITIES AND CAPITAL COMMITMENTS

₹ in Crores

Particulars	As at 31 <sup>st</sup> March 2023	As at 31 <sup>st</sup> March 2022
<b>(a) Contingent Liabilities :</b>		
In respect of Income Tax matters	4.64	158.35
<b>Other Matters :</b>		
i) Claims against the Group not acknowledged as debts*:		
Excise and customs matters	90.44	277.71
Service Tax matters	1,231.29	10.93
Sales Tax/VAT/GST/Entry Tax matters	4,826.79	3,399.09
Land Acquisition cases for higher compensation	261.90	288.57
Others	484.98	781.24
*These include ₹2,790.12 Crores (Previous year: ₹1,336.05 Crores) against which the Corporation has a recourse for recovery and ₹89.04 Crores (Previous year: ₹88.38 Crores) which are on capital account.		
ii) Claims on account of wages, bonus / ex-gratia payments in respect of pending court cases	72.81	63.36
iii) Guarantees excluding financial guarantees (Refer Note Below)	752.00	752.00
<b>(b) Capital Commitments :</b>		
i) Estimated amount of contracts remaining to be executed on capital account and not provided for	4,498.21	3,956.43
ii) Other Commitments #	-	250.00

Note: Apart from the above;

1. Corporation’s subsidiary, Bharat PetroResources Limited (BPRL), is engaged in the business of Exploration and Production (E&P) of oil & gas and has participating interest in several blocks held directly or through group companies. Corporation has issued performance guarantees/ counter–indemnities/ letter of undertakings in favour of Government/ Government Agencies/ Operators/ other partners towards performance obligations

## NOTE 63 CONTINGENT LIABILITIES AND CAPITAL COMMITMENTS (CONTD.)

of BPRL (including its group companies) under the Concession Agreement/Joint Operating Agreements/ Production Sharing Contracts/ Licenses/ Farmout Agreements relating to various such E&P oil & gas blocks acquired by them. The outflow that may arise under these performance guarantees/ counter-indemnities/ letter of undertakings is not quantifiable.

- The Corporation has issued Performance Guarantee for necessary infrastructure of terminal and pipelines at Kochi and obligations of Associate Company Petronet LNG Ltd under the LNG SPA, the outflow that may arise under the same is not quantifiable.

# Calls received for issue of shares during the year from Joint Venture Company for which subscription of shares is pending.

## NOTE 64 RESEARCH AND DEVELOPMENT EXPENDITURE

₹ in Crores

Particulars	2022-23	2021-22
a) Revenue Expenditure	55.27	51.21
b) Capital Expenditure	16.41	26.55

## NOTE 65 REVENUE FROM CONTRACTS WITH CUSTOMERS

The following table provides information about contract liabilities from continuing contracts with customers.

₹ in Crores

Particulars	As at 31/03/2023	As at 31/03/2022
Contract liabilities	679.71	630.79

The contract liabilities primarily relates to the liability towards customer loyalty program for unutilized points and the upfront bidding fees/fixed fees pertaining to dealerships for Retail Outlets.

### Movement in contract liabilities is as follows

The following table provides information about contract liabilities from continuing contracts with customers.

₹ in Crores

Particulars	2022-23	2021-22
a) At beginning of the year	630.79	504.02
b) Increases due to cash received, excluding amounts recognised as revenue during the year	138.77	285.87
c) Revenue recognised during the year that was included in the contract liability balance at the beginning of the year	89.85	159.10
<b>At end of the year (a + b - c)</b>	<b>679.71</b>	<b>630.79</b>

## NOTE 66 ADDITIONAL DISCLOSURE AS PER SCHEDULE III – RATIOS

Particulars	Unit	Numerator	Denominator	2022-23	2021-22	Variation (in %)	Reason for Variation®
Current ratio	times	Current Assets	Current Liability	0.77	0.81	(4.33)	
Debt Equity ratio	times	Total Debt excluding Lease Liabilities	Total Equity	0.69	0.65	5.94	
Debt service coverage ratio	times	Profit after tax + Finance cost <sup>^</sup> + Depreciation <sup>^</sup>	Finance cost <sup>^</sup> + Long term debt payment <sup>^</sup> + Finance Cost Capitalised	1.19	2.08	(42.57)	Lower profitability during the current year
Return on equity ratio	%	Profit after tax	Average Total Equity	3.61	21.40	(83.13)	Lower profitability during the current year
Inventory turnover ratio	times	Sale of Product	Average Inventory	13.26	12.51	6.02	
Trade receivables turnover ratio	times	Sale of Product	Average Trade Receivable	64.81	49.21	31.69	Higher revenue from Operations & lower trade receivables
Trade payables turnover ratio	times	Purchase of Stock in trade+Raw Material +other expenses	Average Trade Payable	16.75	14.33	16.90	
Net capital turnover ratio	times	Sale of Product	Average Working Capital	*	*	-	
Net profit ratio	%	Profit after tax	Revenue from Operations	0.35	2.63	(86.67)	Lower profitability during the current year
Return on capital employed	%	Profit before exceptional item, interest and tax	Average Capital Employed	7.80	20.01	(61.02)	Lower profitability during the current year
Return on investment							
Instruments measured at FVOCI	%	Dividend income + Interest Income + Capital Gain (realized & unrealized)	Weighted Average Investment	12.47%	85.67%	(85.45)	Reduction mainly due to higher appreciation in share price of investment in listed security in previous year as compared to current year.
Instruments measured at FVTPL	%	Interest Income + Capital Gain (realized & unrealized)		3.01%	5.07%	(40.63)	Reduction mainly on account of mark to market losses on oil bonds in current year.
Investments in Subsidiaries, Joint Ventures and Associates	%	Dividend Income + Interest Income + Realized Capital Gain – Impairment Loss/reversal		-6.17%	3.55%	(273.90)	Reduction mainly on account of Impairment losses recognised in the current period for investment in subsidiary.

@ variation reason has been provided where the change in ratio is more than 25% as compared to ratio of previous year.

<sup>^</sup> excluding impact of interest on lease liabilities and depreciation on ROU Assets

\* Negative Ratio



## NOTE 67 DISCLOSURE AS PER SCHEDULE III

### (A) Relationship with Struck off Companies

Balances with struck off companies are as under

Sl. No.	Name of struck off companies	CIN	Nature of transactions with struck-off Company	Balance outstanding (in ₹ Lakhs)		Relationship with the Struck off company
				As at 31 <sup>st</sup> March 2023	As at 31 <sup>st</sup> March 2022	
1	Netam Fuels Private Limited	U50400CT2021PTC011282	Payable	1.00	-	N.A.
2	Winchwox Exports (OPC) Private Limited <sup>1</sup>	U15100MP2020OPC052006	Receivable	0.00	(0.01)	N.A.
3	Exsalsar Technologies (OPC) Private Limited	U63090UP2019OPC117494	Payable	5.00	5.00	N.A.
4	Home Door (OPC) Private Limited	U74999RJ2020OPC070380	Payable	12.19	1.09	N.A.
5	Ashok Autocare Private Limited	U34300MH1998PTC114380	Receivable	0.01	0.01	N.A.
6	Baraut Polypack Private Limited	U25199UP1984PTC006641	Payable	0.10	0.10	N.A.
7	SJLT Textiles Limited	U17111TZ1994PLC004795	Payable	0.22	0.29	N.A.
8	Dwarka Infrastructure (India) Limited	U55101MH1996PLC096976	Payable	0.01	0.01	N.A.
9	Burn Standard Co Ltd	U51909WB1976GOI030797	Payable	7.24	7.24	N.A.
10	Duncan Agro Industries Ltd	U15494WB1900PLC001041	Payable	17.14	17.14	N.A.
11	Om Ingot Industries Limited	U27100MH1998PLC117493	Receivable	3.95	3.95	N.A.
12	S N L Industries Private Limited	U17115RJ1994PTC008053	Receivable	0.04	-	N.A.
13	Jagdev Transport Company Private Limited	U60100MH1981PTC025201	Receivable	8.97	9.74	N.A.
14	Pawan Proteins (India) Limited	L15494MH1992PTC070066	Receivable	4.11	4.11	N.A.
15	Rus Food Products Private Limited	U15412MH1995PTC084233	Payable	3.68	3.68	N.A.
16	Golden Agro Tech Industries Limited	U15143AP1991PLC012190	Receivable	8.22	8.45	N.A.
17	Trans Asian Aviation (India) Private Limited	U63040DL1996PTC080519	Payable	1.93	1.93	N.A.
18	Verny Engineers Private Limited	U74140TG1980PTC002827	Receivable	1.73	1.73	N.A.
19	Sabne Transport Private Limited	U60231PN1988PTC050204	Payable	0.07	0.07	N.A.
20	GHAJ Housing And Agro Industries Private Limited	U70101DL1984PTC017853	Payable	0.30	0.30	N.A.
21	K.G.Khosla Compressors Limited	U29191DL1974PLC007515	Payable	0.10	0.10	N.A.
22	Advantech Services (India) Private Limited	U29120MH2000PTC127174	Payable	1.32	2.32	N.A.
23	Wenden Offset Private Limited	U22100MH1992PTC068865	Payable	0.22	0.22	N.A.
24	DRS Computer Distribution Private Limited	U72200TZ2001PTC009624	Payable	1.90	2.00	N.A.
25	Aartus & Associates Pvt Ltd	U74140WB1961PTC024993	Receivable	3.16	3.16	N.A.
26	Devesh Hotel And Resort Private Limited	U55101RJ1998PTC014897	Payable	3.17	3.17	N.A.
27	Patel And Lalka Cement Pvt Ltd	U26941GJ1982PTC005235	Payable	0.31	5.29	N.A.
28	Murthy Electronics Private Limited	U31909KA2003PTC032405	Payable	7.94	15.18	N.A.
29	Laxmi Nirmal Petrochemicals Private Limited	U11100MH2007PTC174636	Receivable	2.86	2.86	N.A.
30	Bethesda Printers Private Limited	U22219KL2006PTC019203	Payable	0.18	0.18	N.A.
31	Siddheshwar Logistic Private Limited	U04520MP2005PTC017943	Payable	3.65	3.65	N.A.
32	RG Infosolutions Private Limited	U72200MH2006PTC161423	Payable	0.12	0.12	N.A.
33	Shree Properties Pvt Ltd	U70109WB1947PTC015086	Payable	0.62	0.46	N.A.
34	Guru Kripa Trans-Connect Private Limited	U60220DL2008PTC178895	Payable	0.50	(3.40)	N.A.



## NOTE 67 DISCLOSURE AS PER SCHEDULE III (CONTD.)

Sl. No.	Name of struck off companies	CIN	Nature of transactions with struck-off Company	Balance outstanding (in ₹ Lakhs)		Relationship with the Struck off company
				As at 31 <sup>st</sup> March 2023	As at 31 <sup>st</sup> March 2022	
35	K S P Carriers Private Limited	U74899DL1998PTC093100	Receivable	0.30	0.30	N.A.
36	Maitreya Hotels And Resorts Private Limited	U55100MH2000PTC123608	Payable	0.17	0.17	N.A.
37	Bunkers Sports Private Limited	U36930MH1999PTC120365	Payable	0.29	0.29	N.A.
38	Frama Systems India Private Limited	U30003DL2010FTC201242	Payable	0.05	0.05	N.A.
39	HBN Homes Colonisers Private Limited	U70109DL2006PTC149581	Payable	-	0.60	N.A.
40	Aasthaa Airtech Private Limited	U29309RJ2010PTC031181	Payable	-	0.69	N.A.
41	Viva Concrete Technologies Private Limited	U45204DL2009PTC191949	Payable	1.84	1.84	N.A.
42	KPS Infosolution Private Limited	U72900UP2021PTC141751	Payable	0.39	-	N.A.
43	Chandy Engineering Private Limited	U74900TN2015PTC101481	Payable	-	0.10	N.A.
44	Uniquetrade Broadband System Private Limited	U74900WB2015PTC205378	Transactions entered and settled during FY 2021-22, hence Nil outstanding	-	-	N.A.

<sup>1</sup> Balance Outstanding of ₹ 16 (₹ 500 as at 31<sup>st</sup> March 2022)

The above list includes balances for the transactions entered with the above parties before their name has been struck off by the respective Registrar of Companies or MCA.

### (B) Utilisation of Borrowed Funds and share premium.

During FY 2022-23, other than the transactions undertaken in the normal course of business and in accordance with extant regulatory guidelines and internal policies, as applicable,

1. The Corporation has not granted any advance/loans or investments or provided guarantee or security or the like to any other person(s) or entities with an understanding, whether recorded in writing or otherwise, to further lend/invest/provide guarantee or security or the like to any other person on behalf of the Corporation.
2. The Corporation has not received any funds from any person(s) or entity with an understanding, whether recorded in writing or otherwise, that the Corporation shall further lend or invest or provide guarantee or security or like in any other person on behalf of an identified by such person(s)/entity.

### (C) Registration of charges or satisfaction with Registrar of Companies

There are no charges or satisfaction to be registered with ROC beyond the statutory period.

As per MCA website, a charge of ₹ 246.80 Crores is appearing unsatisfied vide charge ID 90165239. As per information available with the company, the charge was satisfied vide document number 424 on 20<sup>th</sup> April 2000 by Registrar of Companies, Mumbai. Hence the same has not been disclosed in Schedule III.

## NOTE 68 EXCEPTIONAL ITEMS – EXPENSES / (INCOME)

₹ in Crores

Particulars	2022-23	2021-22
Employee Share Based Expenses (Refer Note No. 55)	-	77.06
Gain on acquisition of control over BORL in the consolidated financial results, recognised on account of its merger with the Corporation (Refer Note No. 44)	-	(1,720.13)
Impairment of Investment in Subsidiary (Refer Note No. 56)	<b>1,359.96</b>	-
<b>Exceptional Items Expenses / (Income)</b>	<b><u>1,359.96</u></b>	<b><u>(1,643.07)</u></b>

## NOTE 69

Ministry of Corporate Affairs (“MCA”) notifies new standard or amendments to the existing standards under Companies (Indian Accounting Standards) Rules as issued from time to time. On 31<sup>st</sup> March 2023, MCA amended the Companies (Indian Accounting Standards) Rules, 2015 by issuing the Companies (Indian Accounting Standards) Amendment Rules, 2023, applicable from 1<sup>st</sup> April 2023. The Corporation is evaluating the impact, if any, in its financial statements. The Corporation does not expect the amendment to have any significant impact in its financial statements.

## NOTE 70 ENERGY SAVING CERTIFICATES (ESCERTS)

As at 31<sup>st</sup> March 2023, the Corporation holds 2,06,937 Nos. (31<sup>st</sup> March 2022: 2,06,937 Nos.) of ESCerts awarded by Bureau of Energy Efficiency (BEE) in FY 2021-22 as part of “Performance, Achieve & Trade” (PAT) scheme, India for achieving reduction in Specific Energy Consumption above targets set by them for the performance during FY 2018-19. These can be redeemed to meet refineries own shortfall (if any) or can be used as tradable certificates which can be sold through power exchanges. According to the Indian Energy Exchange’s market fluctuations, current values of ESCerts are volatile. Considering unascertainability of cost of ESCerts since such cost cannot be derived directly, the same has not been carried in inventory.

## NOTE 71

Figures of the previous year have been regrouped wherever necessary, to conform to current period presentation.

Signature to Notes ‘1 to 71’.

For and on behalf of the Board of Directors

As per our attached report of even date  
For and on behalf of

Sd/-  
**G Krishnakumar**  
Chairman and Managing Director  
DIN: 09375274

**Kalyaniwalla & Mistry LLP**  
Chartered Accountants  
ICAI FR No. 104607W/W100166

**K.S. Aiyar & Co**  
Chartered Accountants  
ICAI FR No. 100186W

Sd/-  
**VRK Gupta**  
Director (Finance)  
DIN: 08188547

Sd/-  
**V. Kala**  
Company Secretary

Sd/-  
**Sai Venkata Ramana Damarla**  
Partner  
Membership No. 107017

Sd/-  
**Rajesh S. Joshi**  
Partner  
Membership No. 038526

Place: Mumbai  
Date: 22<sup>nd</sup> May 2023



---

# CONSOLIDATED FINANCIAL STATEMENTS

---





# INDEPENDENT AUDITORS' REPORT

## TO THE MEMBERS OF BHARAT PETROLEUM CORPORATION LIMITED

### Report on the Audit of the Consolidated Ind AS Financial Statements

#### Opinion

1. We have audited the accompanying Consolidated Ind AS Financial Statements of Bharat Petroleum Corporation Limited ("hereinafter referred to as the Holding Company/Corporation") and its subsidiaries (the Holding Company/Corporation and its subsidiaries together referred to as "the Group"), its joint ventures and associates (refer Note 7 to the attached Consolidated Ind AS Financial Statements); comprising the Consolidated Balance Sheet as at March 31, 2023, the Consolidated Statement of Profit and Loss (including Other Comprehensive Income), the Consolidated Statement of Cash Flows and the Consolidated Statement of Changes in Equity for the year ended on that date, and a summary of the significant accounting policies and other explanatory information (hereinafter referred to as "the Consolidated Ind AS Financial Statements").
2. In our opinion and to the best of our information and according to the explanations given to us and based on the consideration of reports of the auditors on financial statements and on the other financial information of the subsidiaries, joint ventures and associates, the aforesaid Consolidated Ind AS Financial Statements give the information required by the Companies Act, 2013 (the "Act") in the manner so required and give a true and fair view in conformity with Indian Accounting Standards prescribed under section 133 of the Act read with the Companies (Indian Accounting Standards) Rules, 2015, as amended ("Ind AS") and other accounting principles generally accepted in India, of the consolidated state of affairs of the Group as at March 31, 2023, the consolidated Profit, consolidated total comprehensive income, consolidated cash flows and consolidated changes in equity for the year ended on that date.

#### Basis for Opinion

3. We conducted our audit of the Consolidated Ind AS Financial Statements in accordance with the Standards on Auditing (SAs) specified under section 143(10) of the Act. Our responsibilities under those Standards are further described in the Auditor's Responsibilities for the Audit of the Consolidated Ind AS Financial Statements section of our report. We are independent of the Group in accordance with the Code of Ethics issued by the Institute of Chartered Accountants of India (ICAI) together with the independence requirements that are relevant to our audit of the Consolidated Ind AS Financial Statements under the provisions of the Act and the Rules made thereunder, and we have fulfilled our other ethical responsibilities in accordance with these requirements and the ICAI's Code of Ethics. We believe that the audit evidence we have obtained is sufficient and appropriate to provide a basis for our audit opinion on the Consolidated Ind AS Financial Statements.

#### Emphasis of Matter

4. We draw attention to the following matters in relation to the Consolidated Ind AS Financial Statements:

The auditors of Bharat Petro Resources Limited (BPRL) (Subsidiary Company) have stated following under Emphasis of Matter in their Report on the consolidated financial statements:

- A. We draw attention to Note No.58 of consolidated financial statements on "Interest in Joint Operations" regarding incorporation of details about the Company's share in assets, liabilities, income and expense in the unincorporated joint operations based on the audited/unaudited statements received from the respective Operators. In these regards, it has been observed that:
  - a. As on March 31, 2023, the holding company is having a participating interest in eight Indian Blocks, out of which three Indian blocks are operated by the company. For the remaining six Indian blocks, audited statements have not been received by the Holding Company; hence, certified figures as provided by the management of the operator have been considered. The total Assets & Liabilities as on March 31, 2023 and Income & Expenses for FY 2022-23 in respect of the said five blocks amounts to ₹ 164.83 crores, ₹ 20.28 crores, ₹ 141.64 crores and ₹ 46.45 crores respectively.
  - b. The Holding Company's proportionate share in jointly controlled assets, liabilities for which the

Holding Company is jointly responsible, Holding Company's proportionate share of income and expenses for the year, the elements making up the Cash Flow Statements and related disclosures contained in the enclosed financial statements and our observations thereon are incorporated based on such audited and unaudited statements received from the Operators to the extent available with the Holding Company after making appropriate adjustments in conformity with the company's accounting policies.

- B. We draw attention to Note No. 63 of consolidated financial statements on 'Exceptional items' regarding recognition of loss towards impairment of offshore Area 1 Rovuma Basin Mozambique amounting to ₹938.55 crores.
- C. We draw attention to the Note No 63 of the consolidated financial statements regarding Force Majeure declared by the Operator of the Offshore Area 1, Rovuma Basin, Mozambique on 22<sup>nd</sup> April, 2021. Pursuant to the declaration of Force Majeure, the management of the holding company has expensed off the stoppage costs and standby & support costs for the year ended March 31, 2023 amounting to ₹186.97 crores and the same has been disclosed under exceptional item. Further, interest capitalisation on the project has been suspended and charged off to the statement of profit and loss amounting to ₹517.39 crores for the year ended March 31, 2023 and the same has been disclosed under exceptional item.
- D. We draw attention to Note 58(III) of the consolidated financial statements regarding:
  - a. Arbitration filed before International Chamber of Commerce, London and appeal filed in the Brazilian courts by IBV (Brasil) Petroleo Ltd against the notice for exclusive operations served by the Operator of BMC 30 concession i.e participating asset. Pending such decision, the management of Holding company continues to recognize its assets at its carrying value.
  - b. Commencement of special military operation in Ukraine by the Russian Federation in February 2023 and severe sanctions imposed by United States of America, the European Union and numerous other countries on the Russian Government. The management is of the opinion that the operations of the joint ventures and investments in Russia were not immediately affected by the sanctions.

Our opinion is not modified in respect of the above matters.

### Key Audit Matters

- 5. Key audit matters are those matters that, in our professional judgment, were of most significance in our audit of the Consolidated Ind AS Financial Statements of the current period. These matters were addressed in the context of our audit of the Consolidated Ind AS Financial Statements as a whole, and in forming our opinion thereon, and we do not provide a separate opinion on these matters. We have determined the matters described below to be the key audit matters to be communicated in our report.

S.No.	Key Audit Matter	Auditors' Response
1	<p><b>Valuation of Investment in E&amp;P Assets (Refer Note 7):</b></p> <p>The Group along with its step down Subsidiaries, Joint Ventures &amp; Associates holds participating interest in various oil/ gas blocks for exploration &amp; evaluation, development and production activities (E&amp;P).</p> <p>The Group's realisation from these E&amp;P investments is dependent on the continued successful operations/ development of reserves resulting in expected earnings and revenue growth of the respective companies.</p>	<p>The following procedures were carried out in this regard:</p> <ul style="list-style-type: none"> <li>• We evaluated the design, implementation and operating effectiveness of key controls in relation to the annual impairment testing activity carried out by the Group for its investments in E&amp;P Assets.</li> <li>• We reviewed the audited Consolidated Ind AS Financial Statements of BPRL for FY 2022-23 and the Independent Auditor's Report thereon.</li> <li>• We assessed the Management's explanation regarding key factors which have led to significant diminution in value of BPRL's assets vis-à-vis the previous year and consequent trigger for impairment of the Corporation's investment in the same.</li> </ul>
2	<p><b>Computation of Expected Credit Loss (ECL):</b></p> <p>Trade receivables and loans granted under the Pradhan Mantri Ujwala Yojana (PMUY) scheme constitute a significant component of the total current assets of the Corporation.</p> <p>At each reporting date, the Corporation recognizes Lifetime ECL on Trade Receivables using a 'simplified approach' and 12 month ECL on loans granted under the PMUY scheme, which rely on Management's estimates regarding probability of default rates linked to age-wise bucketing of the corresponding asset.</p>	<p>Our audit approach consisted testing of the design and operating effectiveness of the internal controls and substantive testing as follows:</p> <ul style="list-style-type: none"> <li>• In respect of loans granted under PMUY, the Corporation along with other few industry peers have derived a common methodology for calculating ECL, based on the broad category of active and inactive consumers and last refill date with expected loan recovery period. We checked the working of the same and it was in line with the common methodology document shared with us.</li> <li>• We have evaluated the methodology for age-wise bucketing of trade receivables and key assumptions underlying the probability of default estimates on the same, to ascertain that the same were broadly in-line with the Corporation's historical default rates and have considered available information regarding the current economic scenario.</li> <li>• We selected a few sample outstanding receivable cases having different overdue periods and checked that the computation of ECL has been appropriately carried out in line with the Group's policy.</li> </ul>

S.No.	Key Audit Matter	Auditors' Response
3	<p><b>Evaluation of Contingent Liabilities:</b></p> <p>The Group has material uncertain positions including matters under dispute which involves significant judgment to determine the possible outcome of these disputes. Contingent liabilities are not recognized in the Consolidated Ind AS Financial Statements but are disclosed unless the possibility of an outflow of economic resources is considered remote. Contingent liabilities disclosed are in respect of items which in each case are above the threshold limit.</p>	<p>The following audit procedures were carried out in this regard:</p> <ul style="list-style-type: none"> <li>We examined sample items above the threshold limit for determination of contingent liabilities and obtained details of completed Excise, VAT/ Sales Tax/ Entry Tax assessments, demands as well as other disputed claims against the Corporation as on March 31, 2023. The Corporation has obtained opinion from tax consultants in various disputed matters. We have relied upon such opinions and litigation history based on which Corporation has concluded that possibility of cash outflow is remote while preparing its Consolidated Ind AS Financial Statements.</li> <li>We have assessed the Management's underlying assumptions in estimating the possible outcome of such disputed claims/ cases against the Corporation, based on records and judicial precedents made available.</li> </ul>
4	<p><b>Inventories:</b></p> <p>Verification and valuation of Inventories is a significant area requiring Management's judgment of estimates and application of accounting policies that have significant effect on the amounts recognized in the Consolidated Ind AS Financial Statements.</p>	<p>Our audit approach involved the following combination of test of control design and substantive testing in respect of verification and valuation of inventories:</p> <ul style="list-style-type: none"> <li>We evaluated the Corporation's system of inventory monitoring and control. It was observed that inventory has been physically verified by the Management during the year at reasonable intervals.</li> <li>Our audit teams have also physically verified on sample basis the Inventories of the Corporation at various locations and compliance with cut off procedures. However, since physical verification at certain locations was not possible for us, in such cases we have relied on the physical verification of inventory carried out by the Management.</li> <li>In respect of the Corporation's inventory lying with third parties, we have ascertained that these have substantially been confirmed by them. We also examined the system of records maintenance for stocks lying at third party locations.</li> <li>We have also tested the values considered by the Corporation in respect of Net realisable value, cost of products and verified these on sample basis with the inventory valuation and accounting entries posted in this regard.</li> </ul>

S.No.	Key Audit Matter	Auditors' Response
5	<p><b>Property, Plant &amp; Equipment:</b></p> <p>Estimates of useful lives and residual value of Property, Plant and Equipment is a significant area requiring Management judgment of estimates and application of accounting policies that have significant effect on the amounts recognized in the Consolidated Ind AS Financial Statements.</p>	<p>Our audit approach involved the following combination of test of control design and substantive testing in respect of verification and recording of Property, Plant &amp; Equipment:</p> <ul style="list-style-type: none"> <li>• We examined whether the Corporation has maintained proper records showing full particulars, including quantitative details and situation of fixed assets.</li> <li>• The physical verification of the Corporation's Property, Plant and Equipment (except LPG Cylinders and pressure regulators with customers) has been carried out by the Management in accordance with the phased program of verification of all assets and necessary accounting entries based on such physical verification have been appropriately posted which were verified by us.</li> <li>• Changes in the useful life and residual value of class of assets was adopted based on internal evaluation and was also comparable with other entities in the same industry. We have verified the computation of depreciation on sample basis.</li> </ul>
6	<p><b>Goodwill:</b></p> <p>The Group tests for impairment of Goodwill at each reporting date, or whenever events or circumstances indicate that the implied fair value of goodwill is less than its carrying amount.</p> <p>Accordingly, we considered this as a Key Audit Matter</p>	<p>Our Audit Procedures included Test of Details in respect of the following:</p> <ol style="list-style-type: none"> <li>a) Obtained an understanding from the management with respect to process and controls followed by the Corporation to perform annual impairment test related to goodwill.</li> <li>b) Obtained the impairment analysis model from the management and reviewed their conclusions.</li> <li>c) We assessed the reasonableness of the assumptions used and appropriateness of the valuation methodology applied.</li> <li>d) Tested the discount rate and long-term growth rates used in the forecast including comparison to economic and industry forecasts where appropriate.</li> <li>e) Assessed and validated the adequacy and appropriateness of the disclosures made by the management in the Consolidated Financial Statements.</li> </ol>

S.No.	Key Audit Matter	Auditors' Response
7	<p><b>Information Technology:</b></p> <p>A significant part of the Corporation's financial reporting process is heavily reliant on IT systems with automated processes and controls over the capture, storage and extraction of information. A fundamental component of these processes and controls is ensuring appropriate user access and change management protocols exist and being adhered to.</p> <p>These protocols are important because they ensure that access and changes to IT systems and related data are made and authorized in an appropriate manner. As our audit sought to place a high level of reliance on IT systems and application controls related to financial reporting, high proportion of the overall audit effort was in Information Technology (IT) Systems and Controls.</p> <p>We focused our audit on those IT systems and controls that are significant to the Corporation's financial reporting process</p>	<p><b>Our procedures included:</b></p> <p>We focused our audit on those IT systems and controls that are relevant to preparation of financial statements for financial year ended 31<sup>st</sup> March 23.</p> <p>As audit procedures over IT Systems and controls require specific expertise, we involved our IT specialist.</p> <p>Our review of the IT Controls covers the following areas:</p> <ul style="list-style-type: none"> <li>• Physical and Logical Security;</li> <li>• Change Management;</li> <li>• Backup, Business Continuity and</li> <li>• IT Operations.</li> </ul> <p>Our assessment of the IT Controls is performed according to the following approach:</p> <ul style="list-style-type: none"> <li>• Understanding the IT environment.</li> <li>• Information gathering about the control framework surrounding the IT environment.</li> <li>• Evidence gathering with respect to Control testing.</li> <li>• Review of Implementation of controls testing.</li> <li>• Review of limited cases to identify whether there had been unauthorized or inappropriate access or changes made to critical IT systems and related data.</li> </ul>

### Information Other than the Consolidated Ind AS Financial Statements and Auditors' Report Thereon

6. The Corporation's Board of Directors is responsible for the preparation of the other information. The other information which is included in the Holding Company's Report comprises the information included in the Management Discussion and Analysis, Board's Report including Annexures to Board's Report, Business Responsibility Report, Corporate Governance and Shareholder's Information, but does not include the Consolidated Ind AS Financial Statements and our audit report thereon. The Other information is expected to be made available to us after the date of this auditor's report.
7. Our opinion on the Consolidated Ind AS Financial Statements does not cover the other information and we do not express any form of assurance thereon.
8. In connection with our audit of the Consolidated Ind AS Financial Statements, our responsibility is to read the other information and, in doing so, consider whether the other information is materially inconsistent with the Consolidated Ind AS Financial Statements or our knowledge obtained during the course of our audit or otherwise appears to be materially misstated.
9. If, based on the work we have performed, we conclude that there is a material misstatement of this other information, we are required to report that fact. We have nothing to report in this regard.

### Management's Responsibility for the Consolidated Ind AS Financial Statements

10. The Holding Company's Board of Directors is responsible for the matters stated in section 134(5) of the Act with respect to preparation of these Consolidated Ind AS Financial Statements that give a true and fair view of the

consolidated financial position, consolidated financial performance, consolidated total comprehensive income, consolidated cash flows and consolidated changes in equity of the Group in accordance with the Ind AS and other accounting principles generally accepted in India. The respective Board of Directors of the companies included in the Group are responsible for maintenance of the adequate accounting records in accordance with the provisions of the Act for safeguarding the assets of the Group and for preventing and detecting frauds and other irregularities; selection and application of appropriate accounting policies; making judgments and estimates that are reasonable and prudent; and design, implementation and maintenance of adequate internal financial controls, that were operating effectively for ensuring the accuracy and completeness of the accounting records, relevant to the preparation and presentation of the Consolidated Ind AS Financial Statements that give a true and fair view and are free from material misstatement, whether due to fraud or error.

11. In preparing the Consolidated Ind AS Financial Statements, the respective Board of Directors of the companies included in the Group, joint ventures and its associates are responsible for assessing the ability of the Group and of its joint ventures and associates to continue as a going concern, disclosing, as applicable, matters related to going concern and using the going concern basis of accounting unless management either intends to liquidate the Group or to cease operations, or has no realistic alternative but to do so.
12. The respective Board of Directors of the companies included in the Group, joint ventures and its associates are also responsible for overseeing the financial reporting process of the said companies.

### Other Matters

13. In terms of Ministry of Corporate Affairs (MCA) Order dated June 22, 2022, 'Bharat Oman Refineries Limited' (BORL), a wholly owned subsidiary of the Corporation has been amalgamated with the Corporation. Upon filing the Copy of Order sanctioning the Scheme of Merger ('BORL Scheme') with the Registrar of Companies (ROC), on July 1, 2022, BORL stands merged with the Corporation. The BORL Scheme has become effective from the appointed date i.e. October 1, 2021. To comply with requirements of Ind AS 103 - ('Business Combinations'), the restatement of the financial statements has been given effect from the date of control i.e. June 30, 2021 when BORL became wholly owned subsidiary of the Corporation.
14. In terms of Ministry of Corporate Affairs (MCA) Order dated August 8, 2022, 'Bharat Gas Resources Limited' (BGRL), a wholly owned subsidiary of the Corporation has been amalgamated with the Corporation. Upon filing the Copy of Order sanctioning the Scheme of Merger ('BGRL Scheme') with the Registrar of Companies (ROC), on August 16, 2022, BGRL stands merged with the Corporation. The BGRL Scheme has become effective from the appointed date i.e. April 1, 2021. To comply with requirements of Ind AS 103 - ('Business Combinations'), the restatement of the financial statements from the beginning of the preceding period i.e. April 1, 2021 in the financial statements (being the date of control with respect to BGRL is the date of incorporation of BGRL i.e. June 7, 2018).
15. We did not audit the financial statements of one subsidiary (including its Subsidiaries, Associates, Joint ventures and unincorporated Blocks), whose financial statements /financial information reflect total assets of ₹29,670.73 Crores, total revenues of ₹145.91 Crores, Net profit of ₹(1,062.65) Crores and net cash inflows amounting to ₹(343.69) Crores for the year ended on that date, as considered in the Consolidated Ind AS Financial Statements. The Consolidated Ind AS Financial Statements also include the Group's share of net profit of ₹875.43 Crores for the year ended March 31, 2023, as considered in the Consolidated Ind AS Financial Statements, in respect of eight joint ventures and four Associate whose financial statements/ financial information have not been audited by us. These financial statements/financial information have been audited by other auditors whose reports have been furnished to us by the Management and our opinion on the Consolidated Ind AS Financial Statements in so far as it relates to the amounts and disclosures included in respect of these subsidiaries, joint ventures and associate, and our report in terms of sub-section (3) and (11) of Section 143 of the Act, in so far as it relates to the aforesaid subsidiaries, joint ventures and associate, is

based solely on such reports of the other auditors and based on management certified statements as referred to in 'Emphasis of Matter' Paragraph 4(A)(a).

16. The Consolidated Ind AS Financial Statements include the Group share of net profit of ₹178.49 Crores for the year ended March 31, 2023 in respect of five joint ventures and two associates, whose financial statements/financial information have not been audited by us. These financial statements/financial information are unaudited and have been furnished to us by the Management, and our opinion on the Consolidated Ind AS Financial Statements, in so far as it relates to the amounts and disclosures included in respect of these joint ventures and associates, and our report in terms of sub-section (3) and (11) of Section 143 of the Act in so far as it relates to the aforesaid joint ventures and associates, is based solely on such unaudited financial statements/financial information. In our opinion and according to the information and explanations given by the Management, these financial statements / financial information are not material to the Group.
17. The Group has not consolidated the financial statements of one joint venture company 'Bharat Renewable Energy Limited' and one associate company 'Petronet CI Limited' which are under liquidation. Consolidation of 'Petronet India Limited' has been based on the declaration of solvency by the management of the company. The Corporation has not received the liquidator statement for the year ended March 31, 2023, and hence consolidation has been carried out till March 31, 2022. In the opinion of the Management, the above financial statements are not material to the group.
18. The auditor of BPRL has stated in their report the following:
  - a) in respect of one of its subsidiary the liabilities have exceeded its total assets by ₹56.68 crores and the financial statements have been prepared on the basis other than of going concern.
  - b) they have stated that they have placed reliance on technical/ commercial evaluation done by the management of the holding company in respect of categorization of wells as exploratory, development, producing & dry wells, allocation of costs incurred on them, proved (developed and undeveloped)/ probable hydrocarbon reserves & depletion thereof on Oil and Gas Assets, impairment and liability for decommissioning costs, liability for NELP and nominated blocks under performance against agreed Minimum Work Program.

Our opinion above on the Consolidated Ind AS Financial Statements, and our report on Other Legal and Regulatory Requirements and Internal Financial Controls as per **Annexure-A** below, is not modified in respect of the above matters with respect to our reliance on the work done and the reports of the other auditors and the financial statements/financial information certified by the Management.

### **Auditors' Responsibilities for the Audit of the Consolidated Ind AS Financial Statements**

19. Our objectives are to obtain reasonable assurance about whether the Consolidated Ind AS Financial Statements as a whole are free from material misstatement, whether due to fraud or error, and to issue an auditors' report that includes our opinion. Reasonable assurance is a high level of assurance, but is not a guarantee that an audit conducted in accordance with SAs will always detect a material misstatement when it exists. Misstatements can arise from fraud or error and are considered material if, individually or in the aggregate, they could reasonably be expected to influence the economic decisions of users taken on the basis of the Consolidated Ind AS Financial Statements.
20. As part of an audit in accordance with SAs, we exercise professional judgment and maintain professional skepticism throughout the audit. We also:
  - Identify and assess the risks of material misstatement of the Consolidated Ind AS Financial Statements, whether due to fraud or error, design and perform audit procedures responsive to those risks, and obtain audit evidence that is sufficient and appropriate to provide a basis for our opinion. The risk of not detecting a material misstatement resulting from fraud is higher than for one resulting from error,



as fraud may involve collusion, forgery, intentional omissions, misrepresentations, or the override of internal control.

- Obtain an understanding of internal financial controls relevant to the audit in order to design audit procedures that are appropriate in the circumstances. Under section 143(3)(i) of the Act, we are also responsible for expressing our opinion on whether the Corporation and its subsidiary companies which are companies incorporated in India, have adequate internal financial controls system in place and the operating effectiveness of such controls.
  - Evaluate the appropriateness of accounting policies used and the reasonableness of accounting estimates and related disclosures made by management.
  - Conclude on the appropriateness of management's use of the going concern basis of accounting and, based on the audit evidence obtained, whether a material uncertainty exists related to events or conditions that may cast significant doubt on the ability of the Group to continue as a going concern. If we conclude that a material uncertainty exists, we are required to draw attention in our auditor's report to the related disclosures in the Consolidated Ind AS Financial Statements or, if such disclosures are inadequate, to modify our opinion. Our conclusions are based on the audit evidence obtained up to the date of our auditor's report. However, future events or conditions may cause the Group, joint ventures and its associates to cease to continue as a going concern.
  - Evaluate the overall presentation, structure and content of the Consolidated Ind AS Financial Statements, including the disclosures, and whether the Consolidated Ind AS Financial Statements represent the underlying transactions and events in a manner that achieves fair presentation.
  - Obtain sufficient appropriate audit evidence regarding the financial information of the entities or business activities within the Group to express an opinion on the Consolidated Ind AS Financial Statements. We are responsible for the direction, supervision and performance of the audit of the financial statements of such entities included in the Consolidated Ind AS Financial Statements of which we are the independent auditors. For the other entities included in the consolidated financial statements, which have been audited by other auditors, such other auditors remain responsible for the direction, supervision and performance of the audits carried out by them. We remain solely responsible for our audit opinion.
21. Materiality is the magnitude of misstatements in the Consolidated Ind AS Financial Statements that, individually or in aggregate, makes it probable that the economic decisions of a reasonably knowledgeable user of the Consolidated Ind AS Financial Statements may be influenced. We consider quantitative materiality and qualitative factors in (i) planning the scope of our audit work and in evaluating the results of our work; and (ii) to evaluate the effect of any identified misstatements in the Consolidated Ind AS Financial Statements.
  22. We communicate with those charged with governance regarding, among other matters, the planned scope and timing of the audit and significant audit findings, including any significant deficiencies in internal control that we identify during our audit.
  23. We also provide those charged with governance with a statement that we have complied with relevant ethical requirements regarding independence, and to communicate with them all relationships and other matters that may reasonably be thought to bear on our independence, and where applicable, related safeguards.
  24. From the matters communicated with those charged with governance, we determine those matters that were of most significance in the audit of the Consolidated Ind AS Financial Statements of the current period and are therefore the key audit matters. We describe these matters in our auditors' report unless law or regulation precludes public disclosure about the matter or when, in extremely rare circumstances, we determine that a matter should not be communicated in our report because the adverse consequences of doing so would reasonably be expected to outweigh the public interest benefits of such communication.

## Report on Other Legal and Regulatory Requirements

25. As required by Section 143(3) of the Act, based on our audit we report that:
- a) We have sought and obtained all the information and explanations which to the best of our knowledge and belief were necessary for the purposes of our audit of the aforesaid Consolidated Ind AS Financial Statements.
  - b) In our opinion, proper books of account as required by law relating to the preparation of the aforesaid Consolidated Ind AS Financial Statements have been kept so far as it appears from our examination of those books.
  - c) The Consolidated Balance Sheet, the Consolidated Statement of Profit and Loss including (including Other Comprehensive Income), Consolidated Statement of Cash Flows and Consolidated Statement of Changes in Equity dealt with by this Report are in agreement with the relevant books of account maintained for the purpose of preparation of the Consolidated Ind AS Financial Statements.
  - d) In our opinion, the aforesaid Consolidated Ind AS Financial Statements comply with the Ind AS specified under Section 133 of the Act.
  - e) In view of exemption given vide notification no. G.S.R. 463(E) dated June 5, 2015, issued by Ministry of Corporate Affairs, provisions of Section 164(2) of the Act regarding disqualification of directors, are not applicable to the Holding company and in case of other companies, on the basis of report of the statutory auditors of the respective Companies of the Group, joint ventures and its associates incorporated in India, none of the directors is disqualified as on March 31, 2023 from being appointed as a director in terms of Section 164(2) of the Act.
  - f) With respect to the adequacy of the internal financial controls over financial reporting and the operating effectiveness of such controls, refer to our separate Report in “**Annexure A**” which is based on the report of the statutory auditors of the respective Companies of the Group, joint ventures and its associates incorporated in India. Our report expresses an unmodified opinion on the adequacy and operating effectiveness of the internal financial control over financial reporting of those companies, for reasons stated therein.
  - g) In view of exemption given vide notification no. G.S.R. 463(E) dated June 5 2015, issued by Ministry of Corporate Affairs, provisions of Section 197 read with Schedule V of the Act regarding managerial remuneration are not applicable to the holding company.
  - h) With respect to the other matters to be included in the Auditor’s Report in accordance with Rule 11 of the Companies (Audit and Auditors) Rules, 2014, as amended, in our opinion and to the best of our information and according to the explanations given to us:
    - i. The Consolidated Ind AS Financial Statements disclose the impact of pending litigations as at March 31, 2023 on consolidated financial position of the Group, Joint Ventures and Associates (Refer Note 57 of the Consolidated Ind AS Financial Statements.)
    - ii. Provision has been made in the Consolidated Ind AS Financial Statements, as required under the applicable law or accounting standards, for material foreseeable losses, if any, on long term contracts including derivative contracts as at March 31, 2023.
    - iii. There has been no delay in transferring amounts, required to be transferred, to the Investor Education and Protection Fund by the Holding Company, and its subsidiaries, joint ventures and associates incorporated in India.
    - iv. a) The respective Managements of the Corporation and its subsidiaries which are companies

incorporated in India, whose financial statements have been audited under the Act, have represented to us that, to the best of their knowledge and belief, no funds (which are material either individually or in the aggregate) have been advanced or loaned or invested (either from borrowed funds or share premium or any other sources or kind of funds) by the Corporation or any of such subsidiaries to or in any other person or entity, including foreign entity (“Intermediaries”), with the understanding, whether recorded in writing or otherwise, that the Intermediary shall, directly or indirectly lend or invest in other persons or entities identified in any manner whatsoever by or on behalf of the Corporation or any of such subsidiaries (“Ultimate Beneficiaries”) or provide any guarantee, security or the like on behalf of the Ultimate Beneficiaries.

b) The respective Managements of the Corporation and its subsidiaries which are companies incorporated in India, whose financial statements have been audited under the Act, have represented to us that, to the best of their knowledge and belief, no funds (which are material either individually or in the aggregate) have been received by the Corporation or any of such subsidiaries from any person or entity, including foreign entity (“Funding Parties”), with the understanding, whether recorded in writing or otherwise, that the Corporation or any of such subsidiaries shall, directly or indirectly, lend or invest in other persons or entities identified in any manner whatsoever by or on behalf of the Funding Party (“Ultimate Beneficiaries”) or provide any guarantee, security or the like on behalf of the Ultimate Beneficiaries.

c) Based on the audit procedures that have been considered reasonable and appropriate in the circumstances performed by us on the Corporation and its subsidiaries which are companies incorporated in India whose financial statements have been audited under the Act, nothing has come to our notice that has caused us to believe that the representations under sub-clause (i) and (ii) of Rule 11(e), as provided under (a) and (b) above, contain any material misstatement except for the following entities (Management Certified entities):-

- (i) Fino Paytech Limited
- (ii) Kannur International Airport Limited
- (iii) Central U.P. Gas Limited
- (iv) Sabarmati Gas Limited
- (v) BPCL-KIAL Fuel Farm Facility Private Limited
- (vi) Bharat Stars Services Pvt. Ltd
- (vii) Matrix Bharat Pte Ltd (Foreign JV)

v. As stated in Note 24 to the Consolidated Ind AS financial statements, the Board of Directors of the Corporation have proposed final dividend for the year which is in accordance with section 123 of the Act to the extent it applies to declaration of dividend. Final dividend paid during the year in respect of the previous year is in accordance with section 123 of the Act.

vi. In respect of the financial year 2022-23, Corporation has not been mandated to use the accounting software with requisite audit trail facility. Accordingly, proviso to rule 3(1) of the Companies (Accounts) Rules, 2014 is applicable for the Corporation only w.e.f. April 1, 2023. Consequently, reporting under Rule 11(g) of the Companies (Audit and Auditors) Rules, 2014 is not applicable.

26. With respect to the matters specified in paragraphs 3(xxii) and 4 of the Companies (Auditor’s Report) Order, 2020 (the “Order”/ “CARO”) issued by the Central Government in terms of Section 143(11) of the Act, to be included in the Auditor’s report, according to the information and explanations given to us, and based on

the CARO reports issued by us for the Corporation and its subsidiaries included in the consolidated financial statements of the Corporation, to which reporting under CARO is applicable, we report there are no qualifications or adverse remarks in these CARO reports except for following:

Sr. No.	Name of the Company	CIN	Holding Company/ subsidiary/ Associate/ Joint Venture	Clause number of the CARO report
1	Bharat Petroleum Corporation Limited	L23220MH1952GOI008931	Holding Company	3(xi)- Fraud Reporting

**For Kalyaniwalla & Mistry LLP**

Chartered Accountants  
ICAI FRN: 104607W/W100166

Sd/-

**Sai Venkata Ramana Damarla**

Partner

M. No. 107017

**UDIN:** 23107017BGXHFF1617

Place: Mumbai

Date: May 22, 2023

**For K. S. Aiyar & Co**

Chartered Accountants  
ICAI FRN: 100186W

Sd/-

**Rajesh S. Joshi**

Partner

M. No. 038526

**UDIN:** 23038526BGWQDB9655

Place: Mumbai

Date: May 22, 2023

## ANNEXURE “A” TO THE INDEPENDENT AUDITORS’ REPORT

[Referred to in paragraph 24(f) under ‘Report on Other Legal and Regulatory Requirements’ in the Independent Auditors’ Report of even date to the members of Bharat Petroleum Corporation Limited on the Consolidated Ind AS Financial Statements for the year ended March 31, 2023]

### **Report on the Internal Financial Controls Over Financial Reporting under Clause (i) of Sub-section 3 of Section 143 of the Companies Act, 2013 (“the Act”)**

In conjunction with our audit of the Consolidated Ind AS Financial Statements of the Group, its joint ventures and associates as of and for the year ended March 31, 2023, we have audited the internal financial controls over financial reporting of Bharat Petroleum Corporation Limited (“the Holding Company/Corporation”) and its subsidiaries, joint ventures and associates, which are companies incorporated in India, as of that date.

#### **Management’s Responsibility for Internal Financial Controls**

The Board of Directors of the Holding Company, its subsidiaries, joint ventures and associates, which are companies incorporated in India, are responsible for establishing and maintaining internal financial controls based on the internal control over financial reporting criteria established by the respective Companies considering the essential components of internal control stated in the Guidance Note on Audit of Internal Financial Controls Over Financial Reporting issued by the Institute of Chartered Accountants of India (“the ICAI”). These responsibilities include the design, implementation and maintenance of adequate internal financial controls that were operating effectively for ensuring the orderly and efficient conduct of the respective Corporation’s business, including adherence to the respective Corporation’s policies, the safeguarding of its assets, the prevention and detection of frauds and errors, the accuracy and completeness of the accounting records, and the timely preparation of reliable financial information, as required under the Act.

#### **Auditors’ Responsibility**

Our responsibility is to express an opinion on the internal financial controls over financial reporting of the Holding Company, its subsidiaries, joint ventures and associates, which are companies incorporated in India, based on our audit. We conducted our audit in accordance with the Guidance Note on Audit of Internal Financial Controls Over Financial Reporting (the “Guidance Note”) issued by the Institute of Chartered Accountants of India and the Standards on Auditing, prescribed under Section 143(10) of the Companies Act, 2013, to the extent applicable to an audit of internal financial controls. Those Standards and the Guidance Note require that we comply with ethical requirements and plan and perform the audit to obtain reasonable assurance about whether adequate internal financial controls over financial reporting was established and maintained and if such controls operated effectively in all material respects.

Our audit involves performing procedures to obtain audit evidence about the adequacy of the internal financial controls system over financial reporting and their operating effectiveness. Our audit of internal financial controls over financial reporting included obtaining an understanding of internal financial controls over financial reporting, assessing the risk that a material weakness exists, and testing and evaluating the design and operating effectiveness of internal control based on the assessed risk. The procedures selected depend on the auditor’s judgement, including the assessment of the risks of material misstatement of the financial statements, whether due to fraud or error.

We believe that the audit evidence we have obtained is sufficient and appropriate to provide a basis for our audit opinion on the internal financial controls system over financial reporting of the Holding Company, its subsidiaries, joint ventures and associates, which are companies incorporated in India.

#### **Meaning of Internal Financial Controls Over Financial Reporting**

A Corporation’s internal financial control over financial reporting is a process designed to provide reasonable assurance regarding the reliability of financial reporting and the preparation of the Consolidated Ind AS Financial Statements for external purposes in accordance with generally accepted accounting principles. A Corporation’s internal financial control over financial reporting includes those policies and procedures that

1. Pertain to the maintenance of records that, in reasonable detail, accurately and fairly reflect the transactions and dispositions of the assets of the Corporation;
2. Provide reasonable assurance that transactions are recorded as necessary to permit preparation of Consolidated Ind AS Financial Statements in accordance with generally accepted accounting principles, and that receipts and expenditures of the Corporation are being made only in accordance with authorisations of management and directors of the Corporation; and

3. Provide reasonable assurance regarding prevention or timely detection of unauthorised acquisition, use, or disposition of the Corporation's assets that could have a material effect on the Consolidated Ind AS Financial Statements.

### **Inherent Limitations of Internal Financial Controls Over Financial Reporting**

Because of the inherent limitations of internal financial controls over financial reporting, including the possibility of collusion or improper management override of controls, material misstatements due to error or fraud may occur and not be detected. Also, projections of any evaluation of the internal financial controls over financial reporting to future periods are subject to the risk that the internal financial control over financial reporting may become inadequate because of changes in conditions, or that the degree of compliance with the policies or procedures may deteriorate.

### **Opinion**

In our opinion, to the best of our information and according to the explanations given to us, the Holding Company and its subsidiaries, Joint ventures and associates, which are companies incorporated in India, have, in all material respects, an adequate internal financial controls with reference to consolidated financial statements and such internal financial controls were operating effectively as at March 31, 2023, except for the matter stated in Other Matter Paragraph, based on the criteria for internal financial control over financial reporting established by the respective Companies considering the essential components of internal control stated in the Guidance Note on Audit of Internal Financial Controls Over Financial Reporting issued by the ICAI.

### **Other Matters**

- 1) 'Hello-BPCL' Application:
  - a) Certain weaknesses in the Application 'Hello-BPCL' with respect to 'Advanced Loyalty Programme'(ALP) which were exploited by certain fleet card customers by fraudulently taking undue advantage and utilised certain ineligible recharges credited to their wallets without payment being received from customers (Refer Para 26 of our Report on the Audit of the Consolidated Ind AS Financial Statements in relation to Fraud Reporting) and;
  - b) Deficiency in the process of reconciliation of amounts received from customers through the payment aggregators.  
Management has informed us that they have taken steps to fix these weaknesses.  
Our Opinion is not modified in respect of the above matter.

We have considered the above in determining the nature, timing, and extent of audit tests applied in our audit of the March 31, 2023. The above (as explained in Note 43 of the Consolidated financial statements) is not likely to affect our opinion on the Consolidated Ind AS Financial Statements of the Corporation.

- 2) Our aforesaid reports under section 143(3)(i) of the Act on the adequacy and operating effectiveness of the internal financial controls over financial reporting in so far as it relates to one subsidiary, four associates and eight joint ventures which are companies incorporated in India, is based on the corresponding reports issued by auditors of such companies, which do not disclose any material inadequacy in the internal financial controls over financial reporting.

Our opinion is not modified in respect of the above matters.

### **For Kalyaniwalla & Mistry LLP**

Chartered Accountants  
ICAI FRN: 104607W/W100166

Sd/-

### **Sai Venkata Ramana Damarla**

Partner

M. No. 107017

**UDIN:** 23107017BGXHFF1617

Place: Mumbai

Date: May 22, 2023

### **For K. S. Aiyar & Co**

Chartered Accountants  
ICAI FRN: 100186W

Sd/-

### **Rajesh S. Joshi**

Partner

M. No. 038526

**UDIN:** 23038526BGWQDB9655

Place: Mumbai

Date: May 22, 2023

# CONSOLIDATED BALANCE SHEET AS AT 31<sup>ST</sup> MARCH 2023

₹ in Crores

Particulars	Note No.	As at 31/03/2023	As at 31/03/2022
<b>I ASSETS</b>			
<b>(1) Non-Current Assets</b>			
(a) Property, Plant and Equipment	2	84,464.80	81,597.31
(b) Capital Work-In-Progress	3	5,645.05	4,979.89
(c) Investment Property	4	0.01	0.03
(d) Goodwill	5, 62	1,203.98	1,203.98
(e) Intangible Assets	5	1,006.33	1,100.14
(f) Intangible Assets Under Development	6	10,603.88	10,453.06
(g) Investments accounted for using the Equity Method	7	21,700.65	18,415.49
(h) Financial Assets			
(i) Other Investments	8	800.49	758.14
(ii) Loans	9	4,336.01	3,956.62
(iii) Other Financial Assets	10	537.57	706.98
(i) Income Tax Assets (Net)	11	485.95	324.71
(j) Other Non-Current Assets	12	1,311.12	2,037.63
<b>Total Non-Current Assets</b>		<b>1,32,095.84</b>	<b>1,25,533.98</b>
<b>(2) Current Assets</b>			
(a) Inventories	13	38,069.19	42,178.74
(b) Financial Assets			
(i) Investments	14	4,277.14	4,442.27
(ii) Trade Receivables	15	6,723.78	9,707.47
(iii) Cash and Cash Equivalents	16	2,312.72	2,159.04
(iv) Bank Balances other than Cash and Cash Equivalents	17	261.66	77.65
(v) Loans	18	142.64	136.00
(vi) Other Financial Assets	19	1,072.24	559.66
(c) Current Tax Assets (Net)	20	969.11	894.89
(d) Other Current Assets	21	2,167.65	1,826.27
		<b>55,996.13</b>	<b>61,981.99</b>
<b>Assets Held-For-Sale</b>	22	<b>16.80</b>	<b>12.66</b>
<b>Total Current Assets</b>		<b>56,012.93</b>	<b>61,994.65</b>
<b>TOTAL ASSETS</b>		<b>1,88,108.77</b>	<b>1,87,528.63</b>
<b>II EQUITY AND LIABILITIES</b>			
<b>Equity</b>			
(a) Equity Share Capital	23	2,129.45	2,129.45
(b) Other Equity	24	51,392.91	49,776.17
<b>Total Equity</b>		<b>53,522.36</b>	<b>51,905.62</b>
<b>Liabilities</b>			
<b>(1) Non-Current Liabilities</b>			
(a) Financial Liabilities			
(i) Borrowings	25	41,369.36	36,358.93
(ia) Lease Liabilities	25a	8,265.17	8,040.73
(ii) Other Financial Liabilities	26	68.89	56.63
(b) Provisions	27	208.22	234.29
(c) Deferred Tax Liabilities (Net)	28	7,920.55	6,375.72
(d) Other Non-Current Liabilities	29	1,912.51	1,429.80
<b>Total Non-Current Liabilities</b>		<b>59,744.70</b>	<b>52,496.10</b>
<b>(2) Current Liabilities</b>			
(a) Financial Liabilities			
(i) Borrowings	30	19,085.25	19,573.75
(ia) Lease Liabilities	30a	656.25	560.79
(ii) Trade Payables			
a. Total Outstanding Dues Of Micro Enterprises and Small Enterprises	31	273.59	245.26
b. Total Outstanding Dues Of Creditors Other Than Micro Enterprises and Small Enterprises		23,750.67	30,102.46
(iii) Other Financial Liabilities	32	21,320.69	21,029.24
(b) Other Current Liabilities	33	7,025.00	7,318.00
(c) Provisions	34	2,729.28	2,879.43
(d) Current Tax Liabilities (Net)	35	0.98	1,417.98
<b>Total Current Liabilities</b>		<b>74,841.71</b>	<b>83,126.91</b>
<b>Total Liabilities</b>		<b>1,34,586.41</b>	<b>1,35,623.01</b>
<b>TOTAL EQUITY AND LIABILITIES</b>		<b>1,88,108.77</b>	<b>1,87,528.63</b>
Significant Accounting Policies	1		
Notes Forming part of Financial Statements	44 to 64		

For and on behalf of the Board of Directors

As per our attached report of even date  
For and on behalf of

Sd/-  
**G Krishnakumar**  
Chairman and Managing Director  
DIN: 09375274

**Kalyaniwalla & Mistry LLP**  
Chartered Accountants  
ICAI FR No. 104607W/W100166

**K.S. Aiyar & Co**  
Chartered Accountants  
ICAI FR No. 100186W

Sd/-  
**VRK Gupta**  
Director (Finance)  
DIN: 08188547

Sd/-  
**V. Kala**  
Company Secretary

Sd/-  
**Sai Venkata Ramana Damarla**  
Partner  
Membership No. 107017

Sd/-  
**Rajesh S. Joshi**  
Partner  
Membership No. 038526

Place: Mumbai  
Date: 22<sup>nd</sup> May 2023

# CONSOLIDATED STATEMENT OF PROFIT AND LOSS FOR THE YEAR ENDED 31<sup>ST</sup> MARCH 2023

₹ in Crores

Particulars	Note No.	2022-23	2021-22
<b>Income</b>			
I) Revenue from Operations	36	5,33,547.29	4,32,569.62
II) Other Income	37	1,498.22	2,268.54
III) Total Income ( I + II )		<u>5,35,045.51</u>	<u>4,34,838.16</u>
<b>IV) Expenses</b>			
Cost of Materials Consumed	38	2,34,305.39	1,63,541.19
Purchases of Stock-in-Trade	39	1,99,884.14	1,43,901.70
Changes in Inventories of Finished Goods, Stock-in-Trade and Work-in-Progress	40	(977.24)	(4,041.62)
Excise Duty Expense		60,360.11	85,778.54
Employee Benefits Expense	41	2,775.01	3,408.00
Finance Costs	42	3,745.38	2,605.64
Depreciation and Amortization Expense	2, 4, 5	6,368.82	5,434.35
Other Expenses	43	26,311.77	20,844.51
Total Expenses (IV)		<u>5,32,773.38</u>	<u>4,21,472.31</u>
V) Profit before Share of Profit of Equity Accounted Investees, Exceptional Items and Income Tax (III - IV)		2,272.13	13,365.85
VI) Share of Profit of Equity Accounted Investees (Net of Income Tax)		2,191.92	1,535.73
VII) Exceptional Items-Expense/(Income)	63	1,642.92	(1,135.15)
VIII) Profit before Income Tax (V + VI - VII)		<u>2,821.13</u>	<u>16,036.73</u>
IX) Tax Expense	28		
1) Current Tax		353.11	2,706.42
2) Deferred Tax		379.87	690.75
3) Short/(Excess) provision of earlier years		(42.90)	958.06
Total Tax Expense		<u>690.08</u>	<u>4,355.23</u>
X) Profit for the Year (VIII-IX)		<u>2,131.05</u>	<u>11,681.50</u>
XI) Other Comprehensive Income (OCI)			
(i) Items that will not be reclassified to Profit or Loss			
(a) Remeasurements of the Defined Benefit Plans		(370.60)	(28.39)
(b) Equity Instruments through Other Comprehensive Income- net change in fair value		42.35	334.32
(c) Equity Accounted Investees - share of OCI		(0.83)	0.46
(ii) Income Tax relating to items that will not be reclassified to Profit or Loss		88.16	(18.09)
(iii) Items that will be reclassified to Profit or Loss			
(a) Exchange differences in translating Financial Statements of foreign operations		625.06	167.15
(b) Equity accounted Investees - share of OCI		377.15	(53.33)
Other Comprehensive Income (XI)		<u>761.29</u>	<u>402.12</u>
XII) Total Comprehensive Income for the Year (X+XI)		<u>2,892.34</u>	<u>12,083.62</u>
Profit attributable to:			
Owners of the Company		2,131.05	11,681.50
Non-Controlling Interests		-	-
Profit for the Year		<u>2,131.05</u>	<u>11,681.50</u>
Other Comprehensive Income attributable to :			
Owners of the Company		761.29	402.12
Non-Controlling Interests		-	-
Other Comprehensive Income for the Year		<u>761.29</u>	<u>402.12</u>
Total Comprehensive Income attributable to :			
Owners of the Company		2,892.34	12,083.62
Non-Controlling Interests		-	-
Total Comprehensive Income for the Year		<u>2,892.34</u>	<u>12,083.62</u>
XIII) Basic and Diluted Earnings per Equity share (Face value ₹10 each)	51	10.01	54.91
Significant Accounting Policies	1		
Notes Forming part of Financial Statements	44-64		

For and on behalf of the Board of Directors

As per our attached report of even date  
For and on behalf of

Sd/-  
**G Krishnakumar**  
Chairman and Managing Director  
DIN: 09375274

**Kalyaniwalla & Mistry LLP**  
Chartered Accountants  
ICAI FR No. 104607W/W100166

**K.S. Aiyar & Co**  
Chartered Accountants  
ICAI FR No. 100186W

Sd/-  
**VRK Gupta**  
Director (Finance)  
DIN: 08188547

Sd/-  
**V. Kala**  
Company Secretary

Sd/-  
**Sai Venkata Ramana Damarla**  
Partner  
Membership No. 107017

Sd/-  
**Rajesh S. Joshi**  
Partner  
Membership No. 038526

Place: Mumbai  
Date: 22<sup>nd</sup> May 2023



## CONSOLIDATED STATEMENT OF CASH FLOWS

₹ in Crores

	31/03/2023	31/03/2022
<b>For the year ended</b>		
<b>A Net Cash Flow from Operating Activities</b>		
Net Profit Before Tax (After Exceptional Items)	2,821.13	16,036.73
<b>Adjustments for :</b>		
Share of (Profit) / Loss from Equity Accounted Investees	(2,191.92)	(1,535.73)
Depreciation & Amortization Expenses	6,368.82	5,434.35
Finance Costs	4,262.76	2,605.64
Foreign Exchange Fluctuations	319.54	(26.85)
Fair valuation gain on previously held investment in Bharat Oman Refineries Limited	-	(1,720.13)
(Profit) / Loss on sale of Property, Plant and Equipment / Non-current assets held for sale (Net)	10.72	(2.60)
(Profit) / Loss on Sale of Investments	(17.85)	(52.29)
Interest Income	(765.41)	(1,088.72)
Dividend Income	(52.16)	(28.76)
Expenditure towards Corporate Social Responsibility	191.63	166.73
Share Options Outstanding Account	-	77.06
Other Non-Cash items	2,495.86	995.54
<b>Operating Profit before Working Capital Changes</b>	<b>13,443.12</b>	<b>20,860.97</b>
<b>(Invested in)/Generated from :</b>		
Inventories	4,109.55	(9,672.18)
Trade Receivables	2,853.07	(2,317.48)
Other Receivables	(752.44)	268.12
Current Liabilities & Payables	(6,386.32)	13,043.98
<b>Cash generated from / (used in) Operations</b>	<b>13,266.98</b>	<b>22,183.41</b>
Direct Taxes Paid	(709.55)	(1,710.00)
Paid for Corporate Social Responsibility	(91.83)	(137.78)
<b>Net Cash from / (used in) Operating Activities</b>	<b>12,465.60</b>	<b>20,335.63</b>
<b>B Net Cash Flow from Investing Activities</b>		
Purchase of Property, Plant and Equipment / Intangible Assets/ Capital Advance	(8,548.62)	(8,545.73)
Sale of Property, Plant and Equipments	42.71	58.27
Receipt of Capital Grant	554.49	-
Net Investment in Equity Accounted Investee (including advance against equity)	(1,719.29)	(920.58)
Purchase of Stake Bharat Oman Refineries Limited (Equity and Share Warrants)	-	(2,467.88)
Loan to Equity Accounted Investee (Net)	3.75	-
Advance against Equity - Cochin Internation Airport Limited	(16.41)	-
Purchase of Investments	(1,915.84)	(18,839.41)
Sale of Investments	1,467.02	20,722.00
Interest Received	681.55	982.90
Dividend Received	1,644.23	872.86
<b>Net Cash from / (used in) Investing Activities</b>	<b>(7,806.41)</b>	<b>(8,137.57)</b>



## CONSOLIDATED STATEMENT OF CASH FLOWS (CONTD.)

₹ in Crores

For the year ended	31/03/2023	31/03/2022
<b>C Net Cash Flow from Financing Activities</b>		
Proceeds from Allotment of Equity Shares to employees on account of "BPCL ESPS SCHEME" (Net of Expenses)	-	462.40
Repayment of Lease Liability	(1,318.20)	(892.39)
Short Term Borrowings (Net)	(290.98)	554.10
Proceeds from Long Term Borrowings	14,784.43	7,244.23
Repayment of Long Term Borrowings	(13,063.77)	(8,781.97)
Interest Paid	(3,231.92)	(1,775.27)
Dividend Paid	(1,281.57)	(14,482.78)
<b>Net Cash from / (used in) Financing Activities</b>	<u>(4,402.01)</u>	<u>(17,671.68)</u>
<b>D Net Increase / (Decrease) in Cash and Cash Equivalents (A+B+C)</b>	<u>257.18</u>	<u>(5,473.62)</u>
<b>Cash and Cash Equivalents as at</b>	<b>31/03/2022</b>	<b>31/03/2021</b>
Cash on hand	23.46	16.98
Cheques and drafts on hand	5.56	6.68
Balance with Bank	734.17	346.20
Deposits with Banks with original maturity of less than three months	1,395.85	7,047.78
Investment in Triparty Repo Settlement System	-	149.93
Less : Bank Overdraft	(103.50)	(38.41)
<b>Total (a)</b>	<u>2,055.54</u>	<u>7,529.16</u>
<b>Cash and Cash Equivalents as at</b>	<b>31/03/2023</b>	<b>31/03/2022</b>
Cash on hand	13.86	23.46
Cheques and drafts on hand	2.04	5.56
Balance with Bank	511.29	734.17
Deposits with Banks with original maturity of less than three months	1,785.53	1,395.85
Less : Bank Overdraft	-	(103.50)
<b>Total (b)</b>	<u>2,312.72</u>	<u>2,055.54</u>
<b>Net Increase / (Decrease) in Cash and Cash Equivalents (b - a)</b>	<u>257.18</u>	<u>(5,473.62)</u>

## CONSOLIDATED STATEMENT OF CASH FLOWS (CONTD.)

Disclosure to changes in liabilities arising from Financing Activities

₹ in Crores

Particulars	Total liabilities from financing activities (excluding bank overdraft)
<b>As at 31<sup>st</sup> March, 2021</b>	46,637.80
Adjustment on account of acquisition of BORL	9,331.88
Cash flows	(983.64)
<b>Non cash changes</b>	
a) Foreign exchange movement	1,036.00
b) Recognition of deferred income and its amortisation	2.94
c) Fair value changes	28.45
d) Others	(224.25)
<b>As at 31<sup>st</sup> March, 2022</b>	<b>55,829.18</b>

₹ in Crores

Particulars	Total liabilities from financing activities (excluding bank overdraft)
<b>As at 31<sup>st</sup> March, 2022</b>	<b>55,829.18</b>
Cash flows	<b>1,429.68</b>
<b>Non cash changes</b>	
a) Foreign exchange movement	<b>3,173.54</b>
b) Recognition of deferred income and its amortisation	<b>13.57</b>
c) Fair value changes	<b>8.64</b>
<b>As at 31<sup>st</sup> March, 2023</b>	<b>60,454.61</b>

The Statement of Cash Flows is prepared in accordance with the format prescribed by Securities and Exchange Board of India and as per Ind AS 7 "Statement of Cashflows" as notified by Ministry of Corporate Affairs.

For and on behalf of the Board of Directors

As per our attached report of even date  
For and on behalf of

Sd/-

**G Krishnakumar**

Chairman and Managing Director  
DIN: 09375274

**Kalyaniwalla & Mistry LLP**

Chartered Accountants  
ICAI FR No. 104607W/W100166

**K.S. Aiyar & Co**

Chartered Accountants  
ICAI FR No. 100186W

Sd/-

**VRK Gupta**

Director (Finance)  
DIN: 08188547

Sd/-

**V. Kala**

Company Secretary

Sd/-

**Sai Venkata Ramana Damarla**

Partner  
Membership No. 107017

Sd/-

**Rajesh S. Joshi**

Partner  
Membership No. 038526

Place: Mumbai

Date: 22<sup>nd</sup> May 2023



## CONSOLIDATED STATEMENT OF CHANGES IN EQUITY FOR THE YEAR ENDED 31<sup>ST</sup> MARCH 2023

₹ in Crores

	As at 31/03/2023		As at 31/03/2022	
	No. of Shares	Amount	No. of Shares	Amount
<b>(a) Equity share capital</b>				
Balance at the beginning of the reporting period	2,16,92,52,744	2,169.25	2,16,92,52,744	2,169.25
Changes in Equity Share Capital due to prior period errors	-	-	-	-
Restated balance at the beginning of the current reporting period	2,16,92,52,744	2,169.25	2,16,92,52,744	2,169.25
Changes in Equity Share Capital	-	-	-	-
Balance at the end of the reporting period	2,16,92,52,744	2,169.25	2,16,92,52,744	2,169.25
Less: Adjustment for Shares held by "BPCL Trust for Investment in Shares" (Refer Note No.45 )	(3,29,60,307)	(32.96)	(3,29,60,307)	(32.96)
Less: Adjustment for Shares held by "BPCL ESPS Trust" (Refer Note No. 45)	(68,36,948)	(6.84)	(68,36,948)	(6.84)
Balance at the end of the reporting period after Adjustment	2,12,94,55,489	2,129.45	2,12,94,55,489	2,129.45





## CONSOLIDATED STATEMENT OF CHANGES IN EQUITY FOR THE YEAR ENDED 31<sup>ST</sup> MARCH 2023

₹ in Crores

	Reserves & Surplus										Equity In- struments through Other Compre- hensive Income [Note 24]	BPCL ESPS Trust [Note 24]	BPCL Trust for Invest- ment in Shares [Note 24]	Total at- tributable to Owners of the Cor- poration	Attribut- able to NCI	Total other equity
	Capital Reserve [Note 24]	Capital Reserve on Acqui- sition of subsid- iaries, JVCs and associates [Note 24]	Securities Premium [Note 24]	Share Options Out- standing Account [Note 24]	Debtore Redemp- tion Reserve [Note 24]	General Reserve [Note 24]	Retained Earnings [Note 24]*	Foreign Currency Translation Reserve [Note 24]	Share Options Out- standing Account [Note 24]	Debtore Redemp- tion Reserve [Note 24]						
<b>Balance at 01<sup>st</sup> April 2021</b>	73.04	(97.45)	5,351.32	856.49	1,264.84	29,753.38	14,466.21	128.19	-	(161.56)	(97.90)	(74.39)	51,462.17	-	51,462.17	
Opening Balance adjustment	-	-	-	-	-	-	4.67	-	-	-	-	-	4.67	-	4.67	
<b>Opening balance after the above effect</b>	73.04	(97.45)	5,351.32	856.49	1,264.84	29,753.38	14,470.88	128.19	-	(161.56)	(97.90)	(74.39)	51,466.84	-	51,466.84	
Profit for the year	-	-	-	-	-	-	11,681.50	-	-	-	-	-	11,681.50	-	11,681.50	
Other Comprehensive Income for the year	-	-	-	-	-	-	(20.41)	113.82	-	308.71	-	-	402.12	-	402.12	
Dividends	-	-	-	-	-	-	(14,750.92)	-	-	-	-	-	(14,750.92)	-	(14,750.92)	
Income from "BPCL Trust for Investment in Shares" (Refer Note No. 45)	-	-	-	-	-	-	224.13	-	-	-	-	-	224.13	-	224.13	
Income of "BPCL ESPS Trust" (Net of Tax) (Refer Note No. 45)	-	-	-	-	-	-	36.06	-	-	-	-	-	36.06	-	36.06	
Transfer to Debenture Redemption reserve	-	-	-	-	207.75	-	(207.75)	-	-	-	-	-	-	-	-	
Employee Stock Option Granted (Refer Note No. 52)	-	-	-	77.06	-	-	-	-	-	-	-	-	77.06	-	77.06	
Transfer to General Reserve from Retained Earnings	-	-	-	-	-	3,000.00	(3,000.00)	-	-	-	-	-	-	-	-	
Share issued on exercise of Employee Stock Options	-	-	343.39	-	-	-	-	-	-	-	82.47	-	425.86	-	425.86	
Transfer on account of exercise of Stock Options	-	-	861.49	(861.49)	-	-	-	-	-	-	-	-	-	-	-	
Transfer on account of Stock Options not exercised	-	-	-	(72.06)	-	72.06	-	-	-	-	-	-	-	-	-	
Transfer to General Reserve from Debenture Redemption Reserve	-	-	-	-	(137.50)	137.50	-	-	-	-	-	-	-	-	-	
Transfer to retained earnings on change in control in BORL	-	-	(199.98)	-	-	-	199.98	-	-	-	-	-	-	-	-	
Impact on sale of stake by one associate in its subsidiary	-	-	-	-	-	-	213.52	-	-	-	-	-	213.52	-	213.52	
<b>Balance at 31<sup>st</sup> March 2022</b>	73.04	(97.45)	6,356.22	-	1,335.09	32,962.94	8,846.99	242.01	-	147.15	(15.49)	(74.39)	49,776.17	-	49,776.17	

# CONSOLIDATED STATEMENT OF CHANGES IN EQUITY FOR THE YEAR ENDED 31<sup>ST</sup> MARCH 2023 (CONTD.)

₹ in Crores

	Reserves & Surplus										Equity Instruments through Other Comprehensive Income (Note 24)	BPCL ESPS Trust (Note 24)	BPCL Trust for Investment in Shares (Note 24)	Total attributable to Owners of the Corporation	Attributable to NCI	Total other equity	
	Capital Reserve (Note 24)	Capital Reserve on acquisition of subsidiaries, JVCs and associates (Note 24)	Securities Premium (Note 24)	Share Options Outstanding Account (Note 24)	Debt Redemption Reserve (Note 24)	General Reserve (Note 24)	Retained Earnings (Note 24)*	Foreign Currency Translation Reserve (Note 24)									
<b>(b) Other equity</b>																	
Balance at 1 <sup>st</sup> April 2022	73.04	(97.45)	6,356.22	-	1,335.09	32,962.94	8,846.99	242.01	147.15	(15.43)	(74.39)	49,776.17	-	49,776.17	-	-	
Opening Balance adjustment	-	-	-	-	-	-	3.54	-	-	-	-	3.54	-	3.54	-	-	
Balance after the above effect	73.04	(97.45)	6,356.22	-	1,335.09	32,962.94	8,850.53	242.01	147.15	(15.43)	(74.39)	49,779.71	-	49,779.71	-	-	
Profit for the year	-	-	-	-	-	-	2,131.05	-	-	-	-	2,131.05	-	2,131.05	-	-	
Other Comprehensive Income for the year	-	-	-	-	-	-	(278.15)	1,002.21	37.23	-	-	761.29	-	761.29	-	-	
Dividends	-	-	-	-	-	-	(1,301.55)	-	-	-	-	(1,301.55)	-	(1,301.55)	-	-	
Income from 'BPCL Trust for Investment in Shares' (Refer Note No. 45)	-	-	-	-	-	-	19.78	-	-	-	-	19.78	-	19.78	-	-	
Income of 'BPCL ESPS Trust' (Net of tax) (Refer Note No. 45)	-	-	-	-	-	-	2.63	-	-	-	-	2.63	-	2.63	-	-	
Transfer to Debenture Redemption Reserve	-	-	-	-	50.00	-	(50.00)	-	-	-	-	-	-	-	-	-	
Transfer to General Reserve from Debenture Redemption Reserve	-	-	-	-	(1,135.09)	1,135.09	-	-	-	-	-	-	-	-	-	-	
Balance as at 31 <sup>st</sup> March 2023	73.04	(97.45)	6,356.22	-	250.00	34,096.03	9,374.29	1,244.22	104.38	(15.43)	(74.39)	51,392.91	-	51,392.91	-	-	

\*The balance includes accumulated Gain/(loss) on account of Remeasurements of defined benefit plans (Net of tax) as on 31<sup>st</sup> March 2023 ₹ (808.41) Crores (Previous year ₹ (531.08) Crores) for the Corporation.

For and on behalf of the Board of Directors

Sd/-  
**G Krishnakumar**  
Chairman and Managing Director  
DIN: 09375274

Sd/-  
**VRK Gupta**  
Director (Finance)  
DIN: 08188547

Place: Mumbai  
Date: 22<sup>nd</sup> May 2023

As per our attached report of even date  
For and on behalf of

**Kalyaniwala & Mistry LLP**  
Chartered Accountants  
ICAI FR No. 104607W/W100166

Sd/-  
**Sai Venkata Ramana Damarla**  
Partner  
Membership No. 107017

**K.S. Aiyar & Co**  
Chartered Accountants  
ICAI FR No. 100186W

Sd/-  
**Rajesh S. Joshi**  
Partner  
Membership No. 038526



## NOTES TO CONSOLIDATED FINANCIAL STATEMENTS FOR THE YEAR ENDED 31<sup>st</sup> MARCH 2023

### 1. Statement of Significant Accounting Policies:

The Consolidated Financial Statements relate to Bharat Petroleum Corporation Limited (BPCL or Parent Company or Corporation), its Subsidiary Companies and interest in Joint Venture and Associates. The Corporation and its Subsidiaries are together referred to as “Group”.

#### Authorization of Consolidated Financial Statements:

The Consolidated Financial Statements were authorized for issue in accordance with a resolution of the Board of Directors in its meeting held on 22<sup>nd</sup> May 2023.

#### 1.1. Basis for preparation: The Consolidated Financial Statements are prepared in accordance with Indian Accounting Standards (Ind AS) notified under Section 133 of the Companies Act, 2013 (“Act”) read with Companies (Indian Accounting Standards) Rules, 2015; and other relevant provisions of the Act and Rules thereunder.

The Financial Statements of the Subsidiary Companies, Joint Venture Companies (JVCs) and the Associates used in the preparation of the Consolidated Financial Statements are drawn upto the same reporting date as that of BPCL i.e. 31<sup>st</sup> March 2023, except for Matrix Bharat Pte. Ltd. whose accounts are drawn for the year ended 31<sup>st</sup> December 2022, where there are no significant transactions or other events that have occurred between 1<sup>st</sup> January 2023 and 31<sup>st</sup> March 2023.

The Consolidated Financial Statements have been prepared under historical cost convention basis, except for certain assets and liabilities measured at fair value.

The Group has adopted all the Ind AS and the adoption was carried out during Financial Year 2016-17 in accordance with Ind AS 101 First time adoption of Indian Accounting Standards. The transition was carried out from Generally Accepted Accounting Principles in India (Indian GAAP) as prescribed under Section 133 of the Act, read with Rule 7 of the Companies (Accounts) Rules, 2014, which was the “Previous GAAP”.

The functional currency of the Corporation and its Indian Subsidiaries is Indian Rupees (₹), whereas the functional currency of foreign subsidiaries is USD (\$). The presentation currency of the Group is Indian Rupees (₹). All figures appearing in the consolidated Financial Statements are rounded to the nearest Crores (₹Crores), except where otherwise indicated.

In case of some Joint Venture Companies and Associates, certain accounting policies are different from that of the parent company, the impact of which is not expected to be material. The thresholds limit for the group has been applied as per their respective Financial Statements and the same has been specified in Note no. 1.34.

The percentage of ownership interest of the Corporation in the Subsidiary Companies, JVCs and Associates as on 31<sup>st</sup> March 2023 are as under:

S.No.	Particulars	Country of Incorporation	Percentage (%) of actual ownership interest as on	
			31/03/2023	31/03/2022
<b>A</b>	<b>Subsidiaries</b>			
1	Bharat Oman Refineries Limited (BORL) (Note i)	#	#	#
2	Bharat Gas Resources Limited (BGRL) (Note i)	#	#	#
3	Bharat PetroResources Limited (BPRL)	India	100.00	100.00
4	Bharat PetroResources JPDA Limited (Note ii)	India	100.00	100.00
5	BPRL International BV (Note ii)	Netherlands	100.00	100.00
6	BPRL International Singapore Pte Ltd. (Note ii)	Singapore	100.00	100.00
7	BPRL Ventures BV (Note iii)	Netherlands	100.00	100.00
8	BPRL Ventures Mozambique BV (Note iii)	Netherlands	100.00	100.00
9	BPRL Ventures Indonesia BV (Note iii)	Netherlands	100.00	100.00
10	BPRL International Ventures BV (Note iii)	Netherlands	100.00	100.00
<b>B</b>	<b>Joint Venture Companies</b>			
1	Central UP Gas Limited	India	25.00	25.00
2	Maharashtra Natural Gas Limited	India	22.50	22.50
3	Sabarmati Gas Limited	India	49.94	49.94
4	Bharat Stars Services Private Limited	India	50.00	50.00
5	Bharat Renewable Energy Limited (Note iv)	India	33.33	33.33
6	Matrix Bharat Pte. Ltd.	Singapore	50.00	50.00
7	Delhi Aviation Fuel Facility Private Limited	India	37.00	37.00
8	IBV (Brasil) Petroleo Ltda. (Note v)	Brazil	61.36	60.88
9	Mumbai Aviation Fuel Farm Facility Private Limited	India	25.00	25.00
10	Kochi Salem Pipeline Private Limited	India	50.00	50.00
11	BPCL-KIAL Fuel Farm Private Limited	India	74.00	74.00
12	Haridwar Natural Gas Private Limited	India	50.00	50.00
13	Goa Natural Gas Private Limited	India	50.00	50.00
14	Taas India Pte Ltd. (Note vi)	Singapore	33.00	33.00
15	Vankor India Pte Ltd. (Note vi)	Singapore	33.00	33.00
16	Falcon Oil & Gas BV (Note vii)	Netherlands	30.00	30.00
17	Ratnagiri Refinery and Petrochemicals Limited	India	25.00	25.00
18	LLC TYNGD (Note viii)	Russia	9.87	9.87
19	Urja Bharat Pte. Ltd. (Note ix)	Singapore	50.00	50.00
20	IHB Limited	India	25.00	25.00



S.No.	Particulars	Country of Incorporation	Percentage (%) of actual ownership interest as on	
			31/03/2023	31/03/2022
<b>C</b>	<b>Associates</b>			
1	Indraprastha Gas Limited	India	22.50	22.50
2	Petronet LNG Limited	India	12.50	12.50
3	GSPL India Gasnet Limited	India	11.00	11.00
4	GSPL India Transco Limited	India	11.00	11.00
5	Kannur International Airport Limited	India	16.20	16.20
6	Petronet India Limited (Note x)	India	16.00	16.00
7	Petronet CI Limited (Note iv)	India	11.00	11.00
8	FINO Paytech Limited	India	21.10	20.89
9	Moz LNG1 Holding Company Ltd (Note xi)	UAE	10.00	10.00
10	Mozambique LNG 1 Company Pte Ltd (Note xii)	Singapore	10.00	10.00
11	Moz LNG1 Financing Company Ltd. (Note xii)	UAE	10.00	10.00
12	Mozambique LNG 1 Co. Financing, LDA (Note xii)	Mozambique	10.00	10.00
13	JSC Vankorneft (Note xiii)	Russia	7.89	7.89

→ Ujjwala Plus Foundation is a joint venture of IOCL, BPCL and HPCL with fund contribution in the ratio of 50:25:25 which was incorporated as a limited by guarantee company (without share capital) under Section 8 of Companies Act, 2013.

#### Notes:

- i. Wholly Owned Subsidiary BORL & BGRL stand merged with the Corporation. (Refer Note No. 62)
- ii. Bharat PetroResources JPDA Limited, BPRL International BV and BPRL International Singapore Pte. Ltd. are 100% subsidiaries of BPRL.
- iii. BPRL Ventures BV, BPRL Ventures Mozambique BV, BPRL Ventures Indonesia BV and BPRL International Ventures BV are wholly owned subsidiaries of BPRL International BV which have been incorporated outside India.
- iv. Consolidation in respect of Investment in Petronet CI Limited and Bharat Renewable Energy Limited have not been considered in the preparation of Consolidated Financial Statements as the Corporation has decided to exit from these Companies and provision for full diminution in the value of investment has been done in the standalone Financial Statements of the Corporation.
- v. BPRL Ventures BV holds 61.36% equity in Joint Venture Company IBV (Brasil) Petroleo Ltda., incorporated in Brazil. During the year, stake in IBV (Brasil) Petroleo Ltda. has increased from 60.88% to 61.36%. Considering, BPRL Ventures BV's joint control with the JV partner over IBV (Brasil) Petroleo Ltda., it has been consolidated as Joint Venture.
- vi. Taas India Pte Ltd. and Vankor India Pte Ltd., are joint venture companies of BPRL International Singapore Pte Ltd.
- vii. Falcon Oil & Gas BV is joint venture of BPRL International Ventures BV.

- viii. LLC TYNGD is a Joint Venture of Taas India Pte Ltd.
- ix. Urja Bharat Pte Ltd. is a joint venture of BPRL International Singapore Pte. Ltd.
- x. Petronet India Limited has gone under winding up. Consolidation has been done based on the declaration of solvency by the management of company. The Corporation has not received the Liquidator Statement for the year ended 31<sup>st</sup> March 2023 and hence consolidation has been carried out till 31<sup>st</sup> March 2022.
- xi. Moz LNG1 Holding Company Ltd is an associate of BPRL Ventures Mozambique BV.
- xii. Mozambique LNG1 Company Pte. Ltd., Moz LNG1 Financing Company Ltd. and Mozambique LNG 1 Co. Financing, LDA are the wholly owned Subsidiary Company of Mozambique LNG1 Holding Company Ltd.
- xiii. JSC Vankorneft is an associate of Vankor India Pte Ltd.

The Financial Statements of Sabarmati Gas Limited, Central UP Gas Limited, Bharat Stars Services Private Limited, Kannur International Airport Limited, Matrix Bharat Pte. Ltd., FINO Paytech Limited and BPCL-KIAL Fuel Farm Private Limited are yet to be audited and hence provisional Financial Statements provided by management of the respective companies have been considered for the purpose of preparation of Consolidated Financial Statements.

## 1.2. Basis of consolidation

### 1.2.1. Subsidiaries

Subsidiaries are entities controlled by the Corporation. Control exists when the parent has power over the entity, is exposed, or has rights, to variable returns from its involvement with the entity and has the ability to affect those returns by using its power over the entity. Power is demonstrated through existing rights that give the ability to direct relevant activities, those which significantly affect the entity's returns. The Financial Statements of the subsidiaries are included in the consolidated Financial Statements from the date on which control commences until the date on which the control ceases.

Subsidiaries are consolidated by combining like items of assets, liabilities, equity, income, expenses and cash flows of the parent with those of its subsidiaries. The intra-company balances and transactions including unrealized gain / loss from such transactions are eliminated upon consolidation. These consolidated Financial Statements are prepared by applying uniform accounting policies in use at the Corporation. Non-controlling interests ("NCI") which represent part of the net profit or loss and net assets of subsidiaries that are not, directly or indirectly, owned or controlled by the company, are excluded.

Changes in the Corporation's equity interest in a subsidiary that do not result in a loss of control are accounted for as equity transactions.

### 1.2.2. Joint Venture and Associates

A joint venture is an arrangement in which the Corporation has joint control and has rights to the net assets of the arrangement, rather than the rights to its assets and obligation for its liabilities. An associate is an entity in which the Corporation has significant influence, but no control or joint control over the financial and operating policies.

Interest in joint ventures and associates are accounted for using the equity method. They are initially recognized at cost which includes transaction cost. Subsequent to initial recognition the consolidated Financial Statements include the JVCs and associates share of profit or loss and Other Comprehensive Income ("OCI") of such entities until the date on which significant influence or joint control ceases.

Unrealised gains / losses arising from transactions with such entities are eliminated against the investment to the extent of the Corporation's interest in the investee.

### 1.2.3. Business Combinations

In accordance with Ind AS 101 First time adoption of Indian Accounting Standards, the Group has

elected to apply the requirements of Ind AS 103, “Business Combinations” prospectively to business combinations on or after the date of transition (1<sup>st</sup> April 2015). Pursuant to this exemption, goodwill/ capital reserve arising from business combination has been stated at the carrying amount under Previous GAAP. In accordance with Ind AS 103, the Group accounts for these business combinations using the acquisition method when the control is transferred to the Group. The consideration transferred for the business combinations is generally measured at fair value as at the date the control is acquired (acquisition date), of the net identifiable assets acquired. Any goodwill that arises is tested annually for impairment.

If a business combination is achieved in stages, any previously held equity interest in the acquiree is re-measured at its acquisition date fair value and any resulting gain or loss is recognized in Profit or Loss or OCI as appropriate.

### **Common Control**

Business combinations involving entities that are ultimately controlled by the same party(ies) before and after the business combination are considered as Common control entities and are accounted using the pooling of interest method as follows:

- The assets and liabilities of the combining entities are reflected at their carrying amounts.
- No adjustments are made to reflect the fair values, or recognise new assets or liabilities. Adjustments are made to harmonise accounting policies.
- The financial information in the Financial Statements in respect of prior periods is restated as if the business combination has occurred from the beginning of the preceding period in the Financial Statements, irrespective of the actual date of the combination. However, if business combination had occurred after that date, the prior period information shall be restated only from that date.

The balance of the retained earnings appearing in the Financial Statements of the transferor is aggregated with the corresponding balance appearing in the Financial Statements of the transferee or is adjusted against general reserve.

The identity of the reserves are preserved and the reserves of the transferor become the reserves of the transferee.

The difference if any, between the amounts recorded as share capital plus any additional consideration in the form of cash or other assets and the amount of share capital of the transferor is transferred to capital reserve and is presented separately from other capital reserves.

### **1.3. Use of Judgements and Estimates**

The preparation of the consolidated Financial Statements requires management to make judgements, estimates and assumptions that affect the reported amounts of revenue, expenses, assets, liabilities and the accompanying disclosures along with contingent liabilities. Uncertainty about these assumptions and estimates could result in outcomes that require material adjustments to the carrying amount of assets or liabilities affected in future periods. The Group continually evaluates these estimates and assumptions based on the most recently available information.

In particular, information about significant areas of estimates and judgments in applying accounting policies that have the most significant effect on the amounts recognized in the consolidated Financial Statements are as below:

- Assessment of functional currency;
- Financial instruments;
- Estimates of useful lives and residual value of Property, Plant and Equipment and intangible assets;
- Valuation of inventories;
- Measurement of recoverable amounts of cash-generating units;

- Measurement of Defined Benefit Obligations and actuarial assumptions;
- Provisions including loss allowances;
- Evaluation of recoverability of deferred tax assets;
- Contingencies;
- Interest in Joint arrangements; and
- In case of BPRL, impairment of exploration and evaluation assets; key assumptions for underlying recoverable amounts, and
- Estimation of Oil and Natural Gas reserves:
  - The determination of the Group's estimated oil and natural gas reserves requires significant judgements and estimates to be applied and these are regularly reviewed and updated. Factors such as the availability of geological and engineering data, reservoir performance data, acquisition and divestment activity, drilling of new wells, and commodity prices all impact the determination of the Group's estimates of its oil and natural gas reserves. The Group estimates its proved reserves with a reasonable certainty on the basis of rigorous technical and commercial assessments based on conventional industry practice and regulatory requirements.
  - Estimates of oil and natural gas reserves are used to calculate depreciation, depletion and amortization charges for the Group's oil and gas properties. The impact of changes in estimated proved reserves is dealt with prospectively by amortizing the remaining carrying value of the asset over the expected future production. Oil and natural gas reserves also have a direct impact on the assessment of the recoverability of asset carrying values reported in the consolidated financial statements. If proved reserves estimates are revised downwards, retained earnings could be affected by changes in depreciation expense or an immediate write-down of the property's carrying value.

Revisions to accounting estimates are recognized prospectively in the Consolidated Statement of Profit and Loss in the period in which the estimates are revised and in any future periods affected.

#### **1.4. Property, plant and equipment**

- 1.4.1.** Property, plant and equipment are stated at cost net of accumulated depreciation and accumulated impairment losses, if any.
- 1.4.2.** The initial cost of an asset comprises its purchase price or construction cost (including import duties and non-refundable taxes), any costs directly attributable to bringing the asset into the location and condition necessary for it to be capable of operating in the manner intended by management, the initial estimate of any decommissioning obligation, if any, and, borrowing cost for qualifying assets (i.e. assets that necessarily take a substantial period of time to get ready for their intended use).
- 1.4.3.** Direct expenses incurred during construction period on capital projects are capitalized. Other expenses of the project group which are allocated to projects costing above the threshold limits are also capitalized. Expenditure incurred on enabling assets are capitalised.
- 1.4.4.** Gas distribution systems is classified as Property, Plant and Equipment when it is capable of operating in the manner intended by management.
- 1.4.5.** Subsequent expenditure is capitalized only if it is probable that the future economic benefits associated with the expenditure will flow to the group.
- 1.4.6.** Expenditure on assets, other than plant and machinery, LPG cylinders and pressure regulators, not exceeding the threshold limits are charged to revenue.
- 1.4.7.** Spare parts which meet the definition of Property, Plant and Equipment are capitalized as Property, Plant and Equipment in case the unit value of the spare part is above the threshold limits. In other cases, the spare part is inventorized on procurement and charged to Consolidated Statement of Profit and Loss on consumption.

- 1.4.8.** An item of Property, Plant and Equipment and any significant part initially recognized separately as part of Property, Plant and Equipment is derecognized upon disposal; or when no future economic benefits are expected from its use or disposal. Any gain or loss arising on de-recognition of the asset is included in the Consolidated Statement of Profit and Loss when the asset is derecognized.
- 1.4.9.** The residual values and useful lives of Property, Plant and Equipment are reviewed at each financial year end and changes, if any, are accounted in the line with revisions to accounting estimates.
- 1.4.10.** In respect of the capital goods common for both GST and non-GST products, the GST input tax credit is taken on the eligible portion based on GST and non-GST product ratio in the month of procurement and the ineligible portion is capitalised. Subsequently, this ratio is reviewed every month as per the GST provisions and the differential GST amount arising due to changes in the ratio is capitalised beyond the materiality threshold.
- 1.4.11.** The Group has elected to use the exemption available under Ind AS 101 to continue the carrying value for all of its Property, Plant and Equipment as recognized in the Financial Statements as at the date of transition to Ind ASs, measured as per the previous GAAP and use that as its deemed cost as at the date of transition (1<sup>st</sup> April 2015).

## **1.5. Depreciation**

Depreciation on Property, Plant and Equipment are provided on the straight line basis, over the estimated useful lives of assets (after retaining the estimated residual value of upto 5%). These useful lives and residual value has been determined as prescribed in the Schedule II of the Act, except in following cases:

- 1.5.1.** Plant & Machinery at Retail Outlets (other than Storage tanks and related equipments) are depreciated over a useful life of 15 years based on the technical assessment.
- 1.5.2.** Computer equipments are depreciated over a period of 3 years and Mobile phones are depreciated over a period of 2 years based on internal assessment. Electronic and electrical equipments provided to management staff under furniture on hire scheme are depreciated over a period of 4 years as per internal assessment. Other furniture items provided to management staff are depreciated over a period of 6 years as per internal assessment.
- 1.5.3.** Solar Panels are depreciated over a period of 25 years based on the technical assessment of useful life and applicable warranty conditions.
- 1.5.4.** Moulds, used for the manufacturing of the packaging material for Lubricants, are depreciated over a period of 5 years based on technical assessment of useful life.
- 1.5.5.** In case of assets covered under specific agreements, e.g. assets at Railway Consumer Depots, etc., useful life is as per terms of agreement or as per Schedule II of the Act, whichever is lower.
- 1.5.6.** Items of Property, Plant and Equipment costing not more than the threshold limits are depreciated at 100 percent in the year of acquisition except LPG Cylinders and Pressure Regulators which are depreciated over a useful life of 15 years based on the technical assessment.
- 1.5.7.** In case of BPRL, workstations are depreciated over a period of 5 years. The useful lives are estimated based on the internal assessment.
- 1.5.8.** Components of the main asset that are significant in value and have different useful lives as compared to the main asset are depreciated over their estimated useful life. Useful life of such components has been assessed based on historical experience and internal technical assessment.
- 1.5.9.** Depreciation on spare parts specific to an item of Property, Plant and Equipment is based on life of the related Property, Plant and Equipment. In other cases, the spare parts are depreciated over their estimated useful life based on the technical assessment.
- 1.5.10.** Depreciation is charged on additions / deletions on pro-rata monthly basis including the month of addition / deletion.

- 1.5.11.** The Residual value of LPG cylinders (other than Composite LPG Cylinders) and Pressure Regulators have been estimated at 25% of the original cost (Previous Period: at 15% of Original Cost) based on the historical experience and internal technical assessment. The residual value of Composite LPG Cylinders is estimated at 10% of the original cost based on technical assessment.
- 1.5.12.** The residual value of catalyst having precious/noble metals is estimated at the cost of the precious/noble metal content in catalyst which is expected to be extracted at end of their useful life, plus 5% of original cost of catalyst excluding cost of precious/noble metals based on the experience and internal technical assessment.
- 1.5.13.** In respect of immovable assets constructed on leasehold land, useful life as per Schedule II or lease period of land (including renewable/likely renewable period) whichever is lower is considered.

## **1.6. Intangible Assets**

### **1.6.1. Goodwill:**

- 1.6.1.1.** Goodwill that arises on a business combination is subsequently measured at net of any accumulated impairment losses.
- 1.6.1.2.** In respect of business combinations that occurred prior to 1<sup>st</sup> April 2015, goodwill is included on the basis of its deemed cost, which represents the amount recorded under Previous GAAP, adjusted for the reclassification of certain intangibles.
- 1.6.1.3.** Goodwill is not amortized but is tested for impairment annually.

### **1.6.2. Other Intangible Assets**

- 1.6.2.1.** Intangible assets are carried at cost net of accumulated amortization and accumulated impairment losses, if any. Expenditure on internally generated intangibles, excluding development costs, is not capitalized and is reflected in Consolidated Statement of Profit and Loss in the period in which such expenditure is incurred. Development costs are capitalized if, and only if, technical and commercial feasibility of the project is demonstrated, future economic benefits are probable, the Group has an intention and ability to complete and use or sell the asset and the costs can be measured reliably.
- 1.6.2.2.** Assets where entire output generated is committed to be sold to entities providing public services for almost entire useful life of the asset are classified as intangible assets as per the requirements of Applicable Ind AS and are amortized (after retaining the residual value, if applicable) over their useful life or the period of the agreement, whichever is lower.
- 1.6.2.3.** In cases where, the Corporation or its Subsidiaries has constructed assets on behalf of public infrastructure entities and it has only a preferential right to use, these assets are classified as intangible assets and are amortized (after retaining the residual value, if applicable) over their useful life or the period of the agreement, whichever is lower.
- 1.6.2.4.** Intangible assets with indefinite useful lives, such as right of way which is perpetual and absolute in nature, are not amortized, but are tested for impairment annually. The useful lives are reviewed at each period to determine whether events and circumstances continue to support an indefinite useful life assessment for that asset. If not, the change in useful life from indefinite to finite is made on a prospective basis. The impairment losses on intangible assets with indefinite life are recognized in the Consolidated Statement of Profit and Loss.
- 1.6.2.5.** Expenditure incurred for creating / acquiring other intangible assets above threshold limits from which future economic benefits will flow over a period of time, is amortized over the estimated useful life of the asset or five years, whichever is lower, on a straight line basis, from the time the intangible asset starts providing the economic benefit. In other cases, the expenditure is reflected in the Consolidated Statement of Profit and Loss in the year in which the expenditure is incurred. The amortization period and the amortization method for an intangible asset with a

finite life are reviewed at each year end. The amortization expense on intangible asset with finite useful lives and impairment losses in case there is an indication that the intangible asset may be impaired, are recognized in the Consolidated Statement of Profit and Loss.

- 1.6.2.6.** The Group has elected to use the exemption available under Ind AS 101 to continue the carrying value for all of its intangible assets as recognized in the Financial Statements as at the date of transition to Ind ASs, measured as per the previous GAAP and use that as its deemed cost as at the date of transition (1<sup>st</sup> April 2015).

## **1.7. Investment Property**

- 1.7.1.** Investment property is property (land or a building or part of a building or both) held either to earn rental income or for capital appreciation or for both, but not for sale in the ordinary course of business, use in production or supply of goods or services or for administrative purposes. Investment properties are stated at cost net of accumulated depreciation and accumulated impairment losses, if any.
- 1.7.2.** Any gain or loss on disposal of investment property calculated as the difference between the net proceeds from disposal and the carrying amount of the Investment Property is recognized in Consolidated Statement of Profit and Loss.
- 1.7.3.** On transition to Ind AS i.e. 1<sup>st</sup> April 2015, the Group has re-classified certain items from Property, Plant and Equipment to investment property. For the same, Group has elected to use the exemption available under Ind AS 101 to continue the carrying value for such assets as recognized in the Financial Statements as at the date of transition to Ind ASs, measured as per the previous GAAP and use that as its deemed cost as at the date of transition (1<sup>st</sup> April 2015).

## **1.8. Borrowing costs**

- 1.8.1.** Borrowing costs consist of interest and other costs incurred in connection with the borrowing of funds. Borrowing costs also include exchange differences to the extent regarded as an adjustment to the borrowing costs.
- 1.8.2.** Borrowing costs that are attributable to the acquisition or construction of qualifying assets (i.e. an asset that necessarily takes a substantial period of time to get ready for its intended use) are capitalized as a part of the cost of such assets. All other borrowing costs are charged to the Consolidated Statement of Profit and Loss.
- 1.8.3.** Investment Income earned on the temporary investment of funds of specific borrowings pending their expenditure on qualifying assets is deducted from the borrowing costs eligible for capitalization.

## **1.9. Non-currents assets/Disposal Group held for sale**

- 1.9.1.** Non-current assets are classified as held for sale if their carrying amounts will be recovered through a sale transaction rather than through continuing use. This condition is regarded as met only when the sale is highly probable and the asset is available for immediate sale in its present condition subject only to terms that are usual and customary for sale of such assets.
- 1.9.2.** Non-current assets classified as held for sale are measured at the lower of carrying amount and fair value less costs of disposal (upto 5% of the acquisition value).
- 1.9.3.** The disposal group classified as held for sale, are measured at the lower of carrying amount and fair value less costs of disposal.
- 1.9.4.** Property, plant and equipment and intangible assets classified as held for sale are not depreciated or amortized.

## **1.10. Leases**

A contract is, or contains, a lease if the contract conveys the right to control the use of an identified asset to lessee for a period of time in exchange for consideration.

Corporation and its subsidiary shall reassess whether a contract is, or contains, a lease if the terms and conditions of the contract are changed.

### **1.10.1. As a Lessee**

At the commencement date, group recognises a right-of-use asset at cost and a lease liability at present value of the lease payments that are not paid at commencement date. To assess whether a contract conveys the right to control the use of an identified asset, the Group assesses whether: (i) the contract involves the use of an identified asset (ii) the Group has right to obtain substantially all of the economic benefits from use of the asset through the period of the lease and (iii) the Group has the right to direct the use of the asset.

The right-of-use assets are initially recognized at cost, which comprises the initial amount of the lease liability (at present value) adjusted for any lease payments made at or prior to the commencement date of the lease plus any initial direct costs less any lease incentives (at present value) except for leases with a term of twelve months or less (short-term leases) and low value leases. For these short-term and low value leases, the Group recognizes the lease payments as an operating expense. Lease of items such as IT Assets (tablets, personal computers, mobiles, POS machines etc.), small items of office furniture etc. are treated as low value.

The lease liability is initially measured at amortized cost at the present value of the future lease payments. The lease payments are discounted using the Corporation and its subsidiaries respective incremental borrowing rate computed on periodic basis based on lease term. Lease liabilities are re-measured with a corresponding adjustment to the related right of use asset if the Group changes its assessment, whether it will exercise an extension or a termination option.

Right-of-use assets are depreciated over the lease term on systematic basis and Interest on lease liability is charged to statement of profit and loss as Finance cost.

The Group has elected not to apply Ind AS 116 “Leases” to Intangible assets.

### **1.10.2. As a Lessor**

A lessor shall classify each of its leases as either an operating lease or a finance lease.

#### **1.10.2.1. Finance leases**

A lease is classified as a finance lease if it transfers substantially all the risks and rewards incidental to ownership of an underlying asset.

Group shall recognise assets held under a finance lease in its balance sheet and present them as a receivable at an amount equal to the net investment in the lease.

#### **1.10.2.2. Operating leases**

A lease is classified as an operating lease if it does not transfer substantially all the risks and rewards incidental to ownership of an underlying asset.

Group shall recognise lease payments from operating leases as income on systematic basis in the pattern in which benefit from the use of the underlying asset is diminished.

## **1.11. Impairment of Non-financial Assets**

**1.11.1.** Non-financial assets other than inventories, deferred tax assets and non-current assets classified as held for sale are reviewed at each Balance Sheet date to determine whether there is any indication of impairment. If any such indication exists, or when annual impairment testing for an asset is required, the Group estimates the asset's recoverable amount. The recoverable amount is the higher of the asset's or Cash-Generating Units' (CGU) fair value less costs of disposal and its value in use. Recoverable amount is determined for an individual asset, unless the asset does not generate cash inflows that are largely independent of those from other assets or groups of assets.



- 1.11.2.** Goodwill arising from business combination is allocated to CGUs or groups of CGUs that are expected to benefit from the synergies of the combination.
- 1.11.3.** When the carrying amount of an asset or CGU exceeds its recoverable amount, the asset is considered impaired and is written down to its recoverable amount.

## **1.12. Inventories**

- 1.12.1.** Inventories are stated at cost or net realisable value, whichever is lower. Cost of inventories comprises of expenditure incurred in the normal course of business in bringing inventories to their present location including appropriate overheads apportioned on a reasonable and consistent basis and are determined on the following basis:
- Crude oil, traded goods and finished products other than lubricants are determined on First in First out basis.
  - Other raw materials, packages, lubricants and stores and spares are determined on weighted average basis.
  - The cost of Work in Progress is determined at raw material cost plus cost of conversion.
- 1.12.2.** Customs duty on Raw materials/Finished goods lying in bonded warehouse are provided for at the applicable rates except where liability to pay duty is transferred to consignee.
- 1.12.3.** Excise duty on finished stocks lying at manufacturing locations is provided for at the assessable value applicable at each of the locations based on end use.
- 1.12.4.** The net realisable value of finished goods and stock in trade are based on the inter-company transfer prices and final selling prices (applicable at the location of stock) for sale to oil marketing companies and retail consumers respectively. For the purpose of stock valuation, the proportion of sales to oil marketing companies and retail consumers are determined on all India basis and considered for stock valuation at all locations.
- 1.12.5.** Raw Materials held for use in the production of finished goods are not written down below cost except in cases where raw material prices have declined and it is estimated that the cost of the finished goods will exceed their net realisable value.
- 1.12.6.** Obsolete, slow moving, surplus and defective stocks are identified at the time of physical verification of stocks and where necessary, provision is made for such stocks.
- 1.12.7.** In case of BPRL, finished goods of Crude Oil are valued at Cost or Net realisable value, whichever is lower. Cost of finished goods is determined based on direct cost and directly attributable services cost including depreciation and depletion. The value of such inventories includes royalty (wherever applicable). Cost of inventories other than finished goods, includes expenditure incurred in the normal course of business in bringing inventories to their present location.

## **1.13. Revenue Recognition**

### **1.13.1. Sale of goods**

Revenue from the sale of goods is recognised when the performance obligation is satisfied by transferring the related goods to the customer. The performance obligation is considered to be satisfied when the customer obtains control of the goods.

Revenue from the sale of goods includes excise duty and is measured at the transaction price received or receivable (after including transaction price allocations related to arrangements involving more than one performance obligation), net of returns, taxes or duties collected on behalf of the Government and applicable trade discounts or rebates.

Revenue is allocated between loyalty programmes and other components of the sale. The amount allocated to the loyalty programme is deferred, and is recognised as revenue when the Corporation has fulfilled its obligation to supply the products under the terms of the programme.

Any upfront fees earned by the Corporation with no identifiable performance obligation are recognized as revenue on a systematic basis over the period of the Contract.

Where the Corporation acts as an agent on behalf of a third party, the associated income is recognised on a net basis.

Claims in respect of subsidy on LPG and SKO, from Government of India are booked on in principle acceptance thereof on the basis of available instructions / clarifications, subject to final adjustments as stipulated.

In case of BPRL, income from the sale of crude oil and gas produced from the block until the start of commercial production is adjusted against the cost of such block.

In case of BPRL, any retrospective revision in prices of crude oil and gas is accounted for in the year of such revision.

### **1.13.2. Construction contracts**

Revenue from Construction contracts arise from the service concession arrangements entered into by the Group and certain arrangements involving construction of specific assets as part of arrangements involving more than one performance obligation.

Contract revenue includes the amount agreed in the contract to the extent that it is probable that they will result in revenue and can be measured reliably.

Based on an assessment of the terms of such contracts, the contract revenue is recognised in the Consolidated Statement of Profit and Loss based on the percentage of completion method.

The stage of completion is assessed with reference to the proportion of actual cost incurred as compared to the total estimated cost of the related contract.

Contract expenses are recognised as incurred unless they create an asset relating to future contract activity. An expected loss on a contract is recognised immediately in the Consolidated Statement of Profit and Loss.

**1.13.3.** Interest income is recognized using effective interest rate (EIR) method.

**1.13.4.** Dividend is recognized when right to receive the payment is established, it is probable that the economic benefits associated with the dividend will flow to the entity and the amount of dividend can be measured reliably.

**1.13.5.** Income from sale of scrap is accounted for on realization.

**1.13.6.** In case of the Corporation, claims other than subsidy claims on LPG and SKO, from Government of India are booked when there is a reasonable certainty of recovery.

## **1.14. Classification of Income / Expenses**

**1.14.1.** Income / expenditure (net) in aggregate pertaining to prior year(s) above the threshold limits are corrected retrospectively in the first set of Financial Statements approved for issue after their discovery by restating the comparative amounts and / or restating the opening Balance Sheet for the earliest prior period presented.

**1.14.2.** Prepaid expenses upto threshold limits in each case, are charged to revenue as and when incurred.

**1.14.3.** Deposits placed with Government agencies / local authorities which are perpetual in nature are charged to revenue in the year of payment.

## **1.15. Employee Benefits**

### **1.15.1. Short-term employee benefits**

Short-term employee benefits are recognized as an expense at an undiscounted amount in the Consolidated Statement of Profit and Loss of the year in which the related services are rendered.

### 1.15.2. Post-employment benefits

#### Defined Contribution Plans:

Obligations for contributions to defined contribution plans such as pension are recognized as an expense in the Consolidated Statement of Profit and Loss as the related service is provided. Prepaid contributions are recognized as an asset to the extent that a cash refund or a set-off in future payments is available.

#### Defined Benefit Plans:

The net obligation in respect of defined benefit plans such as gratuity, other post-employment benefits etc., is calculated separately for each plan by estimating the amount of future benefit that the employees have earned in the current and prior periods, discounting that amount and deducting the fair value of any plan assets.

The calculation of defined benefit obligation is performed at each reporting period end by a qualified actuary using the projected unit credit method. When the calculation results in a potential asset for the entity, the recognized asset is limited to the present value of the economic benefits available in the form of any future refunds from the plan or reductions in future contributions to the plan.

The current service cost of the defined benefit plan, recognized in the Consolidated Statement of Profit and Loss as part of employee benefit expense, reflects the increase in the defined benefit obligation resulting from employee service in the current year, benefit changes, curtailments and settlements. Past service costs are recognized immediately in the Consolidated Statement of Profit and Loss. The net interest is calculated by applying the discount rate to the net balance of the defined benefit obligation and the fair value of plan assets. This net interest is included in employee benefit expense in the Consolidated Statement of Profit and Loss.

Re-measurements which comprise of actuarial gains and losses, the return on plan assets (excluding amounts included in the net interest on the net defined benefit liability (asset)) and the effect of the asset ceiling (if any, excluding amounts included in the net interest on the net defined benefit liability (asset)), are recognized in other comprehensive income.

### 1.15.3. Other long-term employee benefits

Liability towards other long term employee benefits - leave encashment and long service awards etc., are determined on actuarial valuation by qualified actuary by using Projected Unit Credit method.

The current service cost of other long terms employee benefits, recognized in the Consolidated Statement of Profit and Loss as part of employee benefit expense, reflects the increase in the obligation resulting from employee service in the current year, benefit changes, curtailments and settlements. Past service costs are recognized immediately in the Consolidated Statement of Profit and Loss. The interest cost is calculated by applying the discount rate to the balance of the obligation. This cost is included in employee benefit expense in the Consolidated Statement of Profit and Loss. Re-measurements are recognized in the Consolidated Statement of Profit and Loss.

### 1.15.4. Termination benefits

Expenditure on account of Voluntary Retirement Scheme are charged to Consolidated Statement of Profit and Loss as and when incurred.

### 1.15.5. Employee Share Based Payments

The Corporation recognizes Equity-settled share-based payments to employees in Statement of Profit and Loss based on estimated fair value of the options on the grant date. The fair value determined at the grant date of the equity-settled share-based payments is expensed on a straight-line basis over the vesting period, based on the Corporation's estimate of equity instruments that will eventually vest, with a corresponding increase in Other Equity. At the end of each reporting period, the Corporation revises

its estimate of the number of equity instruments expected to vest. The impact of the revision of the original estimates, if any, is recognized in profit or loss such that the cumulative expense reflects the revised estimate, with a corresponding adjustment to the equity-settled employee benefits reserve.

The dilutive effect of outstanding options is reflected as additional share dilution in the computation of diluted earnings per share.

## **1.16. Foreign Currency Transactions**

### **1.16.1. Monetary items:**

Transactions in foreign currencies are initially recorded at their respective exchange rates at the date the transaction first qualifies for recognition.

Monetary assets and liabilities denominated in foreign currencies are translated at exchange rates prevailing on the reporting date.

Exchange differences arising on settlement or translation of monetary items (except for long term foreign currency monetary items outstanding as of 31<sup>st</sup> March 2016) are recognized in Consolidated Statement of Profit and Loss either as profit or loss on foreign currency transaction and translation or as borrowing costs to the extent regarded as an adjustment to borrowing costs.

The Group has elected to continue the policy adopted under Previous GAAP for accounting the foreign exchange differences arising on settlement or translation of long-term foreign currency monetary items outstanding as of 31<sup>st</sup> March 2016 i.e. foreign exchange differences arising on settlement or translation of long-term foreign currency monetary items relating to acquisition of depreciable assets are adjusted to the carrying cost of the assets and depreciated over the balance life of the asset and in other cases, if any, accumulated in “Foreign Currency Monetary Item Translation Difference Account” and amortized over the balance period of the liability.

### **1.16.2. Non - Monetary items:**

Non-monetary items that are measured in terms of historical cost in a foreign currency are translated using the exchange rates at the dates of the initial transactions.

### **1.16.3.** In case of group companies of BPRL, the results and financial position of foreign operations (none of which has the currency of a hyperinflationary economy) that have a functional currency different from the presentation currency are translated into the presentation currency as follows:

Assets and liabilities are translated at the closing rate at the date of that balance sheet.

Income and expenses are translated at average exchange rates (unless this is not a reasonable approximation of the cumulative effect of the rates prevailing on the transaction dates, in which case income and expenses are translated at the dates of the transactions), and

All resulting exchange differences are recognised in other comprehensive income. On consolidation, exchange differences arising from the translation of any net investment in foreign entities, and of borrowings and other financial instruments designated as hedges of such investments, are recognised in other comprehensive income. When a foreign operation is sold, the associated exchange differences are reclassified to profit or loss, as part of the gain or loss on sale.

Goodwill and fair value adjustments arising on the acquisition of a foreign operation are treated as assets and liabilities of the foreign operation and translated at the closing rate.

## **1.17. Government Grants**

### **1.17.1.** Government grants are recognized where there is reasonable assurance that the grant will be received and all attached conditions will be complied with.

### **1.17.2.** When the grant relates to an expense item, it is recognized in Consolidated Statement of Profit and Loss on a systematic basis over the periods that the related costs, for which it is intended to compensate, are expensed.

**1.17.3.** Government grants relating to Property, Plant and Equipment are presented as deferred income and are credited to the Consolidated Statement of Profit and Loss on a systematic and rational basis over the useful life of the asset.

### **1.18. Provisions, Contingent Liabilities and Capital Commitments**

**1.18.1.** Provisions are recognized when there is a present obligation (legal or constructive) as a result of a past event, it is probable that an outflow of resources embodying economic benefits will be required to settle the obligation and a reliable estimate can be made of the amount of the obligation.

**1.18.2.** The expenses relating to a provision is presented in the Consolidated Statement of Profit and Loss net of reimbursements, if any.

**1.18.3.** If the effect of the time value of money is material, provisions are discounted using a current pre-tax rate that reflects, when appropriate, the risks specific to the liability. When discounting is used, the increase in the provision due to the passage of time is recognized as a finance cost.

**1.18.4.** Contingent liabilities are possible obligations whose existence will only be confirmed by future events not wholly within the control of the Group, or present obligations where it is not probable that an outflow of resources will be required or the amount of the obligation cannot be measured with sufficient reliability.

**1.18.5.** Contingent liabilities are not recognized in the Financial Statements but are disclosed unless the possibility of an outflow of economic resources is considered remote.

**1.18.6.** Contingent liabilities and Capital Commitments disclosed are in respect of items which in each case are above the threshold limits.

### **1.19. Fair Value measurement**

**1.19.1.** The Group measures certain financial instruments at fair value at each reporting date.

**1.19.2.** Certain accounting policies and disclosures require the measurement of fair values, for both financial and non- financial assets and liabilities.

**1.19.3.** Fair value is the price that would be received to sell an asset or paid to transfer a liability in an orderly transaction between market participants at the measurement date in the principal or, in its absence, the most advantageous market to which the Group has access at that date. The fair value of a liability also reflects its non-performance risk.

**1.19.4.** The best estimate of the fair value of a financial instrument on initial recognition is normally the transaction price i.e. the fair value of the consideration given or received. If the Group determine that the fair value on initial recognition differs from the transaction price and the fair value is evidenced neither by a quoted price in an active market for an identical asset or liability nor based on a valuation technique that uses only data from observable markets, then the financial instrument is initially measured at fair value, adjusted to defer the difference between the fair value on initial recognition and the transaction price. Subsequently that difference is recognized in Consolidated Statement of Profit and Loss on an appropriate basis over the life of the instrument but no later than when the valuation is wholly supported by observable market data or the transaction is closed out.

**1.19.5.** While measuring the fair value of an asset or liability, the Group uses observable market data as far as possible. Fair values are categorised into different levels in a fair value hierarchy based on the inputs used in the valuation technique as follows:

- **Level 1:** quoted prices (unadjusted) in active markets for identical assets or liabilities.
- **Level 2:** inputs other than quoted prices included in Level 1 that are observable for the assets or liability, either directly (i.e. as prices) or indirectly (i.e. derived from prices)
- **Level 3:** inputs for the assets or liability that are not based on observable market data (unobservable inputs)

- 1.19.6.** When quoted price in active market for an instrument is available, the Group measure the fair value of the instrument using that price. A market is regarded as active if transactions for the asset or liability take place with sufficient frequency and volume to provide pricing information on an ongoing basis.
- 1.19.7.** If there is no quoted price in an active market, then the Group uses a valuation technique that maximise the use of relevant observable inputs and minimise the use of unobservable inputs. The chosen valuation technique incorporates all of the factors that market participants would take into account in pricing a transaction.
- 1.19.8.** The Group regularly reviews significant unobservable inputs and valuation adjustments. If the third party information, such as broker quotes or pricing services, is used to measure fair values, then they assess the evidence obtained from the third parties to support the conclusion that these valuations meet the requirements of Ind AS, including the level in the fair value hierarchy in which the valuations should be classified.

## **1.20. Financial Assets**

### **1.20.1. Initial recognition and measurement**

Trade Receivables and debt securities issued are initially recognized when they are originated. All other financial assets are initially recognized when the Group becomes a party to the contractual provisions of the instrument. All financial assets are recognized initially at fair value plus, in the case of financial assets not recorded at fair value through profit or loss (FVTPL), transaction costs that are attributable to the acquisition of the financial asset. However, trade receivables that do not contain a significant financing component are measured at transaction price.

### **1.20.2. Subsequent measurement**

Subsequent measurement is determined with reference to the classification of the respective financial assets. Based on the business model for managing the financial assets and the contractual cash flow characteristics of the financial asset, the Group classifies financial assets as subsequently measured at amortized cost, fair value through other comprehensive income or fair value through profit and loss.

#### **Debt instruments at amortized cost**

A 'debt instrument' is measured at the amortized cost if both the following conditions are met:

The asset is held within a business model whose objective is

- To hold assets for collecting contractual cash flows, and
- Contractual terms of the asset give rise on specified dates to cash flows that are solely payments of principal and interest (SPPI) on the principal amount outstanding.

After initial measurement, such financial assets are subsequently measured at amortized cost using the effective interest rate (EIR) method. Amortized cost is calculated by taking into account any discount or premium and fees or costs that are an integral part of the EIR. The EIR amortization is included in finance income in the Consolidated Statement of Profit and Loss. The losses arising from impairment are recognized in the Consolidated Statement of Profit and Loss.

If there is revision in estimates of receipts/contractual cash flows, gross carrying amount of the financial assets are recalculated at period end as the present value of the estimated future contractual cash flows that are discounted at the financial asset's original effective interest rate due to revision in estimates of receipts. Adjustment, if any, is recognised as income or expense in Consolidated Statement of Profit and Loss.

#### **Debt instruments at Fair value through Other Comprehensive Income (FVOCI)**

A 'debt instrument' is measured at the fair value through Other Comprehensive Income if both the following conditions are met:

The asset is held within a business model whose objective is achieved by both

- collecting contractual cash flows and selling financial assets and
- contractual terms of the asset give rise on specified dates to cash flows that are SPPI on the principal amount outstanding.

After initial measurement, these assets are subsequently measured at fair value. Interest income under effective interest method, foreign exchange gains and losses and impairment losses are recognized in the Consolidated Statement of Profit and Loss. Other net gains and losses are recognized in other comprehensive Income.

### **Debt instruments at Fair value through Profit or Loss (FVTPL)**

Fair Value through Profit or Loss is a residual category for debt instruments. Any debt instrument, which does not meet the criteria for categorisation at amortized cost or as FVOCI, is classified as FVTPL.

After initial measurement, any fair value changes including any interest income, foreign exchange gain and losses, impairment losses and other net gains and losses are recognized in the Consolidated Statement of Profit and Loss separately.

### **Equity investments**

All equity investments within the scope of Ind-AS 109 are measured at fair value. Such equity instruments which are held for trading are classified as FVTPL. For all other such equity instruments, the Group decides to classify the same either as FVOCI or FVTPL. They make such election on an instrument-by-instrument basis. The classification is made on initial recognition and is irrevocable.

For equity instruments classified as FVOCI, all fair value changes on the instrument, excluding dividends, are recognized in Other Comprehensive Income (OCI). Dividends on such equity instruments are recognized in the Consolidated Statement of Profit and Loss.

Equity instruments included within the FVTPL category are measured at fair value with all changes recognized in the Consolidated Statement of Profit and Loss.

#### **1.20.3. De-recognition**

A financial asset (or, where applicable, a part of a financial asset or part of a group of similar financial assets) is primarily derecognized (i.e. removed from the entity's Balance Sheet) when

The rights to receive cash flows from the asset have expired, or

The rights to receive cash flows from the asset is transferred or has assumed an obligation to pay the received cash flows in full without material delay to a third party under a 'pass-through' arrangement; and either:

- The risks and rewards of the asset has been transferred substantially, or
- The risk and rewards of the asset are neither transferred nor retained, but the control of the asset is transferred.

On de-recognition, any gains or losses on all debt instruments (other than debt instruments measured at FVOCI) and equity instruments (measured at FVTPL) are recognized in the Consolidated Statement of Profit and Loss. Gains and losses in respect of debt instruments measured at FVOCI and that are accumulated in OCI are reclassified to profit or loss on de-recognition. Gains or losses on equity instruments measured at FVOCI that are recognized and accumulated in OCI are not reclassified to profit or loss on de-recognition.

#### **1.20.4. Impairment of financial assets**

In accordance with Ind AS 109, the Group applies Expected Credit Loss ("ECL") model for measurement and recognition of impairment loss on the financial assets measured at amortized cost and debt instruments measured at FVOCI.

Loss allowances on receivables from customers are measured following the 'simplified approach' at an amount equal to the lifetime ECL at each reporting date. In respect of other financial assets such as loan to LPG Consumers, debt securities and bank balances, the loss allowance is measured at 12 month ECL only if there is no significant deterioration in the credit risk since initial recognition of the asset or asset is determined to have a low credit risk at the reporting date.

## 1.21. Financial Liabilities

### 1.21.1. Initial recognition and measurement

Financial liabilities are initially recognized when the Group becomes a party to the contractual provisions of the instrument.

Financial liability is initially measured at fair value minus, for an item not at fair value through profit and loss, transaction costs that are directly attributable to its acquisition or issue.

### 1.21.2. Subsequent measurement

Subsequent measurement is determined with reference to the classification of the respective financial liabilities.

#### Financial Liabilities at Fair Value through Profit or Loss (FVTPL)

A financial liability is classified as at Fair Value through Profit or Loss (FVTPL) if it is classified as held-for-trading or is designated as such on initial recognition. Financial liabilities at FVTPL are measured at fair value and changes therein, including any interest expense, are recognized in Consolidated Statement of Profit and Loss.

#### Financial Liabilities at amortized cost

After initial recognition, financial liabilities other than those which are classified as FVTPL are subsequently measured at amortized cost using the effective interest rate ("EIR") method.

Amortized cost is calculated by taking into account any discount or premium and fees or costs that are an integral part of the EIR. The amortization done using the EIR method is included as finance costs in the Consolidated Statement of Profit and Loss.

### 1.21.3. De-recognition

A financial liability is derecognized when the obligation under the liability is discharged or cancelled or expires. When an existing financial liability is replaced by another from the same lender on substantially different terms, or the terms of an existing liability are substantially modified, such an exchange or modification is treated as the de-recognition of the original liability and the recognition of a new liability. The difference in the respective carrying amounts is recognized in the Consolidated Statement of Profit and Loss.

## 1.22. Financial guarantees

Financial guarantee contracts are those contracts that require a payment to be made to reimburse the holder for a loss it incurs because the specified debtor fails to make a payment when due in accordance with the terms of the debt instrument. Financial guarantee contracts are recognized initially as a liability at fair value, adjusted for transaction costs that are directly attributable to the issuance of the guarantee. Subsequently, the liability is measured at the higher of the amount of loss allowance determined as per impairment requirements of Ind AS 109 and the fair value initially recognized less cumulative amortization.

## 1.23. Derivative financial instruments

The Group uses derivative financial instruments to manage the commodity price risk and exposure on account of fluctuation in interest rate and foreign exchange rates. Such derivative financial instruments are initially recognized at fair value on the date on which a derivative contract is entered into and are subsequently measured



at fair value with the changes being recognized in the Consolidated Statement of Profit and Loss. Derivatives are carried as financial assets when the fair value is positive and as financial liabilities when the fair value is negative.

The fair valuation gains or losses on foreign currency derivatives measured at FVTPL are grouped along with Gain or loss on foreign currency transactions and translations and presented under “Other Income” or “Other expenses”, as the case may be, since these derivatives constitute hedges from an economic perspective and may not qualify for hedge accounting under Ind AS 109.

#### **1.24. Embedded derivatives**

If the hybrid contract contains a host that is a financial asset within the scope of Ind-AS 109, the classification requirements contained in Ind AS 109 are applied to the entire hybrid contract. Derivatives embedded in all other host contracts, including financial liabilities are accounted for as separate derivatives and recorded at fair value if their economic characteristics and risks are not closely related to those of the host contracts and the host contracts are not held for trading or designated at fair value through profit and loss. These embedded derivatives are measured at fair value with changes in fair value recognized in Consolidated Statement of Profit and Loss, unless designated as effective hedging instruments. Reassessment only occurs if there is a change in the terms of the contract that significantly modifies the cash flows.

#### **1.25. Offsetting of financial instruments**

Financial assets and financial liabilities are offset and the net amount is reported in the Balance Sheet, if there is a currently enforceable legal right to offset the recognized amounts and there is an intention to settle on a net basis, or to realise the assets and settle the liabilities simultaneously.

#### **1.26. Taxes on Income**

##### **1.26.1. Current Tax**

Income tax Assets and liabilities are measured at the amount expected to be recovered from or paid to the taxation authorities. The tax rates and tax laws used to compute the amount are those that are enacted or substantively enacted, by the end of reporting period.

Current Tax items are recognized in correlation to the underlying transaction either in the Consolidated Statement of Profit and Loss, other comprehensive income or directly in equity.

##### **1.26.2. Deferred tax**

Deferred tax liabilities are recognized for all taxable temporary differences.

Deferred tax assets are recognized for all deductible temporary differences, the carry forward of unused tax credits and any unused tax losses. Deferred tax assets are recognized to the extent that it is probable that taxable profit will be available against which the deductible temporary differences, and the carry forward of unused tax credits and unused tax losses can be utilised.

The carrying amount of deferred tax assets is reviewed at each reporting date and reduced to the extent that it is no longer probable that sufficient taxable profit will be available to allow all or part of the deferred tax asset to be utilised. Unrecognized deferred tax assets are re-assessed at each reporting date and are recognized to the extent that it has become probable that future taxable profits will allow the deferred tax asset to be recovered.

Deferred tax assets and liabilities are measured at the tax rates that are expected to apply in the year when the asset is realised or the liability is settled, based on tax rates and tax laws that have been enacted or substantively enacted at the reporting date.

Deferred Tax items are recognized in correlation to the underlying transaction either in the Consolidated Statement of Profit and Loss, other comprehensive income or directly in equity.

Deferred tax assets and deferred tax liabilities are offset if a legally enforceable right exists to set off current tax assets against current tax liabilities and the deferred taxes relate to the same taxable entity and the same taxation authority.

Deferred tax is not recognized for

- Temporary differences related to investments in subsidiaries and joint ventures to the extent that the Group is able to control the timing of the reversal of the temporary differences and it is probable that they will not reverse in the foreseeable future.
- Taxable temporary differences arising on the initial recognition of goodwill.

### **1.27. Earnings per share**

**1.27.1.** Basic earnings per share are calculated by dividing the profit or loss for the period attributable to equity shareholders (after deducting preference dividends, if any, and attributable taxes) by the weighted average number of equity shares outstanding during the period.

**1.27.2.** For the purpose of calculating diluted earnings per share, the profit or loss for the period attributable to equity shareholders and the weighted average number of shares outstanding during the period are adjusted for the effect of all dilutive potential equity shares.

### **1.28. Classification of Assets and Liabilities as Current and Non-Current:**

All assets and liabilities are classified as current or non-current as per the normal operating cycle (considered as 12 months) and other criteria set out in Schedule III of the Act.

### **1.29. Cash and Cash equivalents**

Cash and cash equivalents in the Balance Sheet include cash at bank, cash, cheque, draft on hand and demand deposits with an original maturity of less than three months, which are subject to an insignificant risk of changes in value.

For the purpose of Consolidated Statement of Cash Flows, Cash and cash equivalents include cash at bank, cash, cheques and drafts on hand, net of outstanding bank overdrafts as they are considered an integral part of the Corporation's cash management. The Group considers all highly liquid investments with a remaining maturity at the date of purchase of three months or less and that are readily convertible to known amounts of cash to be cash equivalents.

### **1.30. Cash Flows**

Cash flows are reported using the indirect method, where by net profit before tax is adjusted for the effects of transactions of a non-cash nature, any deferrals or accruals of past or future operating cash receipts or payments and item of income or expenses associated with investing or financing cash flows. The cash flows from operating, investing and financing activities are segregated.

### **1.31. Joint Operations in case of BPRL**

BPRL has Joint arrangement in the nature of Production Sharing Contracts (PSC) with the Government of respective countries and/or various bodies corporate for exploration, development and production activities.

The income, expenditure, assets and liabilities of the Joint operations are merged on a line-by- line basis according to the participating interest with the similar items in the Financial Statements of BPRL.

### **1.32. Depletion**

In case of BPRL, Depletion charge is calculated on the capitalised cost according to the Unit of Production Method. The Depletion Charge or The Unit of Production (UOP) charge for all costs within a cost centre is calculated by multiplying the UOP rate with the production for the period. The UOP rate for computing depreciation charge for the acquisition cost within a field is arrived at by dividing the acquisition cost of the field by the Proved Oil and Gas Reserves and for all other capitalised costs, by dividing the depreciation base of the cost centre by the Proved Developed Oil and Gas Reserves. The depreciation base of a cost centre includes the gross block of the cost centre and estimated site restoration expenditure and is reduced by the accumulated depreciation and accumulated impairment charge of the cost centre. The estimates of proved reserves used are based on the latest technical assessment available with the Group.

### 1.33. Oil and natural gas producing activities in case of BPRL

**1.33.1.** BPRL follows the accounting policy as explained below for its oil and natural gas exploration and production activities.

- i. Acquisition costs such as costs incurred to purchase, lease or otherwise acquire a property or mineral right proved or unproved are capitalised. Any pre-acquisition costs are expensed as and when incurred.
- ii. All costs which are directly attributable to the exploration and evaluation activities of oil and gas are capitalised as Exploratory Wells-in-Progress under “intangible assets under development”. General and administrative costs are included in the exploration and evaluation cost only to the extent that those costs can be directly attributable to the related exploration and evaluation assets. In all other cases, these costs are expensed as incurred.
- iii. BPRL classifies the acquisition costs, exploration and evaluation assets as tangible asset or intangible asset according to the nature of assets acquired.
- iv. Once the technical feasibility and commercial viability of extracting oil and gas are determinable, exploration and evaluation assets are classified as Development Wells-in-Progress under “intangible assets under development”. Exploration and evaluation asset is assessed for impairment, and impairment loss if any, is recognized, before such reclassification. Subsequent development costs including costs incurred for production facilities are capitalised as and when incurred as intangible assets under development or intangible assets as the case may be.
- v. When a well within a block or cost centre is ready to commence commercial production, the capitalised costs referred above are reclassified as intangible assets. The cost centre is not normally smaller than a country, except, where warranted by a major difference in economic, fiscal or other factors in the country.
- vi. When a block or cost centre is relinquished, the accumulated cost is charged off as an expense in the said year.
- vii. BPRL capitalises the obligations for removal and restoration that are incurred during a particular period as a consequence of having undertaken the exploration for and evaluation of mineral resources and the amount of provision required to be created for subsequent abandonment as part of Property, Plant and Equipment or Intangible Assets, as the case may be. The provision for estimated abandonment costs is made at current prices considering the environment and social obligations, terms of mining lease agreement, industry practice, etc. Where the effect of the time value of money is material, the amount of the provision is the present value of the expenditures expected to be required to settle the obligation. The discount rate (or rates) is pre-tax rate (or rates) that reflect current market assessments of the time value of money and the risks specific to the liability. Where there is an uncertainty of timing on the incurrence of the expenditure, time value of money is not considered while providing for the obligations. Changes in the measurement of existing abandonment costs that result from changes in the estimated timing or amount of the outflow of resources embodying economic benefits required to settle the obligation or a change in the discount rate is added to, or deducted from the related field in the current period and is considered for necessary depletion (depreciation) prospectively. The change in the estimated provision due to the periodic unwinding of the discount is recognized in the Consolidated Statement of Profit and Loss as it occurs.
- viii. Exploration and evaluation assets are assessed for impairment when facts and circumstances suggest that the carrying amount of an exploration and evaluation asset may exceed its recoverable amount. The Impairment test is performed in accordance with the procedures given in para 1.11 for impairment of non-financial assets. Impairment loss, if any is recognized as an expense.

- ix. BPRL allocates exploration and evaluation assets to cash generating units or group of cash generating units for the purpose of assessing such assets for impairment.
- x. Gain or loss on sale of interest in a joint operation, is recognized in the Statement of Profit and Loss, except that no gain is recognized at the time of such sale if substantial uncertainty exists about the recovery of the costs applicable to the retained interest or if the Group has substantial obligation for future performance. The gain in such situation is treated as recovery of cost related to that joint operation.

**1.34. The Group has adopted materiality threshold limits in the preparation and presentation of Financial Statements as given below:**

Threshold Item	Accounting Policy Reference	Unit	Threshold Limit Value
Allocation of other expenses to projects costing in each case	1.4.3	₹ Crores	5
Expenditure on certain items of Property, Plant and Equipment charged to revenue in each case	1.4.6	₹	1,000
Capitalisation of spare parts meeting the definition of Property, Plant and Equipment in each case	1.4.7	₹ Lakhs	10
GST on common capital goods per item per month	1.4.10	₹ Lakhs	5
Depreciation at 100 percent in the year of acquisition except LPG Cylinders and Pressure Regulators	1.5.6	₹	5,000
Expenditure incurred for creating / acquiring other intangible assets in each case	1.6.2.5	₹ Lakhs	50
Income / expenditure (net) in aggregate pertaining to prior year(s)	1.14.1	₹ Crores	150
Prepaid expenses in each case	1.14.2	₹ Lakhs	5
Disclosure of Contingent liabilities and Capital Commitments in each case	1.18.6	₹ Lakhs	5



## NOTE 2 PROPERTY, PLANT AND EQUIPMENT (CONSOLIDATED)

₹ in Crores

Particulars	Gross Block				Depreciation			Net Carrying Amount			
	As at 01/04/2022	Additions	Other Adjustments	Reclassifications / Deductions On Account Of Retirement / Disposal	As at 31/03/2023	Up to 31/03/2022	For the year	Reclassifications / Deductions On Account Of Retirement / Disposal	Up to 31/03/2023	As at 31/03/2023	As at 31/03/2022
	Freehold Land*	2,525.97	89.78	-	3.00	2,612.75	-	-	-	-	2,612.75
Buildings including Roads*	11,591.38	1,076.51	-	57.13	12,610.76	2,711.71	591.77	38.97	3,264.51	9,346.25	8,879.67
Plant and Equipments*	43,601.03	3,029.33	617.46	803.32	46,444.50	9,609.02	2,810.44	688.17	11,731.29	34,713.21	33,992.01
Furniture and Fixtures*	1,229.08	405.26	-	13.15	1,621.19	499.53	139.67	9.80	629.40	991.79	729.55
Vehicles	82.92	9.48	-	1.18	91.22	43.66	9.90	1.89	51.67	39.55	39.26
Office Equipments*	1,588.67	238.37	-	32.15	1,794.89	935.39	216.85	31.76	1,120.48	674.41	653.28
Railway Sidings	362.09	107.15	-	0.43	468.81	109.50	27.66	0.08	137.08	331.73	252.59
Tanks and Pipelines*	17,391.31	775.24	-	23.60	18,142.95	2,555.21	718.22	22.29	3,251.14	14,891.81	14,836.10
Dispensing Pumps	3,783.91	380.76	-	28.57	4,136.10	1,155.43	218.61	21.09	1,352.95	2,783.15	2,628.48
LPG Cylinders and Allied Equipments	10,488.62	795.90	-	0.39	11,284.13	2,575.27	508.89	0.17	3,083.99	8,200.14	7,913.35
Right-of-Use Assets* (Refer Note No. 47)	10,481.80	1,802.69	-	128.91	12,155.58	1,334.75	964.84	24.02	2,275.57	9,880.01	9,147.05
<b>Total</b>	<b>1,03,126.78</b>	<b>8,710.47</b>	<b>617.46</b>	<b>1,091.83</b>	<b>1,11,362.88</b>	<b>21,529.47</b>	<b>6,206.85</b>	<b>838.24</b>	<b>26,898.08</b>	<b>84,464.80</b>	<b>81,597.31</b>
Previous Year*	80,137.02	23,428.31	236.41	674.96	1,03,126.78	16,523.30	5,263.72	257.55	21,529.47	81,597.31	

\* These include assets which are given on Operating Leases, the details thereof are included in Note No. 47.

# Previous year figures for Gross Block Additions includes ₹13,429.17 Crores on account of Business Combination (Refer Note No. 62).

## NOTE 3 CAPITAL WORK-IN-PROGRESS (CWIP) (CONSOLIDATED)

₹ in Crores

Particulars			As at 31/03/2023	As at 31/03/2022
<b>Capital work-in-progress</b>				
Property, Plant & Equipment under erection/construction			4,973.48	4,252.62
Capital stores including those lying with contractors			395.59	453.16
Capital goods-in-transit			6.49	22.48
<b>Allocation of Construction Period expenses</b>				
	<b>2022-23</b>	<b>2021-22</b>		
Opening balance	251.63	539.38		
<b>Add: Expenditure during the year</b>				
Establishment charges including Employee Benefit expenses	151.12	130.92		
Borrowing costs	8.77	23.66		
Others	11.15	26.98		
	<b>422.67</b>	<b>720.94</b>		
Less: Allocated to assets capitalized /charged off during the year	<b>(153.18)</b>	<b>(469.31)</b>		
Closing balance pending allocation			269.49	251.63
<b>Total</b>			<b>5,645.05</b>	<b>4,979.89</b>

Note: The above details are net of Provision for CWIP ₹348.56 Crores (Previous year ₹356.80 Crores)



## NOTE 4 INVESTMENT PROPERTY (CONSOLIDATED)

₹ in Crores

Particulars	Gross Block			Depreciation			Net Carrying Amount			
	As at 01/04/2022	Additions	Reclassifications / Deductions On Account Of Retirement / Disposal	As at 31/03/2023	Up to 31/03/2022	For the year	Reclassifications / Deductions On Account Of Retirement / Disposal	Up to 31/03/2023	As at 31/03/2023	As at 31/03/2022
Buildings	0.17	-	-	0.17	0.14	0.02	-	0.16	0.01	0.03
<b>Total</b>	<b>0.17</b>	<b>-</b>	<b>-</b>	<b>0.17</b>	<b>0.14</b>	<b>0.02</b>	<b>-</b>	<b>0.16</b>	<b>0.01</b>	<b>0.03</b>
Previous Year	0.17	-	-	0.17	0.12	0.02	-	0.14	0.03	

The Corporation's investment properties consists of office buildings rented out to third parties.

## Information Regarding Income and Expenditure of Investment Property

₹ in Crores

Particulars	2022-23	2021-22
Rental Income derived from Investment Properties	1.07	1.00
Less - Depreciation	(0.02)	(0.02)
<b>Profit arising from Investment Properties before other direct operating expenses</b>	<b>1.05</b>	<b>0.98</b>

The other direct operating expenses on the investment properties are not separately identifiable and the same are not likely to be material.

As at 31<sup>st</sup> March 2023 and 31<sup>st</sup> March 2022, the fair value of the property is ₹ 0.65 Crores and ₹ 0.65 Crores respectively. These fair values of the investment property are categorised as Level 2 in the fair valuation hierarchy and has been determined by external, independent property valuer (registered valuer as per Companies Act, 2013), having appropriate recognised professional qualifications and recent experience in the location and category of the property being valued.

## NOTE 5 GOODWILL & OTHER INTANGIBLE ASSETS (CONSOLIDATED)

### A. GOODWILL

₹ in Crores

Particulars	Gross Amount		Impairment		Net Carrying Amount	
	As at 01/04/2022	As at 31/03/2023	Up to 31/03/2022	For the year	As at 31/03/2023	As at 31/03/2022
Goodwill on Business Combination	1,203.98	1,203.98	-	-	1,203.98	1,203.98
<b>Total</b>	<b>1,203.98</b>	<b>1,203.98</b>	-	-	<b>1,203.98</b>	<b>1,203.98</b>
Previous Year	-	1,203.98	-	-	1,203.98	

### B. OTHER INTANGIBLE ASSETS

₹ in Crores

Particulars	Useful Life (No. of Years)	Gross Block			Amortization		Net Carrying Amount		
		As at 01/04/2022	Additions	Other Adjustments	Reclassifications / Deletions	As at 31/03/2023	Up to 31/03/2023	As at 31/03/2023	As at 31/03/2022
Right of Way	Indefinite	144.05	0.18	-	(66.12)	210.35	-	210.35	144.05
Right to Use	Upto 30	325.63	0.50	-	0.17	325.96	25.17	25.70	275.11
Service Concession Arrangements	20	63.18	-	-	-	63.18	23.53	3.70	35.95
Software/Licenses	Upto 5	168.55	18.20	-	7.72	179.03	74.94	28.28	82.79
Oil And Gas Assets		286.55	3.99	-	-	290.54	197.10	19.55	73.89
Process Licenses	Upto 5	629.91	8.24	-	-	638.15	196.99	112.92	328.24
<b>Total</b>		<b>1,617.87</b>	<b>31.11</b>	-	<b>(58.23)</b>	<b>1,707.21</b>	<b>517.73</b>	<b>190.15</b>	<b>1,006.33</b>
Previous Year <sup>#</sup>		826.28	791.97	-	0.38	1,617.87	341.74	176.02	1,100.14

<sup>#</sup> Previous year figures for Gross Block Additions includes ₹316.40 Crores on account of Business Combination [Refer Note No. 62].

## NOTE 6 INTANGIBLE ASSETS UNDER DEVELOPMENT (IAUD) (CONSOLIDATED)

₹ in Crores

Particulars	Gross Amount			Capitalization as Intangible Asset/ Deletions	As at 31/03/2023
	As at 01/04/2022	Additions	As at 31/03/2023		
Right of Way	3.52	0.35	3.54	0.33	0.33
Software / License	8.29	24.36	9.78	22.87	22.87
Process Licenses*	5.46	-	0.33	5.13	5.13
Wells in progress**	10,435.79	1,198.05	1,058.29	10,575.55	10,575.55
<b>Total</b>	<b>10,453.06</b>	<b>1,222.76</b>	<b>1,071.94</b>	<b>10,603.88</b>	<b>10,603.88</b>
Previous Year	9,500.11	1,287.71	334.76	10,453.06	

\* The above details are net of Provision for IAUD ₹53.66 Crores (Previous year: ₹53.66 Crores)

\*\* Net of provision for impairment loss of ₹2,010.34 Crores (Previous year: ₹952.05 Crores)

There are no internally generated Intangible Assets.





## ADDITIONAL INFORMATION IN RESPECT OF NOTE NOS. 2 TO 6:

- a) Freehold land includes ₹ **2.20 Crores** (Previous year ₹ 2.20 Crores) which, not being in the Corporation's possession and being under dispute, has been provided for in books of accounts.
- b) Buildings include Ownership Flats having gross block of ₹ **44.94 Crores** (Previous year ₹ 44.79 Crores) in proposed / existing co-operative societies and others.
- c) The Group has elected to continue the policy adopted under Previous GAAP for accounting the foreign exchange differences arising on settlement or translation of long-term foreign currency monetary items outstanding as of 31<sup>st</sup> March 2016 i.e. foreign exchange differences arising on settlement or translation of long-term foreign currency monetary items relating to acquisition of depreciable assets are adjusted to the carrying cost of the assets and depreciated over the balance life of the asset. Accordingly, "Other adjustments" include capitalization of foreign exchange differences (net) of ₹ **617.46 Crores** (Previous year ₹ 236.41 Crores).
- d) Additions include capitalization of borrowing costs of ₹ **0.97 Crores** (Previous year ₹ 264.83 Crores).
- e) Freehold Land, Plant and Equipment, Tanks and Pipelines, Railway Sidings, Buildings etc. jointly owned in varying extent with other Oil Companies / Railways / Port Trust: Gross Block ₹ **935.56 Crores** (Previous year ₹ 925.59 Crores), Cumulative Depreciation ₹ **163.56 Crores** (Previous year ₹ 126.59 Crores), Net Block ₹ **772.00 Crores** (Previous year ₹ 799.00 Crores).
- f) During the year, useful life of certain assets which have been constructed by the Corporation at Railway Consumer Depots have been reviewed and changed in line with terms and conditions of agreement with Railways resulting in increase in depreciation by ₹ **29.79 Crores**.
- g) Certain Long-term borrowings are secured by first charge ranking pari passu on all Property, Plant and Equipment (immovable and movable), both present and future of erstwhile Bharat Oman Refineries Limited (BORL). (Refer Note No. 25).
- h) Compensation from third parties in respect of items of Property, Plant and Equipment / Capital work in progress that were impaired, lost or given up during the year included in Consolidated Statement of Profit and Loss is ₹ **22.62 Crores** (Previous year ₹ 3.49 Crores).
- i) Gross Block Reclassifications / Deductions on account of Retirement / Disposal includes:
- i) On account of retirement / disposal during the year ₹ **864.82 Crores** (Previous year ₹ 603.68 Crores)
  - ii) Assets classified as held for sale ₹ **106.66 Crores** (Previous year ₹ 39.49 Crores)
  - iii) Decapitalization of ₹ **62.80 Crores** (Previous year ₹ 33.86 Crores)
  - iv) Deduction on account of reclassifications during the year ₹ **0.68 Crores** (Previous year ₹ 1.69 Crores).
- j) Depreciation and amortization for the year is ₹ **6,397.02 Crores** (Previous year ₹ 5,439.76 Crores) from which, after reducing:
- i) Depreciation on decapitalization of ₹ **11.36 Crores** (Previous year ₹ 4.62 Crores) and
  - ii) Depreciation on reclassification of assets of ₹ **16.84 Crores** (Previous year ₹ 0.79 Crores), the Net Depreciation and amortization for the year charged to Consolidated Statement of Profit and Loss is ₹ **6,368.82 Crores** (Previous year ₹ 5,434.35 Crores).
- k) Deduction from accumulated depreciation on account of retirement / disposal / reclassifications during the year is ₹ **845.24 Crores** (Previous year ₹ 257.58 Crores).
- l) The Group has assessed the useful life of Right of Way as indefinite where the same is perpetual in nature.

- m) During the year, Right of Way (upto 99 years) has been reclassified from Other intangible assets to Property, Plant and Equipment (Right of use assets) considering land taken on Right of Way basis as an identified asset for the purpose of Ind AS 116 Leases.
- n) The Residual value of LPG cylinders and Pressure Regulators (other than Composite LPG Cylinders) have been estimated at 25% of the original cost (Previous Year at 15% of the original cost) based on the historical experience and internal technical assessment. The change in residual value has resulted in decrease in depreciation by ₹ **103.82 Crores** for FY 2022-23 and similar impact in future years over remaining useful life.
- o) In case of Bharat PetroResources Limited (BPRL), considering the evolution of the security situation in the north of the Cabo Delgado province in Mozambique, the Operator (i.e. Total E & P Mozambique Area 1 Limitada) has declared Force Majeure on 22<sup>nd</sup> April 2021. Currently, the Project remains in preservation mode/temporarily suspended with no Project personnel on site until such time the Government of Mozambique has restored and maintained in a sustainable and verifiable manner the peace, security and stability in the Cabo Delgado Province. There are certain incremental cost related to the suspension and Force Majeure pertaining to the above project which are abnormal costs and not an integral part of bringing the asset into the working condition. Accordingly, these costs amounting to ₹ **186.98 Crores** (Previous year: ₹ 345.10 Crores) incurred during the year have been charged off to Consolidated Statement of Profit and Loss.

p) Ageing of Capital work in Progress (CWIP) is as follows:

As at 31<sup>st</sup> March 2023

₹ in Crores

CWIP	Amount in CWIP for a period of				TOTAL
	Less than 1 year	1 - 2 years	2 - 3 Years	More than 3 years	
Projects in progress	2,976.21	1,387.52	594.95	666.91	5,625.59
Projects temporarily suspended	14.24	1.83	0.28	3.11	19.46
<b>Total</b>	<b>2,990.45</b>	<b>1,389.35</b>	<b>595.23</b>	<b>670.02</b>	<b>5,645.05</b>

As at 31<sup>st</sup> March 2022

₹ in Crores

CWIP	Amount in CWIP for a period of				TOTAL
	Less than 1 year	1 - 2 years	2 - 3 Years	More than 3 years	
Projects in progress	2,955.79	1,026.63	659.29	312.58	4,954.29
Projects temporarily suspended	0.53	12.34	4.63	8.10	25.60
<b>Total</b>	<b>2,956.32</b>	<b>1,038.97</b>	<b>663.92</b>	<b>320.68</b>	<b>4,979.89</b>

q) Ageing of Intangible assets under development (IAUD) is as follows:

As at 31<sup>st</sup> March 2023

₹ in Crores

IAUD	Amount in IAUD for a period of				TOTAL
	Less than 1 year	1 - 2 years	2 - 3 Years	More than 3 years	
Projects in progress	46.25	11.83	7.34	23.21	88.63
Projects temporarily suspended	116.32	1,196.20	1,845.05	7,357.68	10,515.25
<b>Total</b>	<b>162.57</b>	<b>1,208.03</b>	<b>1,852.39</b>	<b>7,380.89</b>	<b>10,603.88</b>

As at 31<sup>st</sup> March 2022

₹ in Crores

IAUD	Amount in IAUD for a period of				TOTAL
	Less than 1 year	1 - 2 years	2 - 3 Years	More than 3 years	
Projects in progress	23.01	7.43	6.65	17.04	54.13
Projects temporarily suspended	1,196.20	1,845.05	2,003.23	5,354.45	10,398.93
<b>Total</b>	<b>1,219.21</b>	<b>1,852.48</b>	<b>2,009.88</b>	<b>5,371.49</b>	<b>10,453.06</b>

- r) For Capital work in progress (CWIP), whose completion is overdue or has exceeded its cost compared to its original plan, CWIP completion schedule is as follows:

**CWIP as at 31<sup>st</sup> March 2023**

₹ in Crores

Particulars	Project Name	To be completed in			
		Less than 1 year	1 - 2 years	2 - 3 Years	More than 3 years
Projects in progress	Setting Up Polypropylene at Rasayani & Petro Resid Fluidized Catalytic Cracker at Mumbai Refinery	290.76	-	-	-
Projects in progress	Turnaround for Hydro Cracker Unit /Diesel Hydro Treater unit at Bina Refinery	147.21	-	-	-
Projects in progress	Others	402.43	29.45	58.45	-
Projects temporarily suspended	Others	9.12	0.21	-	0.11

**CWIP as at 31<sup>st</sup> March 2022**

₹ in Crores

Particulars	Project Name	To be completed in			
		Less than 1 year	1 - 2 years	2 - 3 Years	More than 3 years
Projects in progress	Installation of New Kerosene Hydrotreater (KHT)	367.99			
Projects in progress	Krishnapatnam Coastal Terminal	277.30			
Projects in progress	Enhancing Production of Lube Base Stock (LOBS)	231.73			
Projects in progress	POL Depot at Bokaro	129.00			
Projects in progress	Others	481.47	33.92	0.69	1.00
Projects temporarily suspended	Others	1.11	3.50	-	0.06

- s) For Intangible assets under development (IAUD), whose completion is overdue or has exceeded its cost compared to its original plan, IAUD completion schedule is as follows:

**IAUD as at 31<sup>st</sup> March 2023**

₹ in Crores

Particulars	Project Name	To be completed in			
		Less than 1 year	1 - 2 years	2 - 3 Years	More than 3 years
Projects in progress	Others	4.25	-	-	-

**IAUD as at 31<sup>st</sup> March 2022**

₹ in Crores

Particulars	Project Name	To be completed in			
		Less than 1 year	1 - 2 years	2 - 3 Years	More than 3 years
Projects in progress	Others	0.04	0.11	-	-

## BHARAT PETROLEUM CORPORATION LIMITED

### NOTE 7 INVESTMENTS ACCOUNTED FOR USING EQUITY METHOD (CONSOLIDATED)

#### Information of interest of the Corporation in its Equity Accounted Investees:

		₹ in Crores	
	Note reference	31/03/2023	31/03/2022
Interest in Associates	See Note (A) below	4,578.23	4,352.15
Interest in Joint Ventures	See Note (B) below	17,122.42	14,063.34
<b>Investment accounted for using equity method</b>		<b>21,700.65</b>	<b>18,415.49</b>

#### [A] Interest in Associates

##### (I) List of material Associates of the Corporation

Sr No	Name	Country of Incorporation	Proportion of Ownership Interest	
			31/03/2023	31/03/2022
1	Indraprastha Gas Limited (Refer Note (i))	India	22.50%	22.50%
2	Petronet LNG Limited (Refer Note (ii))	India	12.50%	12.50%

Note (i) Indraprastha Gas Limited (IGL) was set up in December, 1998 for implementing the project for supply of Compressed Natural Gas (CNG) to the household and automobile sectors in Delhi. The paid up share capital of the Company is ₹140 crores (previous year ₹140 crores). The Corporation invested ₹31.50 crores in IGL for 22.5% stake in its equity. IGL is a listed Company with the public holding 55% of the paid up Share Capital of the Company.

Note (ii) Petronet LNG Limited (PLL) was formed in April, 1998 for importing LNG and setting up LNG terminals with facilities like jetty, storage, regasification etc. to supply Natural Gas to various industries in the country. The paid up capital of the company is ₹1500 crores (previous year ₹1500 crores). PLL was promoted by four public sector companies viz. BPCL, Indian Oil Corporation Limited (IOC), Oil and Natural Gas Limited (ONGC) and GAIL (India) Limited (GAIL). Each of the promoters holds 12.5% of the equity capital of PLL. PLL is a listed Company. The Corporation's equity investment in PLL currently stands at ₹98.75 crores.

#### Fair Value of material listed Associates

		₹ in Crores	
Sr No	Name	31/03/2023	31/03/2022
1	Indraprastha Gas Limited	6,748.89	5,870.83
2	Petronet LNG Limited	4,290.00	3,630.93

In respect of Petronet LNG Limited, the same has been classified as an associate, as the Corporation has the right to nominate a director on the Board of Directors of the company and this right allows the Corporation to participate in financial and operating policies.

The following table comprises the financial information of the Corporation's material Associates (in which corporation is having significant value of investments) and their respective carrying amount.

## NOTE 7 INVESTMENTS ACCOUNTED FOR USING EQUITY METHOD (CONSOLIDATED) [CONTD.]

₹ in Crores

31/03/2023

### Summarised financial information

	Indraprastha Gas Limited	Petronet LNG Limited
Non Current Assets	8,392.70	10,905.52
Current Assets (excluding Cash and Cash Equivalent)	4,122.29	11,784.31
Cash and Cash Equivalent	105.61	62.66
Less:		
Non Current liabilities (excluding trade and other Payables and Provisions)	426.80	4,515.41
Trade and other payables and provisions (Non-Current)	30.98	72.12
Current liabilities (excluding trade and other payables and provisions)	2,814.43	1,135.54
Trade and other payables and provisions (Current)	1,417.15	1,764.86
<b>Net Assets</b>	<b>7,931.24</b>	<b>15,264.56</b>
<b>Group's share of net assets</b>	<b>1,784.53</b>	<b>1,908.07</b>
<b>Carrying amount of Interest in Associates</b>	<b>1,784.53</b>	<b>1,908.07</b>
Revenue (including Interest Income)	15,805.93	60,422.42
Less:		
Depreciation and Amortisation	363.36	764.34
Other Expense	13,563.24	55,045.39
Finance Cost	10.59	330.51
Add: Share of Profit of Equity Accounted Investees (JV), net of tax	253.63	138.02
<b>Profit before tax</b>	<b>2,122.37</b>	<b>4,420.20</b>
Tax Expense	482.72	1,094.38
<b>Profit after tax</b>	<b>1,639.65</b>	<b>3,325.82</b>
<b>Other Comprehensive Income</b>	<b>0.55</b>	<b>(4.36)</b>
<b>Total Comprehensive Income</b>	<b>1,640.20</b>	<b>3,321.46</b>
<b>Group's share of profit</b>	<b>368.92</b>	<b>415.73</b>
<b>Group's share of OCI</b>	<b>0.13</b>	<b>(0.55)</b>
<b>Group's share of total comprehensive Income</b>	<b>369.05</b>	<b>415.18</b>
Add/(Less): Intra Group Eliminations	-	-
<b>Group's share of total comprehensive Income (after elimination)</b>	<b>369.05</b>	<b>415.18</b>
<b>Dividend received from the Associates</b>	<b>291.38</b>	<b>215.63</b>

## NOTE 7 INVESTMENTS ACCOUNTED FOR USING EQUITY METHOD (CONSOLIDATED) [CONTD.]

₹ in Crores

31/3/2022

### Summarised financial information

Non Current Assets	7,339.52	12,646.45
Current Assets (excluding cash and cash equivalent)	3,687.69	7,661.40
Cash and cash equivalent	75.00	1,053.92
Less:		
Non Current liabilities (excluding trade and other payables and provisions)	368.34	4,898.93
Trade and other payables and provisions (Non-Current)	26.75	58.01
Current liabilities (excluding trade and other payables and provisions)	251.57	1,147.62
Trade and other payables and provisions (Current)	2,869.51	1,589.12

### Net Assets

7,586.04 13,668.09

### Group's share of net assets

1,706.86 1,708.51

### Carrying amount of interest in Associates

1,706.86 1,708.51

Revenue (including Interest Income)

8,661.37 43,466.30

Less:

Depreciation and Amortisation

317.06 768.46

Other Expense

6,603.62 37,919.88

Finance Cost

13.21 317.33

Add: Share of Profit of Equity accounted investees (JV), net of tax

225.72 98.65

### Profit before tax

1,953.20 4,559.28

Tax Expense

450.93 1,121.17

### Profit after tax

1,502.27 3,438.11

### Other Comprehensive Income

1.34 (1.92)

### Total Comprehensive Income

1,503.61 3,436.19

### Group's share of profit

338.01 429.76

### Group's share of OCI

0.30 (0.24)

### Group's share of total comprehensive Income

338.31 429.52

Add/(Less): Intra Group Eliminations

- -

### Group's share of total comprehensive Income (after elimination)

338.31 429.52

### Dividend received from the Associates

56.70 196.88

### (II) Details of others Associates

₹ in Crores

#### Particulars

Aggregate carrying amount of its interest in Associates  
Share of Total Comprehensive Income from Associates during the year

31/03/2023	31/03/2022
885.63	936.78
(48.27)	(52.28)

## [B] Interest in Joint Ventures

### Details of Other Joint Ventures

₹ in Crores

#### Particulars

Aggregate carrying amount of its interest in Joint Ventures  
Share of Total Comprehensive Income from Joint Ventures during the year

31/03/2023	31/03/2022
17,122.42	14,063.34
1,832.28	767.30



## NOTE 8 OTHER INVESTMENTS (CONSOLIDATED)

₹ in Crores

Particulars	No. of Units	No. of Units	As at	As at
	As at 31/03/2023	As at 31/03/2022	31/03/2023	31/03/2022
<b>Investment in Equity Instruments Designated at Fair value through Other Comprehensive Income Equity Shares of (₹10 each (fully paid up))</b>				
<b>Quoted</b>				
Oil India Limited*	2,67,50,550	2,67,50,550	673.18	637.33
<b>Unquoted</b>				
Cochin International Airport Limited*	1,31,25,000	1,31,25,000	127.30	120.80
<b>Investment in Debentures at Amortised cost</b>				
<b>Unquoted</b>				
5% Debentures (Fully Paid up) of East India Clinic Limited	1	1	0.01	0.01
<b>Investment in Equity Instruments Designated at Fair Value through Profit or Loss</b>				
<b>Unquoted</b>				
Equity Shares of Kochi Refineries Employees Consumer Co-operative Society Limited (Fully paid up)# Value ₹ 5,000/-	500	500	#	#
Ordinary Shares (Fully paid up) of Sindhu Resettlement Corporation Limited ## Value ₹ 19,000/-	6	6	##	##
<b>Total</b>			<b>800.49</b>	<b>758.14</b>
Aggregate amount of Unquoted Securities			127.31	120.81
Aggregate amount of Quoted Securities			673.18	637.33
Market value of Quoted Securities			673.18	637.33

\*The Corporation has designated these investments at Fair Value through Other Comprehensive Income since these investments are intended to hold for long-term purposes. No such investments were disposed off during the year and accordingly, there have been no transfers of the cumulative gains or losses on these investments.



## NOTE 9 NON-CURRENT LOANS (CONSOLIDATED)

(Unsecured, considered good unless otherwise stated)

₹ in Crores

### Particulars

#### Loans to Joint Ventures

IBV (Brasil) Petroleo Ltda.

Haridwar Natural Gas Private Limited (secured)

#### Loan to Empresa Nacional de Hidrocarbonetos(Mozambique)

#### Loans to Employees (including accrued interest) (secured)

#### Loans to Others

Considered good\*

Significant increase in credit risk\*

Credit Impaired\*

Less: Loss allowance

#### Total

	As at 31/03/2023	As at 31/03/2022
IBV (Brasil) Petroleo Ltda.	2,037.28	1,897.20
Haridwar Natural Gas Private Limited (secured)	7.50	11.25
Loan to Empresa Nacional de Hidrocarbonetos(Mozambique)	1,233.08	947.63
Loans to Employees (including accrued interest) (secured)	445.46	415.62
Loans to Others		
Considered good*	658.07	714.82
Significant increase in credit risk*	49.31	48.13
Credit Impaired*	23.37	4.69
Less: Loss allowance	(118.06)	(82.72)
<b>Total</b>	<b>4,336.01</b>	<b>3,956.62</b>

\*Includes ₹ 519.27 Crores (Previous Year: ₹ 585.42 Crores) pertaining to Loans given to Consumers under Pradhan Mantri Ujjwala Yojana scheme.

## NOTE 10 OTHER FINANCIAL ASSETS (CONSOLIDATED)

(Unsecured, considered good unless otherwise stated)

₹ in Crores

### Particulars

#### Security Deposits

Considered Good

Considered Doubtful

Less : Allowance for Doubtful

#### Claims

Considered good

Considered doubtful

Less : Allowance for doubtful

#### Bank deposits with more than twelve months maturity

Considered Good \*

Considered Doubtful

Less : Allowance for doubtful

#### Advances against Equity Shares#

Kochi Salem Pipeline Private Limited

Haridwar Natural Gas Private Limited

Cochin Internation Airport Limited

Mozambique MOF Company S.A.

Mozambique LNG Marine Terminal Company S.A.

Bharat Renewable Energy Limited

Less : Allowance for doubtful

#### Total

	As at 31/03/2023	As at 31/03/2022
Considered Good	183.83	223.99
Considered Doubtful	2.27	1.67
Less : Allowance for Doubtful	(2.27)	(1.67)
Claims		
Considered good	2.08	9.27
Considered doubtful	18.96	19.22
Less : Allowance for doubtful	(18.96)	(19.22)
Bank deposits with more than twelve months maturity		
Considered Good *	7.01	23.63
Considered Doubtful	0.02	0.02
Less : Allowance for doubtful	(0.02)	(0.02)
Advances against Equity Shares#		
Kochi Salem Pipeline Private Limited	10.64	195.00
Haridwar Natural Gas Private Limited	21.38	-
Cochin Internation Airport Limited	16.41	-
Mozambique MOF Company S.A.	114.49	98.98
Mozambique LNG Marine Terminal Company S.A.	181.73	156.11
Bharat Renewable Energy Limited	0.54	0.54
Less : Allowance for doubtful	(0.54)	(0.54)
<b>Total</b>	<b>537.57</b>	<b>706.98</b>

\* Includes Deposits of ₹ 7.01 Crores (Previous Year ₹ 23.63 Crores) that have been pledged / deposited with Local Authorities.

# Advance against equity shares (pending allotment).

## NOTE 11 INCOME TAX ASSETS (NET) (CONSOLIDATED)

₹ in Crores

Particulars	As at 31/03/2023	As at 31/03/2022
Advance payment of Income Tax (Net of provision)	485.95	324.71
<b>Total</b>	<b>485.95</b>	<b>324.71</b>

## NOTE 12 OTHER NON-CURRENT ASSETS (CONSOLIDATED)

(Unsecured, considered good unless otherwise stated)

₹ in Crores

Particulars	As at 31/03/2023	As at 31/03/2022
<b>Capital advances</b>		
Considered Good	275.56	920.29
Considered Doubtful	0.28	0.06
Less : Allowance For Doubtful	(0.28)	(0.06)
<b>Advance to Associate</b>		
Petronet LNG Limited	80.00	88.30
Advance to Employee Benefit Trusts (Refer Note No. 48)	-	101.67
Prepaid expenses	279.80	302.27
<b>Claims and Deposits:</b>		
Considered good	675.76	625.10
Considered doubtful	129.18	215.58
Less : Allowance for doubtful	(129.18)	(215.58)
<b>Total</b>	<b>1,311.12</b>	<b>2,037.63</b>

## NOTE 13 INVENTORIES (CONSOLIDATED)

(Refer Note No. 1.12)

₹ in Crores

Particulars	As at 31/03/2023	As at 31/03/2022
<b>Raw Materials</b>		
[Including In transit ₹3,331.71 Crores (Previous Year ₹6,119.06 Crores)]	9,903.71	15,119.95
<b>Work-in-progress</b>	3,007.82	3,399.99
<b>Finished goods</b>	16,851.87	13,628.48
<b>Stock-in-Trade</b>		
[Including In Transit ₹2,070.47 Crores (Previous Year ₹1,449.89 Crores)]	6,762.29	8,616.27
<b>Stores and Spares</b>		
[Including In Transit ₹2.09 Crores (Previous Year ₹5.94 Crores)]	1,502.28	1,388.20
<b>Packaging material</b>	41.22	25.85
<b>Total</b>	<b>38,069.19</b>	<b>42,178.74</b>

The Write Down of Inventories to Net Realisable Value during the year amounted to ₹270.06 Crores (Previous Year: ₹1,247.04 Crores). The Reversal of Write Down during the year amounted to ₹# (Previous Year: ₹2.69 Crores) due to Increase in Net Realisable Value of the Inventories. The Write Down or Reversal of Write Down have been included under 'Cost of Materials Consumed' or 'Changes in Inventories of Finished Goods, Stock-In-Trade and Work-In-Progress' in the Consolidated Statement of Profit and Loss.

# Value ₹21,952.62.

Inventories of the Corporation pledged as collateral - Refer Note No. 30.

## NOTE 14 INVESTMENTS (CONSOLIDATED)

₹ in Crores

Particulars	As at 31/03/2023	As at 31/03/2022
<b>Investments at Fair value through Profit or Loss</b>		
<b>Quoted</b>		
<b>Investment In Government Securities of</b>		
<b>Face Value Of ₹100 each (Fully Paid up)</b>		
6.90% Oil Marketing Companies GOI Special Bonds 2026 <sup>#</sup>	877.02	911.16
7.95% Oil Marketing Companies GOI Special Bonds 2025	10.89	11.42
6.35% Oil Marketing Companies GOI Special Bonds 2024	2,097.35	2,167.89
8.20% Oil Marketing Companies GOI Special Bonds 2024	911.83	956.23
7.59% Government Stock 2026 #	380.05	395.57
<b>Total</b>	<b>4,277.14</b>	<b>4,442.27</b>

<sup>#</sup>These Securities of Face Value ₹370.00 Crores (Previous year ₹1245.00 crores) have been kept as Collateral Security with Clearing Corporation of India Limited for limits in Triparty Repo Settlement System.

₹ in Crores

Aggregate amount of Quoted Securities	4,277.14	4,442.27
Market value of Quoted Securities	4,277.14	4,442.27
Aggregate amount of Impairment in the value of investments	-	-

## NOTE 15 TRADE RECEIVABLES (CONSOLIDATED)

(Unsecured unless otherwise stated)

₹ in Crores

Particulars	As at 31/03/2023	As at 31/03/2022
Considered good*	6,955.75	9,903.78
Less : Loss allowance	(231.97)	(196.31)
<b>Total</b>	<b>6,723.78</b>	<b>9,707.47</b>

\* Includes Debts secured by Bank guarantee/Letter of Credit/Deposit ₹728.42 Crores (previous year ₹2,433.47 Crores).

Trade receivables of the Corporation pledged as collateral (Refer Note No. 30).

## NOTE 15 TRADE RECEIVABLES (CONSOLIDATED) (CONTD.)

Ageing of Trade Receivables as at 31/03/2023:

₹ in Crores

Particulars	Outstanding for following periods from the due date							Total
	Unbilled	Not due	Less than 6 months	6 months- 1 year	1-2 Years	2-3 Years	More than 3 years	
Undisputed Trade Receivables- Considered good	18.85	5,147.86	1,557.54	60.50	42.19	10.38	58.36	6,895.68
Disputed Trade Receivables - Considered good	18.45	1.22	0.42	0.63	0.82	0.69	37.84	60.07
<b>Total</b>	<b>37.30</b>	<b>5,149.08</b>	<b>1,557.96</b>	<b>61.13</b>	<b>43.01</b>	<b>11.07</b>	<b>96.20</b>	<b>6,955.75</b>

Ageing of Trade Receivables as at 31/03/2022:

₹ in Crores

Particulars	Outstanding for following periods from the due date							Total
	Unbilled	Not due	Less than 6 months	6 months- 1 year	1-2 Years	2-3 Years	More than 3 years	
Undisputed Trade Receivables- Considered good	34.42	7,089.88	2,585.59	33.11	23.26	19.78	50.49	9,836.53
Disputed Trade Receivables - Considered good	18.84	0.43	0.01	0.01	1.85	4.67	41.44	67.25
<b>Total</b>	<b>53.26</b>	<b>7,090.31</b>	<b>2,585.60</b>	<b>33.12</b>	<b>25.11</b>	<b>24.45</b>	<b>91.93</b>	<b>9,903.78</b>

## NOTE 16 CASH AND CASH EQUIVALENTS (CONSOLIDATED)

₹ in Crores

Particulars

**Balance with Banks :**

On Current Account

Deposits with banks with original maturity of less than three months

Cheques and drafts on hand

Cash on hand

**Total**

	As at 31/03/2023	As at 31/03/2022
On Current Account	511.29	734.17
Deposits with banks with original maturity of less than three months	1,785.53	1,395.85
Cheques and drafts on hand	2.04	5.56
Cash on hand	13.86	23.46
<b>Total</b>	<b>2,312.72</b>	<b>2,159.04</b>

## NOTE 17 BANK BALANCES OTHER THAN CASH AND CASH EQUIVALENTS (CONSOLIDATED)

₹ in Crores

Particulars

Fixed deposits with banks with original maturity of 3 - 12 months<sup>#</sup>

**Earmarked Balances**

Unclaimed/ Unpaid Dividend

Unspent CSR Funds

Deposits with banks with original maturity of 3-12 months<sup>^</sup>

**Total**

	As at 31/03/2023	As at 31/03/2022
Fixed deposits with banks with original maturity of 3 - 12 months <sup>#</sup>	23.82	37.59
<b>Earmarked Balances</b>		
Unclaimed/ Unpaid Dividend	31.07	33.50
Unspent CSR Funds	28.93	6.56
Deposits with banks with original maturity of 3-12 months <sup>^</sup>	177.84	-
<b>Total</b>	<b>261.66</b>	<b>77.65</b>

<sup>#</sup>Includes Deposit of ₹23.82 Crores (Previous Year ₹37.59 Crores) that has been pledged/deposited with Local Authorities/Court.

<sup>^</sup> Earmarked on account of grant received from Government of India under FAME India Scheme phase II for installation and commissioning of Electric Vehicle charging stations.

## NOTE 18 CURRENT LOANS (CONSOLIDATED)

(unsecured, considered good unless otherwise stated)

₹ in Crores

Particulars	As at 31/03/2023	As at 31/03/2022
Loans to employees (including accrued interest) (secured)	65.01	60.08
<b>Loan to Joint Venture Company</b>		
Haridwar Natural Gas Private Limited (secured)	3.75	3.75
<b>Loans to Others</b>		
Considered good*	79.22	75.35
Significant increase in credit risk*	4.68	3.62
Credit impaired*	1.79	0.26
Less : Loss Allowance	(11.81)	(7.06)
<b>Total</b>	<b>142.64</b>	<b>136.00</b>

\* Includes ₹57.85 Crores (Previous Year ₹57.13 Crores) pertaining to Loans given to consumers under Pradhan Mantri Ujjwala Yojana scheme.

## NOTE 19 OTHER FINANCIAL ASSETS (CONSOLIDATED)

(Unsecured, considered good unless otherwise stated)

₹ in Crores

Particulars	As at 31/03/2023	As at 31/03/2022
Security Deposit	5.42	13.44
<b>Bank Deposits with remaining maturity of less than twelve Months*</b>	<b>0.07</b>	–
<b>Interest accrued on bank deposits</b>		
Considered good	1.83	0.59
Considered doubtful	0.02	0.02
Less: Allowance for doubtful	(0.02)	(0.02)
Derivative Asset	18.74	11.80
<b>Receivable from Central Government / State Government</b>		
Considered good	313.93	211.92
Considered doubtful	229.65	57.94
Less: Allowance for doubtful	(229.65)	(57.94)
<b>Dues from Related Parties</b>		
Dues from Joint Venture Companies & Associates	234.32	20.25
<b>Advances and Recoverables:</b>		
Considered good	497.93	301.66
Considered doubtful	401.76	344.09
Less : Allowance for doubtful	(401.76)	(344.09)
<b>Total</b>	<b>1,072.24</b>	<b>559.66</b>

\*Includes Deposit of ₹0.07 Crores (Previous Year: NIL) that has been pledged/deposited with Local Authorities/ Court/Bank.

## NOTE 20 CURRENT TAX ASSETS (NET) (CONSOLIDATED)

₹ in Crores

### Particulars

Advance Income Tax (Net of provision for taxation)  
**Total**

As at 31/03/2023	As at 31/03/2022
969.11	894.89
<b>969.11</b>	<b>894.89</b>

## NOTE 21 OTHER CURRENT ASSETS (CONSOLIDATED)

(Unsecured, considered good unless otherwise stated)

₹ in Crores

### Particulars

#### Advances other than Capital advances

Other Advances including Prepaid expenses  
 Considered Good  
 Considered doubtful  
 Less : Allowance for doubtful

#### Advance to Associate

Petronet LNG Limited

Claims

#### Project Surplus Material

Less: Provision for Project Surplus

Recoverables on account of GST, Customs, Excise etc.

### Total

As at 31/03/2023	As at 31/03/2022
488.31	480.75
25.63	24.94
(25.63)	(24.94)
18.30	18.30
20.27	16.14
230.90	246.20
(2.63)	(0.45)
1,412.50	1,065.33
<b>2,167.65</b>	<b>1,826.27</b>

## NOTE 22 ASSETS HELD-FOR-SALE (CONSOLIDATED)

₹ in Crores

### Particulars

Assets Held-for-Sale

As at 31/03/2023	As at 31/03/2022
16.80	12.66
<b>16.80</b>	<b>12.66</b>

Non-Current Assets Held-for-Sale consist of items such as Plant and equipment, Dispensing pumps, etc. which have been identified for disposal due to replacement/ obsolescence of Assets which happens in the normal course of business. These Assets are expected to be disposed off within the next twelve months. On account of re-classification of these Assets, an Impairment loss of ₹ **31.50 Crores** during the year (Previous Year: ₹ 19.17 Crores) has been recognised in the Consolidated Statement of Profit and Loss. (Refer Note No. 43).

## NOTE 23 EQUITY SHARE CAPITAL (CONSOLIDATED)

₹ in Crores

Particulars	As at 31/03/2023	As at 31/03/2022
<b>i Authorised</b>		
11,93,50,00,000 Equity Shares (Refer Note No. 44) (Previous Year 2,63,50,00,000 Equity Shares)	<b>11,935.00</b>	2,635.00
<b>ii Issued, Subscribed and Paid-up</b>		
<b>2,16,92,52,744</b> (Previous Year 2,16,92,52,744) Equity Shares Fully Paid-Up Less - "BPCL Trust For Investment in Shares" [No. of Equity Shares <b>3,29,60,307</b> (Previous Year 3,29,60,307)] (Refer Note No. 45)	<b>2,169.25</b>	2,169.25
Less - "BPCL ESPS Trust" [No. of Equity Shares 68,36,948 (Previous Year 68,36,948)].(Refer Note No. 45)	<b>(32.96)</b>	(32.96)
	<b>(6.84)</b>	(6.84)
<b>Total</b>	<b>2,129.45</b>	2,129.45

- iii** The Corporation has only one class of shares namely equity shares having a par value of ₹ 10 per share. Each holder of equity shares is entitled to one vote per equity share. In the event of liquidation of the Corporation, the holders of Equity Shares will be entitled to receive the remaining assets of the Corporation in proportion to the number of equity shares held.

The Corporation declares and pays dividend in Indian Rupees. The final dividend, if any, proposed by the Board of Directors is subject to the approval of the Shareholders in the ensuing Annual General Meeting.

### iv Reconciliation of No. of Equity Shares

Particulars	As at 31/03/2023	As at 31/03/2022
A. Opening Balance	<b>2,16,92,52,744</b>	2,16,92,52,744
B. Shares Issued		
- Bonus Shares	-	-
C. Shares Bought Back	-	-
D. Balance at the end of the reporting period	<b>2,169,252,744</b>	2,16,92,52,744

### v Details of Shareholders holding more than 5% shares

Particulars	As at 31/03/2023		As at 31/03/2022	
	% Holding	No. of shares	% Holding	No. of shares
The President of India	<b>52.98</b>	<b>1,14,91,83,592</b>	52.98	1,14,91,83,592
Life Insurance Corporation of India	<b>9.53</b>	<b>20,68,32,188</b>	7.47	16,19,08,591

### vi Share Holding of Promoters

Shares held by the Promoters at the end of the year

Particulars	As at 31/03/2023			As at 31/03/2022		
	No. of Shares	% of total Shares	% Change during the year	No. of Shares	% of total Shares	% Change during the year
The President of India	<b>1,14,91,83,592</b>	<b>52.98</b>	-	1,14,91,83,592	52.98	-
<b>Total</b>	<b>1,14,91,83,592</b>	<b>52.98</b>	-	1,14,91,83,592	52.98	-



## NOTE 24 OTHER EQUITY (CONSOLIDATED)

Attributable to owners of the Group

₹ in Crores

Particulars	As at 31/03/2023	As at 31/03/2022
Capital Reserve	73.04	73.04
Capital Reserve on Acquisition of Subsidiaries, Joint Venture Companies and Associates	(97.45)	(97.45)
Debenture Redemption Reserve	250.00	1,335.09
Share Options Outstanding Account (Refer Note No. 52)	-	-
General Reserve	34,098.03	32,962.94
Equity Instruments through Other Comprehensive Income	184.38	147.15
Securities Premium (Refer Note No. 45)	6,356.22	6,356.22
Retained Earnings	9,374.29	8,846.99
BPCL Trust for Investment in Shares (Refer Note No. 45)	(74.39)	(74.39)
BPCL ESPS Trust (Refer Note No. 45)	(15.43)	(15.43)
Foreign Currency Translation Reserve	1,244.22	242.01
<b>Total</b>	<b>51,392.91</b>	<b>49,776.17</b>
<b>Capital Reserve</b>		
Opening balance	73.04	73.04
Additions / (Deletions) during the year	-	-
Closing balance	73.04	73.04
<b>Capital Reserve on Acquisition of Subsidiaries, JVCs and associates</b>		
Opening balance	(97.45)	(97.45)
Additions / (Deletions) during the year	-	-
Closing balance	(97.45)	(97.45)
<b>Debenture Redemption Reserve:</b>		
Opening balance	1,335.09	1,264.84
Add : Transfer from Retained Earnings	50.00	207.75
Less: Transfer to General Reserve	(1,135.09)	(137.50)
Closing balance	250.00	1,335.09
<b>Share Options Outstanding Account (Refer Note No. 52)</b>		
Opening balance	-	856.49
Additions during the year	-	77.06
Less : Transfer to Securities Premium	-	(861.49)
Less : Transfer to General Reserve	-	(72.06)
Closing balance	-	-
<b>General Reserve</b>		
Opening balance	32,962.94	29,753.38
Add : Transfer from Retained Earnings	-	3,000.00
Add : Transfer from Share Options Outstanding Account	-	72.06
Add : Transfer from Debenture Redemption Reserve	1,135.09	137.50
Closing Balance	34,098.03	32,962.94



## NOTE 24 OTHER EQUITY (CONSOLIDATED) (CONTD.)

Attributable to owners of the Group

₹ in Crores

### Particulars

#### Equity instruments through Other Comprehensive Income

	As at 31/03/2023	As at 31/03/2022
Opening Balance	147.15	(161.56)
Additions / (Deletions) during the year	37.23	308.71
Closing balance	<u>184.38</u>	<u>147.15</u>

#### Securities Premium (Refer Note No. 45)

Opening balance	6,356.22	5,351.32
Add : Transfer from Share Options Outstanding Account	-	343.39
Add: Allotment of equity Shares to employees on account of "BPCL ESPS SCHEME"	-	861.49
Less: Impact on account of change in control in BORL	-	(199.98)
Closing Balance	<u>6,356.22</u>	<u>6,356.22</u>

#### BPCL Trust for Investment in Shares : (Refer Note No. 45)

Opening Balance	(74.39)	(74.39)
Additions / (Deletions) during the year	-	-
Closing Balance	<u>(74.39)</u>	<u>(74.39)</u>

#### BPCL ESPS Trust (Refer Note No. 45)

Opening balance	(15.43)	(97.90)
Add: Allotment of equity Shares to employees on account of "BPCL ESPS SCHEME"	-	82.47
Closing balance	<u>(15.43)</u>	<u>(15.43)</u>

#### Foreign Currency Translation Reserve

Opening Balance	242.01	128.19
Additions / (Deletions) during the year	1,002.21	113.82
Closing balance	<u>1,244.22</u>	<u>242.01</u>

#### Retained Earnings :

Opening balance	8,846.99	14,466.21
Opening balance adjustment	3.54	4.67
Opening balance after the above effect	<u>8,850.53</u>	<u>14,470.88</u>



## NOTE 24 OTHER EQUITY (CONSOLIDATED) (CONTD.)

Attributable to owners of the Group

₹ in Crores

### Particulars

Add : Profit/(Loss) for the year as per Statement of Profit and Loss

Less : Remeasurements of defined benefit plans (net of tax)

Less : Transfer to Debenture Redemption Reserve

Less : Transfer to General Reserve

Less : Interim Dividends for the year: ₹NIL (Previous year : ₹10 per share)

Less : Final Dividend for FY 2021-22 ₹6 per share

(Previous year: ₹58 per share for FY 2020-21)

Add : Income from "BPCL Trust for Investment in Shares" (Refer Note No. 45)

Add : Income of "BPCL ESPS Trust" (Net of Tax)  
(Refer Note No. 45)

Add: Impact on sale of stake by one associate in its subsidiary

Add: Impact on account of change in control in BORL

**Closing Balance\*^**

**Total Other Equity attributable to owners**

	As at 31/03/2023	As at 31/03/2022
Add : Profit/(Loss) for the year as per Statement of Profit and Loss	2,131.05	11,681.50
Less : Remeasurements of defined benefit plans (net of tax)	(278.15)	(20.41)
Less : Transfer to Debenture Redemption Reserve	(50.00)	(207.75)
Less : Transfer to General Reserve	-	(3,000.00)
Less : Interim Dividends for the year: ₹NIL (Previous year : ₹10 per share)	-	(2,169.25)
Less : Final Dividend for FY 2021-22 ₹6 per share (Previous year: ₹58 per share for FY 2020-21)	(1,301.55)	(12,581.67)
Add : Income from "BPCL Trust for Investment in Shares" (Refer Note No. 45)	19.78	224.13
Add : Income of "BPCL ESPS Trust" (Net of Tax) (Refer Note No. 45)	2.63	36.06
Add: Impact on sale of stake by one associate in its subsidiary	-	213.52
Add: Impact on account of change in control in BORL	-	199.98
<b>Closing Balance*^</b>	<b>9,374.29</b>	<b>8,846.99</b>
<b>Total Other Equity attributable to owners</b>	<b>51,392.91</b>	<b>49,776.17</b>

\*The balance includes accumulated Gain/(Loss) on account of remeasurements of Defined Benefit plans (Net of Tax) as on 31<sup>st</sup> March 2023 ₹(808.41) Crores [Previous Year ₹(531.08) Crores] for the Corporation.

^Includes re-measurement gain of ₹1,720.13 Crores (Previous Year: ₹1,720.13 Crores) recognized on acquisition of Bharat Oman Refineries Limited.

## NOTE 24 OTHER EQUITY ATTRIBUTABLE TO OWNERS (CONSOLIDATED) (CONTD.)

### Nature and purpose of reserves

#### Capital Reserve

It represents capital reserve appearing in the financial statements of erstwhile Kochi Refineries Limited (KRL) transferred on amalgamation and difference between the investment made in Petronet CCK Limited (PCCKL) and the share capital received during the acquisition when the first time control is obtained.

#### Debenture Redemption Reserve

Debenture redemption reserve represents reserve created out of the profits of the Corporation available for distribution to shareholders which is utilised for redemption of debentures/bonds.

#### Share Options Outstanding Account

The Share Options Outstanding account is used to record the fair value of Equity-settled Share-based Payment transactions with Employees. The amounts recorded in Share Options Outstanding Account are transferred to Securities Premium upon exercise of Share options. In case of Share options not exercised by Employees the corresponding amounts are transferred to General Reserve.

#### General reserve

General reserve represents appropriation of retained earnings and are available for distribution to shareholders.

#### Retained Earnings

Retained Earnings (excluding accumulated balance of remeasurements of Defined Benefit Plans (Net of Tax) and re-measurement gain on acquisition of Bharat Oman Refineries Ltd) represents surplus/accumulated earnings of the Group and are available for distribution to shareholders.

#### Capital Reserve on Acquisition of Subsidiaries, Joint Venture Companies and Associates

Capital Reserve on Acquisition of subsidiaries, JVCs and associates represents capital reserve recognised on account on first time acquisition of a subsidiary and obtaining control of a Joint Venture Company.

#### Security Premium

The Amount Received in excess of the par value adjusted with additional cost of Equity Shares, if any, has been Classified as Securities Premium. The same can be utilised for issuance of Bonus Shares, Charging off Equity related expenses, etc.

#### Foreign Currency Translation Reserve

Foreign Currency Translation Reserve represents Exchange differences arising on translation of foreign operations which are recognized in other comprehensive income as described in accounting policies and accumulated in separate reserves within equity. The cumulative amount is reclassified to profit or loss when the net investment is disposed.

#### Proposed Dividends on Equity Shares not recognised by the Corporation:

₹ in Crores

Final Dividend for the year [₹4 per share (Previous year : ₹6 per share)]

#### Total

2022-23	2021-22
867.70	1,301.55
<u>867.70</u>	<u>1,301.55</u>



## NOTE 25 BORROWINGS (CONSOLIDATED)

₹ in Crores

Particulars	As at 31/03/2023		As at 31/03/2022	
	Current#	Non-Current	Current#	Non-Current
<b>Debentures &amp; Bonds</b>				
<b>Unsecured</b>				
7.69% Unsecured Non-Convertible Debentures 2023	-	-	749.94	-
5.75% Unsecured Non-Convertible Debentures 2023	<b>839.81</b>	-	-	839.54
5.85% Unsecured Non-Convertible Debentures 2023	<b>599.94</b>	-	-	599.74
8.02% Unsecured Non-Convertible Debentures 2024	<b>999.94</b>	-	-	999.87
6.11% Unsecured Non-Convertible Debentures 2025	-	<b>1,995.08</b>	-	1,995.03
6.27% Unsecured Non-Convertible Debentures 2026	-	<b>999.45</b>	-	999.29
7.58% Unsecured Non-Convertible Debentures 2026	-	<b>935.50</b>	-	-
4.625% US Dollar International Bonds 2022	-	-	3,789.15	-
4% US Dollar International Bonds 2025	-	<b>4,100.75</b>	-	3,777.46
4.375% US Dollar International Bonds 2027	-	<b>4,961.65</b>	-	4,451.97
<b>Term Loan</b>				
<b>Secured</b>				
<b>From Banks</b>				
Term Loan*	<b>650.22</b>	<b>2,185.13</b>	481.50	2,834.98
<b>From Others</b>				
Foreign Currency Loan*	-	-	64.46	276.93
<b>Unsecured</b>				
<b>From Banks</b>				
Foreign Currency Loan Syndicated	<b>6,160.00</b>	-	-	5,671.72
Term Loan	<b>2,673.34</b>	<b>25,969.99</b>	6,991.70	13,874.98
<b>From Others</b>				
Interest Free Loan from Govt. of Kerala	-	<b>40.61</b>	-	37.42
Interest Free Loan from Govt. of MP	-	<b>181.20</b>	-	-
<b>Total</b>	<b>11,923.25</b>	<b>41,369.36</b>	<b>12,076.75</b>	<b>36,358.93</b>

# Classified under Current Borrowings (Refer Note No. 30).

## NOTE 25 BORROWINGS (CONSOLIDATED) (CONTD.)

### Terms of Repayment Schedule of Long-term borrowings as at 31/03/2023:

Non-Current	Interest Rate	₹ in Crores	Maturity
Interest Free Loan from Govt. of Madhya Pradesh	-	510.00	10-Apr-37
Interest Free Loan from Govt. of Kerala	-	100.00	30-Mar-34
6.27% Unsecured Non-Convertible Debentures 2026	6.27%	1,000.00	26-Oct-26
7.58% Unsecured Non-Convertible Debentures 2026	7.58%	935.61	17-Mar-26
Term Loan From Bank	Libor+Margin	6,166.27	2026-27
4.375% US Dollar International Bonds 2027	4.375%	4,967.17	2026-27
Term Loan: PNB	Repo Based	3,000.00	27-Sep-25
Term Loan: HDFC	T-Bill Based	3,000.00	6-Sep-25
6.11% Unsecured Non-Convertible Debentures 2025	6.11%	1,995.20	6-Jul-25
4% US Dollar International Bonds 2025	4.00%	4,110.85	8-May-25
Term Loan From Bank	Libor+Margin	3,535.33	2025-26
Term Loan: Canara Bank	Repo Based	3,000.00	29-Dec-24
Term Loan: SBI	T-Bill Based	2,185.50	Quarterly repayment (30-06-2024 to 31-03-2027)
Term Loan: HDFC Bank	T-Bill Based	3.88	Quarterly repayment (30-06-2024 to 30-06-2027)
Term Loan From Bank	Libor+Margin	7,399.52	2024-25
Current	Interest Rate	₹ in Crores	Maturity
8.02% Unsecured Non-Convertible Debentures 2024	8.02%	1,000.00	11-Mar-24
Foreign Currency Loans - Syndicated ECB USD 450 Million	SOFR Based	3,699.76	11-Jan-24
5.75% Unsecured Non-Convertible Debentures 2023	5.75%	840.00	15-Dec-23
Foreign Currency Loans - Syndicated ECB USD 300 Million	Libor Based	2,466.51	5-Dec-23
5.85% Unsecured Non-Convertible Debentures 2023	5.85%	600.00	13-Jul-23
Term Loan: SBI	T-Bill Based	650.50	Quarterly repayment (30-06-2023 to 31-03-2024)
Term Loan: HDFC Bank	T-Bill Based	1.29	Quarterly repayment (30-06-2023 to 31-03-2024)

\*These loans are secured against first charge on the entire fixed assets (movable and immovable), both present and future, located at Corporation's factory site at Bina (Madhya Pradesh), Vadinar (Gujarat) and other places of erstwhile Bharat Oman Refineries Ltd.

In the Previous Year, these loans were secured against assets of erstwhile Bharat Oman Refineries Ltd. as below-

- First Charge ranking pari passu on entire Property, Plant and Equipment (immovable and movable), both present and future.
- Second charge ranking pari passu on entire Current Assets (both present and future).

The borrowings from banks and financial institutions have been used for the purposes for which such loans were taken.

## NOTE 25a LEASE LIABILITIES (CONSOLIDATED)

₹ in Crores

Particulars	As at 31/03/2023		As at 31/03/2022	
	Current #	Non-Current	Current #	Non-Current
Lease Liabilities	656.25	8,265.17	560.79	8,040.73
<b>Total</b>	<b>656.25</b>	<b>8,265.17</b>	<b>560.79</b>	<b>8,040.73</b>

# Classified under Current Lease Liabilities (Refer Note No. 30(a))

## NOTE 26 OTHER FINANCIAL LIABILITIES (CONSOLIDATED)

₹ in Crores

Particulars	As at	As at
	31/03/2023	31/03/2022
Security / Earnest Money Deposits	10.37	11.29
Retiral Dues	58.52	45.34
<b>Total</b>	<b>68.89</b>	<b>56.63</b>

## NOTE 27 PROVISIONS (CONSOLIDATED)

₹ in Crores

Particulars	As at	As at
	31/03/2023	31/03/2022
Provision for employee benefits [Refer Note No. 48]	179.47	207.30
Provision for abandonment for Oil and Gas Blocks [Refer Note No. 58]	28.75	26.99
<b>Total</b>	<b>208.22</b>	<b>234.29</b>

## NOTE 28 TAX EXPENSE AND DEFERRED TAX LIABILITIES (NET) (CONSOLIDATED)

### (a) Amounts recognised in profit or loss

Particulars	₹ in Crores	
	2022-23	2021-22
<b>Current tax expense (A)</b>		
Current year	353.11	2,706.42
Short/(Excess) provision of earlier years	(1,296.02)	64.85
<b>Deferred tax expense (B)</b>		
Origination and reversal of temporary differences	379.87	690.75
Short/(Excess) provision of earlier years	1,253.12	893.21
<b>Tax expense recognised in Statement of Profit and Loss (A+B)</b>	<b>690.08</b>	<b>4,355.23</b>
<b>Total of Short/(Excess) provision of earlier years</b>	<b>(42.90)</b>	<b>958.06</b>

### (b) Amounts recognised in other comprehensive income

Particulars	₹ in Crores					
	Before tax	2022-23 Tax (expense)/ benefit*	Net of tax	Before tax	2021-22 Tax (expense)/ benefit*	Net of tax
<b>Items that will not be reclassified to profit or loss</b>						
Remeasurements of the defined benefit plans	(370.60)	93.28	(277.32)	(28.39)	7.52	(20.87)
Equity instruments through Other Comprehensive income-net change in fair value	42.35	(5.12)	37.23	334.32	(25.61)	308.71
Equity accounted investees - share of OCI	(0.83)	-	(0.83)	0.46	-	0.46
<b>Items that will be reclassified to profit or loss</b>						
Exchange differences in translating financial statements of foreign operations	625.06	-	625.06	167.15	-	167.15
Equity accounted investees - share of OCI	377.15	-	377.15	(53.33)	-	(53.33)
<b>TOTAL</b>	<b>673.13</b>	<b>88.16</b>	<b>761.29</b>	<b>420.21</b>	<b>(18.09)</b>	<b>402.12</b>

\*Deferred Tax (Expense)/Benefit.

## NOTE 28 TAX EXPENSE AND DEFERRED TAX LIABILITIES (NET) (CONSOLIDATED) (CONTD.)

### (c) Amounts recognised directly in equity

₹ in Crores

Particulars	2022-23			2021-22		
	Before tax	Tax (expense)/benefit*	Net of tax	Before tax	Tax (expense)/benefit*	Net of tax
<b>Dividend Income of "BPCL ESPS Trust" (Refer Note No. 45)</b>						
Current Tax	4.10	(1.47)	2.63	68.18	(19.70)	48.48
Deferred Tax	-	-	-	(21.69)	9.27	(12.42)
<b>TOTAL</b>	<b>4.10</b>	<b>(1.47)</b>	<b>2.63</b>	<b>46.49</b>	<b>(10.43)</b>	<b>36.06</b>

### (d) Reconciliation of effective tax rate-Consolidated

₹ in Crores

Particulars	2022-23		2021-22	
Profit before tax		2,821.13		16,036.73
Tax using the Company's domestic tax rate	25.168%	710.02	25.168%	4,036.13
<b>Tax effect of:</b>				
Expenses not deductible for tax purposes	14.341%	404.59	0.321%	51.47
Tax losses for which no deferred income tax was recognised	6.829%	192.65	1.070%	171.54
Income for which Deduction/ Exemption available	-0.608%	(17.15)	-0.046%	(7.32)
Change in control of subsidiary (Refer Note No. 64)	0.000%	-	-3.083%	(494.48)
Share of profit of equity accounted investees reported net of tax	-19.558%	(551.75)	-2.202%	(353.20)
Difference in tax rates**	0.245%	6.90	-0.082%	(13.11)
Adjustments recognised in current year in relation to prior years	-1.521%	(42.90)	5.974%	958.06
Others	-0.435%	(12.28)	0.038%	6.14
<b>Effective Income Tax Rate</b>	<b>24.461%</b>	<b>690.08</b>	<b>27.158%</b>	<b>4,355.23</b>

\*\*Includes impact for BPRL International BV, Netherlands and BPRL International Singapore Pte Ltd. subsidiaries which operate in a tax jurisdiction with different tax rates.





## NOTE 28 TAX EXPENSE AND DEFERRED TAX LIABILITIES (NET) (CONSOLIDATED) (CONTD.)

### (e) Movement in deferred tax balances

₹ in Crores

Particulars	As as 31/03/2023								
	Net balance As at 01/04/2022	Recognised in profit or loss	Recognised in OCI	Recognised in Short/ (Excess)	Recognised directly in equity	Effect of Mergers (Refer Note 44)	Net Balance	Deferred tax asset	Deferred tax liability
<b>Deferred tax Asset / (Liabilities)</b>									
Property, plant and equipment	(8,868.16)	(337.81)	-	-	-	-	(9,205.97)	-	(9,205.97)
Intangible assets	(100.41)	29.09	-	-	-	-	(71.32)	-	(71.32)
Derivatives	67.96	(72.54)	-	-	-	-	(4.58)	-	(4.58)
Inventories	68.79	0.02	-	(68.80)	-	-	0.01	0.01	-
Investments	(56.48)	41.57	(5.12)	-	-	-	(20.03)	-	(20.03)
Trade and other receivables	49.41	8.97	-	-	-	-	58.38	58.38	-
Loans and borrowings	276.52	(0.29)	-	-	-	-	276.23	276.23	-
Employee benefits	454.43	(181.51)	93.28	18.53	-	-	384.73	384.73	-
Deferred income	30.23	11.48	-	-	-	-	41.71	41.71	-
Provisions	144.89	26.47	-	-	-	-	171.36	171.36	-
Other Current liabilities	177.81	177.10	-	-	-	-	354.91	354.91	-
Unabsorbed Depreciation	1,202.85	-	-	(1,202.85)	-	-	-	-	-
Deferred Tax on Inter-company transaction	34.77	(29.34)	-	-	-	-	5.43	5.43	-
Other items	141.67	(53.08)	-	-	-	-	88.59	88.59	-
<b>Tax assets (Liabilities)</b>	<b>(6,375.72)</b>	<b>(379.87)</b>	<b>88.16</b>	<b>(1,253.12)</b>	<b>-</b>	<b>-</b>	<b>(7,920.55)</b>	<b>1,381.35</b>	<b>(9,301.90)</b>

## NOTE 28 TAX EXPENSE AND DEFERRED TAX LIABILITIES (NET) (CONSOLIDATED) (CONTD.)

(f) Movement in deferred tax balances

₹ in Crores

Particulars	Net balance As at 01/04/2021	Recognised in profit or loss	Recognised in OCI	Recognised in Short/ (Excess)	Recognised directly in equity	Effect of Mergers (Refer Note 44)	As as 31/03/2022		
							Net Balance	Deferred tax asset	Deferred tax liability
<b>Deferred tax Asset / (Liabilities)</b>									
Property, plant and equipment	(6,280.59)	(239.72)	-	614.87	-	(2,962.72)	(8,868.16)	-	(8,868.16)
Intangible assets	(16.04)	(5.35)	-	19.19	-	(98.21)	(100.41)	-	(100.41)
Derivatives	3.45	64.51	-	-	-	-	67.96	67.96	-
Inventories	13.19	65.80	-	-	-	(10.20)	68.79	68.79	-
Investments	(46.68)	15.81	(25.61)	-	-	-	(56.48)	-	(56.48)
Trade and other receivables	72.20	(22.79)	-	-	-	-	49.41	49.41	-
Loans and borrowings	207.75	68.77	-	-	-	-	276.52	276.52	-
Employee benefits	583.47	(63.71)	7.52	(80.16)	-	7.31	454.43	454.43	-
Deferred income	32.79	(2.56)	-	-	-	-	30.23	30.23	-
Provisions	144.91	(0.02)	-	-	-	-	144.89	144.89	-
Other Current liabilities	174.72	3.09	-	-	-	-	177.81	177.81	-
MAT Credit Entitlement	-	-	-	(380.99)	-	380.99	-	-	-
Unabsorbed Depreciation	-	(369.71)	-	(1,004.19)	-	2,576.75	1,202.85	1,202.85	-
BPCL ESPS Trust	(9.27)	-	-	-	9.27	-	-	-	-
Business Loss	3.82	(179.31)	-	(55.11)	-	230.60	-	-	-
Deferred Tax on Inter-company transaction	35.87	(1.10)	-	-	-	-	34.77	34.77	-
Other items	149.46	(24.46)	-	(6.82)	-	23.49	141.67	141.67	-
<b>Tax assets (Liabilities)</b>	<b>(4,930.95)</b>	<b>(690.75)</b>	<b>(18.09)</b>	<b>(893.21)</b>	<b>9.27</b>	<b>148.01</b>	<b>(6,375.72)</b>	<b>2,649.33</b>	<b>(9,025.05)</b>



## NOTE 28 TAX EXPENSE AND DEFERRED TAX LIABILITIES (NET) CONSOLIDATED (CONTD.)

(g) As at 31<sup>st</sup> March 2023, undistributed earning of subsidiaries and equity accounted investees - share of joint ventures amounted to ₹**1089.69 Crores** (Previous year: ₹925.83 Crores) on which corresponding deferred tax liability was not recognised because the Company controls the dividend policy of its subsidiaries and is able to veto the payment of dividends of its joint ventures - i.e. the Company controls the timing of reversal of the related taxable temporary differences and management is satisfied that they will not reverse in the foreseeable future.

(h) As at 31<sup>st</sup> March 2023, “Undistributed Reserves- Associates” amounted to ₹**3473.87 Crores** (Previous year: ₹3280.28 Crores) on which the Corporation has estimated the Deferred Tax Liability (Net) amounted to **NIL** (Previous Year: NIL)

### (i) Tax losses carried forward

Deferred tax assets have not been recognised in respect of the following items, because it is not probable that future taxable profit will be available against which the Group can use the benefits therefrom:

₹ in Crores

Particulars	As at 31/03/2023	As at 31/03/2023	As at 31/03/2022	As at 31/03/2022
	Gross amount ^	Expiry date	Gross amount	Expiry date
Business loss	-	-	29.79	2022-23
Business loss	<b>34.25</b>	<b>2023-24</b>	38.53	2023-24
Business loss	<b>126.54</b>	<b>2024-25</b>	132.92	2024-25
Business loss	<b>158.44</b>	<b>2025-26</b>	166.80	2025-26
Business loss	<b>140.27</b>	<b>2026-27</b>	35.54	2026-27
Business loss	<b>117.58</b>	<b>2027-28</b>	216.11	2027-28
Business loss	<b>201.16</b>	<b>2028-29</b>	183.22	2028-29
Business loss	<b>74.41</b>	<b>2029-30</b>	20.52	2029-30
Business loss	<b>30.43</b>	<b>2030-31</b>	-	-
Unabsorbed Depreciation	<b>10.96</b>	<b>No expiry date</b>	9.84	No expiry date

^The figures of previous year have been adjusted for change in Foreign Exchange rate wherever applicable for reporting as on 31.03.2023. Further, previous years figures have been restated as per tax returns filed during the year, wherever applicable.

The corporation offsets tax assets and liabilities if and only if it has a legally enforceable right to set off current tax assets & current tax liabilities and the deferred tax assets & deferred tax liabilities related to income taxes levied by the same tax authority.

## NOTE 29 OTHER NON CURRENT LIABILITIES (CONSOLIDATED)

₹ in Crores

Particulars	As at 31/03/2023	As at 31/03/2022
Deferred Income and Others*	1,912.51	1,429.80
<b>Total</b>	<b>1,912.51</b>	<b>1,429.80</b>

\*Deferred Income includes unamortised portion of Government Grants amounting to ₹1,327.49 Crores (Previous year ₹887.85 Crores), comprising mainly of works contract tax reimbursement, interest free loan received from State Governments as part of the fiscal incentives sanctioned for projects, grant received from Government of India under FAME India Scheme phase II for installation and commissioning of Electric Vehicle charging stations and grants received for technology development.

## NOTE 30 CURRENT BORROWINGS (CONSOLIDATED)

₹ in Crores

Particulars	As at 31/03/2023	As at 31/03/2022
<b>Loans Repayable on Demand</b>		
<b>Secured</b>		
<b>From banks</b>		
Working capital loans / Cash Credit*	1,850.00	2,445.50
Current maturities of long-term borrowings (Refer Note No. 25)	650.22	545.96
<b>Unsecured</b>		
<b>From banks</b>		
Working Capital Loan/ Cash Credit	1,900.00	1,953.00
Foreign Currency Loans - Revolving Credit	3,412.00	-
Current maturities of long-term borrowings (Refer Note No. 25)	8,833.34	6,991.70
<b>From Others</b>		
Commercial Paper	-	3,098.50
<b>Current Maturities of Long-Term Borrowings (Refer Note No. 25)</b>	<b>2,439.69</b>	<b>4,539.09</b>
<b>Total</b>	<b>19,085.25</b>	<b>19,573.75</b>

\* Secured in favour of the participating banks ranking pari passu inter-alia by hypothecation of raw materials, finished goods, work-in-progress, book debts, stores, components and spares and all movables both present and future. [Refer Note No. 13 and 15]

The borrowings from banks and financial institutions have been used for the purposes for which such loans were taken. The quarterly returns or statements of current assets filed by the Corporation with banks or financial institutions are in agreement with the books of accounts for FY 2021-22 and FY 2022-23.

## NOTE 30a CURRENT LEASE LIABILITIES (CONSOLIDATED)

₹ in Crores

Particulars	As at 31/03/2023	As at 31/03/2022
Current Maturities of Lease Liabilities (Refer Note 25(a))	656.25	560.79
<b>Total</b>	<b>656.25</b>	<b>560.79</b>

## NOTE 31 TRADE PAYABLES (CONSOLIDATED)

₹ in Crores

### Particulars

Total Outstanding dues of Micro Enterprises and Small Enterprises  
Total Outstanding dues of creditors other than Micro Enterprises and Small Enterprises (Refer Note No. 46)  
**Total**

As at 31/03/2023	As at 31/03/2022
273.59	245.26
23,750.67	30,102.46
<b>24,024.26</b>	<b>30,347.72</b>

### Ageing of Trade Payables as at 31/03/2023:

₹ in Crores

Particulars	Outstanding for following periods from the due date						TOTAL
	Unbilled	Not due	Less than 1 year	1-2 Years	2-3 Years	More than 3 years	
<b>Undisputed Trade Payables</b>							
Micro Enterprises and Small Enterprises	-	272.83	-	-	-	-	272.83
Others	728.03	20,787.11	524.72	34.34	44.76	46.43	22,165.39
<b>Disputed Trade Payables</b>							
Micro Enterprises and Small Enterprises	-	0.76	-	-	-	-	0.76
Others	362.94	15.21	999.33	19.90	27.51	160.38	1,585.27
<b>Total</b>	<b>1,090.97</b>	<b>21,075.91</b>	<b>1,524.05</b>	<b>54.24</b>	<b>72.27</b>	<b>206.81</b>	<b>24,024.26</b>

### Ageing of Trade Payables as at 31/03/2022:

₹ in Crores

Particulars	Outstanding for following periods from the due date						TOTAL
	Unbilled	Not due	Less than 1 year	1-2 Years	2-3 Years	More than 3 years	
<b>Undisputed Trade Payables</b>							
Micro Enterprises and Small Enterprises	13.51	231.36	-	-	-	-	244.87
Others	833.67	27,916.36	678.28	59.72	11.19	31.04	29,530.26
<b>Disputed Trade Payables</b>							
Micro Enterprises and Small Enterprises	-	0.39	-	-	-	-	0.39
Others	308.07	1.16	76.58	25.99	31.51	128.89	572.20
<b>Total</b>	<b>1,155.25</b>	<b>28,149.27</b>	<b>754.86</b>	<b>85.71</b>	<b>42.70</b>	<b>159.93</b>	<b>30,347.72</b>

## NOTE 32 OTHER FINANCIAL LIABILITIES (CONSOLIDATED)

₹ in Crores

Particulars	As at	As at
	31/03/2023	31/03/2022
Interest accrued but not due on borrowings	564.30	478.29
Security / Earnest Money Deposits	1,027.80	939.58
Deposits for Containers*^	16,709.42	16,098.84
Unclaimed Dividend**	31.07	33.50
Dues to Micro Enterprises and Small Enterprises	307.74	120.68
Derivative Liabilities	0.55	280.09
CSR Liability	108.92	45.96
Other Liabilities	2,570.89	3,032.30
<b>Total</b>	<b>21,320.69</b>	<b>21,029.24</b>

\* Includes deposits received under Rajiv Gandhi Gramin LPG Vitruk Yojana and Pradhan Mantri Ujjwala Yojana (Central Scheme) ₹ **3,839.44 Crores** (Previous year ₹ 3,627.87 Crores). The deposit against these schemes have been funded from CSR fund and Government of India.

^ Based on past trends, it is expected that settlement towards the deposit for containers would be insignificant in next 12 months.

\*\* No amount is due at the end of the period for credit to Investors Education and Protection Fund.

## NOTE 33 OTHER CURRENT LIABILITIES (CONSOLIDATED)

₹ in Crores

Particulars	As at	As at
	31/03/2023	31/03/2022
Advances from Customers	1,106.00	1,008.49
Statutory Liabilities	5,723.00	6,118.97
Other (Deferred Income etc.)*	196.00	190.54
<b>Total</b>	<b>7,025.00</b>	<b>7,318.00</b>

\*Deferred Income includes unamortised portion of Government Grants amounting to ₹ **95.73 Crores** (Previous year ₹ 66.55 Crores), comprising mainly of works contract tax reimbursement, interest free loan received from State Governments as part of the fiscal incentives sanctioned for projects, grant received from Government of India.

## NOTE 34 PROVISIONS (CONSOLIDATED)

₹ in Crores

Particulars	As at 31/03/2023	As at 31/03/2022
Provision for employee benefits (Refer Note No. 48)	2,202.42	2,560.84
Others (Refer Note No. 54)*	526.86	318.59
<b>Total</b>	<b>2,729.28</b>	<b>2,879.43</b>

\*Above includes deposits/claims made of ₹90.19 Crores (Previous year ₹94.39 Crores) netted of against provisions.

## NOTE 35 CURRENT TAX LIABILITIES (NET) (CONSOLIDATED)

₹ in Crores

Particulars	As at 31/03/2023	As at 31/03/2022
Current tax liabilities ( Net of taxes paid)	0.98	1,417.98
<b>Total</b>	<b>0.98</b>	<b>1,417.98</b>

## NOTE 36 REVENUE FROM OPERATIONS (CONSOLIDATED)

₹ in Crores

Particulars	2022-23	2021-22
<b>(A) (i) Sales</b>		
Petroleum Products*	5,25,631.92	4,30,588.29
Crude Oil	985.92	786.28
	<b>5,26,617.84</b>	<b>4,31,374.57</b>
<b>(ii) Subsidy from Central and State Governments*</b>	<b>5,628.66</b>	<b>35.82</b>
	<b>5,32,246.50</b>	<b>4,31,410.39</b>
<b>(B) Other operating revenues</b>	<b>1,300.79</b>	<b>1,159.23</b>
<b>Total</b>	<b>5,33,547.29</b>	<b>4,32,569.62</b>

\*The MoPNG, vide letter dated 30.04.2020 had conveyed to Oil Marketing Companies (OMCs) that where Market Determined Price (MDP) of LPG cylinders is less than its Effective Cost to Customer (ECC), the OMCs will retain the difference in a separate buffer account for future adjustment. However, as on 31<sup>st</sup> March 2023, the company had a cumulative net negative buffer of ₹848.74 Crores (after adjustment of uncompensated cost of ₹2,815.19 Crores and one-time grant of ₹5,582.00 Crores) as the retail selling price was less than MDP. The Government of India has approved a one-time grant of ₹5,582 Crores for compensating the under recoveries suffered by the Corporation on sale of domestic LPG during FY 2021-22 and FY 2022-23. This one-time grant of ₹5,582.00 Crores has been shown under "Subsidy from Central and State Governments".

## NOTE 37 OTHER INCOME (CONSOLIDATED)

₹ in Crores

Particulars	2022-23	2021-22
<b>Interest Income on</b>		
Instrument measured at FVTPL	296.23	331.20
Instrument measured at amortised Cost	430.42	701.33
Income Tax Refund	38.76	56.19
<b>Dividend Income</b>		
Dividend Income from non - current equity instruments at FVOCI	52.16	28.76
Gain on Buy Back of Shares by Associate	15.53	-
Write back of liabilities no longer required	17.34	19.72
Reversal of allowance on doubtful debts and advances (net)^	-	107.29
Gain on Prepayment of Interest Free VAT Loan	-	224.48
Reversal of Impairment*	-	43.34
Gain on sale of Property, Plant and Equipment / Non-current assets held for sale (net)^	-	2.60
Others#	647.78	753.63
<b>Total</b>	<b>1,498.22</b>	<b>2,268.54</b>

^During current year, Provision on Doubtful debts and advances (net) of ₹176.01 Crores has been grouped under Other Expenses.

@During current year, Loss on sale of Property, Plant and Equipment / Non-current assets held for sale (net) of ₹10.72 Crores has been grouped under Other Expenses.

#Includes amortisation of capital grants ₹85.67 Crores (Previous year : ₹95.81 Crores).

\*During previous year, Impairment Loss on Non-current assets held for sale of ₹19.17 Crores has been grouped under other income.



## NOTE 38 COST OF RAW MATERIALS CONSUMED (CONSOLIDATED)

₹ in Crores

Particulars	2022-23	2021-22
Opening Stock	15,119.95	5,664.78
Add : Impact on change of control in BORL (Refer Note No. 62)	-	3,967.61
Add : Purchases	2,29,089.15	1,69,028.75
Less: Closing Stock	(9,903.71)	(15,119.95)
<b>Total</b>	<b>2,34,305.39</b>	<b>1,63,541.19</b>

## NOTE 39 PURCHASE OF STOCK-IN-TRADE (CONSOLIDATED)

₹ in Crores

Particulars	2022-23	2021-22
Petroleum Products	1,98,752.64	1,42,902.59
Crude Oil	852.68	669.89
Others	278.82	329.22
<b>Total</b>	<b>1,99,884.14</b>	<b>1,43,901.70</b>

## NOTE 40 CHANGES IN INVENTORIES OF FINISHED GOODS, STOCK-IN-TRADE AND WORK-IN-PROGRESS (CONSOLIDATED)

₹ in Crores

Particulars	2022-23	2021-22
<b>Value of opening stock of</b>		
Finished goods	13,628.48	11,625.39
Stock-in-Trade	8,616.27	6,879.64
Work-in-progress	3,399.99	1,573.68
	<u>25,644.74</u>	<u>20,078.71</u>
Add: Impact on change in control in BORL (Refer Note No. 62)	-	1,524.41
<b>Less : Value of closing stock of</b>		
Finished goods	16,851.87	13,628.48
Stock-in-Trade	6,762.29	8,616.27
Work-in-progress	3,007.82	3,399.99
	<u>26,621.98</u>	<u>25,644.74</u>
<b>Net (increase) / decrease in inventories of Finished goods, Stock-in-Trade and Work-in-progress</b>	<u>(977.24)</u>	<u>(4,041.62)</u>



## NOTE 41 EMPLOYEE BENEFITS EXPENSES (CONSOLIDATED)

Particulars	₹ in Crores	
	2022-23	2021-22
Salaries and wages	2,101.16	2,510.87
Contribution to Provident and Other Funds	297.72	551.55
Staff welfare expenses	376.13	342.68
Voluntary Retirement Scheme	-	2.90
<b>Total Employee benefits expense</b>	<b>2,775.01</b>	<b>3,408.00</b>

## NOTE 42 FINANCE COSTS (CONSOLIDATED)

Particulars	₹ in Crores	
	2022-23	2021-22
Interest Expense*	3,412.90	2,331.32
Other borrowing costs	29.14	38.41
Exchange difference regarded as an adjustment to borrowing costs	303.34	235.91
<b>Total</b>	<b>3,745.38</b>	<b>2,605.64</b>

\*Includes ₹682.22 Crores (Previous year : ₹619.95 Crores) recognized during the year as interest cost against Lease Liabilities as per Ind AS 116.

## NOTE 43 OTHER EXPENSES (CONSOLIDATED)

₹ in Crores

Particulars	2022-23	2021-22
Transportation	9,330.76	7,780.99
Irrecoverable Taxes and other levies	2,686.12	2,133.24
Repairs, maintenance, stores and spares consumption	2,067.97	1,719.56
<b>Power and Fuel</b>	<b>15,092.26</b>	10,083.05
Less: Consumption of fuel out of own production	(11,071.40)	(6,869.44)
<b>Power and Fuel consumed (net)</b>	<b>4,020.86</b>	3,213.61
Packages consumed	212.77	210.52
<b>Net losses on fair value changes of</b>		
Instruments measured at FVTPL <sup>^</sup>	193.07	111.77
Derivatives measured at FVTPL	1,055.81	567.06
<b>Office Administration, Selling and Other expenses</b>		
Rent	869.88	423.10
Utilities	415.75	336.64
Terminalling and related charges	238.03	214.97
Travelling and conveyance	257.90	195.31
<b>Remuneration to auditors</b>		
Audit fees	4.06	3.56
Fees for other services - Certification	0.63	0.45
Reimbursement of Expenses	0.12	0.04
<b>Sub-Total</b>	<b>4.81</b>	4.05
Bad debts and other write offs	77.56	5.91
Allowance for doubtful debts & advances (net) <sup>#</sup>	176.01	-
Loss on sale of Property, Plant and Equipment/ Non Current asset held for sale (net) <sup>*</sup>	10.72	-
<b>Net losses on foreign currency transactions and translations</b>		
Exchange (gains)/losses on foreign currency forwards and principal only swap contracts	(0.79)	(2.54)
Exchange (gains)/losses on transactions and translations of other foreign currency assets and liabilities	1,505.12	285.89
<b>Sub-total</b>	<b>1,504.33</b>	283.35
CSR Expenditure	191.63	166.73
Impairment loss <sup>@</sup>	62.59	-
Others <sup>§</sup>	2,935.20	3,477.70
<b>Sub-Total-Office Administration, Selling and Other expenses</b>	<b>6,744.41</b>	5,107.76
<b>Total</b>	<b>26,311.77</b>	20,844.51

<sup>^</sup> Includes gain on sale of investments for current year ₹2.32 Crores (Previous Period : ₹52.96 Crores).

<sup>#</sup>During previous year, reversal of allowance on doubtful debts and advances (net) of ₹107.29 Crores has been grouped under Other Income. During the current year, certain fleet card customers took undue advantage and utilised certain ineligible recharge credits in their wallets due to system related issues in one of the standalone IT application. The Corporation has created a provision of ₹80.68 Crores towards the same.

<sup>\*</sup>During previous year, gain on sale of Property, Plant and Equipment / Non-current assets held for sale (net) of ₹2.60 Crores has been grouped under Other Income.

<sup>@</sup> Includes Impairment Loss on Non-current assets held for sale of ₹31.50 Crores (Previous Year : ₹19.17 Crores grouped under other income).

<sup>§</sup> Includes ₹292.34 Crores (Previous Year: ₹454.25 Crores) towards first refill and hot plate given under Pradhan Mantri Ujjwala Yojana 2.0.

## NOTE 44 (CONSOLIDATED)

In line with the General Circular No. 39/2014, dated 14<sup>th</sup> October 2014, issued by the Ministry of Corporate Affairs, the disclosures relevant to Consolidated Financial Statements only have been provided.

## NOTE 45 (CONSOLIDATED)

As per the scheme of amalgamation of the erstwhile Kochi Refineries Limited (KRL) with the Corporation approved by the Government of India, 3,37,28,737 equity shares of the Corporation were allotted (in lieu of the shares held by the Corporation in the erstwhile KRL) to a Trust (“BPCL Trust for Investment in Shares”) for the benefit of the Corporation in the Financial Year 2006-07. Pursuant to the Bonus Shares issuances by the Corporation, “BPCL Trust for Investment in Shares” held 20,23,72,422 equity shares of the Corporation as at 1<sup>st</sup> April 2020.

During FY 2020-21, Corporation had announced BPCL Employee Stock Purchase Scheme (ESPS) 2020 and created “BPCL ESPS Trust” for the purpose of acquiring shares for allotting to eligible employees. Accordingly, “BPCL ESPS Trust” had purchased 4,33,79,025 Equity shares from “BPCL Trust for Investment in Shares” in October 2020. The proportionate cost of “BPCL Trust for Investment in Shares” was recognized as cost of shares held by “BPCL ESPS Trust”.

Further, during FY 2020-21, 12,60,33,090 Equity Shares were sold from “BPCL Trust for Investment in Shares” via Bulk Deal on Stock Exchange for Net Consideration of ₹5,511.79 Crores. Accordingly, Securities Premium of ₹5,101.31 Crores was recognized after adjusting the corresponding cost of ₹410.48 Crores (including Face Value of Equity Shares of ₹126.03 Crores) under Total Equity.

During FY 2021-22, Corporation allotted 3,65,42,077 shares to eligible employees on exercise of options by employees under BPCL Employee Stock Purchase Scheme (ESPS) 2020. Accordingly, Securities Premium of ₹1,204.88 Crores was recognized after adjusting the corresponding cost of ₹119.01 Crores (including Face Value of Equity Shares of ₹36.54 Crores) under Total Equity.

Consequent to the above, “BPCL ESPS Trust” and “BPCL Trust for Investment in Shares” held 68,36,948 and 3,29,60,307 equity shares of the Corporation respectively as at 31<sup>st</sup> March 2022. During FY 2022-23, there were no further movements in the shares held by these trusts.

The cost of the original investment together with the additional contribution to the corpus of above trusts have been reduced from “Paid-up Share Capital” to the extent of face value of the shares and from “Other Equity” under separate reserves for the balance amount. The income received from “BPCL Trust for Investment in Shares” and the impact on consolidation of “BPCL ESPS Trust” has been recognized directly under “Other Equity”.

## NOTE 45 (CONSOLIDATED) (CONTD.)

Accordingly the details of shares held by “BPCL Trust for Investment in Shares” and “BPCL ESPS Trust” and its corresponding cost adjustment in Total Equity is as under:

BPCL Trust for Investment in shares	As at 31 <sup>st</sup> March 2023			As at 31 <sup>st</sup> March 2022		
	No. of shares	Corresponding Cost adjusted under		No. of shares	Corresponding Cost adjusted under	
		Paid-up Share Capital	Other Equity		Paid-up Share Capital	Other Equity
		₹ in Crores	₹ in Crores		₹ in Crores	₹ in Crores
Opening Balance	3,29,60,307	32.96	74.39	3,29,60,307	32.96	74.39
Less: Movement during the year	-	-	-	-	-	-
<b>Closing Balance</b>	<b>3,29,60,307</b>	<b>32.96</b>	<b>74.39</b>	<b>3,29,60,307</b>	<b>32.96</b>	<b>74.39</b>

BPCL ESPS Trust	As at 31 <sup>st</sup> March 2023			As at 31 <sup>st</sup> March 2022		
	No. of shares	Corresponding Cost adjusted under		No. of shares	Corresponding Cost adjusted under	
		Paid-up Share Capital	Other Equity		Paid-up Share Capital	Other Equity
		₹ in Crores	₹ in Crores		₹ in Crores	₹ in Crores
Opening Balance	68,36,948	6.84	15.43	4,33,79,025	43.38	97.90
Less: Shares issued on exercise of Employee Stock Options (Refer Note No. 52)	-	-	-	(3,65,42,077)	(36.54)	(82.47)
<b>Closing Balance</b>	<b>68,36,948</b>	<b>6.84</b>	<b>15.43</b>	<b>68,36,948</b>	<b>6.84</b>	<b>15.43</b>

## NOTE 46 (CONSOLIDATED)

The Group has numerous transactions with other oil companies. The outstanding balances (included under Trade Payables / Trade Receivables, etc) from them and certain other outstanding credit and debit balances are subject to confirmation/reconciliation. Adjustments, if any, arising therefrom are not likely to be material on settlement and are accounted as and when ascertained.

## NOTE 47: DISCLOSURES AS PER IND AS 116 LEASES (CONSOLIDATED)

The Group enters into lease arrangements for land, godowns, office premises, staff quarters, third party operating plants, tank lorries, time charter vessels and others. Pursuant to Ministry of Corporate Affairs Notification dated 30<sup>th</sup> March 2019, Ind AS 116 "Leases" applicable w.e.f 1<sup>st</sup> April 2019 is adopted by the Group using modified retrospective method wherein, at the date of initial application, the lease liability is measured at the present value of remaining lease payments and Right-of-Use asset has been recognized at an amount equal to lease liability adjusted by an amount of any prepaid expenses. Under Ind AS 116 "Leases", at commencement of lease, the Group recognizes Right-of-use asset and corresponding Lease Liability. Right-of-Use asset is depreciated over lease term on systematic basis and Interest on lease liability is charged to Consolidated Statement of Profit and Loss as Finance cost.

### A. Leases as Lessee

a) The following is the detailed breakup of Right-of-Use assets (by class of underlying assets) included in Property, Plant and Equipment (Refer Note No.2).

Particulars	Gross Block			Depreciation			Net Carrying Amount			
	As at 01/04/2022	Additions	Reclassifications / Deductions On Account Of Conclusion	As at 31/03/2023	Up to 31/03/2022	For the Year	Reclassifications / Deductions On Account Of Conclusion	Up to 31/03/2023	As at 31/03/2023	As at 31/03/2022
Land	4,963.89	1,477.71	117.73	6,323.87	528.59	229.73	15.27	743.05	5,580.82	4,435.30
Buildings including Roads	73.41	10.76	11.18	72.99	19.75	16.36	8.75	27.36	45.63	53.66
Plant and Equipments	4,809.85	34.51	-	4,844.36	698.90	297.48	-	996.38	3,847.98	4,110.95
Tanks and Pipelines	31.11	80.25	-	111.36	18.39	23.22	-	41.61	69.75	12.72
Vessels	603.54	199.46	-	803.00	69.12	398.05	-	467.17	335.83	534.42
<b>Total</b>	<b>10,481.80</b>	<b>1,802.69</b>	<b>128.91</b>	<b>12,155.58</b>	<b>1,334.75</b>	<b>964.84</b>	<b>24.02</b>	<b>2,275.57</b>	<b>9,880.01</b>	<b>9,147.05</b>
Previous Year #	9,413.14	1,442.28	373.62	10,481.80	808.31	603.14	76.70	1,334.75	9,147.05	

₹ in Crores

# Previous year figures for Gross Block Additions includes ₹ 291.08 Crores on account of Business Combination [Refer Note No. 62].

b) The following expenses have been charged to Consolidated Statement of Profit and Loss during the period.

₹ in Crores

Particulars	2022-23	2021-22
Interest on Lease Liabilities	682.22	619.95
Expenses relating to short term leases	1,653.14	1,372.16
Expenses relating to leases of low value items	6.20	6.30
Expenses relating to variable lease payments (not included in measurement of lease liabilities)	6,138.48	5,475.16



## NOTE 47: DISCLOSURES AS PER IND AS 116 LEASES [CONSOLIDATED] (CONTD.)

- c) Total Cash outflow for leases during FY 22-23 is ₹ **8,371.00 Crores** (Previous year ₹ 7,471.83 Crores).
- d) Income from Sub leasing of Right-of-use assets recognised in Consolidated Statement of Profit and Loss during FY 22-23 is ₹ **0.58 Crores** (Previous year ₹ 3.51 Crores).
- e) Maturity Analysis of Lease Liabilities as per Ind AS 116 Leases. ₹ in Crores

As at 31/03/23	Contractual Cash Flows				
	Upto 1 year	1-3 years	3-5 years	More than 5 years	Total
Undiscounted Cash outflows	1,263.32	1,809.55	1,809.16	12,509.15	17,391.18

₹ in Crores

As at 31/03/22	Contractual Cash Flows				
	Upto 1 year	1-3 years	3-5 years	More than 5 years	Total
Undiscounted Cash outflows	1,160.23	1,907.10	1,687.65	11,413.86	16,168.84

### B. Leases as Lessor

#### Operating Leases

- a) The Corporation enters into operating lease arrangements in respect of lands, commercial spaces, storage and distribution facilities etc. The details are as follows:

#### As at 31<sup>st</sup> March 2023

₹ in Crores

Particulars	Freehold Land	Buildings	Plant and Equipments	Tanks & Pipelines	Furnitures and Fixtures	Office Equipment	ROU Assets
Gross Carrying Amount	25.40	90.39	3.56	0.86	7.05	2.62	0.41
Accumulated depreciation	-	16.10	2.63	0.01	5.13	2.05	0.13
Depreciation for the year	-	2.79	0.19	#	0.20	0.05	0.04

#₹6,949

#### As at 31<sup>st</sup> March 2022

₹ in Crores

Particulars	Freehold Land	Buildings	Plant and Equipments	Tanks & Pipelines	Furnitures and Fixtures	Office Equipment	ROU Assets
Gross Carrying Amount	25.43	82.99	3.50	0.86	6.57	2.61	0.89
Accumulated depreciation	-	12.43	2.43	#	4.90	1.99	0.23
Depreciation for the year	-	2.56	0.23	##	0.15	0.08	0.09

#₹49,511; ##₹6,949

- b) Income earned from Operating Leases recognised in Consolidated Statement of Profit and Loss during FY 2022-23 is ₹ **31.30 Crores** (Previous year ₹ 30.93 Crores) [Of which Variable lease payments that do not depend on index or rate is ₹ **12.18 Crores** (Previous year ₹ 7.50 Crores)].
- c) The maturity analysis of lease payments receivable under Operating leases is as follows:

₹ in Crores

As at 31/03/2023	Within 1 year	1 - 2 years	2 - 3 years	3 - 4 years	4 - 5 years	> 5 years	Total
Undiscounted Lease Payments receivable	1.70	1.56	1.46	1.54	0.91	3.36	10.53

₹ in Crores

As at 31/03/2022	Within 1 year	1 - 2 years	2 - 3 years	3 - 4 years	4 - 5 years	> 5 years	Total
Undiscounted Lease Payments receivable	1.47	1.36	1.47	1.54	1.51	3.53	10.88



## NOTE 48 EMPLOYEE BENEFITS (CONSOLIDATED)

### [A] Post Employment Benefit Plans:

#### Defined Contribution Scheme

Defined Contribution Scheme (DCS) was introduced effective 1<sup>st</sup> Jan 2007 and a defined percentage of the salary of eligible employees out of their total entitlements on account of superannuation benefits is contributed by the Corporation towards the same. A portion of upto 10% of the salary of the eligible employees is currently being contributed to GOI managed PFRDA (Pension Fund Regulatory and Development Authority) National Pension Scheme (NPS) and the balance is being contributed to separate Trusts managed by the Corporation.

₹ in Crores

#### Amount recognized in the Statement of Profit and Loss

Defined Contribution Scheme

2022-23

2021-22

109.79

286.34

#### Defined Benefit Plans

The Group has the following Defined Benefit Plans :-

##### Gratuity:

The Corporation has a Defined Benefit Gratuity plan managed by a Trust. Trustees administer the contributions made to the Trust, investments thereof etc. Based on actuarial valuation, the contribution is paid to the trust which is invested in plan assets as per the investment pattern prescribed by the Government. Gratuity is paid to a staff member who has put in a minimum qualifying period of 5 years of continuous service, on superannuation, resignation, termination or to his nominee on death.

##### Other Defined Benefits include:

- Post Retirement Medical Scheme (managed by a Trust) for eligible employees, their spouse, dependent children and dependent parents;
- Pension / Ex-Gratia scheme to the retired employees who are entitled to receive the monthly pension / ex-gratia for life;
- Death in service / Permanent Disablement benefit given to the spouse of the employee / employee, provided the deceased's family / disabled employee deposits with the Corporation, retirement dues such as Provident Fund, Gratuity, Leave Encashment etc., payable to them;
- Resettlement allowance paid to employees to permanently settle down at the time of retirement;
- Felicitation benefits to retired employees on reaching the age related milestones; and
- The Corporation makes contribution towards Provident Fund, which is administered by the trustees. The Corporation has an obligation to fund any shortfall on the yield of the trust's investments over the interest rates declared by the Government under EPF scheme.

These defined benefit plans expose the Group to actuarial risks, such as longevity risk, interest rate risk, and market (investment) risk.



## NOTE 48 EMPLOYEE BENEFITS (CONSOLIDATED) (CONTD.)

### Movement in net defined benefit (asset)/liability

₹ in Crores

Particulars	Gratuity Funded		Post Retirement Medical Funded		Gratuity Non Funded		Ex-Gratia Scheme	
	2022-23	2021-22	2022-23	2021-22	2022-23	2021-22	2022-23	2021-22
<b>a) Reconciliation of balances of Defined Benefit Obligations.</b>								
Defined Obligations at the beginning of the year	842.00	808.72	1,812.07	1,725.13	11.71	0.31	642.40	663.02
Change in plan on common control transaction <sup>f</sup>	11.31	-	-	-	(11.31)	-	-	-
Addition due to change in control*	-	-	-	-	-	10.34	-	-
Interest Cost	60.47	55.15	132.10	119.21	0.26	0.55	46.83	45.81
Current Service Cost	13.76	13.19	32.23	46.92	0.03	0.57	6.67	7.49
Past Service Cost	-	90.82	(22.09)	(102.44)	-	-	-	-
Benefits paid	(89.76)	(106.37)	(101.61)	(85.32)	(0.36)	(0.47)	(48.08)	(46.37)
<b>Actuarial (Gains)/ Losses on obligations</b>								
-Changes in Demographic Assumptions	-	(1.12)	-	(4.58)	-	(0.04)	-	2.12
-Changes in financial Assumptions	(15.33)	(27.15)	(36.44)	12.17	(0.54)	0.47	(9.71)	(19.70)
-Experience adjustments	3.42	8.76	442.19	100.98	0.32	(0.02)	(5.08)	(9.97)
<b>Defined Obligations at the end of the year</b>	<b>825.87</b>	<b>842.00</b>	<b>2,258.45</b>	<b>1,812.07</b>	<b>0.11</b>	<b>11.71</b>	<b>633.03</b>	<b>642.40</b>
<b>b) Reconciliation of balances of Fair Value of Plan Assets</b>								
Fair Value at the beginning of the year	842.45	869.16	1,913.29	1,800.19	-	-	196.26	-
Interest income (i)	60.51	59.28	141.58	124.39	-	-	32.89	-
Return on Plan Assets, excluding interest income(ii)	6.53	10.95	(2.55)	15.58	-	-	3.92	4.07
Actual Return on Plan assets (i+ii)	67.04	70.23	139.03	139.97	-	-	36.81	4.07
Contribution by employer	-	-	-	56.88	-	-	430.71	235.30
Contribution by employee	-	-	1.27	1.57	-	-	-	-
Amount Reimbursed by Trust	(9.43)	-	-	-	-	-	-	-
Benefits paid	(83.70)	(96.94)	(92.82)	(85.32)	-	-	(48.08)	(43.11)
<b>Fair Value of Plan Assets at the end of the year</b>	<b>816.36</b>	<b>842.45</b>	<b>1,960.77</b>	<b>1,913.29</b>	<b>-</b>	<b>-</b>	<b>615.70</b>	<b>196.26</b>
<b>c) Liabilities/(Assets) recognized in Balance sheet (a-b)</b>	<b>9.51</b>	<b>(0.45)</b>	<b>297.68</b>	<b>(101.22)</b>	<b>0.11</b>	<b>11.71</b>	<b>17.33</b>	<b>446.14</b>
<b>d) Amount recognized in Statement of Profit and Loss</b>								
Current Service Cost	13.76	13.19	32.23	46.92	0.03	0.57	6.67	7.49
Past Service Cost	-	90.82	(22.09)	(102.44)	-	-	-	-
Interest Cost	60.47	55.15	132.10	119.21	0.26	0.55	46.83	45.81
Interest income	(60.51)	(59.28)	(141.58)	(124.39)	-	-	(32.89)	-
Contribution by employee	-	-	(1.27)	(1.57)	-	-	-	-
<b>Expenses for the year</b>	<b>13.72</b>	<b>99.88</b>	<b>(0.61)</b>	<b>(62.27)</b>	<b>0.29</b>	<b>1.12</b>	<b>20.61</b>	<b>53.30</b>



## NOTE 48 EMPLOYEE BENEFITS (CONSOLIDATED) (CONTD.)

### Movement in net defined benefit (asset)/liability

₹ in Crores

Particulars	Gratuity Funded		Post Retirement Medical Funded		Gratuity Non Funded		Ex-Gratia Scheme	
							Funded	Non Funded
	2022-23	2021-22	2022-23	2021-22	2022-23	2021-22	2022-23	2021-22
<b>e) Amount recognized in Other Comprehensive Income Remeasurements :</b>								
<b>Actuarial (Gains)/ Losses</b>								
-Changes in Demographic Assumptions	-	(1.12)	-	(4.58)	-	(0.04)	-	2.12
-Changes in financial assumptions	(15.33)	(27.15)	(36.44)	12.17	(0.54)	0.47	(9.71)	(19.70)
-Experience adjustments	3.42	8.76	442.19	100.98	0.32	(0.02)	(5.08)	(9.97)
Return on plan assets excluding net interest cost	(6.53)	(10.95)	2.55	(15.58)	-	-	(3.92)	(4.07)
<b>Total</b>	<b>(18.44)</b>	<b>(30.46)</b>	<b>408.30</b>	<b>92.99</b>	<b>(0.22)</b>	<b>0.41</b>	<b>(18.71)</b>	<b>(31.62)</b>
<b>f) Major Actuarial Assumptions</b>								
Discount Rate (%)	7.50	7.25	7.53	7.40	7.27-7.64	6.98-7.27	7.49	7.29
Salary Escalation/ Inflation (%)	8.00	8.00	NA	NA	5.00-8.00	5.00-8.00	NA	NA
Expected Return on Plan assets (%)	7.50	7.25	7.53	7.40	NA	NA	7.49	7.29
<b>g) Investment pattern for Fund</b>								
<b>Category of Asset</b>								
Government of India Securities (%)	16.29	15.20	24.22	18.76	-	-	13.46	-
Corporate Bonds (%)	1.35	1.78	32.43	42.57	-	-	22.69	-
Insurer Managed funds (%)	81.32	82.43	-	-	-	-	-	-
State Government Securities (%)	0.46	-	35.45	32.63	-	-	54.73	-
Others (%)	0.58	0.59	7.90	6.04	-	-	9.12	100.00
<b>Total (%)</b>	<b>100.00</b>	<b>100.00</b>	<b>100.00</b>	<b>100.00</b>	<b>-</b>	<b>-</b>	<b>100.00</b>	<b>100.00</b>

The estimates for future salary increases, considered in actuarial valuation, take into account inflation, seniority, promotion and other relevant factors.

The expected return on plan assets is based on market expectation at the beginning of the period, for returns over the entire life of the related obligations.

For the funded plans, the trusts maintain appropriate fund balance considering the analysis of maturities. Projected Unit credit method is adopted for Asset-Liability Matching.

In respect of investments made by PRMB Trust, total Provision as at 31<sup>st</sup> March 2023 was ₹25.50 Crores (as at 31<sup>st</sup> March 2022: ₹25.50 Crores).

Past Service cost in respect of Gratuity was recognized during FY 2021-22 for the benefit payable in future after DA reaching the specified limit and in respect of Post Retirement Medical Benefits is recognized during both FY 2022-23 and FY 2021-22 on account of amendment in the member eligibility criteria of the scheme.

# During FY 2022-23, Gratuity Unfunded scheme of Bharat Oman Refineries Limited has been merged with BPCL Gratuity Fund and thereafter the liability for the same has been assumed by Corporation in respect of all these employees.

\*Bharat Oman Refineries Limited has become the subsidiary of the Corporation w.e.f. 30<sup>th</sup> June 2021. Accordingly, Financial Statements of BORL has been consolidated from that date.

## NOTE 48 EMPLOYEE BENEFITS (CONSOLIDATED) (CONTD.)

### Movement in net defined benefit (asset)/ liability

₹ in Crores

Particulars	Death / Permanent disablement Non Funded		Re-settlement Allowance Non Funded		Burmah Shell Pension Non Funded		Felicitation Scheme Non Funded	
	2022-23	2021-22	2022-23	2021-22	2022-23	2021-22	2022-23	2021-22
<b>a) Reconciliation of balances of Defined Benefit Obligations.</b>								
Defined Obligations at the beginning of the year	9.87	12.75	16.60	9.28	53.39	64.32	71.58	78.58
Interest Cost	0.60	0.77	1.20	0.63	3.58	4.03	5.25	5.43
Current Service Cost	-	-	3.56	1.94	-	-	1.37	1.53
Past Service Cost	-	-	-	-	-	-	-	-
Benefits paid	(7.21)	(7.74)	(2.01)	(2.38)	(10.66)	(12.39)	(2.83)	(2.38)
<b>Actuarial (Gains)/ Losses on obligations</b>								
-Changes in Demographic Assumptions	-	-	-	0.19	-	-	-	0.03
-Changes in financial Assumptions	(3.57)	(0.10)	(0.31)	(0.54)	(0.83)	(0.69)	(0.90)	(3.51)
-Experience adjustments	8.34	4.19	(2.75)	7.48	0.11	(1.88)	(0.42)	(8.10)
<b>Defined Obligations at the end of the year</b>	<b>8.03</b>	<b>9.87</b>	<b>16.29</b>	<b>16.60</b>	<b>45.59</b>	<b>53.39</b>	<b>74.05</b>	<b>71.58</b>
<b>b) Amount recognized in Balance sheet</b>	<b>8.03</b>	<b>9.87</b>	<b>16.29</b>	<b>16.60</b>	<b>45.59</b>	<b>53.39</b>	<b>74.05</b>	<b>71.58</b>
<b>c) Amount recognized in Statement of Profit and Loss</b>								
Current Service Cost	-	-	3.56	1.94	-	-	1.37	1.53
Past Service Cost	-	-	-	-	-	-	-	-
Interest Cost	0.60	0.77	1.20	0.63	3.58	4.03	5.25	5.43
<b>Expenses for the year</b>	<b>0.60</b>	<b>0.77</b>	<b>4.76</b>	<b>2.57</b>	<b>3.58</b>	<b>4.03</b>	<b>6.62</b>	<b>6.96</b>
<b>d) Amount recognized in Other Comprehensive Income Remeasurements:</b>								
<b>Actuarial (Gains)/ Losses</b>								
-Changes in Demographic Assumptions	-	-	-	0.19	-	-	-	0.03
-Changes in financial assumptions	(3.57)	(0.10)	(0.31)	(0.54)	(0.83)	(0.69)	(0.90)	(3.51)
-Experience adjustments	8.34	4.19	(2.75)	7.48	0.11	(1.88)	(0.42)	(8.10)
<b>Total</b>	<b>4.77</b>	<b>4.09</b>	<b>(3.06)</b>	<b>7.13</b>	<b>(0.72)</b>	<b>(2.57)</b>	<b>(1.32)</b>	<b>(11.58)</b>
<b>e) Major Actuarial Assumptions</b>								
Discount Rate (%)	7.30	6.09	7.50	7.25	7.35	6.70	7.53	7.40

### Sensitivity analysis

Sensitivity analysis for significant actuarial assumptions, showing how the defined benefit obligation would be affected, considering increase/decrease of 1% as at 31<sup>st</sup> March 2023 is as below:



## NOTE 48 EMPLOYEE BENEFITS (CONSOLIDATED) (CONTD.)

₹ in Crores

Particulars	Gratuity - Funded	Post Retirement Medical - Funded	Exgratia scheme - Funded	Gratuity - Non - Funded	Burmah shell Pension - Non-Funded	Death/ Permanent Disablement - Non-funded	Resettlement allowance - Non-funded	Felicitation Scheme - Non-Funded
+ 1% change in rate of Discounting	(55.94)	(250.68)	(44.31)	(0.01)	(1.21)	(2.71)	(1.11)	(6.34)
- 1% change in rate of Discounting	65.02	307.42	51.78	0.01	1.29	2.92	1.29	7.54
+ 1% change in rate of Salary increase	12.06	-	-	0.01	-	-	-	-
- 1% change in rate of Salary increase	(14.01)	-	-	(0.01)	-	-	-	-

Sensitivity analysis for significant actuarial assumptions, showing how the defined benefit obligation would be affected, considering increase/decrease of 1% as at 31<sup>st</sup> March 2022 is as below:

₹ in Crores

Particulars	Gratuity - Funded	Post Retirement Medical - Funded	Exgratia scheme - Non - Funded	Gratuity - Non - Funded	Burmah shell Pension - Non-Funded	Death/ Permanent Disablement - Non-funded	Resettlement allowance - Non-funded	Felicitation Scheme - Non-Funded
+ 1% change in rate of Discounting	(56.78)	(209.19)	(46.54)	(0.83)	(1.50)	(3.05)	(1.11)	(6.29)
- 1% change in rate of Discounting	66.03	259.10	54.59	0.86	1.61	3.33	1.30	7.51
+ 1% change in rate of Salary increase	12.13	-	-	0.85	-	-	-	-
- 1% change in rate of Salary increase	(14.26)	-	-	(0.85)	-	-	-	-

Sensitivity for significant actuarial assumptions is computed by varying one actuarial assumption used for the valuation keeping all other actuarial assumptions constant.

### The expected future cash flows as at 31<sup>st</sup> March 2023 are as follows:

₹ in Crores

Particulars	Gratuity - Funded	Post Retirement Medical - Funded	Exgratia scheme - Funded	Gratuity - Non - Funded	Burmah shell Pension - Non-Funded	Death/ Permanent Disablement - Non-funded	Resettlement allowance - Non-funded	Felicitation Scheme - Non-Funded
<b>Projected benefits payable in future years from the date of reporting</b>								
1 <sup>st</sup> following year	95.98	117.35	47.47	0.00	1.77	2.06	10.50	3.03
2 <sup>nd</sup> following year	59.07	136.30	47.74	0.00	1.52	1.04	7.41	3.60
3 <sup>rd</sup> following year	82.58	145.73	47.73	0.08	1.42	1.79	6.14	3.77
4 <sup>th</sup> following year	70.73	156.38	47.41	0.00	1.14	1.50	5.02	4.01
5 <sup>th</sup> following year	85.10	167.42	47.09	0.00	0.93	1.58	4.06	4.71
Years 6 to 10	373.09	1,029.97	227.72	0.01	2.63	7.20	10.54	29.73

## NOTE 48 EMPLOYEE BENEFITS (CONSOLIDATED) (CONTD.)

Other details as at 31<sup>st</sup> March 2023

₹ in Crores

Particulars	Gratuity - Funded	Post Retirement Medical - Funded	Exgratia scheme- Funded	Gratuity - Non - Funded	Burmah shell Pension- Non-Funded	Death/ Permanent Disablement- Non-funded	Resettlement allowance- Non-funded	Felicitation Scheme - Non-Funded
Weighted average duration of the Projected Benefit Obligation (in years)	9.00	13.36	8.59	9.00	4.05	6.00	9.00	10.37
Prescribed contribution for next year (₹ in Crores)	23.15	341.36	17.34	-	-	-	-	-
Mortality Table								
-During Employment	<b>Indian Assured Lives Mortality 2012-14 (Urban)</b>							
-After Employment	<b>Indian Individual AMT (2012-15)</b>							

### [B] Provident Fund:

The Corporation's contribution to the Provident Fund is remitted to a separate trust established for this purpose based on a fixed percentage of the eligible employees' salary and charged to Statement of Profit and Loss. Shortfall, if any, in the fund's revenues based on the EPFO specified rate of return, will need to be made good by the Corporation and is charged to Statement of Profit and Loss. The actual return earned by the fund has been higher than the EPFO specified minimum rate of return in most of the earlier years. During FY 2022-23, subsequent to the merger of Bharat Oman Refineries Limited (BORL) with the Corporation, provident fund contributions of employees of erstwhile BORL, which were earlier deposited with the Regional Provident Fund Commissioner (RPF), are now being remitted to Provident Fund Trust managed by the Corporation.

During FY 2022-23, settlement of certain defaulted securities (against which provisions were created in earlier periods) were completed. Accordingly, the provision as on 31<sup>st</sup> March 2023 is ₹94.17 Crores (₹124 Crores as on 31<sup>st</sup> March 2022). Against the provision, the advance given by the Corporation to the Trust stands at ₹88.73 Crores as on 31<sup>st</sup> March 2023 (₹124 Crores as on 31<sup>st</sup> March 2022). The Fund balance is sufficient to meet the fund obligations as on 31<sup>st</sup> March 2023 and 31<sup>st</sup> March 2022.

The details of fund obligations of the Corporation are given below:

₹ in Crores

Particulars	31 <sup>st</sup> March 2023	31 <sup>st</sup> March 2022
Present Value of benefit obligation at period end	5,347.16	5,044.81

In case of BPRL, the contribution to Provident Fund is remitted to Employees Provident Fund Organisation on a fixed percentage of the eligible employee's salary and charged to Statement of Profit and Loss.

## NOTE 49 RELATED PARTY TRANSACTIONS (CONSOLIDATED)

### a) Names of the Related parties

#### I Joint Venture & Associate Companies

- 1 Indraprastha Gas Limited
- 2 Bharat Oman Refineries Limited (became Wholly-Owned subsidiary w.e.f. 30<sup>th</sup> June 2021)(Refer Note No. 62)
- 3 Petronet India Limited \*
- 4 Petronet CI Limited \*
- 5 Petronet LNG Limited (including Petronet Energy Limited)
- 6 Maharashtra Natural Gas Limited
- 7 Central UP Gas Limited
- 8 Sabarmati Gas Limited
- 9 Bharat Stars Services Private Limited (Including Bharat Stars Services (Delhi) Private Limited)
- 10 Bharat Renewable Energy Limited \*
- 11 Matrix Bharat Pte. Ltd.
- 12 Delhi Aviation Fuel Facility Private Limited
- 13 Kannur International Airport Limited
- 14 GSPL India Gasnet Limited
- 15 GSPL India Transco Limited
- 16 Mumbai Aviation Fuel Farm Facility Private Limited
- 17 Kochi Salem Pipeline Private Limited
- 18 BPCL-KIAL Fuel Farm Private Limited
- 19 Haridwar Natural Gas Private Limited
- 20 Goa Natural Gas Private Limited
- 21 FINO Paytech Limited (including Fino Payments Bank)
- 22 Ratnagiri Refinery and Petrochemicals Limited
- 23 Ujjwala Plus Foundation (Section 8 Company)^
- 24 IBV (Brasil) Petroleo Ltda.
- 25 Taas India Pte Ltd
- 26 Vankor India Pte Ltd
- 27 Falcon Oil & Gas BV
- 28 Mozambique LNG1 Company Pte Ltd
- 29 Moz LNG1 Holding Company Ltd
- 30 Moz LNG1 Financing Company Ltd.
- 31 Mozambique LNG1 Co. Financing, LDA
- 32 LLC TYNGD
- 33 JSC Vankorneft
- 34 Urja Bharat Pte. Ltd.
- 35 IHB Limited

\*Companies in the process of winding up

#### II Key Management Personnel

- 1 Shri Krishnakumar Gopalan, Chairman & Managing Director (w.e.f. 17<sup>th</sup> March 2023)
- 2 Shri Vetsa Ramakrishna Gupta, Director (Finance) (w.e.f. 7<sup>th</sup> September 2021). He is holding additional charge of Director (Human Resources) (w.e.f. 1<sup>st</sup> January 2022) and additional charge of C&MD (w.e.f. 1<sup>st</sup> November 2022 upto 17<sup>th</sup> March 2023).
- 3 Shri Sanjay Khanna, Director (Refineries) (w.e.f. 22<sup>nd</sup> February 2022)
- 4 Shri Sukhmal Kumar Jain, Director Marketing (w.e.f. 22<sup>nd</sup> August 2022)
- 5 Shri Arun Kumar Singh, Chairman & Managing Director (upto 31<sup>st</sup> October 2022). He was holding additional charge of Director (Marketing) (upto 21<sup>st</sup> August 2022)
- 6 Shri N. Vijayagopal, Director (Finance) (upto 31<sup>st</sup> July 2021)
- 7 Shri K. Padmakar, Director (Human Resources) (upto 31<sup>st</sup> December 2021)

## NOTE 49 RELATED PARTY TRANSACTIONS (CONSOLIDATED) (CONTD.)

- 8 Smt. V. Kala, Company Secretary (w.e.f. 13<sup>th</sup> February 2020)
- 9 Shri Harshadkumar P. Shah, Independent Director (upto 15<sup>th</sup> July 2022)
- 10 Shri Pradeep Vishambhar Agrawal, Independent Director (w.e.f. 12<sup>th</sup> November 2021)
- 11 Shri Ghanshyam Sher, Independent Director (w.e.f. 12<sup>th</sup> November 2021)
- 12 Dr. (Smt) Aiswarya Biswal, Independent Director (w.e.f. 12<sup>th</sup> November 2021)
- 13 Prof. (Dr.) Bhagwati Prasad Saraswat, Independent Director (w.e.f. 12<sup>th</sup> November 2021)
- 14 Shri Gopal Krishnan Agarwal, Independent Director (w.e.f. 12<sup>th</sup> November 2021)
- 15 Smt. Kamini Chauhan Ratan, Government Nominee Director (w.e.f. 21<sup>st</sup> December 2022)
- 16 Shri Gudey Srinivas, Government Nominee Director (upto 25<sup>th</sup> September 2022)
- 17 Shri Suman Billa, Government Nominee Director (w.e.f. 16<sup>th</sup> March 2022)
- 18 Shri Rajesh Aggarwal, Govt. Nominee Director (upto 22<sup>nd</sup> September 2021)
- 19 Dr. Shri K. Ellangovan, Government Nominee Director (upto 31<sup>st</sup> January 2022)
- 20 Dr. (Smt) Sushma Agarwal, Independent Director (w.e.f. 10<sup>th</sup> March 2023)
- 21 Smt. Yatinder Prasad, Govt. Nominee Director (w.e.f. 29<sup>th</sup> October 2022 upto 20<sup>th</sup> December 2022)

### III Retirement Benefit Fund/ Trusts

- 1 Indian Provident Fund of BPCL
- 2 Pension Fund of BPCL
- 3 BPCL Employees Post Retirement Medical Benefits Trust
- 4 Gratuity Fund of BPCL
- 5 BPCL Monthly Ex-Gratia Trust

b) The nature wise transactions and outstanding at period end of the Group with the above Related Party are as follows:

₹ in Crores

S.No.	Nature of Transactions	2022-23	2021-22*
1.	Purchase of goods (i)	15,053.47	21,595.30
2.	Sale of goods (ii)	1,006.26	691.00
3.	Rendering of Services	79.34	97.74
4.	Receiving of Services	266.77	247.90
5.	Interest Income	1.01	29.64
6.	Dividend Income	2,017.13	961.38
7.	Investment in Equity <sup>#</sup>	1,264.55	662.59
8.	Repayment of Loan Given	3.75	-
9.	Management Contracts (Employees on deputation/ consultancy services)	15.61	18.79
10.	Lease Rentals Income	0.66	8.57
11.	Buy back of shares	27.46	-
12.	Lease Rentals and other charges paid	0.24	-
13.	Refundable deposit given	0.09	4.02
14.	Deposit refund received	-	0.02
15.	Advance against Equity <sup>#</sup>	32.56	195.54
16.	Provision for Advance against Equity at year end	0.54	0.54
17.	Receivables at year end	2,338.53	1,982.05
18.	Advance given outstanding at year end	98.30	106.60
19.	Payables as at year end	572.74	532.72
20.	Advance received outstanding at year end	3.83	0.12
21.	Commitments	-	250.00
22.	Guarantee Given (Outstanding)	753.50	753.50
23.	Guarantee Received (Outstanding)	90.21	90.21

\* W.e.f from 30<sup>th</sup> June 2021, Bharat Oman Refineries Limited (BORL) has become a Wholly Owned Subsidiary of the Corporation, accordingly transactions with BORL have been included to the extent of April-June 2021.

## NOTE 49 RELATED PARTY TRANSACTIONS (CONSOLIDATED) (CONTD.)

- (i) Major transactions entered with Petronet LNG Limited: ₹ **9,140.75 Crores** (Previous period: ₹6,256.77 Crores), Falcon Oil And Gas B.V.: ₹ **3,693.45 Crores** (Previous period: ₹2,298.37 Crores), Indraprastha Gas Limited.: ₹ **1,204.63 Crores** (Previous period: ₹627.11 Crores), Bharat Oman Refineries Limited: **N.A.** (Previous period: ₹11,782.27 Crores)
- (ii) Major transactions entered with Sabarmati Gas Ltd.: ₹ **524.78 Crores** (Previous period: ₹379.32 Crores) and Indraprastha Gas Limited: ₹ **481.21 Crores** (Previous period: ₹309.15 Crores).

The outstanding balances are unsecured (except Loans outstanding) and are being settled in cash except advance against equities which are settled in equity.

# Investment in equity is shown as a transaction only on allotment of shares. Pending such allotment, any amount paid as advance against equity is shown as a balance outstanding at period end.

^ Ujjwala Plus Foundation is a Joint Venture of IOCL, BPCL and HPCL with fund contribution in the ratio of 50:25:25 respectively which was incorporated as a company limited by guarantee (without share capital) under Section 8 of Companies Act, 2013 whereunder the Corporation has undertaken a guarantee to contribute ₹0.05 Crores at the time of winding up, if required.

- c) In the ordinary course of its business, the Group enters into transactions with other Government controlled entities (not included in the list above). The Group has transactions with other government-controlled entities, including but not limited to the following:
- Sales and purchases of goods and ancillary materials;
  - Rendering and receiving of services;
  - Receipt of dividends;
  - Loans and advances;
  - Depositing and borrowing money;
  - Guarantees; and
  - Uses of public utilities.

These transactions are conducted in the ordinary course of business on terms comparable to those with other entities that are not government controlled entities.

### d) Details relating to the personnel referred to in Item No. II above :

Particulars	₹ in Crores	
	2022-23	2021-22
Short-term employee benefits	2.87	3.96
Post-employment benefits	0.53	0.67
Other long-term benefits	0.46	0.77
Others (including sitting fees to non-executive directors)	-	0.06
Share Based Payment	0.79	0.35

### e) The transactions and outstanding at period end with Retirement Benefit Fund/Trust for the Corporation are as follows:

Particulars	₹ in Crores	
	2022-23	2021-22
Contribution to Retirement Benefit Funds/ Trusts	604.19	455.16
Advance given outstanding to Retirement Benefit Funds/ Trusts	-	101.67
Contribution payable to Retirement Benefit Funds/ Trusts	383.79	512.32

## NOTE 50 DUES FROM DIRECTORS / OFFICERS (CONSOLIDATED)

Dues from Directors of the Corporation is ₹ **0.05 Crores** (Previous year: ₹0.04 Crores) and Dues from Officers is ₹ **4.74 Crores** ( Previous year: ₹4.31 Crores).



## NOTE 51 EARNINGS PER SHARE (EPS) (CONSOLIDATED)

Basic EPS is derived by way of dividing the profit for the year attributable to equity holders by the weighted average number of Equity shares outstanding during the year, whereas Diluted EPS factors the effects of all dilutive potential ordinary shares.

### S.No. Nature of Transactions

i. Profit attributable to equity holders of the Corporation for basic and diluted earnings per equity share (₹ in Crores)

	2022-23	2021-22
	<u>2,131.05</u>	<u>11,681.50</u>
ii. Weighted average number of ordinary shares for Basic EPS		
Issued ordinary shares as at 1 <sup>st</sup> April (In Crores)	216.93	216.93
Less : Weighted average No. of shares held by BPCL Trust for Investment in Shares(In Crores)	(3.30)	(3.30)
Less : Weighted average No. of Shares held by BPCL ESPS Trust(In Crores)	(0.68)	(0.88)
<b>Weighted average number of shares for calculating basic EPS (In Crores)</b>	<u>212.95</u>	<u>212.75</u>
iii. Basic & Diluted Earning per Share (₹ per share)	<u>10.01</u>	<u>54.91</u>

ii. Weighted average number of ordinary shares for Basic EPS

Issued ordinary shares as at 1<sup>st</sup> April (In Crores)

Less : Weighted average No. of shares held by BPCL Trust for Investment in Shares(In Crores)

Less : Weighted average No. of Shares held by BPCL ESPS Trust(In Crores)

**Weighted average number of shares for calculating basic EPS (In Crores)**

iii. Basic & Diluted Earning per Share (₹ per share)

## NOTE 52 SHARE BASED PAYMENT (CONSOLIDATED)

### (a) Employee option plan

The Corporation had floated an Employee Stock Purchase Scheme (“BPCL Employee Stock Purchase Scheme-2020” or “Scheme” or “ESPS”) on 28<sup>th</sup> September 2020 (Grant Date) after taking Shareholders’ approval on that date., giving the background of proposed disinvestment by the Government of India (“GOI”). As a recognition of contribution of employees in growth of the Corporation and increase in shareholders’ value, the Scheme as a primary objective seeks to reward eligible employees for their loyalty/longevity with the Corporation. The Scheme also covered the employees who had opted for Voluntary Retirement Scheme (VRS) during FY 2020-21.

As per Vesting Condition of the Scheme, the employee had to render services till the date of share transfer or retirement (including VRS) or Death in Service whichever is earlier. In view of the above, the Scheme was accounted as Employee Stock Option Scheme, in line with the applicable Ind AS.

Each option converted into one equity share of the Corporation upon exercise. No amounts were paid or payable by the recipient on receipt of the option. The options carried neither rights to dividends nor voting rights. These options were vested and exercised on 20<sup>th</sup> April 2021. All options which remained unexercised during FY 2021-22 have lapsed.

The share-based payments (options) to employees being equity-settled instruments are measured at the fair value of the equity instruments of the Corporation at the grant date. The fair value determined at the grant date of the equity-settled share-based payments is expensed on a straight-line basis over the vesting period, based on the Corporation’s estimate of equity instruments that will eventually vest, with a corresponding increase in Total Equity.

## NOTE 52 SHARE BASED PAYMENT (CONSOLIDATED) (CONTD.)

### (b) Movement during the period

The number and weighted average exercise prices (WAEP) of the options and movement during the period is as follows:

Particulars	2022-23		2021-22	
	Number of options	WAEP (in ₹)	Number of options	WAEP (in ₹)
Opening balance	-	-	3,96,36,732.00	126.54
Granted during the period	-	-	-	-
Exercised during the period	-	-	(3,65,42,077.00)	126.54
Forfeited during the period	-	-	(3,71,75.00)	126.54
Expired during the period	-	-	(30,57,480.00)	126.54
<b>Closing balance</b>	-	-	-	126.54
<b>Exercisable at period end</b>	-	-	-	-

### (c) Fair value of options granted

The model inputs used in the measurement of grant date fair value are as follows:

Particulars	BPCL ESPS Scheme 2020 Black Scholes Merton formula
Option pricing model used	
Fair Value of options on Grant Date	₹ 235.77
Share Price on Grant Date	₹ 385.15
Exercise price	₹ 126.54
Dividend Yield	6.13%
Expected Volatility*	45.00%
Risk free interest rate	3.63%
Expected life of share options	0.56 Years

\*The expected volatility is based on the historic volatility of the share price.

### (d) Expense arising from share based payment transactions

Total expense of ₹ 77.06 Crores (Previous year: ₹ 940.72 Crores) arising from share based payment transactions is recognized in Consolidated Statement of Profit and Loss as an Exceptional Item.

## NOTE 53 IMPAIRMENT OF ASSETS (CONSOLIDATED)

The Group assesses at each reporting date, whether there is an indication for impairment of assets. The Group takes into consideration external and internal source of information available about the asset to check whether any indication for impairment exists. If any such indication exists, the corporation estimates the recoverable amount of the asset. The recoverable amount is the higher of an asset's fair value less cost of disposal and value in use. The value in use is assessed based on the estimated future cash flows which are discounted to their present value using the discount rate that reflects the time value of money and risk specific to the assets for which the future cash flows estimates have not been adjusted. An impairment loss is recognized in the Statement of Profit and Loss to the extent asset's carrying amount exceeds its recoverable amount.

BPRL has considered the general business conditions on estimate of future crude oil prices, production and expenditure estimates based on internal and external information / indicators. Based on the assessment, BPRL has carried out impairment testing as at March 31, 2023 in respect of its Cash Generating Units (CGUs) and has recorded an impairment to the extent the carrying amount exceeds the value in use.

For Oil and Gas assets, the expected future cash flows are estimated using Operator's / internal estimate of production, expenditure, reserves volumes and long term crude oil & natural gas prices. The present value of cash flows for assets held directly and assets held through subsidiaries are determined by applying pre-tax-discount rate of ~13.4% p.a. (31<sup>st</sup> March 2022: ~10% p.a.).

The Group, after intra group adjustment, has recognised ₹ **938.55 Crores** (Previous Period: NIL) under Exceptional Items of Consolidated Statement of Profit and Loss towards impairment of offshore Area 1 Rovuma Basin Mozambique and ₹ **31.09 Crores** (Previous year: ₹(62.51) Crores) under Other Expenses/(Other Income) in Consolidated Statement of Profit and Loss towards impairment/reversal of impairment loss of four blocks i.e. block CB-ONN-2010/11, CY/ONN/2004/2, Nunukan PSC (Indonesia), and JPDA 06-103.

## NOTE 54 PROVISION (CONSOLIDATED)

In compliance of Ind AS 37 on "Provisions, Contingent Liabilities and Contingent Assets", the required information is as under:

₹ in Crores

Nature	Opening balance	Additions during the year	Utilisation during the year	Reversals during the year	Closing balance
Excise	0.62	205.23	-	-	205.85
Customs	3.24	-	-	-	3.24
Service Tax	-	0.90	-	-	0.90
Income Tax (TDS)	-	-	-	-	-
VAT/ Sales Tax/ Entry Tax/GST	294.06	148.88	146.63	18.40	277.91
Property Tax	73.60	24.36	8.72	6.52	82.72
<b>Total</b>	<u>371.52</u>	<u>379.37</u>	<u>155.35</u>	<u>24.92</u>	<u>570.62</u>
Previous year	484.26	42.69	91.84	63.59	371.52

The above provisions are made based on estimates and the expected timing of outflows is not ascertainable at this stage.

Above includes provision of ₹ **90.19 Crores** (Previous year: ₹94.39 Crores) for which deposits have been made.

## NOTE 54 PROVISION (CONSOLIDATED) (CONTD.)

Apart from the above in case of BPRL, the non current and current provisions for Liquidated Damages and Abandonment is ₹ **75.18 Crores** (Previous year: ₹ 68.45 Crores).

**Liquidated Damages:** In respect of blocks held in India, as per the Production Sharing Contracts (PSC) signed by BPRL with the Government of India (GoI), BPRL is required to complete Minimum Work Programme (MWP) within stipulated time. In case of delay, Liquidated Damages (LD) is payable for extension of time to complete MWP. Further, in case BPRL does not complete MWP or surrender the block without completing the MWP, an amount as agreed in PSC is required to be paid to the GoI for incomplete portion of the MWP. Accordingly, BPRL has provided ₹ **44.41 Crores** towards liquidated damages as on 31<sup>st</sup> March 2023 (Previous year: ₹ 39.21 Crores) in respect to various blocks.

**Abandonment:** BPRL has Participating Interest in various oil and gas blocks along with other consortium partners. BPRL provides for its obligation for removal and restoration that arise as a consequence of having undertaken the exploration for and evaluation of mineral resources. BPRL has made a provision of ₹ **30.77 Crores** as on 31<sup>st</sup> March 2023 (Previous year: ₹ 29.24 Crores) in respect of BPRL's share of the abandonment obligation.

## NOTE 55 FINANCIAL INSTRUMENTS (CONSOLIDATED)

### A. Accounting classification and fair values

The following table shows the carrying amounts and fair values of financial assets and financial liabilities, including their levels in the fair value hierarchy. It does not include fair value information for financial assets and financial liabilities not measured at fair value if the carrying amount is a reasonable approximation of fair value.



## NOTE 55 FINANCIAL INSTRUMENTS (CONSOLIDATED) (CONTD.)

₹ in Crores

As at 31 <sup>st</sup> March 2023	Note Reference	Carrying amount			Fair value			
		Mandatorily at FVTPL	FVOCI - designated as such	Amortised Cost	Level 1	Level 2	Level 3	Total
<b>Financial assets</b>								
Investment in equity instruments	8	-	800.48	-	673.18	127.30	800.48	800.48
Investment in debt instruments	8 & 14	4,277.14	-	0.01	4,277.14	18.74	4,277.14	4,277.14
Derivative instruments - Interest rate swap	19	18.74	-	-	-	-	18.74	18.74
Advance against equity	10	-	-	344.65	-	-	344.65	344.65
Deposits	10 & 19	-	-	79.79	-	86.03	79.79	86.03
<b>Loans</b>								
Loan to Joint Venture - Haridwar Natural Gas Private Limited	9 & 18	-	-	11.25	-	-	11.25	11.25
Loan to Joint Venture - IBV (Brazil) Petroleo Ltda.	9	2,037.28	-	-	-	2,037.28	2,037.28	2,037.28
Loans to employee	9 & 18	-	-	510.47	-	-	510.47	510.47
PMUY Loans to consumers	9 & 18	-	-	449.05	-	-	449.05	449.05
Others	9 & 18	-	-	1,470.60	-	-	1,470.60	1,470.60
Other Deposits	10 & 19	-	-	116.54	-	-	116.54	116.54
Cash and cash equivalents	16	-	-	2,312.72	-	-	2,312.72	2,312.72
Bank Balances other than Cash and cash equivalents	17	-	-	261.66	-	-	261.66	261.66
Trade receivables	15	-	-	6,723.78	-	-	6,723.78	6,723.78
Others	10 & 19	-	-	1,050.09	-	-	1,050.09	1,050.09
<b>Total</b>		<b>6,333.16</b>	<b>800.48</b>	<b>13,330.61</b>	<b>20,464.25</b>		<b>20,464.25</b>	<b>446.26</b>
<b>Financial liabilities</b>								
Derivative instruments- Forward Contracts	32	0.55	-	-	-	0.55	0.55	0.55
Bonds	25	-	-	9,062.40	8,662.24	-	9,062.40	8,662.24
Debentures	25 & 30	-	-	6,369.72	6,242.00	-	6,369.72	6,242.00
<b>Loans</b>								
Term loans	25 & 30	-	-	31,478.68	-	-	31,478.68	31,478.68
Long Term loans (Foreign Currency)	30	-	-	6,160.00	-	-	6,160.00	6,160.00
Interest Free Loan	25	-	-	221.81	-	189.06	221.81	189.06
Short Term Loans (Foreign Currency)	30	-	-	3,412.00	-	-	3,412.00	3,412.00
Short term borrowings	30	-	-	3,750.00	-	-	3,750.00	3,750.00
Lease Obligations	25a & 30a	-	-	8,921.42	-	-	8,921.42	8,921.42
Other Non-Current financial liabilities	26	-	-	68.89	-	-	68.89	68.89
Trade and Other Payables	31	-	-	24,024.26	-	-	24,024.26	24,024.26
Other Current financial liabilities	32	-	-	21,320.14	-	-	21,320.14	21,320.14
<b>Total</b>		<b>0.55</b>	<b>-</b>	<b>1,14,789.32</b>	<b>1,14,789.87</b>		<b>1,14,789.87</b>	<b>1,14,789.87</b>

**Note:** There are no other categories of financial instruments other than those mentioned above.

## NOTE 55 FINANCIAL INSTRUMENTS (CONSOLIDATED) (CONTD.)

₹ in Crores

As at 31 <sup>st</sup> March 2022	Note Reference	Carrying amount			Fair value			
		Mandatory at FVTPL	FVOCI - designated as such	Amortised Cost	Level 1	Level 2	Level 3	Total
<b>Financial assets</b>								
Investment in equity instruments	8	-	758.13	-	637.33		120.80	758.13
Investment in debt instruments	8 & 14	4,442.27	-	0.01	4,442.27			4,442.27
Derivative instruments - Commodity related	19	7.70	-	-		7.70		7.70
Derivative instruments - Interest rate swap	19	3.47	-	-		3.47		3.47
Derivative instruments - Forward Contracts	19	0.63	-	-		0.63		0.63
Advance against equity	10	-	-	450.09		-		-
Deposits	10 & 19	-	-	67.47		92.20		92.20
<b>Loans</b>								
Loan to Joint Venture - IBV (Brazil) Petroleo Ltda.	9	1,897.20	-	-			1,897.20	1,897.20
Loan to Joint Venture - Hardwar Natural Gas Private Limited	9	-	-	15.00				15.00
Loans to employee	9 & 18	-	-	475.70				475.70
PMUY Loans to consumers	9 & 18	-	-	554.40			581.43	554.40
Other Loans	9 & 18	-	-	1,150.32				1,150.32
Other Deposits	10 & 19	-	-	193.59				193.59
Cash and cash equivalents	16	-	-	2,159.04				2,159.04
Bank Balances other than Cash and cash equivalents	17	-	-	77.65				77.65
Trade receivables	15	-	-	9,707.47				9,707.47
Others	10 & 19	-	-	543.69				543.69
<b>Total</b>		6,351.27	758.13	15,394.43				22,503.83
<b>Financial liabilities</b>								
Derivative Liability on commodity derivatives	32	280.09	-	-		280.09		280.09
Bonds	25 & 30	-	-	12,018.58		12,131.08		12,131.08
Debentures	25 & 30	-	-	6,183.41		6,217.27		6,217.27
<b>Loans</b>								
Term Loans	25 & 30	-	-	24,183.16				24,183.16
Long Term Loans (Foreign Currency)	25 & 30	-	-	6,013.11				6,013.11
Interest Free Loan from Govt. of Kerala	25	-	-	37.42			40.78	37.42
Short term borrowings	30	-	-	7,497.00				7,497.00
Lease Liabilities	25a & 30a	-	-	8,601.52				8,601.52
Other Non-Current financial liabilities	26	-	-	56.63				56.63
Trade and Other Payables	31	-	-	30,347.72				30,347.72
Other Current financial liabilities	32	-	-	20,749.15				20,749.15
<b>Total</b>		280.09	-	1,15,687.70				1,15,967.79

**Note:** There are no other categories of financial instruments other than those mentioned above.



## NOTE 55 FINANCIAL INSTRUMENTS (CONSOLIDATED) (CONTD.)

### B. Measurement of fair values

#### Valuation techniques and significant unobservable inputs

The following tables show the valuation techniques used in measuring Level 2 and Level 3 fair values, for financial instruments measured at fair value in the Balance Sheet, as well as the significant unobservable inputs used.

#### Financial instruments measured at fair value

Type	Valuation technique	Significant unobservable inputs	Inter-relationship between significant unobservable inputs and fair value measurement
Unquoted equity shares (Cochin International Airport Limited)	The Valuation is based on market multiples derived from quoted prices of companies comparable to investee and the expected book value of the investee.	Adjusted market multiple	The estimated fair value would increase/(decrease) if Adjusted market multiple were higher/(lower)
Derivative instruments - forward exchange contracts	Forward pricing: The fair value is determined using quoted forward exchange rates at the reporting date.	Not applicable	Not applicable
Derivative instruments - interest rate swap	Discounted cash flows: The valuation model considers the present value of expected receipt/payment discounted using appropriate discounting rates. This technique also involves using the interest rate curve for projecting the future cash flows.	Not applicable	Not applicable
Derivative instruments - commodity contracts	Fair valuation of Commodity Derivative instruments are based on forward assessment done by Platts which is an independent agency which assesses benchmark global crude oil and product prices. Globally counterparties also use Platts assessment for settlement of transactions.	Not applicable	Not applicable
Non current financial assets and liabilities measured at amortised cost	Discounted cash flows: The valuation model considers the present value of expected receipt/payment discounted using appropriate discounting rates.	Not applicable	Not applicable
PMUY Loans to consumers	Discounted cash flows: The valuation model considers the present value of expected receipt/ payment discounted using appropriate discounting rates.	Subsidy rate	The estimated fair value would increase/(decrease) if subsidy rate were higher/ (lower)
Loan to Joint Venture (in case of BPRL)	Binomial model: The share price is simulated using a Binomial model from the valuation date to the maturity of the loan. As the number of shares is dependent on USDBRL exchange rate, the same was simulated using a GARCH model.	Share price (31 <sup>st</sup> March 2023: 1 BRL) Credit spread (31 <sup>st</sup> March 2023: 2.58%)	Not applicable



## NOTE 55 FINANCIAL INSTRUMENTS (CONSOLIDATED) (CONTD.)

### Level 3 fair values

#### Reconciliation of Level 3 fair values

The following table shows a reconciliation of the opening and closing balances for Level 3 fair values.

₹ in Crores

Particulars	Equity securities Loan to joint venture in case of BPRL	
Opening Balance(1 <sup>st</sup> April 2021)	95.71	1,939.51
Net change in fair value (unrealised)	25.09	(101.73)
FCTR	-	(3.87)
Effect of foreign exchange fluctuations	-	63.29
Closing Balance (31 <sup>st</sup> March 2022)	120.80	1,897.20
Opening Balance(1 <sup>st</sup> April 2022)	120.80	1,897.20
Net change in fair value (unrealised)	6.50	(30.26)
FCTR	-	(5.84)
Effect of foreign exchange fluctuations	-	176.18
<b>Closing Balance (31<sup>st</sup> March 2023)</b>	<b>127.30</b>	<b>2,037.28</b>

#### Sensitivity analysis

For the fair values of unquoted equity shares in case of Corporation and loan to joint venture in case of BPRL reasonably possible changes at the reporting date to one of the significant unobservable inputs, holding other inputs constant, would have the following effects:

₹ in Crores

Significant unobservable inputs	As at 31 <sup>st</sup> March 2023		As at 31 <sup>st</sup> March 2022	
	Profit or loss		Profit or loss	
	Increase	Decrease	Increase	Decrease
Market Multiples (5% movement)	6.36	(6.36)	6.04	(6.04)
Credit spread (10% movement)	(55.98)	56.91	(40.79)	41.36
Share price (10% movement)	295.03	(296.10)	297.29	(290.65)

### C. Financial risk management

#### C.i. Risk management framework

The Group has exposure to the following risks arising from financial instruments:

- Credit risk ;
- Liquidity risk ; and
- Market risk

#### C.ii. Credit risk

Credit risk is the risk of financial loss to the Group if a customer or counterparty to a financial instrument fails to meet its contractual obligations, and arises principally from the Group's trade and other receivables, cash and cash equivalents and other bank balances, derivatives and debt securities. The maximum exposure to credit risk in case of all the financial instruments covered below is restricted to their respective carrying amount.



## NOTE 55 FINANCIAL INSTRUMENTS (CONSOLIDATED) (CONTD.)

### (a) Trade and other receivables from customers

Credit risk in respect of trade and other receivables is managed through credit approvals, establishing credit limits and monitoring the creditworthiness of customers to which the Group grants credit terms in the normal course of business.

As at 31<sup>st</sup> March 2023 and 31<sup>st</sup> March 2022, the Group's retail dealers, industrial and aviation customers accounted for the majority of the trade receivables.

### Expected credit loss assessment for Trade and other receivables from customers as at 31<sup>st</sup> March 2023 and 31<sup>st</sup> March 2022.

The Group uses an allowance matrix to measure the expected credit losses of trade and other receivables. The loss rates are computed using a 'roll rate' method based on the probability of receivable progressing through successive stages of delinquency to write off. Roll rates are calculated separately for exposures in different segments based on the following common credit risk characteristics - type of products purchases, type of customers.

The following table provides information about the exposure to credit risk and Expected Credit Loss Allowance for trade and other receivables:

₹ in Crores

As at 31 <sup>st</sup> March 2023	Gross carrying amount	Weighted average loss rate - range	Loss allowance
Debts not due	4,379.36	0.38%	16.66
Debts over due	2,185.16	23.74%	518.75
<b>TOTAL</b>	<b>6,564.52</b>	<b>8.16%</b>	<b>535.41</b>

₹ in Crores

As at 31 <sup>st</sup> March 2022	Gross carrying amount	Weighted average loss rate - range	Loss allowance
Debts not due	6,141.69	0.20%	12.25
Debts over due	3,085.79	13.90%	428.95
<b>TOTAL</b>	<b>9,227.48</b>	<b>4.78%</b>	<b>441.20</b>

The Group does not provide for any loss allowance on trade receivables where risk of default is negligible such as receivables from other oil marketing companies, if any, hence the same is excluded from above. Loss rates are based on actual credit loss experience over the past three years.

The movement in the loss allowance in respect of trade and other receivables during the year was as follows.

₹ in Crores

Particular	Amount
Balance as at 1 <sup>st</sup> April, 2021	535.11
Movement during the year	(93.91)
<b>Balance as at 31<sup>st</sup> March, 2022</b>	<b>441.20</b>
Movement during the year	<b>94.21</b>
<b>Balance as at 31<sup>st</sup> March, 2023</b>	<b>535.41</b>

## NOTE 55 FINANCIAL INSTRUMENTS (CONSOLIDATED) (CONTD.)

### (b) PMUY and Other Loans

As per the Government of India's scheme - Pradhan Mantri Ujjwala Yojana (PMUY), the Corporation has given interest free loans to PMUY customers towards cost of hot plate and 1st refill, which is to be recovered from the subsidy amount payable to customer when such customers book refill. During the year, the Corporation has recalculated gross carrying amount of the loans at period end at the present value of the estimated future contractual cash flows discounted at the original effective interest rate due to revision in estimates of receipts based on projections of subsidy amount per refill. Accordingly, the gross carrying amount of the loans has been reduced by **₹5.24 Crores** (Previous year: ₹367.29 Crores) with a corresponding recognition of expense in the Statement of Profit and Loss.

The Corporation assess the credit risks / significant increases in credit risk on an ongoing basis throughout each reporting period. For determining the expected credit loss on such loans, the Corporation considers the time elapsed since the last refill for determining probability of default on collective basis. Accordingly, the expected credit loss of **₹128.07 Crores** (Previous year: ₹88.15 Crores) has been recognized on carrying amount of **₹577.12 Crores** (Previous year: ₹642.56 Crores) of PMUY Loans. (Refer Note No. 9 and 18).

The movement in the loss allowance in respect of PMUY and other loans during the year was as follows.

₹ in Crores

Particular	Amount
Balance as at 1 <sup>st</sup> April, 2021	87.93
Movement during the year	1.85
<b>Balance as at 31<sup>st</sup> March, 2022</b>	<b>89.78</b>
Movement during the year	<b>40.09</b>
<b>Balance as at 31<sup>st</sup> March, 2023</b>	<b>129.87</b>

### (c) Cash and cash equivalents and Other Bank Balances

The Group held cash and cash equivalents and other bank balances of **₹2,574.38 Crores** at 31<sup>st</sup> March 2023 (Previous Year: ₹2,236.69 Crores). The cash and cash equivalents are held with bank / financial institution counterparties have good credit ratings/ good market standing. Also, Corporation invests its short term surplus funds in bank fixed deposits, Tri Party Repo etc., which carry lesser mark to market risks for short duration.

### (d) Derivatives

The derivatives are entered into with banks, financial institutions and other counterparties with good credit ratings. Further exposures to counter-parties are closely monitored and kept within the approved limits.

## NOTE 55 FINANCIAL INSTRUMENTS (CONSOLIDATED) (CONTD.)

### (e) Investment in debt securities

Investment in debt securities are mainly as loans to subsidiaries, joint venture companies and investment in government securities which do not carry any significant credit risk.

### C.iii. Liquidity risk

Liquidity risk is the risk that the Group will encounter difficulty in meeting the obligations associated with its financial liabilities that are settled by delivering cash or another financial asset.

Liquidity risk is managed by Group through effective fund management. The Group has obtained fund and non-fund based working capital lines from various banks. Furthermore, the Group has access to funds from debt markets through commercial paper programs, foreign currency borrowings and other debt instruments.

The following are the remaining contractual maturities of financial liabilities at the reporting date. The amounts are gross and undiscounted, and include estimated interest payments;

### Maturity Analysis of Significant Financial Liabilities

₹ in Crores

As at 31 <sup>st</sup> March 2023	Contractual cash flows				
	Total	Upto 1 year	1-3 years	3-5 years	More than 5 years
<b>Non-derivative financial liabilities</b>					
Bonds	10,314.89	381.74	4,792.13	5,141.02	-
Term loans	37,119.06	5,431.74	23,852.59	7,224.73	610.00
Non Convertible Debentures	7,364.02	2,859.12	3,442.20	1,062.70	-
Long Term Loans (Foreign Currency)	6,517.91	6,517.91	-	-	-
Lease Liabilities	17,391.18	1,263.32	1,809.55	1,809.16	12,509.15
Short term borrowings	3,754.94	3,754.94	-	-	-
Short term borrowings (Foreign Currency)	3,412.00	3,412.00	-	-	-
Trade and other payables	24,024.26	24,024.26	-	-	-
Other current financial liabilities	21,320.14	21,320.14	-	-	-

## NOTE 55 FINANCIAL INSTRUMENTS (CONSOLIDATED) (CONTD.)

### Maturity Analysis of Significant Financial Liabilities

₹ in Crores

As at 31 <sup>st</sup> March 2022	Contractual cash flows				
	Total	Upto 1 year	1-3 years	3-5 years	More than 5 years
<b>Non-derivative financial liabilities</b>					
Bonds	13,790.25	4,316.26	701.22	8,772.77	-
Term loans	26,288.33	8,230.51	14,642.34	3,057.72	357.76
Non Convertible Debentures	7,307.07	1,155.88	2,934.80	3,216.39	-
Long Term Loans (Foreign Currency)	6,210.27	153.36	5,922.20	110.58	24.13
Lease Liabilities	16,168.84	1,160.23	1,907.10	1,687.65	11,413.86
Short term borrowings	7,593.36	7,593.36	-	-	-
Trade and other payables	30,347.72	30,347.72	-	-	-
Other current financial liabilities	20,749.15	20,749.15	-	-	-

#### C.iv. Market risk

Market Risk is the risk that the fair value or future cash flows of a financial instrument will fluctuate because of changes in market prices. Market risk comprises four types of risk: currency risk, interest rate risk, commodity risk and other price risk.

##### C.iv.a Currency risk

The Group is exposed to currency risk on account of its operating and financing activities. The functional currency of the Corporation is Indian Rupee and its Indian Subsidiaries is Indian Rupee. Our exposure is mainly denominated in US dollars (USD). The USD exchange rate has changed substantially in recent periods and may continue to fluctuate substantially in the future.

The Group has put in place a Financial Risk Management Policy to Identify the most effective and efficient ways of managing the currency risks. The Group uses derivative instruments, (mainly foreign exchange forward contracts) to mitigate the risk of changes in foreign currency exchange rates in line with our policy.

The Group does not use derivative financial instruments for trading or speculative purposes.

## NOTE 55 FINANCIAL INSTRUMENTS (CONSOLIDATED) (CONTD.)

### Exposure to currency risk

The currency profile in INR of foreign currency financial assets and financial liabilities as at 31<sup>st</sup> March 2023 and 31<sup>st</sup> March 2022 are as below:

₹ in Crores

As at 31 <sup>st</sup> March 2023	USD	EURO	JPY	CHF	Others
<b>Financial assets</b>					
Cash and cash equivalents	410.14	0.08	-	-	0.43
Trade receivables and other assets	1,061.67	-	-	-	0.15
<b>Net exposure for assets</b>	<b>1,471.81</b>	<b>0.08</b>	<b>-</b>	<b>-</b>	<b>0.58</b>
<b>Financial liabilities</b>					
Bonds	4,100.75	-	-	-	-
Long Term Loans (Foreign Currency)	6,160.00	-	-	-	-
Short term borrowings	3,412.00	-	-	-	-
Trade Payables and other liabilities	12,666.25	33.91	13.27	-	1.07
Add/(Less): Foreign currency forward exchange contracts	(1,031.91)	-	-	-	-
<b>Net exposure for liabilities</b>	<b>25,307.09</b>	<b>33.91</b>	<b>13.27</b>	<b>-</b>	<b>1.07</b>
<b>Net exposure (Assets - Liabilities)</b>	<b>(23,835.28)</b>	<b>(33.83)</b>	<b>(13.27)</b>	<b>-</b>	<b>(0.49)</b>

₹ in Crores

As at 31 <sup>st</sup> March 2022	USD	EURO	JPY	CHF	Others
<b>Financial assets</b>					
Cash and cash equivalents	238.95	0.09	-	-	0.31
Trade receivables and other assets	3,135.78	-	-	-	0.02
<b>Net exposure for assets</b>	<b>3,374.73</b>	<b>0.09</b>	<b>-</b>	<b>-</b>	<b>0.33</b>
<b>Financial liabilities</b>					
Bonds	7,566.61	-	-	-	-
Long Term Loans (Foreign Currency)	6,013.11	-	-	-	-
Trade Payables and other liabilities	22,382.60	38.69	16.58	0.16	5.70
Add/(Less): Foreign currency forward exchange contracts	(1,856.17)	-	-	-	-
<b>Net exposure for liabilities</b>	<b>34,106.15</b>	<b>38.69</b>	<b>16.58</b>	<b>0.16</b>	<b>5.70</b>
<b>Net exposure (Assets - Liabilities)</b>	<b>(30,731.42)</b>	<b>(38.60)</b>	<b>(16.58)</b>	<b>(0.16)</b>	<b>(5.37)</b>



## NOTE 55 FINANCIAL INSTRUMENTS (CONSOLIDATED) (CONTD.)

### Sensitivity analysis

A reasonably possible strengthening (weakening) of the USD against INR at 31<sup>st</sup> March would have affected the measurement of financial instruments denominated in US dollars and affected profit or loss by the amounts shown below. This analysis assumes that all other variables, in particular interest rates, remain constant and ignores any impact of forecast sales and purchases. In cases where the related foreign exchange fluctuation is capitalised to Property, Plant and Equipment or recognised directly in reserves, the impact indicated below may affect the Group's Statement of Profit and Loss over the remaining life of the related Property, Plant and Equipment or the remaining tenure of the borrowing respectively.

₹ in Crores

Effect in INR (before tax) For the year ended 31 <sup>st</sup> March, 2023	Profit or loss	
	Strengthening	Weakening
3% movement USD	(715.06)	715.06
	(715.06)	715.06

₹ in Crores

Effect in INR (before tax) For the year ended 31 <sup>st</sup> March, 2022	Profit or loss	
	Strengthening	Weakening
3% movement USD	(921.94)	921.94
	(921.94)	921.94

### C.iv.b Interest rate risk

Interest rate risk can be either fair value interest rate risk or cash flow interest rate risk. Fair value interest rate risk is the risk of changes in fair values of fixed interest bearing investments because of fluctuations in the interest rates, in cases where the borrowings are measured at fair value through profit or loss. Cash flow interest rate risk is the risk that the future cash flows of floating interest bearing investments will fluctuate because of fluctuations in the interest rates. The Group's approach to managing interest rate risk is to have a judicious mix of borrowed funds with fixed and floating interest rate obligation.

### Exposure to interest rate risk

Group's interest rate risk arises primarily from borrowings. The interest rate profile of the Group's interest-bearing financial instruments is as follows:

## NOTE 55 FINANCIAL INSTRUMENTS (CONSOLIDATED) (CONTD.)

₹ in Crores

Particulars	Note Reference	As at 31 <sup>st</sup> March 2023	As at 31 <sup>st</sup> March 2022
<b>Fixed-rate instruments</b>			
<b>Financial Assets - measured at amortised cost</b>			
Investment in debt instruments	8	0.01	0.01
Investments in FD & TREP	16	1,785.53	1,395.85
<b>Financial Assets - measured at Fair Value through Profit &amp; Loss</b>			
Investment in debt instruments	14	4,277.14	4,442.27
<b>Total of Fixed Rate Financial Assets</b>		<b>6,062.68</b>	5,838.13
<b>Financial liabilities - measured at amortised cost</b>			
Bonds	25 & 30	9,062.40	12,018.58
Non- Convertible Debentures	25 & 30	6,369.72	6,183.41
Short term borrowings	30	-	5,202.00
Interest Free Term Loan	25	221.81	37.42
<b>Total of Fixed Rate Financial Liabilities</b>		<b>15,653.93</b>	23,441.41
<b>Variable-rate instruments</b>			
<b>Financial Assets - measured at amortised cost</b>			
Loan to Joint Venture	9 & 18	11.25	15.00
<b>Financial Assets - measured at Fair Value through Profit &amp; Loss</b>			
Loan to Joint Venture	9	2,037.28	1,897.20
<b>Total of Variable Rate Financial Assets</b>		<b>2,048.53</b>	1,912.20
<b>Financial liabilities - measured at amortised cost</b>			
Long Term Loans (Foreign Currency)	25 & 30	6,160.00	6,013.11
Short Term Loans (Foreign Currency)	30	3,412.00	-
Short term borrowings	30	3,750.00	2,295.00
Term loans	25 & 30	31,478.68	24,183.16
<b>Total of Variable Rate Financial Liabilities</b>		<b>44,800.68</b>	32,491.27

In respect of Foreign Currency Loans, the Corporation has entered into Interest Rate Swaps of **USD 65 Million** (Previous year: USD 65 Million)

## NOTE 55 FINANCIAL INSTRUMENTS (CONSOLIDATED) (CONTD.)

### Interbank offered rate (IBOR) additional information

The Group has following exposure to LIBOR as at 31<sup>st</sup> March 2023:

Nature of Transaction	Principal Amount in Million USD as on 31 <sup>st</sup> March 2023	Rate of Interest	Year of Repayment
Term loan Facilities	325.00	LIBOR + Margin	2023-24
External Commercial Borrowing	300.00	LIBOR + Margin	2023-24
Term loan Facilities	900.00	LIBOR + Margin	2024-25
Term loan Facilities	100.00	LIBOR + Margin	2025-26
Term loan Facilities	455.00	LIBOR/SOFR + Margin	2026-27
Interest Rate Swap ( 6 monthly)	65.00	Pay- Fix Rate	2023-24
		Receive -LIBOR	

In March 2021, the Financial Conduct Authority (FCA), UK had confirmed that all LIBOR settings will either cease to be provided by any administrator or no longer be representative:

- immediately after 31<sup>st</sup> December 2021, in the case of all sterling, euro, Swiss franc and Japanese yen settings, and the 1-week and 2-month US dollar settings; and
- immediately after 30<sup>th</sup> June 2023, in the case of the remaining US dollar settings.

The aforementioned exposures shall be migrated from LIBOR to an Alternative Reference Rate in line with the announcement. The impact of such migration is not significant.

### Fair value sensitivity analysis for fixed-rate instruments

The Corporation accounts for certain investments in fixed-rate financial assets such as investments in Oil bonds and Government Securities at fair value through profit or loss. Accordingly, a decrease in 25 basis points in interest rates is likely to increase the profit or loss (before tax) for the year ending 31<sup>st</sup> March 2023 by ₹ **19.26 Crores** (Previous year: ₹ 29.43 Crores) and an increase in 25 basis points in interest rates is likely to decrease the profit or loss (before tax) for the year ending 31<sup>st</sup> March 2023 by ₹ **19.14 Crores** (Previous year: ₹ 29.18 Crores).

### Cash flow sensitivity analysis for variable-rate instruments

A reasonably possible change of 25 basis points in interest rates at the reporting date would have increased (decreased) profit or loss by the amounts shown below. This analysis assumes that all other variables, in particular foreign currency exchange rates, remain constant. In cases where the related interest rate risk is capitalised to Property, Plant and Equipment, the impact indicated below may affect the Group's income statement over the remaining life of the related Property, Plant and Equipment.



## NOTE 55 FINANCIAL INSTRUMENTS (CONSOLIDATED) (CONTD.)

₹ in Crores

Cash flow sensitivity (net)	Profit or (loss)	
	0.25 % increase	0.25% decrease
<b>As at 31<sup>st</sup> March 2023</b>		
Variable-rate loan instruments	(93.15)	93.15
<b>Cash flow sensitivity (net)</b>	<b>(93.15)</b>	<b>93.15</b>
<b>As at 31<sup>st</sup> March 2022</b>		
Variable-rate loan instruments	(80.25)	80.25
<b>Cash flow sensitivity (net)</b>	<b>(80.25)</b>	<b>80.25</b>

### C.iv.c Commodity rate risk

Group's profitability gets affected by the price differential (also known as Margin or Crack spread) between prices of products (output) and the price of the crude oil and other feed-stocks used in production (input). Prices of both are set by markets. Hence, Group uses derivatives instruments (swaps, futures, options, and forwards) to hedge exposures to commodity price risk to cover refinery operating cost using Basic Swaps on various products cracks like Naphtha, Gasoline (Petrol), Jet/Kerosene, Gasoil (Diesel) and Fuel Oil against Benchmark Dubai Crude. Further volatility in freight costs is hedged through Freight Forwards and bunker purchases. Settlement of all derivative transactions take place on the basis of monthly average of the daily prices of the settlement month quoted by Platts.

Group measures market risk exposure arising from its trading positions using value-at-risk techniques. These techniques make a statistical assessment of the market risk arising from possible future changes in market prices over a one-day holding period.

Group uses historical model of VAR techniques based on variance/covariance to make a statistical assessment of the market risk arising from possible future changes in market values over a 24-hour period and within a 95% confidence level. The calculation of the range of potential changes in fair value takes into account positions and the history of price movements for last two years. Since there are no open positions as on 31<sup>st</sup> March 2023 VAR for open position as on 31<sup>st</sup> March 2023 is NIL.



## NOTE 55 FINANCIAL INSTRUMENTS (CONSOLIDATED) (CONTD.)

### C.iv.d Price risk

The Group's exposure to equity investments price risk arises from investments held by the Group and classified in the financial statements at fair value through OCI. The Group intends to hold these investments for long-term for better returns and price risk will not be significant from a long term perspective.

### Exposure to price risk

₹ in Crores

Effect in INR (before tax)	Profit or Loss		Other components of Equity	
	Strengthening	Weakening	Strengthening	Weakening
<b>As at 31<sup>st</sup> March 2023</b>				
1% movement				
Investment in Oil India - FVOCI	-	-	6.73	(6.73)
Investment in CIAL - FVOCI	-	-	1.27	(1.27)
<b>Total</b>	-	-	8.00	(8.00)

₹ in Crores

Effect in INR (before tax)	Profit or Loss		Other components of Equity	
	Strengthening	Weakening	Strengthening	Weakening
<b>As at 31<sup>st</sup> March 2022</b>				
1% movement				
Investment in Oil India - FVOCI	-	-	6.37	(6.37)
Investment in CIAL - FVOCI	-	-	1.21	(1.21)
<b>Total</b>	-	-	7.58	(7.58)

## NOTE 55 FINANCIAL INSTRUMENTS (CONSOLIDATED) (CONTD.)

### D. Offsetting

The following table presents the recognised financial instruments that are offset and other similar agreements that are not offset, as at 31<sup>st</sup> March 2023 and 31<sup>st</sup> March 2022.

The column 'net amount' shows the impact on the Corporation's balance sheet if all set-off rights are exercised.

₹ in Crores

Particular	Note reference	Effect of offsetting on the balance sheet			Related amounts not offset		
		Gross amounts	Gross amounts set off in the balance sheet	Net amounts presented in the balance sheet	Financial Instrument	Amounts which can be offset	Net Amount
<b>As at 31<sup>st</sup> March 2023</b>							
<b>Financial liabilities</b>							
Trade and other payables	<b>A</b>	<b>8,211.06</b>	<b>3,464.98</b>	<b>4,746.08</b>			
<b>As at 31<sup>st</sup> March 2022</b>							
<b>Financial liabilities</b>							
Trade and other payables	A	9,289.38	4,677.22	4,612.16			

### Notes

- A. The Corporation purchases and sells petroleum products from different Oil and Gas Companies. Under the terms of the agreement, the amounts payable by the Corporation are offset against receivables and only the net amounts are settled. The relevant amounts have therefore been presented net in the balance sheet.

## NOTE 56 CAPITAL MANAGEMENT (CONSOLIDATED)

The Group's objective is to maximize the shareholders' value by maintaining an optimum capital structure. Management monitors the return on capital as well as the debt equity ratio and makes necessary adjustments in the capital structure for the development of the business.

The Group's debt to equity ratio as at 31<sup>st</sup> March, 2023 was **1.13** (Previous year: 1.08).

**Note:** For the purpose of computing debt to equity ratio, equity includes Equity Share Capital and Other Equity and Debt includes Current and Non current Borrowings.

## NOTE 57 CONTINGENT LIABILITIES AND CAPITAL COMMITMENTS (CONSOLIDATED)

₹ in Crores

Particulars	As at 31 <sup>st</sup> March 2023	As at 31 <sup>st</sup> March 2022
<b>(a) Contingent Liabilities :</b>		
In respect of Income Tax matters	4.64	158.35
<b>Other Matters :</b>		
i) Claims against the Group not acknowledged as debts * :		
Excise and customs matters	90.44	277.71
Service Tax matters	1,231.29	10.93
Sales Tax/VAT/GST/Entry Tax matters	4,841.35	3,410.07
Land Acquisition cases for higher compensation	261.90	288.57
Others	519.76	816.03

\* These include ₹2,790.12 Crores (Previous year: ₹1,336.05 Crores) against which the Group has a recourse for recovery and ₹89.04 Crores (Previous year: ₹88.38 Crores) which are on capital account.

ii) Claims on account of wages, bonus / ex-gratia payments in respect of pending court cases	72.81	63.36
iii) Guarantees	1,016.98	937.72
iv) Share of Interest in Joint Ventures & Associates	1,198.94	1,041.93
<b>(b) Capital Commitments :</b>		
i) Estimated amount of contracts remaining to be executed on capital account and not provided for	5,066.94	4,373.70
ii) Share of Interest in Joint Ventures & Associates	2,474.79	2,346.01

## NOTE 58 ADDITIONAL INFORMATION AS APPEARING IN THE FINANCIAL STATEMENTS OF BHARAT PETRORESOURCES LIMITED(BPRL) (CONSOLIDATED)

### I. Joint Operations

The Group has participating interest in the nature of Production Sharing Contracts (PSC)/Revenue Sharing Contracts (RSC) with the Government of India and/or various bodies corporate in the oil and gas blocks for exploration, development and production activities. The arrangements require consent from consortium partners for all relevant activities and hence it is classified as joint operations. The partners to the agreement have direct right to the assets and are jointly liable for the liabilities incurred by the un-incorporated joint operation. In accordance with Ind AS 111 on "Joint Arrangements", the financial statements of the Group includes the Group's share in the assets, liabilities, incomes and expenses relating to joint operations based on the financial statements received from the respective operators. As per the PSC/RSC, the operator has to submit audited financial statements within 60 days from the end of the year. The income, expenditure, assets and liabilities of the joint operations are merged on line by line basis according to the participating interest with the similar items in the Financial Statements of the Group as given below:

- The Group's share of the assets, liabilities, income and expenditure have been recorded under respective heads based on the audited financial statements for blocks CB/ONN/2010/8 and CB/ONHP/2017/9 (previous year: CB/ONN/2010/8 and CB/ONHP/2017/9).
- There is no expenditure incurred in CY/ONDSF/KARAIKAL/2016 (FY 2021-22: Nil expenditure).
- Block CY-ONHP-2017/1 has been relinquished during the current year.

## NOTE 58 ADDITIONAL INFORMATION AS APPEARING IN THE FINANCIAL STATEMENTS OF BHARAT PETRORESOURCES LIMITED (BPRL) (CONSOLIDATED) (CONTD.)

(iv) Out of the remaining five Indian Blocks (previous year six), the Company has received nil (previous year nil) audited financial statements as at 31<sup>st</sup> March, 2023. Unaudited financial statements for two (previous year three) blocks and billing statements (Statement of Expenses) for remaining three blocks (previous year three) have been received from the operator for the period upto 31<sup>st</sup> March, 2023. The assets, liabilities, income & expenses are accounted on the basis of of such statements received.

During FY 2021-22, the Company's share of assets, liabilities, incomes and expenses were accounted based on unaudited financial statements / billing statements for six blocks. During FY 2022-23, the audited financial statements / billing statements for FY 2021-22 have been received for these blocks and necessary adjustments have been made in the books of accounts for the difference between the unaudited and audited financial statements / billing statements.

(v) In respect of blocks outside India (EP413 - farmed out during 2021-22 and Block 32 - relinquished during 2020-21); the assets, liabilities, income and expenditure have been incorporated on the basis of unaudited financial statements as at 31<sup>st</sup> March 2023 (previous year: assets, liabilities, income and expenditure have been incorporated on the basis of unaudited financial statements as at 31<sup>st</sup> March 2022).

(vi) In respect of blocks in Mozambique and Indonesia the Group has accounted the income and expenses based on the billing statements (Statement of Expenses) received from the operator for the period upto 31<sup>st</sup> March 2023.

### Details of the Group's Participating Interest (PI) in blocks are as under:

	Name	Country	Participating Interest (PI)	
			31 <sup>st</sup> March, 2023	31 <sup>st</sup> March, 2022
<b>Operatorship:</b>				
NELP – IX	CB/ONN/2010/8 @	India	25%#	25%#
OALP	CB-ONHP-2017/9	India	60%	60%
DSF	CY/ONDSF/KARAIKAL/2016	India	100%	100%
<b>Non-operatorship:</b>				
NELP – IV	CY/ONN/2002/2	India	40%	40%
NELP – VI	CY/ONN/2004/2	India	20%	20%
NELP – IX	CB/ONN/2010/11	India	25%*	25%*
NELP – IX	AA/ONN/2010/3	India	20%	20%
OALP	AA-ONHP2017/12	India	10%	10%
OALP	CY-ONHP-2017/1 ^	India	0%	40%
Blocks outside India	JPDA 06-103	Australia / Timor	20%	20%
Blocks outside India	Offshore Area, Rovuma Basin	Mozambique	10%	10%
Blocks outside India	Nunukan PSC, Tarakan Basin	Indonesia	12.5%##	12.5%##

NELP - New Exploration Licensing Policy

OALP - Open Acreage Licensing Policy

DSF - Discovered Small Fields

@ under relinquishment

^ Farmed out/ Relinquished

\* BPRL Share 29.41% in development phase.

# BPRL Share 50% in development phase.

## Pursuant to the cash call payment default of Videocon Indonesia Nunukan Inc. (VINI), the Operator in accordance to the Joint Operating Agreement has submitted the documents for assignment of 23.0% PI from VINI to the other partners in the block for regulatory approval.

## NOTE 58 ADDITIONAL INFORMATION AS APPEARING IN THE FINANCIAL STATEMENTS OF BHARAT PETRORESOURCES LIMITED(BPRL) (CONSOLIDATED) (CONTD.)

The table below provides summarised financial information of the Group's share of assets, liabilities, income and expenses in the joint operations:

₹ in Crores

Particulars	31 <sup>st</sup> March, 2023	31 <sup>st</sup> March, 2022
Property, plant and equipment	0.68	0.72
Other Intangible assets	74.45	90.15
Intangible asset under development *	11,619.34	11,397.02
Other Non-Current Assets	2.61	2.61
Current Assets including financial assets **	166.46	103.89
Cash and Bank Balances	1.73	1.63
Current & Non Current Liabilities/Provisions including financial liabilities	90.91	84.96
Expenses	234.10	375.90
Income	232.38	190.11

\* Includes ₹ 2,010.34 Crores (previous year ₹ 952.05 Crores) which has been provided for by the Group.

\*\* Includes ₹ 137.87 Crores (previous year ₹ 91.45 Crores) which has been provided for by the Group.

### II. Details of Reserves

Group's share of Estimated Ultimate Recovery (EUR) as submitted to DGH for the block CY-ONN-2002/2 as at 31<sup>st</sup> March 2023 is given below:

Project	Details	Crude Oil (Mmm <sup>3</sup> )	Gas (Mmm <sup>3</sup> )
CY-ONN-2002/2	Opening	0.27	120.62
	Addition/(Reduction)	0.00	(60.16)
	Production	0.03	11.14
	Closing	0.24	49.32

MMm<sup>3</sup> = Million Cubic Meters

### III. Others

1. IBV (Brazil) Petroleo Ltda (IBV) has 35.714 % PI in the BM-C-30 Concession. PetroRio Jaugar Limitada became the Operator with 64.286% PI after acquiring stakes from BP (erstwhile Operator with 35.714 % PI) and the other partner TOTAL (28.572% PI). PetroRio Jaugar Limitada, the Operator of BM-C-30 Concession, issued purported Exclusive Operations notice to IBV on 21<sup>st</sup> October 2021 in relation to its proposal for the development of the Wahoo Project as a commercial discovery and the resulting purported declaration of commerciality. Following this notice, IBV has initiated proceedings for interim relief in the courts of Brazil and an Arbitration procedure against the Operator at International Chamber of Commerce, London, which is currently pending.
2. BPRL International Singapore Pte Ltd, holds investments in joint ventures, Vankor India Pte Ltd and Taas India Pte Ltd, with interests in the Russian Federation as disclosed in the financial statements. Consequent to the commencement of special military operations in Ukraine by the Russian Federation, sanctions have been imposed by the United States of America, the European Union and numerous other countries on the Russian government. As at the date of these financial statements, the operations of the joint ventures' investments in Russia, namely JSC Vankorneft and TYNGD LLC, were not immediately affected by the sanctions.

## **NOTE 58 ADDITIONAL INFORMATION AS APPEARING IN THE FINANCIAL STATEMENTS OF BHARAT PETRORESOURCES LIMITED(BPRL) (CONSOLIDATED) (CONTD.)**

Management of Vankor India Pte Ltd and Taas India Pte Ltd has consulted its legal advisor and assessed that the sanctions imposed on Russia had no adverse effect on the Company's investment in the Russia Federation in the immediate term. The management of these companies has also engaged an external valuer and determined that no impairment is required for these investments as the valuation report indicated that the recoverable amounts exceeded the carrying amounts of these investments as at 31<sup>st</sup> December 2022. Accordingly, management of these companies is of the view that the going concern basis is appropriate in the preparation of the financial statements as Company is profitable and has sufficient funds to meet its obligations as and when they fall due.

## **NOTE 59 SEGMENT REPORTING (CONSOLIDATED)**

### **A. Basis for segmentation**

The Group has following two reportable segments. Details of the segments are as follows:

- a) Downstream Petroleum ie. refining and marketing of petroleum products.
- b) Exploration and Production of hydrocarbons (E & P)

Segments have been identified taking into account the nature of activities and its risks and returns.

Committee of Functional Directors (CFD), periodically reviews the internal management reports and evaluates performance/allocates resources based on the analysis of various performance indicators relating to the segments referred to above.

### **B. Information about reportable segments**

Information related to each reportable segment is set out below. Segment profit (loss) after tax is used to measure performance because management believes that this information is the most relevant in evaluating the results of the respective segments relative to other entities that operate in the same industry.

## NOTE 59 SEGMENT REPORTING (CONSOLIDATED) (CONTD.)

₹ in Crores

Particulars*	For the year ended 31 <sup>st</sup> March 2023			For the year ended 31 <sup>st</sup> March 2022		
	Downstream Petroleum	E&P	Total	Downstream Petroleum	E&P	Total
<b>Revenue</b>						
External Customers	5,33,401.38	145.91	5,33,547.29	4,32,422.48	147.14	4,32,569.62
Inter-segment	-	-	-	-	-	-
<b>Total Revenue</b>			5,33,547.29			4,32,569.62
<b>Results</b>						
Segment Results	4,709.49	(670.41)	4,039.08	13,708.10	(478.36)	13,229.74
Unallocated Corporate Expenses			-			-
<b>Operating Profit</b>			4,039.08			13,229.74
<b>Add:</b>						
a) Interest Income			765.41			1,088.72
b) Other Income (excluding Interest Income)			732.81			1,179.82
c) Share of profit of Equity Accounted Investees	1,055.47	1,136.45	2,191.92	947.91	587.82	1,535.73
d) Gain on re-measurement of previously held investment in BORL			-			1,720.13
<b>Less:</b>						
a) Finance Cost			3,745.38			2,605.64
b) Impairment of Intangible Assets Under Development		969.64	969.64			-
c) Fair valuation loss on investments measured at FVTPL			193.07			111.77
d) Income tax (including deferred tax)			690.08			4,355.23
<b>Profit / (loss) after tax</b>			2,131.05			11,681.50
<b>Other Information</b>						
Segment assets	1,51,059.11	26,374.39	1,77,433.50	1,53,543.24	24,039.68	1,77,582.92
Unallocated Corporate Assets			10,675.27			9,945.71
<b>Total Assets</b>			1,88,108.77			1,87,528.63
Segment liabilities	65,523.81	39.20	65,563.01	68,172.75	52.41	68,225.16
Unallocated Corporate Liabilities			69,023.40			67,397.85
<b>Total Liabilities</b>			1,34,586.41			1,35,623.01
Depreciation and amortization	6,347.30	21.52	6,368.82	5,416.12	18.23	5,434.35
Employee Share based expenses	-		-	77.06		77.06
Net (gains)/loss on foreign currency transactions and translations			1,504.33			-
Material Non-cash expenses other than depreciation and amortisation			2,168.11			1,559.95
<b>Segments assets include:</b>						
Investment in equity accounted investees	6,898.68	14,801.97	21,700.65	6,065.43	12,350.06	18,415.49
Capital expenditure	8,971.77	1,203.25	10,175.02	7,836.99	1,269.79	9,106.78

\*For the purposes of review by the Committee of Functional Directors (CFD), information referred to above is measured consistent with the accounting policies applied for preparation of these financial statements.



## NOTE 59. SEGMENT REPORTING (CONSOLIDATED) (CONTD.)

### C. Geographic information

The geographic information analyses the Group's revenue and non-current assets by the country of domicile and other countries. In presenting the geographical information, segment revenue has been based on the geographic selling location and segments assets were based on the geographic location of the respective non-current assets.

₹ in Crores

Geography	For the year ended 31 <sup>st</sup> March, 2023	For the year ended 31 <sup>st</sup> March, 2022
<b>I) Revenue</b>		
India	5,33,547.29	4,32,569.62
<b>Other Countries</b>	-	-
Mozambique	-	-
Singapore	-	-
Other Countries	-	-
<b>Total Revenue</b>	<b>5,33,547.29</b>	<b>4,32,569.62</b>
<b>II) Non-current Assets*</b>		
India	1,01,097.72	97,993.62
<b>Other Countries</b>		
Mozambique	11,491.87	10,398.93
Singapore	8,388.26	7,992.65
Other Countries <sup>#</sup>	5,443.92	3,727.04
<b>Total Non-current Assets</b>	<b>1,26,421.77</b>	<b>1,20,112.24</b>

\*non-current assets other than financial instruments, deferred tax assets, post-employment benefit assets and rights arising from insurance contracts.

<sup>#</sup>Non current assets of PPE related to retail outlets lying in Bhutan are grouped under this head.

**NOTE 60 DISCLOSURES AS REQUIRED UNDER SCHEDULE III TO THE COMPANIES ACT 2013 WITH RESPECT TO CONSOLIDATED FINANCIAL STATEMENTS**

Sr. No.	Name of the entity	Net Assets, i.e., total assets minus total liabilities		Share in profit or loss		Share in Other comprehensive income		Share in Total comprehensive income	
		As % of consolidated net assets	Amount ₹ Crores	As % of consolidated profit or loss	Amount ₹ Crores	As % of consolidated Other comprehensive income	Amount ₹ Crores	As % of Total comprehensive income	Amount ₹ Crores
1	Parent	97.10%	51,996.34	87.80%	1,870.10	- 31.50%	(240.10)	56.40%	1,630.00
	Bharat Petroleum Corporation Limited								
	Subsidiary								
	Indian								
1	Bharat PetroResources Limited	8.00%	4,284.63	- 49.90%	(1,062.65)	131.60%	1,001.87	- 2.10%	(60.78)
	Joint Ventures								
	Indian								
1	Bharat Renewable Energy Limited *	-	-	-	-	-	-	-	-
2	Bharat Stars Services Private Limited	-	21.42	0.00%	1.36	0.00%	(0.12)	-	1.24
3	Central U.P. Gas Limited	0.30%	148.27	1.00%	21.34	0.00%	0.02	0.70%	21.36
4	Delhi Aviation Fuel Facility Private Limited	0.20%	95.96	0.00%	8.54	-	-	-	8.54
5	Maharashtra Natural Gas Limited	0.60%	319.55	4.40%	94.75	-	0.05	3.30%	94.80
6	Sabarmati Gas Limited	1.20%	620.18	7.50%	160.80	-	(0.03)	5.60%	160.77
7	Mumbai Aviation Fuel Farm Facility Private Limited	0.20%	102.26	0.40%	8.00	-	-	-	8.00
8	Kochi Salem Pipeline Private Limited	1.00%	545.19	0.00%	(0.84)	-	0.01	-	(0.83)
9	BPCI- KIAL Fuel Farm Facility Private Limited	-	0.78	0.20%	4.22	-	-	0.00	4.22
10	Hariwar Natural Gas Private Limited	-	44.09	0.10%	1.14	-	-	-	1.14
11	Goa Natural Gas Private Limited	0.10%	38.66	0.00%	0.89	-	-	-	0.89
12	Ratnagiri Refinery & Petrochemicals Limited	0.10%	27.97	- 0.10%	(1.73)	-	-	-	(1.73)
13	IHB Limited	1.40%	762.71	- 0.10%	(1.25)	-	-	-	(1.25)
	Foreign								
1	Matrix Bharat Pte Ltd	-	3.35	-	(0.17)	-	0.35	-	0.18
	Associates								
1	GSPL India Gasnet Limited	0.40%	194.15	- 0.80%	(17.42)	-	(0.12)	- 0.60%	(17.54)
2	GSPL India Transco Limited	0.10%	37.30	- 0.10%	(1.30)	-	-	-	(1.30)
3	Fino PayTech Limited	0.20%	110.67	0.60%	12.32	-	(0.21)	0.40%	12.11
4	Petronet LNG Limited	3.60%	1,908.07	19.50%	415.73	- 0.10%	(0.54)	14.40%	415.19
5	Petronet CI Limited *	-	-	0.00%	-	-	-	-	-
6	Indraprastha Gas Limited	3.30%	1,784.53	17.30%	368.92	-	0.11	12.80%	369.03
7	Kannur International Airport Limited	0.20%	122.74	- 1.00%	(21.38)	-	-	- 0.70%	(21.38)
8	Petronet India Limited*	0.00%	0.43	-	-	-	-	-	-
	Intra Group Elimination	- 18.00%	(9,646.89)	12.70%	269.68	-	-	-	269.68
	Total	100%	53,522.36	100%	2,131.05	100%	761.29	100%	2,892.34

\* Associates / Joint Ventures have not been considered for consolidation



## NOTE 61 (CONSOLIDATED)

A Memorandum of Understanding (MoU) is entered between the Parent Company and the Government of India for the purpose of performance assessment. According to MoU guidelines issued by DPE, the amount of Capex incurred by the Parent Company and its proportionate share of Capex by its Subsidiaries (Group), Joint Ventures and Associates during the Financial year 2022-23 shall be as follows.

₹ in Crores

Particulars	Amount
Capital expenditure of Group as per Consolidated Financial statements	9,530.29
Proportionate share of Capital expenditure of Joint Ventures & Associates	1,822.84
<b>TOTAL</b>	<b>11,353.13</b>

Note: Capital expenditure for this purpose has been computed as per MoU Guidelines considering the additions in Property, Plant & Equipment; Intangible Assets, Investment property and movements during the year in Construction Work in Progress (CWIP); Intangible Assets Under Development (IAUD) & Capital Advances.

## NOTE 62 (CONSOLIDATED)

### (A) Acquisition of Additional Stake in Bharat Oman Refineries Limited (BORL).

BORL was incorporated in 1994 as a Joint Venture between the Corporation and OQ S.A.O.C. (formerly known as Oman Oil Company S.A.O.C.). BORL was mainly engaged in the business of refining crude oil to produce and supply various petroleum products.

The Corporation held 63.38% stake in BORL (i.e. 1,53,82,16,114 Equity Shares) as on 1<sup>st</sup> April 2021 and additionally acquired balance 36.62% of Equity Shares (i.e. 88,86,13,336 equity shares) in BORL vide a Share Purchase Agreement (SPA) with Joint Venture Partner OQ S.A.O.C. (formerly known as Oman Oil Company S.A.O.C.) ("OQ") on 30<sup>th</sup> June 2021, for a consideration of ₹ 2,399.26 Crores. By way of this transaction, BORL became wholly owned subsidiary of the Corporation.

Further, the Corporation acquired the remaining share warrants of BORL, held by Government of Madhya Pradesh, for a consideration of ₹ 72.65 Crores (including Stamp Duty).

The Group has recognized a fair valuation gain of ₹ 1,720.13 Crores, on re-measurement of previously held interest, as an exceptional items in the Consolidated Statement of Profit and Loss for FY 2021-22.

## NOTE 62 (CONSOLIDATED) (CONTD.)

Fair Value of identifiable assets acquired and liabilities assumed of BORL as on date of acquisition were

₹ in Crores

Particulars	Amount
<b>Non-current Assets</b>	
Property, Plant and Equipment, CWIP and Intangible Assets	13,775.10
Other Financial Assets	52.15
Other Non-current Assets	177.23
<b>Current Assets</b>	
Inventories	5,799.84
<b>Financial Assets</b>	
Trade Receivables	3,196.35
Cash and Cash Equivalents	4.03
Other Financial Assets	7.53
Other Current Assets	46.85
<b>TOTAL (A)</b>	<b>23,059.08</b>
<b>Non-Current Liabilities</b>	
Borrowings	7,608.22
Lease Liabilities	215.51
Provisions	19.69
Other Non-current Liabilities	917.98
<b>Current Liabilities</b>	
Borrowings	2,977.75
Lease Liabilities	9.45
Trade Payables	2,792.57
Other Financial Liabilities	342.46
Other Current Liabilities	1,912.84
Provisions	390.71
<b>TOTAL (B)</b>	<b>17,187.18</b>
<b>Net Assets (A)-(B)</b>	<b>5,871.90</b>
Consideration Paid to OQ S.A.O.C	2,399.26
Consideration paid to Government of Madhya Pradesh	72.65
Fair Value of previously held interest	4,603.97
Fair value of net asset and liabilities acquired	(5,871.90)
<b>Goodwill on acquisition</b>	<b>1,203.98</b>

Goodwill is attributable to the future growth of the business out of synergies from this acquisition.

## NOTE 62 (CONSOLIDATED) (CONTD.)

### (B) Merger of Bharat Oman Refineries Limited (BORL)

The Board of Directors of the Corporation at their meeting held on 22<sup>nd</sup> October 2021 approved the Scheme of Arrangement (BORL Scheme) for merger of BORL with the Corporation. Application seeking approval of the BORL Scheme was subsequently filed with Ministry of Corporate Affairs, New Delhi. The copy of order sanctioning the BORL Scheme was received by the Corporation on 22<sup>nd</sup> June 2022 and upon filing the same with Registrar of Companies on 1<sup>st</sup> July 2022, BORL stands merged with the Corporation. The BORL Scheme has become effective from the appointed date of 1<sup>st</sup> October 2021.

### (C) Merger of Bharat Gas Resources Limited (BGRL)

BGRL was incorporated in 2018 as a Wholly Owned Subsidiary of the Corporation with the main objective of carrying activities relating to the Gas Business. BGRL was engaged in City Gas Distribution (CGD) business, supplying natural gas to CGD market segments i.e., CNG Domestic, PNG Domestic, CNG Industrial/Commercial, PNG Industrial/Commercial.

The Board of Directors of the Corporation at its meeting held on 22<sup>nd</sup> March 2021 approved the Scheme of Arrangement (BGRL Scheme) for merger of BGRL with the Corporation. Application seeking approval of the BGRL Scheme was subsequently filed with Ministry of Corporate Affairs, New Delhi. The copy of order sanctioning the BGRL Scheme was received by the Corporation on 8<sup>th</sup> August 2022 and upon filing the same with Registrar of Companies on 16<sup>th</sup> August 2022, BGRL stands merged with the Corporation. The BGRL Scheme has become effective from the appointed date of 1<sup>st</sup> April 2021.

## NOTE 63 EXCEPTIONAL ITEMS - EXPENSES / (INCOME) (CONSOLIDATED)

₹ in Crores

Particulars	2022-23	2021-22
Employee Share Based Expenses (Refer Note No. 52)	-	77.06
Impairment of Investment in Oil and Gas Blocks (Refer Note No. 53)	938.55	-
Gain on re-measurement of previously held interest in Bharat Oman Refinery Limited (Refer Note No. 62)	-	(1,720.13)
Project Cost expensed off *	186.98	345.10
Interest expensed off #	517.39	214.59
Reversal of Liquidated damages @	-	(51.77)
<b>Exceptional Items Expenses / (Incomes)</b>	<b>1,642.92</b>	<b>(1,135.15)</b>

\* in case of one of the Subsidiary BPRL, considering the evolution of the security situation in the north of the Cabo Delgado province in Mozambique, the Operator (i.e. Total E & P Mozambique Area 1 Limitada) has declared Force Majeure on 22<sup>nd</sup> April 2021. There are certain incremental cost related to the suspension and force Majeure, which are abnormal costs and not an integral part of bringing the asset into the working condition as intended by the management of BPRL. Accordingly, such costs incurred till 31<sup>st</sup> March 2023 have been expensed off by BPRL Group.

# On account of suspension of capitalisation of borrowings costs incurred by one of the subsidiary BPRL, relating to Mozambique project due to declaration of Force Majeure.

@ Reversal of excess provision towards Cost of Minimum Work Program of ₹51.77 crores in respect of Block NELP-VII-RJ-ONN-2005/1 by BPRL.

## NOTE 64 (CONSOLIDATED)

Figures of the previous year have been regrouped wherever necessary, to conform to current period presentation.

---

### Signature to Notes '1' to '64'.

For and on behalf of the Board of Directors

As per our attached report of even date  
For and on behalf of

Sd/-  
**G Krishnakumar**  
Chairman and Managing Director  
DIN: 09375274

**Kalyaniwalla & Mistry LLP**  
Chartered Accountants  
ICAI FR No. 104607W/W100166

**K.S. Aiyar & Co**  
Chartered Accountants  
ICAI FR No. 100186W

Sd/-  
**VRK Gupta**  
Director (Finance)  
DIN: 08188547

Sd/-  
**V. Kala**  
Company Secretary

Sd/-  
**Sai Venkata Ramana Damarla**  
Partner  
Membership No. 107017

Sd/-  
**Rajesh S. Joshi**  
Partner  
Membership No. 038526

Place: Mumbai  
Date: 22<sup>nd</sup> May 2023

## FORM AOC-I

(Pursuant to first proviso to sub-section (3) of section 129 read with rule 5 of Companies (Accounts) Rules, 2014)

Statement containing salient features of the Financial Statement of Subsidiaries / Associate Companies / Joint Ventures for the Financial year ended 31<sup>st</sup> March 2023

### Part "A": Subsidiaries

Sr. No.	Particulars	Amount in ₹ Crores*
1	Name of the subsidiary	Bharat PetroResources Limited
2	The date of incorporation/since when subsidiary was acquired	17-10-2006
3	Reporting period for the subsidiary concerned, if different from the holding company's reporting period	NA
4	Reporting Currency and Exchange rates as on the last date of the relevant Financial Year in case of foreign subsidiaries	NA
5	Share Capital	9,475.00
6	Reserves & Surplus	(5,190.38)
7	Total Assets	29,670.72
8	Total Liabilities	25,386.10
9	Investments	14,801.97
10	Turnover	145.91
11	Profit/(loss) before Taxation (A)	(1,061.81)
12	Provision for taxation (B)	0.84
13	Profit after Taxation (A) - (B)	(1,062.65)
14	Extent of shareholding (in percentage)	100.00%

\* Figures based on consolidated financial statements of the Company.

**PART "B": ASSOCIATES AND JOINT VENTURES**  
Statement pursuant to Section 129 (3) of the Companies Act, 2013 related to Associate Companies and Joint Ventures

(Amount in ₹ Crores)

Sr. No.	Name of Associates or Joint Ventures	Refer Note	1		2		3		4	5	6	7	
			Latest audited Balance Sheet Date	Date on which the Associate or Joint Venture was associated or acquired	No.	Amount of Investment in Associates or Joint Venture	Extend of Holding (in percentage)	Description of how there is significant influence				Reason why the associate / joint venture is not consolidated	Networth attributable to Shareholding as per latest audited Balance Sheet (Refer note 4)
1	Indraprastha Gas Limited	1	31-Mar-23	27-04-2000	15,75,00,400	31.50	22.50%				1,784.53	368.92	
2	Petronet LNG Limited	1	31-Mar-23	24-05-2001	18,75,00,000	98.75	12.50%				1,908.07	415.73	
3	Central UP Gas Limited	3	31-Mar-22	26-07-2004	1,49,99,600	15.00	25.00%				131.41	21.34	
4	Maharashtra Natural Gas Limited	3	31-Mar-22	26-07-2004	2,24,99,700	22.50	22.50%				319.55	94.75	
5	Sabarmati Gas Limited	3	31-Mar-22	04-04-2006	99,87,400	122.40	49.94%				559.29	160.80	
6	Bharat Stars Services Private Limited	1 & 3	31-Mar-22	25-04-2007	1,00,00,000	10.00	50.00%				20.18	1.36	
7	Matrix Bharat Pte Limited	3	31-Dec-21	03-03-2008	2,50,000	1.05	50.00%				3.17	(0.17)	
8	Delhi Aviation Fuel Facility Private Limited	8	31-Mar-23	22-09-2009	6,06,80,000	60.68	37.00%				95.96	10.10	
9	Bharat Renewable Energy Limited	2		19-05-2008	33,60,000	3.36	33.33%			Note 2	-	-	Note 2
10	Petronet CI Limited	2		18-10-2000	15,84,000	1.58	11.00%			Note 2	-	-	Note 2
11	Petronet India Limited	4	31-Mar-22	17-12-1998	1,60,00,000	0.16	16.00%				0.44	-	
12	GSPL India Gasnet Limited		31-Mar-23	30-04-2012	20,81,22,128	208.12	11.00%				194.15	(17.42)	
13	GSPL India Transco Limited		31-Mar-23	30-04-2012	6,67,70,000	66.77	11.00%				37.30	(1.30)	
14	Kannur International Airport Limited	1 & 3	31-Mar-21	31-03-2014	2,16,80,000	216.80	16.20%				164.20	(21.38)	
15	Fino PayTech Limited	1 & 3	31-Mar-22	29-07-2016	2,79,91,070	260.17	21.10%				240.23	12.32	
16	Kochi Salem Pipeline Private Limited		31-Mar-23	30-12-2014	55,00,000	550.00	50.00%				545.19	(0.84)	
17	Mumbai Aviation Fuel Farm Facility Private Limited		31-Mar-23	06-03-2014	5,29,18,750	52.92	25.00%				102.27	8.00	
18	BPCL-KIAL Fuel Farm Private Limited	3	31-Mar-22	29-12-2014	66,60,000	6.66	74.00%				(3.44)	4.22	
19	Hariidarw Natural Gas Private Limited		31-Mar-23	24-12-2015	2,22,00,000	22.20	50.00%				44.09	1.14	
20	Ratnagiri Refinery & Petrochemical Limited		31-Mar-23	14-06-2017	5,00,00,000	50.00	25.00%				27.97	(1.73)	
21	IHB Limited		31-Mar-23	09-07-2019	76,45,00,000	764.50	25.00%				762.71	(1.29)	
22	Goa Natural Gas Private Limited		31-Mar-23	21-11-2016	4,00,00,000	40.00	50.00%				38.66	0.89	

During the year 2017-18, BPCL along with IOCL and HPCL has incorporated a company under Section 8 of Companies Act 2013 named as Ujjwala Plus Foundation, limited by guarantee.

**Note 1 :** Figures based on consolidated financial statements of the Company.

**Note 2 :** Equity method of accounting in respect of Investment have not been considered in the preparation of Consolidated Financial Statements as the parent company has decided to exit from these Joint Ventures and provision for full diminution in the value of investment has been done in the standalone financial statements of the parent company.

**Note 3 :** The financial statements of these Associate and Joint Venture companies are yet to be audited and hence the provisional financial statements provided by the respective management have been considered for the purpose of preparation of Consolidated Financial Statements.

**Note 4 :** Petronet India Limited is under liquidation.

For and on behalf of the Board of Directors

Sd/-  
**G Krishnakumar**  
Chairman and Managing Director  
DIN: 09375274

Sd/-  
**VRK Gupta**  
Director (Finance)  
DIN: 08188547

Place: Mumbai  
Date: 22<sup>nd</sup> May 2023

As per our attached report of even date  
For and on behalf of

**Kalyaniwalla & Mistry LLP**  
Chartered Accountants  
ICAI FR No. 104607/W/100166

Sd/-  
**Sai Venkata Ramana Damarla**  
Partner  
Membership No. 107017

**K.S. Aiyar & Co**  
Chartered Accountants  
ICAI FR No. 100186W

Sd/-  
**Rajesh S. Joshi**  
Partner  
Membership No. 038526





# EMPOWERING LIVES— SHAPING A BRIGHTER FUTURE



Project Akshar, integrated Learning Programme in Sagar (MP)



Overall Learning Program at Nandurbar (Maharashtra)



Lakhpati Kisan, Integrated Rural Development Program at Gadchiroli (Maharashtra)



Paediatric Congenital Heartcare Program at Nava Raipur (Chhattisgarh), Palwal (Haryana)



Bandicoot Robotic Manhole Cleaning Machine



Jeevan rekha Lifeline on train



Livelihood Generation Program in Gadchiroli (Maharashtra)



[www.bharatpetroleum.in](http://www.bharatpetroleum.in)



[BPLimited](#)



[BharatPetroleumcorporation](#)



[company/bpcl](#)



[bpclimited](#)



[user/bpclbrand](#)