

# Technocraft Industries (India) Limited

**Registered Office:** Plot No. 47 "Opus Centre", Second floor, Central Road, Opposite Tunga Paradise Hotel, MIDC, Andheri (East) Mumbai – 400 093, Maharashtra, India  
**Tel:** 4098 2222/2340; **Fax No.** 2835 6559; **CIN:** L28120MH1992PLC069252  
**E-mail:** [investor@technocraftgroup.com](mailto:investor@technocraftgroup.com); **website:** [www.technocraftgroup.com](http://www.technocraftgroup.com)

May 27, 2022

To,

**National Stock Exchange of India Ltd.**  
Exchange Plaza,  
Bandra Kurla Complex,  
Bandra (E),  
Mumbai- 400051

**BSE Limited**  
Listing Department  
P.J. Towers, 1<sup>st</sup> Floor,  
Dalal Street, Fort,  
Mumbai – 400 001

**Ref: Script Name: TIII**

**Script Code: 532804**


Dear Sir/ Madam,

**Sub: Outcome of Board Meeting held on May 27, 2022, which commenced at 5:00 P.M. and concluded at 5:30 P.M.**

The Board of Directors of the Company at their meeting held today i.e. May 27, 2022, inter-alia considered and approved the followings.

1. Audited Standalone and Consolidated Financial Results for the quarter and year ended March 31, 2022. Pursuant to Regulation 33(3) of the Securities and Exchange Board of India (Listing Obligations and Disclosure Requirements) Regulations 2015, please find enclosed herewith the following:
  - (a) Statement of Audited Standalone and Consolidated Financial Results for the quarter and year ended March 31, 2022.
  - (b) Audit Reports, issued by Statutory Auditors of the Company, on the Audited Standalone and Consolidated Financial Results of the Company for the quarter and period ended March 31, 2022.
  - (c) A confirmation pursuant to regulation 33(3) (d) of SEBI (Listing Obligations and disclosure Requirements) Regulations 2015 from the CFO of the Company, declaring that the statutory auditors have expressed an unmodified audit opinion in respect of standalone and consolidated financial results.
2. Appointment of M/s. M.L. Sharma & Co., Chartered Accountants, as Statutory Auditors of the Company. Details of the auditors are annexed herewith.
3. Setting up of following two new units of spinning unites; details of which are annexed herewith:





# Technocraft Industries (India) Limited

**Registered Office:** Plot No. 47 "Opus Centre", Second floor, Central Road, Opposite Tunga Paradise Hotel, MIDC, Andheri (East) Mumbai – 400 093, Maharashtra, India  
Tel: 4098 2222/2340; Fax No. 2835 6559; **CIN:** L28120MH1992PLC069252  
E-mail: [investor@technocraftgroup.com](mailto:investor@technocraftgroup.com); website: [www.technocraftgroup.com](http://www.technocraftgroup.com)

---

- (a) Spinning unit for manufacturing Melange Yarn at Murbad, Thane, Maharashtra under the entity named Technocraft Specialty Yarns Limited (Wholly-Owned Subsidiary of the Company).
- (b) Spinning unit for manufacturing greige yarn at Amravati, Maharashtra under the entity named Technocraft Textiles Limited (Wholly-Owned Subsidiary of the Company)

4. Approval of Board Report along with its annexures.

Thanking you.

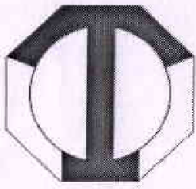
Yours sincerely,

**For Technocraft Industries (India) Limited**

**Sharad Kumar Saraf**  
**Chairman & Managing Director**  
[DIN: 00035843]



Encl. as above




# Technocraft Industries (India) Limited

**Registered Office:** Plot No. 47 "Opus Centre", Second floor, Central Road, Opposite Tunga Paradise Hotel, MIDC, Andheri (East) Mumbai – 400 093, Maharashtra, India  
Tel: 4098 2222/2340; Fax No. 2835 6559; **CIN:** L28120MH1992PLC069252  
E-mail: [investor@technocraftgroup.com](mailto:investor@technocraftgroup.com); website: [www.technocraftgroup.com](http://www.technocraftgroup.com)

## Details of Statutory Auditors of the Company.

Sr. No.	Particulars	Details
1.	Name of Auditor/Auditor Firm	M/s M. L. Sharma & Co.
2.	Reason for change in Auditors	Tenure of the existing auditor of the Company, who was originally appointed for a period of five years, is going to be expired on the conclusion of Annual General Meeting to be held in 2022 (for the financial year 2021-2022).
3.	Date of Appointment	May 27, 2022
4.	Terms of Appointment	As per Section 139 (6) of the Companies Act, 2013 the above mentioned Auditor Firm has been appointed for a period of Five Years. Starting its tenure from the Financial Year 2022-2023.
5.	Brief profile of Auditor	The Firm M.L. Sharma & Co., Chartered Accountants, ("The Firm") is a Professional Services Firm rendering services in the realm of Management and Consultancy, Audit and Assurances, Taxation, Corporate Law and Other Services. It was founded more than 6 decades back, having its office in Mumbai. Over the years the firm has grown in size and strength. The firm renders specialized services and as such the firm enjoys and edge in addressing the need base requirements of its vast and diversified portfolio of clients.





# Technocraft Industries (India) Limited

**Registered Office:** Plot No. 47 "Opus Centre", Second floor, Central Road, Opposite Tunga Paradise Hotel, MIDC, Andheri (East) Mumbai – 400 093, Maharashtra, India  
Tel: 4098 2222/2340; Fax No. 2835 6559; CIN: L28120MH1992PLC069252  
E-mail: [investor@technocraftgroup.com](mailto:investor@technocraftgroup.com); website: [www.technocraftgroup.com](http://www.technocraftgroup.com)

## Proposed spinning unit for manufacturing of mélange yarn at Murbad, Thane, Maharashtra

### Technocraft Specialty Yarns Limited ("TSYL") Wholly-Owned Subsidiary of the Company)

Technocraft Industries (India) Ltd. (TIIL) has an existing spinning unit at Murbad with 25,000 spindles, where Melange unit is manufactured. TSYL will install new unit of 16,000 spindles for Melange yarn and thus total spindles will become 41000 for manufacturing milange yarn.

Details of new project is as under:

a	Number of Spindles	16,000
b	Capacity	2800 tons per annum of Melange Yarn
c	Total Project Cost (Approx.)	Rs. 61 Crores
d	The cost will be Cost (Arrox.)financed by equity (by TIIL) (20%) Term Loan from Bank (80%)	Rs.12 Crores Rs.49 Crores
e	Subsidy from State Government (25% of eligible machines) (Approx.)	Rs. 11 Crores

## Proposed spinning unit for manufacturing greige yarn in Amravati, Maharashtra

### Technocraft Textiles Limited (TTL) Wholly-Owned Subsidiary of the Company)

Technocraft Industries (India) Ltd. (TIIL) has an existing spinning unit for manufacturing greige Yarn at Amravati with 31000 spindles. TTL will install new greige yarn unit of 31,000 spindles and thus total spindles will become 62000 for manufacturing greige yarn at Amravati.

a	Number of Spindles	31,000
b	Capacity	7300 tons per annum of greige Yarn
c.	Total Project Cost (Approx.)	Rs. 132 Crores
d	The cost will be financed by equity (by TIIL) (20%) Term Loan from Bank (80%)	Rs.26 Crores Rs.106 Crores
e	Capital Subsidy from State Government (25% of eligible machines) Approx.	Rs. 26 Crores





**DHIRAJ & DHEERAJ**

CHARTERED ACCOUNTANTS

**Independent Auditor's Report on the Quarterly and Year to Date Audited Consolidated Financial Results of the Company Pursuant to the Regulation 33 of the SEBI (Listing Obligations and Disclosure Requirements) Regulations, 2015 as amended**

**The Board of Directors of  
TECHNOCRAFT INDUSTRIES (INDIA) LIMITED  
Report on the Audit of Consolidated Financial Results**

**Opinion**

We have audited the accompanying consolidated annual financial results of Technocraft Industries (India) Limited (hereinafter referred to as the 'Holding Company') and its subsidiaries [Holding Company, its subsidiaries (including step down subsidiaries) together referred to as "the Group"] and its associates for the quarter ended 31<sup>st</sup> March, 2022 and for the period from 1<sup>st</sup> April 2021 to 31<sup>st</sup> March, 2022 ("the Statement"), being submitted by the Holding Company pursuant to the requirement of Regulation 33 of the SEBI (Listing Obligations and Disclosure Requirements) Regulations, 2015, as amended ('Listing Regulations').

In our opinion and to the best of our information and according to the explanations given to us and based on the consideration of reports of the other auditors on separate audited financial statements/financial information of the subsidiaries (including step down subsidiaries) and its associates, the aforesaid statement:

- a. include results of following entities:
  - i. Technocraft Tabla Formworks Systems Pvt. Limited
  - ii. Shivale Infraproducts Private Limited
  - iii. Techno Defence Pvt. Ltd.
  - iv. Technocraft Fashions Limited
  - v. Technocraft Textiles Private Limited
  - vi. Technomatic Packaging Private Limited
  - vii. High Mark International Trading , UAE
  - viii. Technocraft International Limited UK
  - ix. Technocraft Trading Spolka , Poland
  - x. Anhui Reliable Steel Company Ltd , China
  - xi. AAIT/Technocraft Scaffold Distribution LLC.
  - xii. Technocraft NZ Limited
  - xiii. Benten Technologies LLP.
  - xiv. Technosoft Engineering Projects Limited
  - xv. Technosoft Engineering Inc , USA
  - xvi. Technosoft Innovations Inc
  - xvii. Technosoft Engineering UK Ltd
  - xviii. Technosoft GMBH, Germany



xix. Technosoft Services Inc

- b. is presented in accordance with the requirements of Regulation 33 of the Listing Regulations, as amended; and
- c. gives a true and fair view in conformity with the applicable accounting standards and other accounting principles generally accepted in India, on Consolidated net profit and other comprehensive income, its cash flows and other financial information of the Group for the quarter ended 31<sup>st</sup> March, 2022 and for the period from 1<sup>st</sup> April 2021 to 31<sup>st</sup> March, 2022.

### **Basis for Opinion**

We conducted our audit in accordance with the Standards on Auditing (SAs) specified under section 143(10) of the Act. Our responsibilities under those Standards are further described in the 'Auditor's Responsibilities for the Audit of the Consolidated Financial Results' section of our report. We are independent of the Group in accordance with the Code of Ethics issued by the Institute of Chartered Accountants of India together with the ethical requirements that are relevant to our audit of the financial statements under the provisions of the Act and the Rules thereunder, and we have fulfilled our other ethical responsibilities in accordance with these requirements and the Code of Ethics. We believe that the audit evidence obtained by us and other auditors in terms of their reports referred to in "Other Matter" paragraph below, is sufficient and appropriate to provide a basis for our opinion.

### **Managements Responsibilities for the Consolidated Financial Results**

These Consolidated financial results have been prepared on the basis of the consolidated annual financial statements. The Holding Company's Board of Directors are responsible for the preparation and presentation of these consolidated financial results that give a true and fair view of the net profit and other comprehensive income and other financial information of the Group including its associate and the consolidated statement of assets and liabilities and the consolidated statement of cash flows in accordance with the recognition and measurement principles laid down in the Indian Accounting Standards prescribed under Section 133 of the Act read with relevant rules issued thereunder and other accounting principles generally accepted in India and in compliance with Regulation 33 of the Listing Regulations, as amended . The respective Board of Directors of the companies included in the Group and of its associate are responsible for maintenance of adequate accounting records in accordance with the provisions of the Act for safeguarding of the assets of the Group and its associate and for preventing and detecting frauds and other irregularities; selection and application of appropriate accounting policies; making judgments and estimates that are reasonable and prudent; and the design, implementation and maintenance of adequate internal financial controls, that were operating effectively for ensuring accuracy and completeness of the accounting records, relevant to the preparation and presentation of the consolidated financial statements that give a true and fair view and are free from material misstatement, whether due to fraud or error, which have been used for the purpose of preparation of the consolidated financial results by the Directors of the Holding Company, as aforesaid.

In preparing the consolidated financial results, the respective Board of Directors of the companies included in the Group and of its associate are responsible for assessing the ability of the Group and its associate to continue as a going concern, disclosing, as applicable, matters related to going concern and using the going concern basis of accounting unless the respective Board of Directors either intends to liquidate the Group and its associate or to cease operations, or has no realistic alternative but to do so.

The respective Board of Directors of the companies included in the Group and of its associate are responsible for overseeing the financial reporting process of the Group.



## Auditor's Responsibilities for the Audit of the Consolidated Financial Results

Our objectives are to obtain reasonable assurance about whether the consolidated financial results as a whole are free from material misstatement, whether due to fraud or error, and to issue an auditor's report that includes our opinion. Reasonable assurance is a high level of assurance, but is not a guarantee that an audit conducted in accordance with SAs will always detect a material misstatement when it exists. Misstatements can arise from fraud or error and are considered material if, individually or in the aggregate, they could reasonably be expected to influence the economic decisions of users taken on the basis of these consolidated financial results.

As part of an audit in accordance with SAs, we exercise professional judgment and maintain professional skepticism throughout the audit. We also:

- Identify and assess the risks of material misstatement of the consolidated financial results, whether due to fraud or error, design and perform audit procedures responsive to those risks, and obtain audit evidence that is sufficient and appropriate to provide a basis for our opinion. The risk of not detecting a material misstatement resulting from fraud is higher than for one resulting from error, as fraud may involve collusion, forgery, intentional omissions, misrepresentations, or the override of internal control.
- Obtain an understanding of internal control relevant to the audit in order to design audit procedures that are appropriate in the circumstances, but not for the purpose of expressing an opinion on the effectiveness of Company's internal controls.
- Evaluate the appropriateness of accounting policies used and the reasonableness of accounting estimates and related disclosures made by the Board of Directors.
- Conclude on the appropriateness of the Board of Directors use of the going concern basis of accounting and, based on the audit evidence obtained, whether a material uncertainty exists related to events or conditions that may cast significant doubt on the ability of the Group and its associate to continue as a going concern. If we conclude that a material uncertainty exists, we are required to draw attention in our auditor's report to the related disclosures in the consolidated financial results or, if such disclosures are inadequate, to modify our opinion. Our conclusions are based on the audit evidence obtained up to the date of our auditor's report. However, future events or conditions may cause the Group and its associate to cease to continue as a going concern.
- Evaluate the overall presentation, structure and content of the consolidated financial results, including the disclosures, and whether the consolidated financial results represent the underlying transactions and events in a manner that achieves fair presentation.
- Obtain sufficient appropriate audit evidence regarding the financial results/financial information of the entities within the Group and its associate to express an opinion on the consolidated Financial Results. We are responsible for the direction, supervision and performance of the audit of financial information of such entities included in the consolidated financial results of which we are the independent auditors. For the other entities included in the consolidated financial results, which have been audited by other auditors, such other auditors remain responsible for the direction, supervision and performance of the audits carried out by them. We remain solely responsible for our audit opinion.

We communicate with those charged with governance of the Holding Company and such other entities included in the consolidated financial results of which we are the independent auditors regarding,



among other matters, the planned scope and timing of the audit and significant audit findings, including any significant deficiencies in internal control that we identify during our audit.

We also provide those charged with governance with a statement that we have complied with relevant ethical requirements regarding independence, and to communicate with them all relationships and other matters that may reasonably be thought to bear on our independence, and where applicable, related safeguards.

We also performed procedures in accordance with the circular issued by the SEBI under Regulation 33(8) of the Listing Regulations, as amended, to the extent applicable.

### **Other Matters**

We did not audit the financial statements / financial information of One Material subsidiary included in the consolidated financial result, whose financial statement / financial information reflect total assets of Rs. 23,761.87 Lakhs (before eliminating inter-company balances) as at 31<sup>st</sup> March, 2022, total revenues of Rs. 20,788.57 Lakhs (before eliminating inter-company balances), total Net Profit after tax of Rs. 2,164.06 Lakhs (before eliminating inter-company balances), total comprehensive income of Rs. 2,164.06 Lakhs (before eliminating inter-company balances) and net cash inflow of Rs. 146.99 Lakhs for the year ended on that date, as considered in the consolidated financial result. This financial statements/ financial information is unaudited and have been furnished to us by the Management and our opinion on the Statement, in so far as it relates to the amounts and disclosures included in respect of these subsidiaries is based solely on such unaudited financial statements/financial information. In our opinion and according to the information and explanations given to us by the Management, this financial statements / financial information is not material to the Group.

We did not audit the financial statements / financial information of Eight subsidiaries included in the consolidated financial results, whose financial statements / financial information reflect total assets of Rs. 21,107.47 Lakhs (before eliminating inter-company balances) as at 31<sup>st</sup> March, 2022, total revenues of Rs. 15,817.17 Lakhs (before eliminating inter-company balances), total net profit after tax of Rs.1,958.86 Lakhs (before eliminating inter-company balances), total comprehensive income of Rs.1,969.34 (before eliminating inter-company balances) and net cash inflow of Rs. 222.58 Lakhs for the year ended on that date, as considered in the consolidated financial results. These financial statements / financial information have been audited by other auditors whose reports have been furnished to us by the Management and our opinion on the consolidated financial results, in so far as it relates to the amounts and disclosures included in respect of these subsidiaries is based solely on the reports of the other auditors and the procedures performed by us as stated in paragraph above.

Our opinion on the Statement is not modified in respect of the above matters.

The consolidated financial results includes the unaudited financial statements/ financial information of Nine subsidiaries, whose financial statements / financial information reflect total assets of Rs.19,250.78 Lakhs (before eliminating inter-company balances) as at 31<sup>st</sup> March, 2022, total revenue of Rs.21,023.03 Lakhs (before eliminating inter-company balances), total net profit after tax of Rs.1,986.94 Lakhs (before eliminating inter-company balances), total comprehensive income of Rs.1,986.94 Lakhs (before eliminating inter-company balances) and net cash outflow of Rs. 734.40 Lakhs for the year ended on that date, as considered in the consolidated financial results. These financial statements/ financial information are unaudited and have been furnished to us by the Management and our opinion on the Statement, in so far as it relates to the amounts and disclosures included in respect of these subsidiaries is based solely on such unaudited financial statements/financial information. In our opinion and according to the information and explanations given





to us by the Management, these financial statements / financial information are not material to the Group.

Our opinion on the Statement is not modified in respect of the above matters.

The consolidated financial results includes the unaudited financial statements/ financial information of One Associate, whose financial statements / financial information reflect Group's share of net loss of Rs. (0.02) Lakhs and Group's share of total comprehensive loss of Rs. (0.02) Lakhs for the year ended 31<sup>st</sup> March, 2022, as considered in the consolidated financial results. These financial statements/ financial information are unaudited and have been furnished to us by the Management and our opinion on the Statement, in so far as it relates to the amounts and disclosures included in respect of these associate is based solely on such unaudited financial statements/financial information. In our opinion and according to the information and explanations given to us by the Management, these financial statements / financial information are not material to the Group.

Our opinion on the Statement is not modified in respect of the above matter.

The Statement includes the results for the quarter ended 31<sup>st</sup> March, 2022 and the corresponding quarter ended in the previous year as reported in these financial results are the balancing figures between the audited figures in respect of the full financial year and the published unaudited year-to-date figures up to the third quarter of the current and previous financial years, which were subjected to a limited review by us and not subject to an audit, as required under the Listing Regulations.

For **Dhiraj & Dheeraj**

Firm Registration Number: 102454W

Chartered Accountants



**Shailendra Dadhich**

Partner

Membership Number: 425098

Place: Mumbai

Date: 27<sup>th</sup> May, 2022

UDIN: 22425098AJSYLS5100



₹ in Lakhs unless otherwise stated

Sr. No.	PARTICULARS	Consolidated				
		Quarter Ended			Year Ended	
		31.03.2022	31.12.2021	31.03.2021	31.03.2022	31.03.2021
		Un-Audited (Refer Note -3)	Un-Audited	Un-Audited (Refer Note -3)	Audited	Audited
	<b>Continuing Operations</b>					
1	Revenue from Operations	55,387.67	51,025.56	38,475.69	191,110.50	129,454.37
2	Other Income	1,443.06	607.39	721.61	4,744.60	5,779.47
3	<b>Total Income</b>	<b>56,830.73</b>	<b>51,632.95</b>	<b>39,197.30</b>	<b>195,855.10</b>	<b>135,233.84</b>
4	<b>Expenditure</b>					
(a)	Cost of Materials Consumed	23,883.86	22,792.33	14,784.87	84,412.16	48,467.37
(b)	Purchase of Stock-in-trade	1,311.48	1,251.50	260.07	3,790.32	4,396.25
(c)	Change in Inventories of Finished goods, WIP & Stock in trade	347.91	(581.71)	1,153.40	(5,970.47)	2,842.06
(d)	Employee benefits expenses	4,588.67	5,117.47	4,676.98	19,318.08	18,510.16
(e)	Finance Cost	427.03	594.53	582.50	2,127.09	2,880.52
(f)	Depreciation and Amortisation expenses	1,656.08	1,588.98	1,750.23	6,291.36	6,750.79
(g)	Other expenses	14,753.30	12,416.84	10,689.73	50,352.84	33,705.93
	<b>Total Expenses</b>	<b>46,968.33</b>	<b>43,189.94</b>	<b>33,897.78</b>	<b>160,321.38</b>	<b>117,553.08</b>
5	<b>Profit from Ordinary activities before Exceptional items , Share of Net Profit / (Loss) of Investment accounted for using Equity Method &amp; Tax</b>	<b>9,862.40</b>	<b>8,443.01</b>	<b>5,299.52</b>	<b>35,533.72</b>	<b>17,680.76</b>
6	Share of Loss in Associate	-	-	(0.01)	0.02	0.02
7	<b>Profit / (Loss) before exceptional items &amp; tax</b>	<b>9,862.40</b>	<b>8,443.01</b>	<b>5,299.53</b>	<b>35,533.70</b>	<b>17,680.74</b>
8	Exceptional items-Refer Note -6	14.32	-	494.27	473.65	1,062.64
9	<b>Profit before tax but after exceptional items</b>	<b>9,876.72</b>	<b>8,443.01</b>	<b>5,793.80</b>	<b>36,007.35</b>	<b>18,743.38</b>
10	Tax expenses (net)					
	Current Tax	2,691.64	1,951.09	1,336.32	8,691.00	3,546.54
	Deferred Tax	(9.26)	25.02	68.56	(140.52)	514.02
11	<b>Net Profit for the Period from Continuing operations</b>	<b>7,194.34</b>	<b>6,466.90</b>	<b>4,388.92</b>	<b>27,456.87</b>	<b>14,682.82</b>
	<b>Discontinued Operations</b>					
12	Profit / ( Loss) before tax from discontinued operations	21.44	(15.02)	(710.16)	(15.75)	(1,694.08)
13	Tax expenses / (income) of discontinued operations	6.39	(3.78)	(178.73)	(3.97)	(424.46)
14	<b>Net Profit / (Loss) for the period from discontinued operations</b>	<b>15.05</b>	<b>(11.24)</b>	<b>(531.43)</b>	<b>(11.78)</b>	<b>(1,269.62)</b>
15	<b>Net Profit / (Loss) for the period from Continuing &amp; Discontinued Operations</b>	<b>7,209.39</b>	<b>6,455.66</b>	<b>3,857.49</b>	<b>27,445.09</b>	<b>13,413.20</b>
16	Other Comprehensive Income					
	Items that will not be reclassified to Profit or Loss (net of tax)	(267.36)	20.85	97.51	(205.40)	78.68
	Items that will be reclassified to Profit & Loss	(177.49)	41.10	101.34	(172.70)	(192.82)
	<b>Total Other Comprehensive Income / (expenses) net of tax</b>	<b>(444.85)</b>	<b>61.75</b>	<b>198.85</b>	<b>(378.10)</b>	<b>(114.14)</b>
17	<b>Total Comprehensive Income for the year after tax</b>	<b>6,764.54</b>	<b>6,517.41</b>	<b>4,056.34</b>	<b>27,066.99</b>	<b>13,299.06</b>
	<b>Net Profit attributable to</b>					
	Owners of Equity	7,035.84	6,275.84	3,643.37	26,739.90	13,011.56
	Non Controlling Interest	173.55	179.62	214.12	705.19	401.64
	<b>Total Comprehensive Income attributable to</b>					
	Owners of Equity	6,621.09	6,337.39	3,904.05	26,417.32	12,895.98
	Non Controlling Interest	143.45	160.02	152.29	649.67	403.08
18	Paid-up equity share capital (FV of ₹10 /-per share)	2,446.17	2,446.17	2,446.17	2,446.17	2,446.17
19	Other Equity (revaluation reserve ₹ NIL)	-	-	-	131,175.19	104,803.35
20	<b>Earnings Per Share (EPS) (not annualised)</b>					
	Basic and Diluted EPS -Continuing Operations (In ₹)	28.70	25.71	17.06	109.36	58.38
	Basic and Diluted EPS -Discontinued Operations (In ₹)	0.06	(0.05)	(2.17)	(0.05)	(5.19)
	<b>Basic and Diluted EPS -Continuing &amp; Discontinued Operations (In ₹)</b>	<b>28.76</b>	<b>25.66</b>	<b>14.89</b>	<b>109.31</b>	<b>53.19</b>

**Notes:**

- The above Financial results have been reviewed and recommended by the Audit Committee and approved by the Board of Directors at its meeting held on 27th May 2022. There are no qualifications of the Auditors on the above results .
  - The Financial results have been prepared in accordance with Indian Accounting Standards (Ind AS) notified under Section 133 of the Companies Act, 2013 read with rule 3 of the Companies (Indian Accounting Standards) Rules, 2015 as amended by the Companies (Indian Accounting Standards) (Amendment ) Rules, 2016.
  - The Figures of the Last quarter are the balancing Figures between Audited figures in respect of full Financial year upto 31st March 2022/ 31st March 2021 and the Un audited Published year to date Figures upto 31st December 2021/ 31st December 2020 being the date of the end of the third quarter of Financial year respectively which were subject to Limited review.
  - The above Financial Results for the Year ended 31st March , 2021 includes the Financial Results of the Following Subsidiaries ( grouped under Engineering & Design Segment ) for the Period of 15 Months ie from Jan 2020 to March 2021 & hence the same is not Comparable with the Financial Results for the Year ended 31st March 2022.
- a) Technosoft Engineering Inc.  
 b) Technosoft Innovations Inc.  
 c) Technosoft GMBH  
 d) Technosoft Services Inc.  
 e) Technosoft Engineering UK Limited
- Assets Classified as Held for Sale includes those Plant & Equipment whose Carrying Value will be recovered principally through sales transactions rather than through Continuing use .
  - Exceptional items represents the Profit on the Sale of Spindles of Yarn Division .
  - Previous Period figures have been regrouped and reclassified wherever considered necessary to make them comparable with Current Period Classification.

For Technocraft Industries (India) Limited



Sharad Kumar Saraf  
 (Chairman & Managing Director)  
 (DIN NO. 00035843)

Place: Mumbai  
 Date: 27th May , 2022

## Technocraft Industries (India) Limited

Audited Consolidated Segment wise Revenue, Results, Assets and Liabilities for the Quarter and Year ended 31st March , 2022.

₹ in Lakhs

Particulars	Quarter Ended			Year Ended	
	31.03.2022	31.12.2021	31.03.2021	31.03.2022	31.03.2021
	Un-Audited (Refer Note-3)	Un-Audited	Un-Audited (Refer Note-3)	Audited	Audited
<b>1 Income from operations</b>					
<b>Continuing Operations</b>					
a. Drum Closures Division	15,583.20	14,614.92	11,476.75	58,391.04	40,912.35
b. Scaffoldings Division	23,411.81	19,897.53	13,238.36	70,732.13	44,840.98
c. Yarn Division	10,851.53	10,858.20	8,648.33	40,309.86	26,358.15
d. Fabric Division	6,501.32	6,809.29	5,643.62	25,938.54	15,815.60
e. Engineering & Design -Refer Note 4	2,859.57	2,805.97	2,299.01	10,857.28	11,476.58
f. Others	268.49	12.12	-	280.61	-
<b>Total</b>	<b>59,485.92</b>	<b>54,998.03</b>	<b>41,306.07</b>	<b>206,509.44</b>	<b>139,403.66</b>
Less : Inter Segment Revenue	4,098.25	3,972.47	2,830.38	15,398.94	9,949.29
<b>Total Income from Continuing operations</b>	<b>55,387.67</b>	<b>51,025.56</b>	<b>38,475.69</b>	<b>191,110.50</b>	<b>129,454.37</b>
<b>Discontinued Operations</b>					
Power Division	-	-	-	-	-
Less Inter Segment Revenue	-	-	-	-	-
<b>Total Income from Discontinued Operations</b>	<b>-</b>	<b>-</b>	<b>-</b>	<b>-</b>	<b>-</b>
<b>Total Income from Continuing &amp; Discontinued Operations</b>	<b>55,387.67</b>	<b>51,025.56</b>	<b>38,475.69</b>	<b>191,110.50</b>	<b>129,454.37</b>
<b>2 Segment Results</b>					
<b>Profit/(Loss) after Depreciation but Before Finance Cost &amp; Tax &amp; Exceptional Items</b>					
a. Drum Closures Division	5,429.20	4,866.29	3,717.73	20,005.91	12,717.41
b. Scaffoldings Division	3,874.68	2,553.82	687.67	9,128.85	3,600.85
c. Yarn Division	878.85	1,290.78	820.58	5,011.51	(57.45)
d. Fabric Division	(677.35)	(240.16)	(193.75)	(351.71)	(592.77)
e. Engineering & Design -Refer Note 4	559.51	563.20	799.12	2,324.04	1,992.51
f. Others	62.73	11.97	24.86	74.54	(0.85)
<b>Total</b>	<b>10,127.62</b>	<b>9,045.90</b>	<b>5,856.21</b>	<b>36,193.14</b>	<b>17,659.70</b>
<b>Less :</b>					
i. Finance Cost	427.03	594.53	582.50	2,127.09	2,880.52
ii. Other un-allocable expenditure net off un-allocable income	(161.81)	8.36	(25.81)	(1,467.67)	(2,901.58)
iii. Share of Loss in Associate	-	-	(0.01)	0.02	0.02
<b>Total Profit Before Tax from Continuing Operations &amp; Exceptional Items</b>	<b>9,862.40</b>	<b>8,443.01</b>	<b>5,299.53</b>	<b>35,533.70</b>	<b>17,880.74</b>
Exceptional Items -Refer Note 6	14.32	-	494.27	473.65	1,062.64
<b>Total Profit Before Tax from Continuing Operations but after Exceptional Items</b>	<b>9,876.72</b>	<b>8,443.01</b>	<b>5,793.80</b>	<b>36,007.35</b>	<b>18,743.38</b>
<b>Gain/ (Loss) from Discontinued Operations (Net of Finance Cost)</b>					
Power Division -	21.44	(15.02)	(710.16)	(15.75)	(1,694.08)
<b>Total Profit / (Loss) before Tax ( Continuing &amp; Discontinued Operations)</b>	<b>9,898.16</b>	<b>8,427.99</b>	<b>5,083.64</b>	<b>35,991.60</b>	<b>17,049.30</b>
<b>3 Segment Assets</b>					
a. Drum Closures Division	31,079.85	31,670.80	27,456.74	31,079.85	27,456.74
b. Scaffoldings Division	72,980.63	71,414.39	59,672.92	72,980.63	59,672.92
c. Yarn Division	31,586.18	28,244.96	26,940.53	31,586.18	26,940.53
d. Fabric Division	13,750.96	17,213.70	15,459.98	13,750.96	15,459.98
e. Engineering & Design-Refer Note 4	4,792.67	4,561.20	3,789.97	4,792.67	3,769.97
f. Power Division-Discontinued Operation	910.26	918.65	1,039.37	910.26	1,039.37
g. Others	16.77	246.71	153.84	16.77	153.84
<b>Total Segment Assets</b>	<b>155,117.32</b>	<b>154,270.41</b>	<b>134,493.35</b>	<b>155,117.32</b>	<b>134,493.35</b>
<b>Unallocable Assets</b>	<b>55,953.04</b>	<b>48,634.28</b>	<b>43,119.61</b>	<b>55,953.04</b>	<b>43,119.61</b>
<b>Total Assets</b>	<b>211,070.36</b>	<b>202,904.67</b>	<b>177,612.96</b>	<b>211,070.36</b>	<b>177,612.96</b>
<b>4 Segment Liabilities</b>					
a. Drum Closures Division	7,201.29	6,184.21	6,033.72	7,201.29	6,033.72
b. Scaffoldings Division	6,835.67	6,801.71	5,673.25	6,835.67	5,673.25
c. Yarn Division	3,320.82	3,489.60	3,424.29	3,320.82	3,424.29
d. Fabric Division	1,786.31	1,609.77	1,917.19	1,786.31	1,917.19
e. Engineering & Design-Refer Note 4	1,265.73	1,149.45	1,192.69	1,265.73	1,192.69
f. Power Division-Discontinued Operation	125.67	39.01	327.79	125.67	327.79
g. Others	37.31	37.62	9.69	37.31	9.69
<b>Total Segment Liabilities</b>	<b>20,572.80</b>	<b>19,311.37</b>	<b>18,578.62</b>	<b>20,572.80</b>	<b>18,578.62</b>
<b>Unallocable Liabilities</b>	<b>55,034.71</b>	<b>54,976.70</b>	<b>50,593.00</b>	<b>55,034.71</b>	<b>50,593.00</b>
<b>Total Liabilities</b>	<b>75,607.51</b>	<b>74,288.07</b>	<b>69,171.62</b>	<b>75,607.51</b>	<b>69,171.62</b>



**Technocraft Industries (India) Limited**  
Audited Consolidated Balancesheet as at 31st March , 2022

₹ in Lakhs

Particulars	As at 31.03.2022	As at 31.03.2021
	Audited	Audited
<b>ASSETS</b>		
<b>A) Non-current assets</b>		
a) Property, Plant and Equipment	37,556.04	37,903.56
b) Capital work-in-progress	1,729.18	1,240.28
c) Investment Property	3,692.51	3,821.36
d) Other Intangible assets	289.20	211.22
e) Goodwill on Consolidation	495.75	495.75
f) Financial Assets		
i) Investments	24,152.31	14,460.15
ii) Others Financial Assets	636.73	3,298.06
g) Other non-current assets	1,467.34	186.00
<b>Total Non-current assets</b>	<b>70,019.06</b>	<b>61,616.38</b>
<b>B) Current assets</b>		
a) Inventories	54,966.59	46,217.17
b) Financial Assets		
i) Investments	17,876.77	18,983.80
ii) Trade receivables	45,680.96	34,562.30
iii) Cash and cash equivalents	7,174.67	7,543.84
iv) Other Bank Balances	2,888.19	42.79
v) Loans	2,463.59	332.49
vi) Others Financial Assets	1,509.46	1,292.71
c) Other current assets	7,983.71	6,210.91
<b>Total Current assets</b>	<b>140,543.94</b>	<b>115,186.01</b>
Assets Classified as held for Sale -Refer Note 5	507.36	810.57
<b>Total Assets</b>	<b>211,070.36</b>	<b>177,612.96</b>
<b>EQUITY AND LIABILITIES</b>		
<b>EQUITY</b>		
a) Equity Share Capital	2,446.17	2,446.17
b) Other Equity	131,175.19	104,803.35
<b>Equity attributable to Owners</b>	<b>133,621.36</b>	<b>107,249.52</b>
Non Controlling Interest	1,841.49	1191.82
<b>Total Equity</b>	<b>135,462.85</b>	<b>108,441.34</b>
<b>LIABILITIES</b>		
<b>A) Non-current liabilities</b>		
a) Financial Liabilities		
i) Borrowings	4,784.22	10,569.46
ii) Other financial liabilities	121.68	178.59
b) Provisions	2,348.10	2,019.75
c) Deferred tax liabilities (Net)	721.44	887.66
d) Other non-current liabilities	646.68	880.38
<b>Total Non-current liabilities</b>	<b>8,622.12</b>	<b>14,535.84</b>
<b>B) Current liabilities</b>		
a) Financial Liabilities		
i) Borrowings	45,830.28	36,122.75
ii) Trade payables		
Total Outstanding dues to Micro & Small Enterprises	59.13	28.97
Total Outstanding dues to Creditors other than Micro & Small Enterprises	14,754.52	12,006.06
iii) Other financial liabilities	2,382.56	2,960.56
b) Other current liabilities	2,385.17	2,407.05
c) Provisions	255.30	233.97
d) Current Tax Liabilities (Net)	1,318.43	876.42
<b>Total Current liabilities</b>	<b>66,985.39</b>	<b>54,635.78</b>
<b>Total Equity and Liabilities</b>	<b>211,070.36</b>	<b>177,612.96</b>



**Audited Consolidated Cash Flow Statement for the Year ended 31st March , 2022**

(₹ in lakhs)

	Year Ended 31st March 2022	Year Ended 31st March 2021
<b>A. CASH FLOW ARISING FROM OPERATING ACTIVITIES :</b>		
Profit after exceptional items but before tax from Continuing operations	36,007.35	18,743.38
Profit after exceptional items but before tax from Discontinued operations	(15.75)	(1,694.08)
<b>Add / (Less) : Adjustments to reconcile profit before tax to net cash used in operating activities</b>		
Exceptional Items -Refer Note 6	(473.65)	(1,062.64)
Depreciation & Amortisation Expenses	6,291.36	6,782.57
Government Grant Income	(231.15)	(216.00)
Loss on sale of property, plant and Equipment	-	1.46
(Gain ) on sale of property, plant and Equipment	(93.88)	(46.22)
Provision for Impairment Loss on Property , Plant and Equipment	-	1,317.57
Unrealised Forex Loss / (gain)	297.00	(344.84)
Share of Loss of Associate	0.02	0.02
Interest Income	(213.29)	(402.09)
Interest Expenses	1,755.43	2,576.31
Dividend Income	-	(0.02)
Rental Income	(309.46)	(440.14)
Net gain on sale/fair valuation of Investments through profit & loss	(2,774.42)	(3,897.65)
	<b>40,239.56</b>	<b>21,317.63</b>
<b>Working capital adjustments</b>		
(Increase)/ Decrease in inventories	(8,749.42)	6,630.96
(Increase)/ Decrease in trade receivables	(11,019.50)	(442.63)
(Increase)/ Decrease in other receivables	(3,339.01)	(102.36)
Increase/ (Decrease) in trade and other payables	1,803.05	1,145.40
	<b>18,934.68</b>	<b>28,549.00</b>
Income Tax paid	(8,177.69)	(2,708.03)
<b>Net Cash Inflow/(Outflow) in the course of Operating Activities (A)</b>	<b>10,756.99</b>	<b>25,840.97</b>
Net Operating Cash Inflow/(Outflow) from Continuing Operations	10,861.95	25,962.51
Net Operating Cash Inflow/(Outflow) from Discontinued Operations	(104.96)	(131.95)
<b>B. CASH FLOW ARISING FROM INVESTING ACTIVITIES :</b>		
Purchase of Property, Plant and Equipment /Investment Properties / Intangible assets including capital work in Progress	(6,487.16)	(3,543.14)
Sales Proceeds of Property , Plant & Equipment	1,363.72	2,204.14
Purchase of Investments	(13,725.00)	(8,875.00)
Proceeds from sale of Investments	7,914.27	6,419.93
Interest received	163.54	370.61
Refund/ (Investment) in bank deposits having Original Maturity of more than than 3 months	(149.49)	37.74
Dividend Received	-	0.02
Recovery / ( Advancement) of Loans	(2,180.92)	(10.41)
Rent Received	314.17	427.68
Foreign Currency Translation Differences in respect of PPE/Investment Properties / Intangible assets	(387.68)	(71.86)
<b>Net Cash Inflow/(Outflow) in the course of Investing Activities (B)</b>	<b>(13,174.55)</b>	<b>(3,040.29)</b>
Net Cash Inflow/(Outflow) in the course of Investing Activities from Continuing Operations	(13,176.28)	(3,036.43)
Net Cash Inflow/(Outflow) in the course of Investing Activities from Discontinued Operations	1.71	6.55
<b>C. CASH FLOW ARISING FROM FINANCING ACTIVITIES :</b>		
Net Proceeds / ( Repayment) from Long Term & Short term Borrowings	3,749.28	(18,748.02)
Interest paid	(1,645.39)	(2,594.91)
Repayment of Lease Liabilities	(10.02)	(143.08)
Dividend Paid	(45.48)	-
<b>Net Cash Inflow/(Outflow) in the course of Financing Activities (C)</b>	<b>2,048.39</b>	<b>(21,486.01)</b>
Net Cash Inflow/(Outflow) in the course of Financing Activities from Continuing Operations	1,959.66	(21,552.71)
Net Cash Inflow/(Outflow) in the course of Financing Activities from Discontinued Operations	88.73	66.70
<b>Net increase / (decrease) in cash and cash equivalents (A+B+C )</b>	<b>(369.17)</b>	<b>1,314.67</b>
Cash and cash equivalents at the beginning of the year	7,543.84	6,229.17
<b>Cash and cash equivalents at the end of the year</b>	<b>7,174.67</b>	<b>7,543.84</b>

**Notes-**

- The above Cash Flow Statement has been prepared under the 'Indirect Method' as set out in the Accounting Standard (IND AS) 7 - "Cash Flow Statements".
- Previous Year Figures have been regrouped / rearranged wherever considered necessary to make them comparable with the Current year Classification





## DHIRAJ & DHEERAJ

CHARTERED ACCOUNTANTS

### **Independent Auditor's Report on the Quarterly and Year to Date Audited Standalone Financial Results of the Company Pursuant to the Regulation 33 of the SEBI (Listing Obligations and Disclosure Requirements) Regulations, 2015 as amended**

#### **The Board of Directors of TECHNOCRAFT INDUSTRIES (INDIA) LIMITED Report on the audit of Standalone Financial Results**

#### **Opinion**

We have audited the accompanying Standalone annual financial results (the "Statement") of **TECHNOCRAFT INDUSTRIES (INDIA) LIMITED** (the "Company") for the quarter ended 31<sup>st</sup> March, 2022 and year to date results for the period from 1<sup>st</sup> April 2021 to 31<sup>st</sup> March 2022, attached herewith, being submitted by the Company pursuant to the requirement of Regulation 33 of the SEBI (Listing Obligations and Disclosure Requirements) Regulations, 2015, as amended ('Listing Regulations').

In our opinion and to the best of our information and according to the explanations given to us, the aforesaid standalone financial results:

- (i) are presented in accordance with the requirements of Regulation 33 of the Listing Regulations in this regard; and
- (ii) give a true and fair view in conformity with the recognition and measurement principles laid down in the applicable accounting standards prescribed under Section 133 of the Companies Act, 2013 (the "Act") and other accounting principles generally accepted in India, of net Profit and other comprehensive income, its cash flow and other financial information of the Company for the quarter ended 31<sup>st</sup> March 2022 and year to date results for the period from 1<sup>st</sup> April 2021 to 31<sup>st</sup> March, 2022.

#### **Basis for Opinion**

We conducted our audit in accordance with the Standards on Auditing (SAs) specified under section 143(10) of the Act. Our responsibilities under those Standards are further described in the 'Auditor's Responsibilities for the Audit of the Standalone Financial Results' section of our report. We are independent of the Company in accordance with the Code of Ethics issued by the Institute of Chartered Accountants of India together with the ethical requirements that are relevant to our audit of the financial statements under the provisions of the Act and the Rules thereunder, and we have fulfilled our other ethical responsibilities in accordance with these requirements and the Code of Ethics. We believe that the audit evidence obtained by us is sufficient and appropriate to provide a basis for our opinion.

#### **Managements Responsibilities for the Standalone Financial Results**

These quarterly standalone financial results as well as the year to date standalone financial results have been prepared on the basis of the standalone annual financial statements. The Company's Board of Directors are responsible for the preparation and presentation of these standalone financial results



that give a true and fair view of the net profit and other comprehensive income and other financial information of the Company and the standalone statement of assets and liabilities and the standalone statement of cash flows in accordance with the recognition and measurement principles laid down in the Indian Accounting Standards prescribed under Section 133 of the Act read with relevant rules issued thereunder and other accounting principles generally accepted in India and in compliance with Regulation 33 of the Listing Regulations as amended . The Board of Directors of the Company are responsible for maintenance of adequate accounting records in accordance with the provisions of the Act for safeguarding of the assets of the Company and for preventing and detecting frauds and other irregularities; selection and application of appropriate accounting policies; making judgments and estimates that are reasonable and prudent; and the design, implementation and maintenance of adequate internal financial controls, that were operating effectively for ensuring accuracy and completeness of the accounting records, relevant to the preparation and presentation of the standalone financial statements that give a true and fair view and are free from material misstatement, whether due to fraud or error.

In preparing the standalone financial results, the Board of Directors of the Company are responsible for assessing the ability of the Company to continue as a going concern, disclosing, as applicable, matters related to going concern and using the going concern basis of accounting unless the Board of Directors either intends to liquidate the Company or to cease operations, or has no realistic alternative but to do so.

The Board of Directors of the Company is also responsible for overseeing the financial reporting process of the Company.

### **Auditor's Responsibilities for the Audit of the Standalone Financial Results**

Our objectives are to obtain reasonable assurance about whether the standalone financial results as a whole are free from material misstatement, whether due to fraud or error, and to issue an auditor's report that includes our opinion. Reasonable assurance is a high level of assurance, but is not a guarantee that an audit conducted in accordance with SAs will always detect a material misstatement when it exists. Misstatements can arise from fraud or error and are considered material if, individually or in the aggregate, they could reasonably be expected to influence the economic decisions of users taken on the basis of these Statement.

As part of an audit in accordance with SAs, we exercise professional judgment and maintain professional skepticism throughout the audit. We also:

- Identify and assess the risks of material misstatement of the standalone financial results, whether due to fraud or error, design and perform audit procedures responsive to those risks, and obtain audit evidence that is sufficient and appropriate to provide a basis for our opinion. The risk of not detecting a material misstatement resulting from fraud is higher than for one resulting from error, as fraud may involve collusion, forgery, intentional omissions, misrepresentations, or the override of internal control.
- Obtain an understanding of internal control relevant to the audit in order to design audit procedures that are appropriate in the circumstances. But not for the purpose of expressing and opinion on the effectiveness of the company's Internal control.
- Evaluate the appropriateness of accounting policies used and the reasonableness of accounting estimates and related disclosures made by the Board of Directors.
- Conclude on the appropriateness of the Board of Directors use of the going concern basis of accounting and, based on the audit evidence obtained, whether a material uncertainty exists related to events or conditions that may cast significant doubt on the ability of the Company to continue as a going concern. If we conclude that a material uncertainty exists, we are required to draw attention in our auditor's report to the related disclosures in the standalone financial



results or, if such disclosures are inadequate, to modify our opinion. Our conclusions are based on the audit evidence obtained up to the date of our auditor's report. However, future events or conditions may cause the Company to cease to continue as a going concern.

- Evaluate the overall presentation, structure and content of the standalone financial results, including the disclosures, and whether the standalone financial results represent the underlying transactions and events in a manner that achieves fair presentation.

We communicate with those charged with governance of the Company regarding, among other matters, the planned scope and timing of the audit and significant audit findings, including any significant deficiencies in internal control that we identify during our audit.

We also provide those charged with governance with a statement that we have complied with relevant ethical requirements regarding independence, and to communicate with them all relationships and other matters that may reasonably be thought to bear on our independence, and where applicable, related safeguards.

### **Other Matters**

The Statement includes the results for the quarter ended 31<sup>st</sup> March, 2022 and the corresponding quarter ended in previous year as reported in these financial results are being the balancing figure between the audited figures in respect of the full financial year and the published unaudited year-to-date figures up to the third quarter of the current and previous financial years, which were subjected to a limited review not subject to audit by us, as required under the Listing Regulations.

**For Dhiraj & Dheeraj**

Firm Registration Number: 102454W

Chartered Accountants



**Shailendra Dadhich**

Partner

Membership Number: 425098

Place: Mumbai

Date: 27<sup>th</sup> May, 2022

UDIN: 22425098AJSUQU2819





# Technocraft Industries (India) Limited *Where the best is yet to come*

Regd. Off.: Plot No-47, Opus Centre , 2nd Floor, Opp Tunga Paradise Hotel , MIDC , Andheri (East) , Mumbai-93.

Tel: 4098 2222/0002; Fax No. 2835 6559; CIN No. L28120MH1992PLC069252

E-mail: investor@technocraftgroup.com ; website: www.technocraftgroup.com

Statements of Audited Standalone Financial Results for the Quarter and Year ended 31st March , 2022

₹ in Lakhs unless otherwise stated

Sr. No.	PARTICULARS	Standalone				
		Quarter ended			Year ended	
		31.03.2022	31.12.2021	31.03.2021	31.03.2022	31.03.2021
	<b>Continuing Operations</b>	<b>Un-Audited (Refer Note -3)</b>	<b>Un-Audited</b>	<b>Un-Audited (Refer Note -3)</b>	<b>Audited</b>	<b>Audited</b>
1	Revenue from Operations	47,732.37	43,943.72	32,118.37	166,690.09	99,519.44
2	Other Income	1,546.25	500.24	590.66	4,386.52	4,479.23
3	<b>Total Income</b>	<b>49,278.62</b>	<b>44,443.96</b>	<b>32,709.03</b>	<b>171,076.61</b>	<b>103,998.67</b>
4	<b>Expenditure</b>					
(a)	Cost of Materials Consumed	22,784.91	21,888.06	13,793.12	80,447.79	43,404.13
(b)	Purchase of Stock-in-trade	1,746.22	1,217.12	31.59	3,649.23	465.35
(c)	Change in Inventories of Finished goods, WIP & Stock in trade	(23.97)	(506.50)	400.62	(3,035.43)	1,005.41
(d)	Employee benefits expenses	2,240.65	2,710.04	2,669.24	10,047.79	9,211.33
(e)	Finance Cost	339.40	460.47	513.96	1,662.92	2,410.38
(f)	Depreciation and Amortisation expenses	1,440.80	1,408.68	1,536.17	5,526.12	5,939.92
(g)	Other expenses	13,065.84	10,945.23	9,219.67	44,739.74	27,998.68
	<b>Total Expenses</b>	<b>41,593.85</b>	<b>38,123.10</b>	<b>28,164.37</b>	<b>143,038.16</b>	<b>90,435.20</b>
5	<b>Profit from Ordinary activities before tax &amp; Exceptional Items</b>	<b>7,684.77</b>	<b>6,320.86</b>	<b>4,544.66</b>	<b>28,038.45</b>	<b>13,563.47</b>
6	Exceptional items ( Refer Note 5)	736.02	-	494.27	1,195.35	1,062.64
7	<b>Profit before tax but after exceptional items</b>	<b>8,420.79</b>	<b>6,320.86</b>	<b>5,038.93</b>	<b>29,233.80</b>	<b>14,626.11</b>
8	Tax expenses (net)					
	Current Tax	2,140.45	1,609.63	1,185.37	7,243.35	2,974.66
	Deferred Tax	(69.52)	43.58	56.65	(194.75)	453.12
9	<b>Net Profit for the Period from Continuing operations</b>	<b>6,349.86</b>	<b>4,667.65</b>	<b>3,796.91</b>	<b>22,185.20</b>	<b>11,198.33</b>
	<b>Discontinued Operations</b>					
10	Profit / ( Loss) before tax from Discontinued operations	21.44	(15.02)	(710.16)	(15.75)	(1,694.08)
11	Tax expenses / (income) of Discontinued operations	6.39	(3.78)	(178.73)	(3.97)	(424.46)
12	<b>Net Profit / (Loss) for the period from Discontinued operations</b>	<b>15.05</b>	<b>(11.24)</b>	<b>(531.43)</b>	<b>(11.78)</b>	<b>(1,269.62)</b>
	<b>Net Profit / (Loss) for the period from Continuing &amp; Discontinued Operations</b>	<b>6,364.91</b>	<b>4,656.41</b>	<b>3,265.48</b>	<b>22,173.42</b>	<b>9,928.71</b>
14	Other Comprehensive Income					
	Items that will not be reclassified to Profit or Loss (net of tax)	(270.75)	18.29	90.97	(215.88)	69.68
	Items that will be reclassified to Profit & Loss	-	-	-	-	-
	<b>Total Other Comprehensive Income / (expenses) net of tax</b>	<b>(270.75)</b>	<b>18.29</b>	<b>90.97</b>	<b>(215.88)</b>	<b>69.68</b>
15	<b>Total Comprehensive Income for the year after tax</b>	<b>6,094.16</b>	<b>4,674.70</b>	<b>3,356.45</b>	<b>21,957.54</b>	<b>9,998.39</b>
16	Paid-up equity share capital (FV of ₹10 /-per share)	2446.17	2,446.17	2,446.17	2,446.17	2,446.17
17	Other Equity (revaluation reserve ₹ NIL)	-	-	-	114,765.11	92,807.57
18	<b>Earnings Per Share (EPS) (not annualised)</b>					
	Basic and Diluted EPS -Continuing Operations (In ₹)	25.95	19.09	15.52	90.69	45.78
	Basic and Diluted EPS -Discontinued Operations (In ₹)	0.06	(0.05)	(2.17)	(0.05)	-5.19
	<b>Basic and Diluted EPS-Continuing &amp; Discontinued Operations (In ₹)</b>	<b>26.01</b>	<b>19.04</b>	<b>13.35</b>	<b>90.64</b>	<b>40.59</b>

## Notes:

- The above Financial results have been reviewed and recommended by the Audit Committee and approved by the Board of Directors at its meeting held on 27th May 2022. There are no qualifications of the Auditors on the above results.
- The Financial results have been prepared in accordance with Indian Accounting Standards (Ind AS) notified under Section 133 of the Companies Act, 2013 read with rule 3 of the Companies (Indian Accounting Standards) Rules, 2015 as amended by the Companies (Indian Accounting Standards) (Amendment) Rules, 2016.
- The Figures of the Last Quarter are the balancing Figures between Audited figures in respect of full Financial year upto 31st March 2022 / 31st March 2021 and the Un audited Published year to date Figures upto 31st December 2021 / 31st December 2020 being the date of the end of the third quarter of Financial year respectively which were subject to Limited review.
- Assets Classified as Held for Sale includes those Plant & Equipment whose Carrying Value will be recovered principally through sales transactions rather than through Continuing use .
- Exceptional items represents the Profit on the Sale of Spindles of Yarn Division & Profit on Disposal of Subsidiary .
- Previous Period figures have been regrouped and reclassified wherever considered necessary to make them comparable with Current Period Classification.

For Technocraft Industries (India) Limited



Sharad Kumar Saraf  
(Chairman & Managing Director)  
(DIN NO. 00035843)

Place: Mumbai  
Date: 27th May 2022

## Technocraft Industries (India) Limited

Audited Standalone Segment wise Revenue, Results, Assets and Liabilities for the Quarter and Year ended 31st March , 2022

₹ in Lakhs

Particulars	Quarter Ended			Year Ended	
	31.03.2022	31.12.2021	31.03.2021	31.03.2022	31.03.2021
	Un-Audited (Refer Note 3)	Un-Audited	Un-Audited (Refer Note 3)	Audited	Audited
<b>1 Income from operations</b>					
<b>Continuing Operations</b>					
a. Drum Closures Division	13,919.73	12,798.36	10,747.24	52,270.62	36,381.45
b. Scaffoldings Division	19,939.05	17,490.98	10,368.25	63,288.42	31,290.31
c. Yarn Division	11,101.03	10,772.44	8,147.68	40,108.33	25,804.91
d. Fabric Division	6,560.77	6,805.89	5,641.99	25,982.15	15,813.94
<b>Total</b>	<b>51,520.58</b>	<b>47,867.67</b>	<b>34,905.16</b>	<b>181,649.52</b>	<b>109,290.61</b>
Less : Inter Segment Revenue	3,788.21	3,923.95	2,786.79	14,959.43	9,771.17
<b>Total Income from Continuing operations</b>	<b>47,732.37</b>	<b>43,943.72</b>	<b>32,118.37</b>	<b>166,690.09</b>	<b>99,519.44</b>
<b>Discontinued Operations</b>					
Power Division	-	-	-	-	-
Less : Inter Segment Revenue	-	-	-	-	-
<b>Total Income from Discontinued operations</b>	<b>-</b>	<b>-</b>	<b>-</b>	<b>-</b>	<b>-</b>
<b>Total Income from Continued &amp; Discontinued operations</b>	<b>47,732.37</b>	<b>43,943.72</b>	<b>32,118.37</b>	<b>166,690.09</b>	<b>99,519.44</b>
<b>2 Segment Results</b>					
<b>Profit/(Loss) after Depreciation but Before Finance Cost &amp; Tax</b>					
a. Drum Closures Division	5,084.84	4,596.80	3,662.59	18,794.53	11,982.15
b. Scaffoldings Division	2,562.75	1,088.00	656.09	5,020.38	2,155.73
c. Yarn Division	903.30	1,282.56	926.85	4,861.20	63.56
d. Fabric Division	(703.29)	(198.68)	(195.75)	(264.49)	(592.54)
<b>Total</b>	<b>7,847.60</b>	<b>6,768.68</b>	<b>5,049.78</b>	<b>28,411.62</b>	<b>13,608.90</b>
<b>Less :</b>					
i. Finance Cost	339.40	460.47	513.96	1,662.92	2,410.38
ii. Other un-allocable expenditure net off un-allocable income	(176.57)	(12.65)	(8.84)	(1,289.75)	(2,364.95)
<b>Total Profit Before Tax from Continuing Operations before exceptional items</b>	<b>7,684.77</b>	<b>6,320.86</b>	<b>4,544.66</b>	<b>28,038.45</b>	<b>13,563.47</b>
Exceptional items ( Refer Note 5)	736.02	-	494.27	1,195.35	1,062.64
<b>Total Profit after Tax from Continuing Operations before exceptional items</b>	<b>8,420.79</b>	<b>6,320.86</b>	<b>5,038.93</b>	<b>29,233.80</b>	<b>14,626.11</b>
<b>Gain / (Loss) from Discontinued Operations ( net of Finance Cost)</b>					
Power Division	21.44	(15.02)	(710.16)	(15.75)	(1,694.08)
<b>Total Profit / ( Loss) before Tax (Continuing &amp; Discontinued Operations)</b>	<b>8,442.23</b>	<b>6,305.84</b>	<b>4,328.77</b>	<b>29,218.05</b>	<b>12,932.03</b>
<b>3 Segment Assets</b>					
a. Drum Closures Division	24,362.62	24,582.75	21,859.42	24,362.62	21,859.42
b. Scaffoldings Division	55,762.42	51,625.10	42,855.43	55,762.42	42,855.43
c. Yarn Division	30,264.80	27,607.25	26,466.72	30,264.80	26,466.72
d. Fabric Division	13,058.95	16,330.87	15,415.32	13,058.95	15,415.32
e. Power Division-Discontinued Operations	910.26	918.65	1,039.37	910.26	1,039.37
<b>Total Segment Assets</b>	<b>124,359.05</b>	<b>121,064.62</b>	<b>107,636.26</b>	<b>124,359.05</b>	<b>107,636.26</b>
<b>Unallocable Assets</b>	<b>52,867.42</b>	<b>45,607.42</b>	<b>40,347.39</b>	<b>52,867.42</b>	<b>40,347.39</b>
<b>Total Assets</b>	<b>177,226.47</b>	<b>166,672.04</b>	<b>147,983.65</b>	<b>177,226.47</b>	<b>147,983.65</b>
<b>4 Segment Liabilities</b>					
a. Drum Closures Division	6,608.38	5,653.63	5,578.33	6,608.38	5,578.33
b. Scaffoldings Division	7,603.47	6,742.04	4,129.18	7,603.47	4,129.18
c. Yarn Division	3,338.97	3,465.56	3,424.29	3,336.97	3,424.29
d. Fabric Division	1,683.20	1,547.43	1,909.85	1,683.20	1,909.85
e. Power Division-Discontinued Operations	125.67	39.01	327.79	125.67	327.79
<b>Total Segment Liabilities</b>	<b>19,357.69</b>	<b>17,447.67</b>	<b>15,369.44</b>	<b>19,357.69</b>	<b>15,369.44</b>
<b>Unallocable Liabilities</b>	<b>40,657.50</b>	<b>38,107.25</b>	<b>37,360.47</b>	<b>40,657.50</b>	<b>37,360.47</b>
<b>Total Liabilities</b>	<b>60,015.19</b>	<b>55,554.92</b>	<b>52,729.91</b>	<b>60,015.19</b>	<b>52,729.91</b>



**Technocraft Industries (India) Limited**  
Audited Standalone Balancesheet as at 31st March , 2022

₹ in Lakhs

Particulars	As at 31.03.2022	As at 31.03.2021
	Audited	Audited
<b>ASSETS</b>		
<b>A) Non-current assets</b>		
Property, Plant and Equipment	32,628.20	33,967.95
Capital work-in-progress	1,710.67	722.06
Investment Property	804.84	845.98
Other Intangible assets	47.20	27.98
<b>Financial Assets</b>		
i) Investments	23,971.55	14,197.80
ii) Others Financial Assets	554.43	3,000.87
Other non-current assets	684.21	168.59
<b>Total Non -current assets</b>	<b>60,401.10</b>	<b>52,931.23</b>
<b>B) Current assets</b>		
Inventories	31,676.97	24,608.81
<b>Financial Assets</b>		
i) Investments	15,016.70	17,663.23
ii) Trade receivables	49,385.55	38,753.96
iii) Cash and cash equivalents	5,288.35	5,118.21
iv) Other Bank Balances	2,687.19	42.79
v) Loans	4,369.58	1,145.86
vi) Others Financial Assets	1,959.76	1,642.05
Other current assets	5,933.91	5,266.94
<b>Total Current assets</b>	<b>116,318.01</b>	<b>94,241.85</b>
Assets Classified as held for Sale Refer Note 4	507.36	810.57
<b>Total Assets</b>	<b>177,226.47</b>	<b>147,983.65</b>
<b>EQUITY AND LIABILITIES</b>		
<b>EQUITY</b>		
Equity Share Capital	2,446.17	2,446.17
Other Equity	114,765.11	92,807.57
<b>Total Equity</b>	<b>117,211.28</b>	<b>95,253.74</b>
<b>LIABILITIES</b>		
<b>A) Non-current liabilities</b>		
a) Financial Liabilities		
i) Borrowings	4,773.45	10,547.84
ii) Other financial liabilities	23.94	8.24
b) Provisions	2,136.90	1,824.93
c) Deferred tax liabilities (Net)	855.76	1,079.73
d) Other non-current liabilities	646.68	880.38
<b>Total Non-current liabilities</b>	<b>8,436.73</b>	<b>14,341.12</b>
<b>B) Current liabilities</b>		
a) Financial Liabilities		
i) Borrowings	31,796.39	23,132.66
ii) Trade payables		
Total Outstanding dues to Micro & Small Enterprises	59.13	28.97
Total Outstanding dues to Creditors other than Micro & Small Enterprises	14,992.66	10,381.32
iii) Other financial liabilities	1,631.07	2,438.14
b) Other current liabilities	1,998.53	1,615.87
c) Provisions	250.11	229.68
d) Current Tax Liabilities (Net)	850.57	562.15
<b>Total Current liabilities</b>	<b>51,578.46</b>	<b>38,388.79</b>
<b>Total Equity and Liabilities</b>	<b>177,226.47</b>	<b>147,983.65</b>



**Audited Standalone Cash Flow Statement for the year ended 31st March , 2022**


(₹ in lakhs)

	Year Ended 31st March , 2022	Year Ended 31st March ,2021
<b>A. CASH FLOW ARISING FROM OPERATING ACTIVITIES</b>		
Profit after exceptional items but before tax from Continuing operations	29,233.80	14,626.11
Profit after exceptional items but before tax from Discontinued operations	(15.75)	(1,694.08)
<b>Add / (Less) : Adjustments to reconcile profit before tax to net cash used in operating activities</b>		
<b>Exceptional Items -Refer Note 5</b>	(1,195.35)	(1,062.64)
Depreciation & Amortisation Expenses	5,526.12	5,971.70
Government Grant Income	(231.15)	(216.00)
Provision for Impairment Loss in respect of Property , Plant & Equipment	-	1,317.57
Loss on sale of Property , Plant and equipment	-	0.01
(Gain) on sale of Property , Plant and equipment	(40.94)	(6.34)
Share of Loss of Associate	0.02	0.02
Unrealised Forex Loss / (gain)	161.11	(348.98)
Interest income	(335.75)	(435.43)
Interest Expenses	1,365.58	2,159.74
Dividend Income	-	(0.02)
Rental Income	(111.53)	(123.33)
Net gain on sale / fair valuation of Investments through profit & loss ( other than Subsidiary)	(2,419.09)	(3,481.11)
	<b>31,937.07</b>	<b>16,707.22</b>
<b>Working capital adjustments</b>		
(Increase)/ Decrease in inventories	(7,068.16)	4,516.09
(Increase)/ Decrease in trade receivables	(10,535.76)	4,034.29
(Increase)/ Decrease in other receivables	(1,718.35)	(250.73)
Increase/ (Decrease) in trade and other payables	4,208.83	366.13
	<b>16,823.63</b>	<b>25,373.00</b>
Income Tax paid	(6,907.57)	(2,332.40)
<b>Net Cash Inflow/(Outflow) in the course of Operating Activities (A)</b>	<b>9,916.06</b>	<b>23,040.60</b>
Net Operating Cash Inflow/(Outflow) from Continuing Operations	10,021.02	23,172.55
Net Operating Cash Inflow/(Outflow) from Discontinued Operations	(104.96)	(131.95)
<b>B. CASH FLOW ARISING FROM INVESTING ACTIVITIES :</b>		
Purchase of Property, Plant and Equipment /Investment Properties /		
Intangible assets including capital work in Progress	(5,524.89)	(3,250.39)
Sale Proceeds of Property , Plant and equipment Including Insurance Claim	1,189.62	2,085.45
Purchase of Investments (other than Investment in Subsidiary)	(11,910.00)	(7,050.00)
Purchase of Investment in Subsidiaries	(98.00)	(5.00)
Proceeds from sale of Investments ( Other than Subsidiary)	7,206.41	6,230.08
Proceeds from Sale of Investments in Subsidiary	815.17	-
Interest received	364.97	321.59
Refund/ (Investment) in bank deposits having Original Maturity of more than than 3 months	(149.49)	37.73
Dividend Received	-	0.02
Rent Received	110.41	120.75
Recovery / ( Advancement) of Loans given to Subsidiaries	(3,210.65)	93.91
<b>Net Cash Inflow/(Outflow) in the course of Investing Activities (B)</b>	<b>(11,206.45)</b>	<b>(1,415.86)</b>
Net Cash Inflow/(Outflow) in the course of Investing Activities from Continuing Operations	(11,208.16)	(1,422.41)
Net Cash Inflow/(Outflow) in the course of Investing Activities from Discontinued Operations	1.71	6.55
<b>C. CASH FLOW ARISING FROM FINANCING ACTIVITIES :</b>		
Net Proceeds / ( Repayment ) from Long Term & Short term Borrowings	2,716.32	(18,670.94)
Interest Charges paid	(1,255.79)	(2,187.00)
Repayment of Lease Liabilities	-	(107.60)
<b>Net Cash Inflow/(Outflow) in the course of Financing Activities (C)</b>	<b>1,460.53</b>	<b>(20,965.54)</b>
Net Cash Inflow/(Outflow) in the course of Financing Activities from Continuing Operations	1,371.80	(21,032.24)
Net Cash Inflow/(Outflow) in the course of Financing Activities from Discontinued Operations	88.73	66.70
<b>Net increase / (decrease) in cash and cash equivalents (A+B+C )</b>	<b>170.14</b>	<b>659.20</b>
Cash and cash equivalents at the beginning of the year	5,118.21	4,459.01
<b>Cash and cash equivalents at the end of the year</b>	<b>5,288.35</b>	<b>5,118.21</b>

**Notes-**

1 The above Cash Flow Statement has been prepared under the 'Indirect Method' as set out in the Accounting Standard (IND AS) 7 - "Cash Flow





# Technocraft Industries (India) Limited

**Registered Office:** Plot No. 47 "Opus Centre", Second floor, Central Road, Opposite Tunga Paradise Hotel, MIDC, Andheri (East) Mumbai – 400 093, Maharashtra, India  
Tel: 4098 2222/2340; Fax No. 2835 6559; CIN: L28120MH1992PLC069252  
E-mail: [investor@technocraftgroup.com](mailto:investor@technocraftgroup.com); website: [www.technocraftgroup.com](http://www.technocraftgroup.com)

---

May 27, 2022

To,  
**National Stock Exchange of India Ltd.**  
Exchange Plaza,  
Bandra Kurla Complex,  
Bandra (E),  
Mumbai- 400051

**BSE Limited**  
Listing Department  
P.J. Towers, 1<sup>st</sup> Floor,  
Dalal Street, Fort,  
Mumbai – 400 001

**Ref: Script Name: TIIL**

**Script Code: 532804**

Dear Sir/ Madam,

**Subject: Declaration pursuant to Regulation 33(3)( d) of SEBI (Listing Obligations and Disclosure Requirements) Regulations, 2015**

---

I, Ashish Kumar Saraf, Chief Financial Officer of the Company, hereby declare that the Statutory Auditors of the Company, M/s Dheeraj & Dheeraj have issued an Audit Report with unmodified opinion on Audited Financial Results of the Company (Standalone and Consolidated) for the quarter and year ended March 31, 2022.

This Declaration is given in compliance to Regulation 33(3)(d) of the SEBI (Listing Obligations and Disclosure Requirements) Regulations, 2015 as amended by the SEBI (Listing Obligations and Disclosure Requirements) (Amendment) Regulations, 2016 vide Notification No. SEBI/LAD-NRO/GN/2016-17/001 dated May 25, 2016 and Circular No. CIR/ CFD/CMD /56/2016 dated May 27, 2016.

Kindly take this declaration on your record.

**For Technocraft Industries India Limited**

  
**Ashish Kumar Saraf**  
Chief Financial Officer

