



IndiaMART InterMESH Ltd.
6th floor, Tower 2, Assotech Business Cresterra,
Plot No.22, Sec 135, Noida-201305, U.P.
Call Us: +91 - 9696969696
E: customercare@indiamart.com
Website: www.indiamart.com

January 24, 2022

To,
BSE Limited
(BSE: 542726)

National Stock Exchange of India Limited
(NSE: INDIAMART)

Sub: Condensed Audited (Standalone and Consolidated) Interim Financial Statements for the period ended December 31, 2021

Dear Sir/Madam,

With reference to the captioned subject, please find enclosed herewith the copy of Condensed Audited (Standalone and Consolidated) Interim Financial Statements of the Company, alongwith the Auditor's Report thereon, for the period ended December 31, 2021.

Please take the above information on record.

Yours faithfully,
For IndiaMART InterMESH Limited

(Manoj Bhargava)
Sr. Vice President (Legal & Secretarial),
Company Secretary & Compliance Officer
Membership No: F5164

Encl: As above

B S R & Co. LLP

Chartered Accountants

Building No. 10, 12th Floor, Tower-C,
DLF Cyber City, Phase-II,
Gurugram – 122 002, India

Telephone: +91 124 719 1000

Fax: +91 124 235 8613

INDEPENDENT AUDITORS' REPORT

To the Board of Directors of IndiaMART InterMESH Limited

Opinion

We have audited the condensed standalone interim financial statements of IndiaMART InterMESH Limited (“the Company”), which comprise the condensed standalone interim balance sheet as at 31 December 2021, and the condensed standalone interim statement of profit and loss (including other comprehensive income (loss)) for the quarter and year-to-date period then ended, condensed standalone interim statement of changes in equity and condensed standalone interim statement of cash flows for the year-to-date period then ended, and notes to the condensed standalone interim financial statements, including a summary of the significant accounting policies and other explanatory information, as required by Indian Accounting Standard (Ind AS) 34 “Interim Financial Reporting” and other accounting principles generally accepted in India.

In our opinion and to the best of our information and according to the explanations given to us, the aforesaid condensed standalone interim financial statements give a true and fair view in conformity with Ind AS 34 and other accounting principles generally accepted in India, of the state of affairs of the Company as at 31 December 2021, and profit and other comprehensive income for the quarter and year-to-date period then ended, changes in equity and its cash flows for the year-to-date period ended on that date.

Basis for Opinion

We conducted our audit in accordance with the Standards on Auditing (SAs) specified under section 143(10) of the Companies Act, 2013 (“Act”). Our responsibilities under those Standards are further described in the *Auditor’s Responsibilities for the Audit of the Condensed Standalone Interim Financial Statements* section of our report. We are independent of the Company in accordance with the Code of Ethics issued by the Institute of Chartered Accountants of India together with the ethical requirements that are relevant to our audit of the condensed standalone interim financial statements under the provisions of the Companies Act, 2013 and the Rules thereunder, and we have fulfilled our other ethical responsibilities in accordance with these requirements and the Code of Ethics. We believe that the audit evidence we have obtained is sufficient and appropriate to provide a basis for our opinion.

Management's and Board of Directors' Responsibility for the Condensed Standalone Interim Financial Statements

The Company’s management and Board of Directors are responsible for the preparation of these condensed standalone interim financial statements that give a true and fair view of the state of affairs, profit/loss and other comprehensive income (loss), changes in equity and cash flows of the Company in accordance with

Ind AS 34 prescribed under section 133 of the Act and other accounting principles generally accepted in India. This responsibility also includes maintenance of adequate accounting records in accordance with the provisions of the Act for safeguarding of the assets of the Company and for preventing and detecting frauds and other irregularities; selection and application of appropriate accounting policies; making judgments and estimates that are reasonable and prudent; and design, implementation and maintenance of adequate internal financial controls that were operating effectively for ensuring the accuracy and completeness of the accounting records, relevant to the preparation and presentation of the condensed standalone interim financial statements that give a true and fair view and are free from material misstatement, whether due to fraud or error.

In preparing the condensed standalone interim financial statements, the Management and Board of Directors are responsible for assessing the Company's ability to continue as a going concern, disclosing, as applicable, matters related to going concern and using the going concern basis of accounting unless management either intends to liquidate the Company or to cease operations, or has no realistic alternative but to do so.

Board of Directors are also responsible for overseeing the Company's financial reporting process.

Auditor's Responsibilities for the Audit of the Condensed Standalone Interim Financial Statements

Our objectives are to obtain reasonable assurance about whether the condensed standalone interim financial statements as a whole are free from material misstatement, whether due to fraud or error, and to issue an auditor's report that includes our opinion. Reasonable assurance is a high level of assurance, but is not a guarantee that an audit conducted in accordance with SAs will always detect a material misstatement when it exists. Misstatements can arise from fraud or error and are considered material if, individually or in the aggregate, they could reasonably be expected to influence the economic decisions of users taken on the basis of these condensed standalone interim financial statements.

As part of an audit in accordance with SAs, we exercise professional judgment and maintain professional skepticism throughout the audit. We also:

- Identify and assess the risks of material misstatement of the condensed standalone interim financial statements, whether due to fraud or error, design and perform audit procedures responsive to those risks, and obtain audit evidence that is sufficient and appropriate to provide a basis for our opinion. The risk of not detecting a material misstatement resulting from fraud is higher than for one resulting from error, as fraud may involve collusion, forgery, intentional omissions, misrepresentations, or the override of internal control.
- Obtain an understanding of internal control relevant to the audit in order to design audit procedures that are appropriate in the circumstances, but not for the purpose of expressing an opinion on the effectiveness of the Company's internal control.
- Evaluate the appropriateness of accounting policies used and the reasonableness of accounting estimates and related disclosures made by management.
- Conclude on the appropriateness of management's use of the going concern basis of accounting and, based on the audit evidence obtained, whether a material uncertainty exists related to events or conditions that may cast significant doubt on the Company's ability to continue as a going concern. If we conclude that a material uncertainty exists, we are required to draw attention in our auditor's report to the related disclosures in the condensed standalone interim financial statements or, if such disclosures are inadequate, to modify our opinion. Our conclusions are based on the audit evidence obtained up to the date of our

auditor's report. However, future events or conditions may cause the Company to cease to continue as a going concern.

- Evaluate the overall presentation, structure and content of the condensed standalone interim financial statements, including the disclosures, and whether the condensed standalone interim financial statements represent the underlying transactions and events in a manner that achieves fair presentation.

We communicate with those charged with governance regarding, among other matters, the planned scope and timing of the audit and significant audit findings, including any significant deficiencies in internal control that we identify during our audit.

We also provide those charged with governance with a statement that we have complied with relevant ethical requirements regarding independence, and to communicate with them all relationships and other matters that may reasonably be thought to bear on our independence, and where applicable, related safeguards.

For **B S R & Co. LLP**
Chartered Accountants
ICAI Firm registration No: 101248W/W-100022

KANIKA Digitally signed
by KANIKA KOHLI
KOHLI Date: 2022.01.24
15:08:55 +05'30'

Kanika Kohli

Partner

Membership No: 511565

ICAI UDIN: 22511565AAAAAB8395

Place: Gurugram

Date: 24 January 2022

IndiaMART InterMESH Limited
Condensed Standalone Interim Balance Sheet as at 31 December 2021
(Amount in INR million, unless otherwise stated)

	Notes	As at 31 December 2021	As at 31 March 2021
Assets			
Non-current assets			
Property, plant and equipment	5A	13.17	21.53
Capital work in progress	5A	1.77	1.77
Right-of-use assets	5B	554.03	625.65
Intangible assets	6	1.91	2.74
Investment in subsidiaries and associates	7	1,033.95	313.95
Financial assets			
(i) Investments	8	714.55	190.49
(ii) Loans	8	3.85	2.37
(iii) Others financial assets	8	48.73	38.52
Non-current tax assets (net)	18	216.43	186.54
Other non-current assets	11	0.58	0.74
Total Non-current assets		2,588.97	1,384.30
Current assets			
Financial assets			
(i) Investments	8	24,049.60	22,161.38
(ii) Trade receivables	9	10.53	12.46
(iii) Cash and cash equivalents	10	146.51	350.07
(iv) Bank balances other than (iii) above	10	262.14	376.02
(v) Loans	8	629.83	708.52
(vi) Others financial assets	8	54.82	70.12
Current tax assets (net)	18	-	54.85
Other current assets	11	49.60	37.72
Total Current assets		25,203.03	23,771.14
Total Assets		27,792.00	25,155.44
Equity and Liabilities			
Equity			
Share capital	12	305.53	303.16
Other equity	13	17,953.52	15,863.28
Total Equity		18,259.05	16,166.44
Liabilities			
Non-current liabilities			
Financial liabilities			
(i) Lease liabilities	15	480.39	525.67
Contract liabilities	17	2,940.61	2,584.22
Provisions	16	252.99	273.33
Deferred tax liabilities (net)	26	187.32	207.20
Total Non-current liabilities		3,861.31	3,590.42
Current liabilities			
Financial liabilities			
(i) Lease liabilities	15	102.69	108.57
(ii) Trade payables	14	-	-
(a) total outstanding dues of micro enterprises and small enterprises		-	-
(b) total outstanding dues of creditors other than micro enterprises and small enterprises		168.28	153.84
(iii) Other financial liabilities	15	151.93	193.36
Contract liabilities	17	4,955.41	4,672.19
Other current liabilities	17	176.88	223.27
Provisions	16	46.62	47.35
Current tax liabilities (net)		69.83	-
Total Current liabilities		5,671.64	5,398.58
Total Liabilities		9,532.95	8,989.00
Total Equity and Liabilities		27,792.00	25,155.44
Summary of significant accounting policies	2		

The accompanying notes are an integral part of the condensed standalone interim financial statements.

As per our report of even date

For B S R & Co. LLP
Chartered Accountants
ICAI Firm Registration No.: 101248W/ W-100022

KANIKA
KOHLI

Kanika Kohli
Partner
Membership No.: 511565
Place: Gurugram
Date: 24 January 2022

For and on behalf of the Board of Directors of
IndiaMART InterMESH Limited

Dinesh Chandra Agarwal
Dinesh Chandra Agarwal
(Managing Director & CEO)
DIN:00191800

Prateek Chandra
Prateek Chandra
(Chief Financial Officer)

Place: Noida
Date: 24 January 2022

Brijesh Kumar Agrawal
Brijesh Kumar Agrawal
(Whole-time Director)
DIN:00191760

Manoj Bhargava
Manoj Bhargava
(Company Secretary)

IndiaMART InterMESH Limited
Condensed Standalone Interim Statement of Profit and Loss for the period ended 31 December 2021
(Amount in INR million, unless otherwise stated)

		For the quarter ended 31 December 2021	For the quarter ended 31 December 2020	For the nine months ended 31 December 2021	For the nine months ended 31 December 2020
Income:					
Revenue from operations	19	1,873.71	1,728.48	5,501.07	4,859.70
Other income	20	218.80	245.86	828.83	789.42
Total income		2,092.51	1,974.34	6,329.90	5,649.12
Expenses:					
Employee benefits expense	21	634.92	506.87	1,766.31	1,427.01
Finance costs	22	13.37	16.28	41.09	51.85
Depreciation and amortisation expense	23	29.45	37.67	89.62	123.97
Other expenses	24	440.34	334.84	1,196.65	963.99
Total expenses		1,118.08	895.66	3,093.67	2,566.82
Profit before tax		974.43	1,078.68	3,236.23	3,082.30
Income tax expense					
Current tax	26	221.82	218.56	758.43	389.46
Deferred tax	26	9.19	44.61	(23.07)	367.62
Total tax expense		231.01	263.17	735.36	757.08
Net profit for the period		743.42	815.51	2,500.87	2,325.22
Other comprehensive income/(loss)					
Items that will not be reclassified to profit or loss and its related income tax effects					
Re-measurement gain/(losses) on defined benefit plans		8.46	(8.90)	12.68	(25.13)
Income tax effect	26	(2.13)	2.24	(3.19)	6.32
Other comprehensive income/(loss) for the period, net of tax		6.33	(6.66)	9.49	(18.81)
Total comprehensive income for the period		749.75	808.85	2,510.36	2,306.41
Earnings per equity share:	25				
Basic earnings per equity share (INR) - face value of INR 10 each		24.39	28.09	82.31	80.36
Diluted earnings per equity share (INR) - face value of INR 10 each		24.18	27.66	81.37	79.00
Summary of significant accounting policies	2				

The accompanying notes are an integral part of the condensed standalone interim financial statements.

As per our report of even date

For B S R & Co. LLP
Chartered Accountants
ICAI Firm Registration No.: 101248W/ W-100022

KANIKA KOHLI Chartered Accountant (ICAI)
Date: 2020.12.15 09:07:57

Kanika Kohli
Partner
Membership No.: 511565
Place: Gurugram
Date: 24 January 2022

For and on behalf of the Board of Directors of
IndiaMART InterMESH Limited

Dinesh Chandra Agarwal
(Managing Director & CEO)
DIN:00191800

Brijesh Kumar Agrawal
(Whole-time Director)
DIN:00191760

Prateek Chandra
(Chief Financial Officer)

Manoj Bhargava
(Company Secretary)

Place: Noida
Date: 24 January 2022

IndiaMART InterMESH Limited
Condensed Standalone Interim Statement of changes in equity for the period ended 31 December 2021
(Amount in INR million, unless otherwise stated)

(a) Equity share capital (Refer Note 12)

Equity shares of INR 10 each issued, subscribed and fully paid up	Amount
As at 1 April 2020	288.77
Equity shares issued on exercise of ESOP during the period	0.67
Equity shares issued during the period to Indiamart Employee Benefit Trust (refer note 12(a))	1.35
Equity shares issued during the period and held by Indiamart Employee Benefit Trust as at year end (refer note 12(a))	(0.07)
As at 31 December 2020	290.72
As at 1 April 2021	303.16
Equity shares issued on exercise of ESOP during the period	0.28
Equity shares issued to Indiamart Employee Benefit Trust during the period	1.73
Equity shares issued during the earlier period to Indiamart Employee Benefit Trust and transferred to employees pursuant to SAR exercise during the period	0.48
Equity shares issued during the period and held by Indiamart Employee Benefit Trust as at period end (refer note 12)	(0.12)
As at 31 December 2021	305.53

(b) Other equity (Refer Note 13)

Particulars	Reserves and surplus				Total other equity
	Securities premium	General reserve	Employee share based payment reserve	Retained earnings	
Balance as at 1 April 2020	4,753.90	8.45	95.97	(2,402.15)	2,456.17
Profit for the period	-	-	-	2,325.22	2,325.22
Other comprehensive loss for the period	-	-	-	(18.81)	(18.81)
Total comprehensive income	-	-	-	2,306.41	2,306.41
Issue of equity shares on exercise of share based awards during the Period	57.30	-	(51.30)	-	6.00
Employee share based payment expense (Refer Note 21)	-	-	42.59	-	42.59
Balance as at 31 December 2020	4,811.20	8.45	87.26	(95.74)	4,811.17
Balance as at 1 April 2021	15,310.77	8.45	97.37	446.69	15,863.28
Profit for the period	-	-	-	2,500.87	2,500.87
Other comprehensive income for the period	-	-	-	9.49	9.49
Total comprehensive income	-	-	-	2,510.36	2,510.36
Issue of equity shares on exercise of share based awards during the period	72.46	-	(69.95)	-	2.51
Employee share based payment expense (Refer Note 21)	-	-	32.53	-	32.53
Final dividend paid (INR 15/- per share for financial year ended 31 March 2021)	-	-	-	(455.16)	(455.16)
Balance as at 31 December 2021	15,383.23	8.45	59.95	2,501.89	17,953.52

Profit of INR 9.49 Mns and loss of INR 18.81 Mns on remeasurement of defined employee benefit plans (net of tax) is recognised as a part of retained earnings for nine months period ended 31 December 2021 and 31 December 2020, respectively.

The accompanying notes are an integral part of the condensed standalone interim financial statements.

As per our report of even date

For B S R & Co. LLP
Chartered Accountants
ICAI Firm Registration No.: 101248W/W-100022
KANIKA KOHLI (Signature)

Kanika Kohli
Partner
Membership No.: 511565
Place: Gurugram
Date: 24 January 2022

For and on behalf of the Board of Directors of
IndiaMART InterMESH Limited

Degard
Dinesh Chandra Agarwal
(Managing Director & CEO)
DIN: 0491800

Shateel Chandra
Shateel Chandra
(Chief Financial Officer)

Agarwal
Brijesh Kumar Agrawal
(Whole-time Director)
DIN: 00191760

Manoj Bhargava
Manoj Bhargava
(Company Secretary)

Place: Noida
Date: 24 January 2022

K

IndiaMART InterMESH Limited
Condensed Standalone Interim Statement of Cash Flows for the period ended 31 December 2021
(Amount in INR million, unless otherwise stated)


Particulars	Notes	For the nine months ended	For the nine months ended
		31 December 2021	31 December 2020
Profit before tax		3,236.23	3,082.30
<i>Adjustments to reconcile profit before tax to net cash flows:</i>			
Depreciation and amortisation expense	23	89.62	123.97
Interest, dividend and other income	20	(50.02)	(59.00)
Gain on de-recognition of Right-of-use assets	20	(1.30)	(8.30)
Gain on investments carried at fair value through profit and loss	20		
-Fair value gain on measurement and income from sale of mutual funds and bonds		(751.89)	(697.90)
-Fair value gain on measurement of Investment in other entities		(7.72)	-
Gain on disposal of property, plant and equipment	20	(1.55)	(1.57)
Share-based payment expense	21	32.53	42.59
Finance costs	22	41.09	51.85
Loss on change of control of a subsidiary converted into an associate	24	-	0.05
Provisions and liabilities no longer required written back	20	(4.69)	(22.65)
		2,582.30	2,511.34
Changes in:			
Trade receivables		1.93	(5.19)
Other financial assets		15.01	20.94
Other assets		(11.71)	4.11
Other financial liabilities		(41.29)	(46.21)
Trade payables		14.44	(24.00)
Contract liabilities		639.61	(504.57)
Provisions and other liabilities		(54.78)	47.14
Cash generated from operations		3,145.51	2,003.56
Income tax paid (net)		(663.65)	(393.37)
Net cash generated from operating activities		2,481.86	1,610.19
Cash flow from investing activities			
Proceeds from sale of property, plant and equipment		1.77	3.21
Purchase of property, plant and equipment and other intangible assets		(0.07)	(0.22)
Purchase of current investments		(15,778.23)	(2,490.42)
Inter-corporate deposits placed with financial institutions		(431.63)	-
Redemption of inter-corporate deposits placed with financial institutions		510.30	-
Investment in subsidiaries, associates and other entities		(1,236.34)	(112.49)
Proceeds from sale of investments in subsidiaries		-	2.12
Loans given to subsidiaries		(286.50)	-
Loans given to subsidiaries, repaid		286.50	-
Proceeds from sale of current investments		14,550.00	934.95
Interest and dividend received		139.81	55.08
Refund of refundable security deposits for listing on stock exchange.		-	23.78
Investment in bank deposits (includes earmarked balances with bank) (having original maturity of more than three months)		(274.09)	(6.27)
Redemption of bank deposits		377.97	54.59
Net cash used in investing activities		(2,140.51)	(1,535.67)
Cash flow from financing activities			
Repayment of lease liabilities		(53.54)	(36.40)
Interest paid on lease liabilities		(41.09)	(51.85)
Payment of dividends		(455.16)	(14.79)
Proceeds from issue of equity shares on exercise of share based awards		4.88	7.95
Net cash used in financing activities		(544.91)	(95.09)
Net decrease in cash and cash equivalents		(203.56)	(20.57)
Cash and cash equivalents at the beginning of the period	10	350.07	129.04
Cash and cash equivalents at the end of the period	10	146.51	108.47
Summary of significant accounting policies	2		


The accompanying notes are an integral part of the condensed standalone interim financial statements.


As per our report of even date


For B S R & Co. LLP
Chartered Accountants
ICAI Firm Registration No.: 101248W/ W-100022
KANIKA KOHLI
Digitally signed by KANIKA KOHLI
Date: 2022.01.24
15:04:50 +05:30
Kanika Kohli
Partner
Membership No.: 511565
Place: Gurugram
Date: 24 January 2022

For and on behalf of the Board of Directors of
IndiaMART InterMESH Limited


Dinesh Chandra Agarwal
(Managing Director & CEO)
DIN:00191800


Prateek Chandra
(Chief Financial Officer)


Brijesh Kumar Agrawal
(Whole-time Director)
DIN:00191760


Manoj Bhargava
(Company Secretary)

Place: Noida
Date: 24 January 2022

IndiaMART Intermesh Limited**Notes to condensed standalone interim financial statements for the period ended 31 December 2021**

(Amounts in INR million, unless otherwise stated)

1. Corporate Information

IndiaMART Intermesh Limited (“the Company”) is a public company domiciled in India and was incorporated on 13 September 1999 under the provisions of the Companies Act applicable in India. The equity shares of the Company are listed on BSE Limited and National Stock Exchange of India. The Company is engaged in e-marketplace for business needs, which acts as an interactive hub for domestic and international buyers and suppliers. The registered office of the Company is located at 1st Floor, 29-Daryagang, Netaji Subash Marg, New Delhi-110002, India.

The condensed standalone interim financial statements were authorised for issue in accordance with a resolution passed by Board of Directors on 24 January 2022.

2. Summary of Significant Accounting Policies**(a) Statement of compliance**

The condensed standalone interim financial statements for the period ended 31 December 2021 have been prepared in accordance with Indian Accounting Standard (referred to as “Ind AS”) 34, Interim Financial Reporting and other Ind ASs notified under the Companies (Indian Accounting Standards) Rules, 2015 (as amended from time to time) and other relevant provisions of the Companies Act, 2013 (“the Act”) (as amended from time to time). These condensed standalone interim financial statements must be read in conjunction with the standalone financial statements for the year ended 31 March 2021. They do not include all the information required for a complete set of Ind AS financial statements. However, selected explanatory notes are included to explain events and transactions that management believes are significant to an understanding of the changes in the Company’s financial position and performance since the last annual standalone financial statements.

All amounts disclosed in the condensed standalone interim financial statements have been rounded off to the nearest INR million as per the requirement of Schedule III to the Companies Act, 2013, unless otherwise stated.

(b) Basis of Preparation

The condensed standalone interim financial statements have been prepared on the historical cost basis, except for certain financial assets and liabilities measured at fair value or amortised cost at the end of each reporting period.

All assets and liabilities have been classified as current and non-current as per the Company’s normal operating cycle. Based on the nature of services rendered to customers and time elapsed between deployment of resources and the realisation in cash and cash equivalents of the consideration for such services rendered, the Company has considered an operating cycle of 12 months.

The statement of cash flows has been prepared under the indirect method. The preparation of these condensed standalone interim financial statements requires the use of certain critical accounting estimates and judgements. It also requires the management to exercise judgement in the process of applying the Company’s accounting policies. The areas where estimates are significant to the condensed standalone interim financial statements, or areas involving a higher degree of judgement or complexity, are disclosed in Note 3.

3. Significant accounting estimates and assumptions

The preparation of condensed standalone interim financial statements in conformity with Ind AS requires the management to make judgments, estimates and assumptions that affect the reported amounts of revenues, expenses, assets and liabilities and the disclosure of contingent liabilities, at the end of the reporting period. The significant judgements made by management in applying the Company’s accounting policies and key sources of estimation and uncertainty were the same as those described in the last standalone annual financial statements for the year ended 31 March 2021.

IndiaMART Intermesh Limited**Notes to condensed standalone interim financial statements for the period ended 31 December 2021**

(Amounts in INR million, unless otherwise stated)

Measurement of fair values

The Company records certain financial assets and liabilities at fair value on a recurring basis. The Company determines fair values based on the price it would receive to sell an asset or pay to transfer a liability in an orderly transaction between market participants at the measurement date in the principal or most advantageous market for that asset or liability.

The Company's management determines the policies and procedures for recurring fair value measurement, such as investment in debt instruments, equity instruments and preference instruments of other entities, investment in mutual funds, bonds, debentures, units of investment trust and units of alternative investment funds measured at fair value.

The Company uses valuation techniques that are appropriate in the circumstances and for which sufficient data are available to measure fair value, maximising the use of relevant observable inputs and minimising the use of unobservable inputs.

All assets and liabilities for which fair value is measured or disclosed in the condensed standalone interim financial statements are categorised within the fair value hierarchy, described as follows, based on the degree to which the inputs to the fair value measurements are observable and the significance of the inputs to the fair value measurement in its entirety:

- (i) Level 1 — Quoted (unadjusted) market prices in active markets for identical assets or liabilities
- (ii) Level 2 — inputs, other than quoted prices included within Level 1, that are observable for the asset or liability, either directly or indirectly; and
- (iii) Level 3 — Unobservable inputs for the asset or liability reflecting Company's assumptions about pricing by market participants

For assets and liabilities that are recognised in the condensed standalone interim financial statements on fair value on a recurring basis, the Company determines whether transfers have occurred between Levels in the hierarchy by re-assessing categorisation (based on the lowest level input that is significant to the fair value measurement as a whole) at the end of each reporting period.

When applicable, further information about the assumptions made in determining fair values is disclosed in the notes specific to that asset or liability.

4. Impact of COVID-19

The Company has taken into account all the possible impacts of COVID-19 in preparation of these condensed standalone interim financial statements, including but not limited to its assessment of, liquidity and going concern assumption, recoverable values of its financial and non-financial assets, impact on revenue and cost, impact on leases, impact on investment in subsidiaries and associates and investment in other entities. The Company has carried out this assessment based on available internal and external sources of information upto the date of approval of these condensed standalone interim financial statements and believes that the impact of COVID-19 is not material to these condensed standalone interim financial statements and expects to recover the carrying amount of its assets. The impact of COVID-19 on the condensed standalone interim financial statements may differ from that estimated as at the date of approval of these condensed standalone interim financial statements owing to the nature and duration of COVID-19.

IndiaMART InterMESH Limited
Notes to Condensed Standalone Interim Financial Statements for the period ended 31 December 2021
(Amount in INR million, unless otherwise stated)

5A Property, plant and equipment

	Computers	Office equipment	Furniture and fixtures	Motor vehicles	Total Property, plant and equipment	Capital work in progress (refer note 1 below)
Gross carrying amount						
As at 1 April 2020	116.92	50.52	5.71	3.81	176.96	1.77
Additions for the year	-	0.22	-	-	0.22	-
Disposals for the year	(11.15)	(3.53)	(1.69)	-	(16.37)	-
As at 31 March 2021	105.77	47.21	4.02	3.81	160.81	1.77
Additions for the period	-	0.07	-	-	0.07	-
Disposals for the period	(17.60)	(0.36)	-	(0.02)	(17.98)	-
As at 31 December 2021	88.17	46.92	4.02	3.79	142.90	1.77
Accumulated depreciation						
As at 1 April 2020	93.64	29.92	3.44	2.02	129.02	-
Charge for the year	14.63	9.14	0.52	0.56	24.85	-
Disposals during the year	(11.00)	(2.59)	(1.00)	-	(14.59)	-
As at 31 March 2021	97.27	36.47	2.96	2.58	139.28	-
Charge for the period	4.04	3.65	0.23	0.29	8.21	-
Disposals during the period	(17.49)	(0.25)	-	(0.02)	(17.76)	-
As at 31 December 2021	83.82	39.87	3.19	2.85	129.73	-
Net book value						
As at 1 April 2020	23.28	20.60	2.27	1.79	47.94	1.77
As at 31 March 2021	8.50	10.74	1.06	1.23	21.53	1.77
As at 31 December 2021	4.35	7.05	0.83	0.94	13.17	1.77

Notes:

1. Capital work in progress represents the amount incurred on construction of boundary wall for leasehold land (refer note 5B for details related to leasehold land).

5B Right-of-use assets

	Leasehold land (Refer Note 1 below)	Buildings	Total
Gross carrying amount			
As at 1 April 2020	37.12	929.83	966.95
Additions for the year	-	26.82	26.82
Disposals for the year	-	(122.10)	(122.10)
As at 31 March 2021	37.12	834.55	871.67
Additions for the period	-	18.03	18.03
Disposals for the period	-	(15.68)	(15.68)
As at 31 December 2021	37.12	836.90	874.02
Accumulated amortisation			
As at 1 April 2020	1.84	165.40	167.24
Depreciation for the year	0.46	131.50	131.96
Disposals for the year	-	(53.18)	(53.18)
As at 31 March 2021	2.30	243.72	246.02
Depreciation for the period	0.35	80.23	80.58
Disposals for the period	-	(6.61)	(6.61)
As at 31 December 2021	2.65	317.34	319.99
Net book value			
As at 1 April 2020	35.28	764.43	799.71
As at 31 March 2021	34.82	590.83	625.65
As at 31 December 2021	34.47	519.56	554.03

Notes:

1. As per the terms of the lease arrangement, the Company was required to complete the construction of building within a defined time from the date of handing over the possession. The Company had obtained extension for construction of building on the leasehold land till 5 July 2021 and is in the process of obtaining further extension.

6 Intangible assets

	Software	Unique telephone numbers	Total
Gross carrying amount			
As at 1 April 2020	13.73	4.70	18.43
As at 31 March 2021	<u>13.73</u>	<u>4.70</u>	<u>18.43</u>
As at 31 December 2021	<u>13.73</u>	<u>4.70</u>	<u>18.43</u>
Accumulated amortisation			
As at 1 April 2020	9.75	4.10	13.85
Amortisation for the year	1.60	0.24	1.84
As at 31 March 2021	<u>11.35</u>	<u>4.34</u>	<u>15.69</u>
Amortisation for the period	0.72	0.11	0.83
As at 31 December 2021	<u>12.07</u>	<u>4.45</u>	<u>16.52</u>
Net book value			
As at 1 April 2020	<u>3.98</u>	<u>0.60</u>	<u>4.58</u>
As at 31 March 2021	<u>2.38</u>	<u>0.36</u>	<u>2.74</u>
As at 31 December 2021	<u>1.66</u>	<u>0.25</u>	<u>1.91</u>

IndiaMART InterMESH Limited**Notes to Condensed Standalone Interim Financial Statements for the period ended 31 December 2021**

(Amount in INR million, unless otherwise stated)

7 Investment in subsidiaries and associates

	As at 31 December 2021		As at 31 March 2021	
	No. of shares	Amount	No. of shares	Amount
Investment in subsidiaries - Unquoted				
<i>Fully paid up - at cost</i>				
Equity shares of INR 10 each in Tradezeal Online Private Limited	110,000	1.10	110,000	1.10
Equity shares of INR 10 each in Tolexo Online Private Limited	7,001,800	70.02	7,001,800	70.02
Equity shares of INR 10 each in Pay With Indiamart Private Limited	100,000	1.00	100,000	1.00
Equity shares of INR 10 each in Hello Trade Online Private Limited	30,000	0.30	30,000	0.30
Compulsorily Convertible Debentures of INR 100 each in Tradezeal Online Private Limited	7,200,000	720.00	-	-
		<u>792.42</u>		<u>72.42</u>
Less: Impairment allowance in value of investments		<u>(71.42)</u>		<u>(71.42)</u>
		<u>721.00</u>		<u>1.00</u>
Investment in associates - Unquoted				
<i>Fully paid up - at cost</i>				
Compulsory convertible preference shares of INR 100 each (at premium of INR 52,217.90 each) in Simply Vyapar Apps Private Limited	5,954	311.50	5,954	311.50
Equity shares of INR 10 each (at premium of INR 52,307.90 each) in Simply Vyapar Apps Private Limited	10	0.52	10	0.52
Equity shares of INR 10 each in Ten Times Online Private Limited	18,701	0.93	18,701	0.93
		<u>312.95</u>		<u>312.95</u>
Total Investment in subsidiaries and associates		<u>1,033.95</u>		<u>313.95</u>
Aggregate carrying value of unquoted investments		1,033.95		313.95
Aggregate impairment in value of investments		71.42		71.42

IndiaMART InterMESH Limited
Notes to Condensed Standalone Interim Financial Statements for the period ended 31 December 2021

(Amount in INR million, unless otherwise stated)

8 Financial assets

	As at 31 December 2021	As at 31 March 2021
i) Investments		
Non-current		
a) Investment in subsidiaries at FVTPL	182.50	90.50
b) Investment in other entities at FVTPL	532.05	99.99
	714.55	190.49
Current		
Investment in mutual funds at FVTPL	22,610.49	21,690.82
Investment in bonds and debentures at FVTPL	1,127.74	470.56
Investments in Investment Trust- Quoted (measured at FVTPL)	210.09	-
Investments in Alternative investment funds at FVTPL	101.28	-
	24,049.60	22,161.38

Non-current investments
a) Investment in debt instruments of subsidiaries (fully paid-up)

	As at 31 December 2021		As at 31 March 2021	
	No. of shares	Amount	No. of shares	Amount
Unquoted (measured at FVTPL)				
Optionally Convertible Cumulative Redeemable Preference Shares of INR 10 each in Tolexo Online Private Limited	18,989,275		15,789,275	
Opening balance		13.71		33.04
Add: Investment made during the period		32.00		20.00
Less: Fair value loss recognised through profit and loss during the period		-	(39.33)	13.71
Optionally Convertible Cumulative Redeemable Preference Shares of INR 10 each (at premium of INR 90 each) in Tolexo Online Private Limited	1,298,050		1,298,050	
Opening balance		1.13		3.11
Less: Fair value loss recognised through profit and loss during the period		-	(1.98)	1.13
Optionally Convertible Cumulative Redeemable Preference Shares of INR 10 each (at premium of INR 40 each) in Tolexo Online Private Limited	189,000		189,000	
Opening balance		0.16		0.45
Less: Fair value loss recognised through profit and loss during the period		-	(0.29)	0.16
Application money paid towards optionally Convertible Cumulative Redeemable Preference Shares of INR 10 each in Tolexo Online Private Limited (subsequently allotted on 23 January 2022)	2,000,000	20.00		
Optionally Convertible Cumulative Redeemable Preference Shares of INR 10 each in Tradezeal Online Private Limited	7,870,000		3,870,000	
Opening balance		20.00		-
Add: Investment made during the period		40.00	20.00	20.00
Optionally Convertible Cumulative Redeemable Preference Shares of INR 10 each (at premium of INR 10 each) in Pay With Indiamart Private Limited	2,775,000		2,775,000	
Opening balance		55.50		53.00
Add: Investment made during the period		-	2.50	55.50
		182.50		90.50
b) Investment in other entities (fully paid up)				
Unquoted (measured at FVTPL)				
Compulsory convertible preference shares of INR 1 each (at premium of INR 776 each) in Mobisy Technologies Private Limited	128,593	99.92	128,593	99.92
Compulsory convertible preference shares of INR 837/- each in Mobisy Technologies Private Limited	119,474	100.00	-	-
Equity shares of INR 1 each (at premium of INR 776 each) in Mobisy Technologies Private Limited	100	0.07	100	0.07
Fair value gain recognised through profit and loss during the period	-	7.72	-	-
Equity shares of INR 10 each (at premium of INR 87.21 each) of Mynd Solutions Private Limited (Refer Note 2 below)	3,336,489	324.34	-	-
		532.05		99.99
Total non-current investments (a+b)		714.55		190.49

Notes:

- The company has invested in optionally convertible cumulative redeemable preference shares ('OCCRPS') of its subsidiaries. Based on the terms of OCCRPS, these have been classified as financial instruments in the nature of financial assets to be measured at fair value. Fair value of these instruments has been determined based on market multiple / replacement cost method / discounted cash flow valuation technique using cash flow projections and discount rate. Gain/loss on subsequent re-measurement is recognised through Statement of Profit and Loss.
- During the quarter ended 31 December 2021, the Company has acquired 7.70% equity ownership on fully converted and diluted basis in Mynd Solutions Private Limited at the aggregate consideration of INR 324.34 Million. This investment has been classified as "Investment at FVTPL" as per Ind-AS 109.

IndiaMART InterMESH Limited
Notes to Condensed Standalone Interim Financial Statements for the period ended 31 December 2021

(Amount in INR million, unless otherwise stated)

	As at 31 December 2021		As at 31 March 2021	
	No. of units	Amount	No. of units	Amount
Current investments				
Investment in mutual funds - Quoted (measured at FVTPL)				
Aditya Birla Sun Life Short Term Fund-Growth-Regular Plan	-	-	2,599,874	95.06
Aditya Birla Sunlife short term fund-Growth-Direct Plan	5,765,040	230.87	21,181,794	814.54
Aditya Birla Sunlife Corporate Bond Fund -Growth- Regular Plan	6,508,526	580.17	6,508,526	559.11
Aditya Birla Sun Life Corporate Bond Fund-Growth-Direct plan	10,264,505	924.92	4,570,414	396.40
Aditya Birla Sun Life Money Manager Fund - Direct	-	-	3,498,589	1,004.69
Aditya Birla Sun Life Savings Fund - Direct Growth	2,591,584	1,140.88	2,764,954	1,180.18
Aditya Birla sun life Banking PSU & Debt Fund-Direct	5,985,168	1,802.30	-	-
Aditya Birla sun Life Overnight fund-DG	157,974	180.11	-	-
Axis Ultra Short Term Fund - Direct Growth	-	-	41,966,039	502.05
Axis Banking & PSU Debt Fund-Direct-Growth	461,302	998.72	-	-
Bharat Bond ETF April-2023	400,000	462.96	400,000	446.50
Bharat Bond ETF April-2025	149,992	160.86	149,992	153.71
Edelweiss Arbitrage Fund Direct- Growth	43,664,568	711.75	-	-
Edelweiss NIFTY PSU Bond Plus SDL Index F 2026 DG	47,476,047	505.41	-	-
HDFC Short Term Debt Fund-Direct Growth Plan	5,205,920	135.28	17,712,429	441.87
HDFC Short Term Debt Fund - Regular Plan	693,662	17.68	8,380,984	205.90
HDFC Low Duration Fund - Regular Plan-Growth	-	-	3,797,410	170.92
HDFC Low Duration Fund-Direct Plan-Growth	24,968,530	1,229.98	12,035,204	572.57
HDFC Money Market Fund - Direct Growth	257,730	1,186.97	226,818	1,014.77
HDFC Ultra Short Term Fund - Direct Growth	100,961,709	1,240.38	100,961,709	1,205.42
ICICI Prudential Equity Arbitrage Fund-Direct Growth	37,337,769	1,083.31	-	-
ICICI Prudential Savings Fund- Direct Plan-Growth	3,829,683	1,662.69	2,552,260	1,071.15
ICICI Prudential Short Term Fund - Direct	14,101,249	713.79	20,802,151	1,011.38
ICICI Prudential Short Term Fund - Regular	393,503	18.68	3,606,276	165.40
ICICI Prudential Money Market Fund - Direct Growth	198,903	60.41	3,129,563	924.09
IDFC Low Duration Fund-Growth- Direct Plan	15,216,251	479.94	36,439,105	1,117.14
IDFC Bond Fund - Short Term Plan- DGP	7,006,559	340.00	8,167,105	382.73
IDFC Banking & PSU Debt Fund - Direct - Growth	53,430,871	1,078.82	34,010,628	664.58
IDFC Corporate Bond Fund - Direct - Growth Plan	7,922,353	125.74	7,922,353	120.96
IDFC Ultra Short Term Fund - Direct-Growth Plan	-	-	36,591,465	438.04
Kotak Corporate Bond Fund - DGP	198,665	615.91	328,929	981.73
Kotak Equity Arbitrage Fund-Direct Growth	42,749,473	1,339.17	-	-
Kotak Money Market Fund - Direct Growth	-	-	384,544	1,339.67
Kotak Savings Fund - Direct Growth	-	-	28,948,565	1,004.02
Kotak Floating Rate Fund Direct Plan Growth	1,036,736	1,259.72	-	-
L&T Short Term Bond Fund-DGP	13,112,070	293.57	37,122,589	803.71
L&T Short Term Bond Fund - Regular Growth	20,066,239	430.90	20,066,239	418.18
Nippon India Floating Rate Fund Direct Growth	26,960,879	1,007.14	-	-
SBI Corporate Bond Fund - Direct - Growth Plan	7,021,759	88.76	7,021,759	85.77
SBI Magnum Ultra Short Duration Fund - Direct Growth	-	-	212,720	1,003.82
SBI Savings Fund - Direct Growth	-	-	34,943,576	1,194.92
SBI Liquid Fund- Direct - Growth Plan	-	-	62,030	199.84
SBI Banking & PSU Fund - Direct Growth	190,377	502.70	-	-
Total		22,610.49		21,690.82
Investment in bonds and debentures- Quoted (measured at FVTPL)				
Axis Bank Perpetual Bond	150	159.94	-	-
Bank of Baroda Perpetual Bond	150	162.37	-	-
HDFC Bank Perpetual Bond	400	427.22	350	381.87
ICICI Bank Perpetual Bond	80	86.54	80	88.69
Piramal Enterprise Debentures (Market linked)	180	185.52	-	-
Shriram Transport Debentures (Market linked)	100	106.15	-	-
Total		1,127.74		470.56
Investments in Investment Trust- Quoted (measured at FVTPL)				
Powergrid Infrastructure InvIT	1,736,858	210.09	-	-
Total		210.09		-
Investments in Alternative investment funds- Quoted (measured at FVTPL)				
ICICI Prudential Long Short Fund – Series I	999,950	101.28	-	-
Total		101.28		-
Aggregate book value of quoted investments		24,049.60		22,161.38
Aggregate market value of quoted investments		24,049.60		22,161.38
Aggregate carrying value of unquoted investments		714.55		190.49

IndiaMART InterMESH Limited
Notes to Condensed Standalone Interim Financial Statements for the period ended 31 December 2021
(Amount in INR million, unless otherwise stated)

	As at 31 December 2021	As at 31 March 2021
ii) Loans (measured at amortised cost)		
Non current		
Considered good- Unsecured		
Loans to employees**	3.85	2.37
	<u>3.85</u>	<u>2.37</u>
Current		
Considered good- Unsecured		
Inter-corporate deposits*		
-HDFC Limited	-	501.28
-LIC Housing Finance Limited	623.24	200.63
Loans to employees**	6.59	6.61
	<u>629.83</u>	<u>708.52</u>
Notes:		
*Inter-corporate deposits placed with financial institutions yield fixed interest rate.		
**Represent interest free loans to employees, which are recoverable in maximum 24 monthly instalments.		
iii) Others (measured at amortised cost)		
Non-current (unsecured, considered good unless stated otherwise)		
Security deposits	38.73	38.52
Deposits with remaining maturity for more than twelve months (refer note 10)	10.00	-
	<u>48.73</u>	<u>38.52</u>
Current (unsecured, considered good unless stated otherwise)		
Security deposits	5.03	3.18
Amount recoverable from payment gateway banks	49.53	66.94
Other receivables *	0.26	-
	<u>54.82</u>	<u>70.12</u>
Notes:		
Security deposits are non-interest bearing and are generally on term of 3 to 9 years.		
* Refer Note 30 for outstanding balances pertaining to related parties.		
9 Trade receivables		
Unsecured, considered good unless stated otherwise		
Trade receivables	10.53	12.46
Total	<u>10.53</u>	<u>12.46</u>
Notes:		
a) No trade receivables are due from directors or other officers of the Company either severally or jointly with any other person.		
b) Trade receivables are non-interest bearing and are generally on terms of 30 to 180 days.		
10 Cash and bank balances		
a) Cash and cash equivalents		
Cheques on hand	37.30	142.52
Balance with bank		
- On current accounts	109.21	207.55
Total Cash and cash equivalents	<u>146.51</u>	<u>350.07</u>
Note:		
Cash and cash equivalents for the purpose of cash flow statement comprise cash and cash equivalents as shown above.		
b) Bank balances other than cash and cash equivalents		
(i) Deposits with banks		
- remaining maturity upto twelve months	257.17	374.62
- remaining maturity for more than twelve months	10.00	-
	<u>267.17</u>	<u>374.62</u>
Less: Amount disclosed under Others financial assets- non current	(10.00)	-
	257.17	374.62
ii) Earmarked balances with banks*	4.97	1.40
Amount disclosed under current bank deposits	<u>262.14</u>	<u>376.02</u>
* Earmarked balances include unclaimed/unpaid dividends of INR 0.12 (31 March 2021: INR 0.06) and bank balance with Indiamart Employee Benefit Trust of INR 4.85 (31 March 2021: INR 1.34).		
11 Other assets		
Non-current (unsecured, considered good unless stated otherwise)		
Prepaid expenses	0.58	0.74
Total	<u>0.58</u>	<u>0.74</u>
Current (unsecured, considered good unless stated otherwise)		
Advances recoverable	27.35	14.71
Indirect taxes recoverable	4.15	5.25
Prepaid expenses	18.10	16.25
Others	-	1.51
Total	<u>49.60</u>	<u>37.72</u>

12 Share capital

Authorised equity share capital (INR 10 per share)

	Number of shares	Amount
As at 1 April 2020	30,000,000	300.00
Increase during the year	69,442,460	694.42
As at 31 March 2021	99,442,460	994.42
As at 31 December 2021	99,442,460	994.42

Authorised 0.01% cumulative preference share capital (INR 328 per share)

	Number of shares	Amount
As at 1 April 2020	1,493,903	490.00
Decrease during the year	(1,493,900)	(490.00)
As at 31 March 2021	3	0.00
As at 31 December 2021	3	0.00

Authorised 0.01% compulsorily convertible cumulative preference share capital (INR 100 per share)

	Number of shares	Amount
As at 1 April 2020	1,894,254	189.43
Decrease during the year	(1,894,254)	(189.43)
As at 31 March 2021	-	-
As at 31 December 2021	-	-

Issued equity share capital (subscribed and fully paid up) (INR 10 per share)

	Number of shares	Amount
As at 1 April 2020	28,877,247	288.77
Equity shares issued on exercise of ESOP during the year	66,696	0.67
Equity shares issued on qualified institutions placement during the year	1,242,212	12.42
Equity shares issued to Indiamart Employee Benefit Trust during the year (refer note (a) below)	135,000	1.35
Equity shares issued during the earlier period to Indiamart Employee Benefit Trust and transferred to employees pursuant to SAR exercise during the period (refer note (a) below)	42,573	0.43
Equity shares issued during the period and held by Indiamart Employee Benefit Trust as at period end (refer note (a) below)	(47,434)	(0.48)
As at 31 March 2021	30,316,294	303.16
Equity shares issued on exercise of ESOP during the period	27,846	0.28
Equity shares issued to Indiamart Employee Benefit Trust during the period (refer note (a) below)	173,000	1.73
Equity shares issued during the earlier period to Indiamart Employee Benefit Trust and transferred to employees pursuant to SAR exercise during the period (refer note (a) below)	47,434	0.48
Equity shares issued during the period and held by Indiamart Employee Benefit Trust as at period end (refer note (a) below)	(11,584)	(0.12)
As at 31 December 2021	30,552,990	305.53

a) Shares held by Indiamart employee benefit trust against employees share based payment plans (face value: INR 10 each)

	As at		As at	
	31 December 2021		31 March 2021	
	Number	Amount	Number	Amount
Opening balance	47,434	0.48	42,573	0.43
Purchased during the year/period	173,000	1.73	135,000	1.35
Transfer to employees pursuant to SAR exercised	(208,850)	(2.09)	(130,139)	(1.30)
Closing Balance	11,584	0.12	47,434	0.48

13 Other equity

	As at	As at
	31 December 2021	31 March 2021
Securities premium	15,383.23	15,310.77
General reserve	8.45	8.45
Employee share based payment reserve	59.95	97.37
Retained earnings	2,501.89	446.69
Total other equity	17,953.52	15,863.28

Nature and purpose of reserves and surplus:

- Securities premium:** The Securities premium account is used to record the premium on issue of shares and is utilised in accordance with the provisions of the Companies Act, 2013.
- General reserve:** The general reserve is used from time to time to transfer profits from retained earnings for appropriation purposes, as the same is created by transfer from one component of equity to another.
- Employee share based payment reserve:** The Employee share based payment reserve is used to recognise the compensation related to share based awards issued to employees under Company's Share based payment scheme.
- Retained earnings:** Retained earnings represent the amount of accumulated earnings of the Company, and re-measurement gains/losses on defined benefit plans.

IndiaMART InterMESH Limited**Notes to Condensed Standalone Interim Financial Statements for the period ended 31 December 2021**

(Amount in INR million, unless otherwise stated)

19 Revenue from operations

Set out below is the disaggregation of the Company's revenue from contracts with customers:

	For the quarter ended 31 December 2021	For the quarter ended 31 December 2020	For the nine months ended 31 December 2021	For the nine months ended 31 December 2020
Sale of services				
Income from web services	1,845.58	1,695.75	5,426.92	4,789.44
Advertisement and marketing services	28.13	32.73	74.15	70.26
Total	1,873.71	1,728.48	5,501.07	4,859.70

Significant changes in the contract liability balances during the period are as follows:

	For the quarter ended 31 December 2021	For the quarter ended 31 December 2020	For the nine months ended 31 December 2021	For the nine months ended 31 December 2020
Opening balance at the beginning of the period	7,557.43	6,274.15	7,256.41	6,835.20
Less: Revenue recognised from contract liability balance at the beginning of the period	(1,487.16)	(1,298.57)	(3,446.74)	(3,224.15)
Add: Amount received from customers during the period	2,212.30	1,784.97	6,140.68	4,355.14
Less: Revenue recognised from amounts received during the period	(386.55)	(429.91)	(2,054.33)	(1,635.55)
Closing balance at the end of the period	7,896.02	6,330.64	7,896.02	6,330.64

IndiaMART InterMESH Limited
Notes to Condensed Standalone Interim Financial Statements for the period ended 31 December 2021

(Amount in INR million, unless otherwise stated)

	For the quarter ended 31 December 2021	For the quarter ended 31 December 2020	For the nine months ended 31 December 2021	For the nine months ended 31 December 2020
20 Other income				
Fair value gain on measurement and income from sale of financial assets				
-Fair value gain on measurement and income from sale of mutual funds and bonds	203.76	228.94	751.89	697.90
-Fair value gain on measurement of Investment in other entities	-	-	7.72	-
Interest income from financial assets measured at amortised cost				
- on bank deposits	3.30	7.26	11.74	22.60
- on corporate deposits and loans	8.14	-	35.35	-
- on security deposits	0.90	1.45	2.13	3.92
Other interest income	-	-	9.92	-
Dividend Income	0.80	-	0.80	32.48
Gain on de-recognition of Right-of-use assets	0.19	4.20	1.30	8.30
Liabilities and provisions no longer required written back	1.04	3.67	4.69	22.65
Net gain on disposal of property, plant and equipment	0.02	0.34	1.55	1.57
Miscellaneous income	0.65	-	1.74	-
Total	218.80	245.86	828.83	789.42
21 Employee benefits expense				
Salaries, allowance and bonus	598.33	472.80	1,658.06	1,332.85
Gratuity expense	18.42	14.24	43.73	35.92
Leave encashment expense	0.49	2.92	3.04	2.96
Contribution to provident and other funds	6.70	4.11	17.89	12.02
Employee share based payment expense	9.10	12.59	32.53	42.59
Staff welfare expenses	1.88	0.21	11.06	0.67
Total	634.92	506.87	1,766.31	1,427.01
22 Finance costs				
Interest cost of lease liabilities	13.37	16.28	41.09	51.85
Total	13.37	16.28	41.09	51.85
23 Depreciation and amortisation expense				
Depreciation of property, plant and equipment (Refer Note 5A)	2.75	6.18	8.21	18.81
Depreciation of Right-of-use assets (Refer Note 5B)	26.42	31.04	80.58	103.78
Amortisation of intangible assets (Refer Note 6)	0.28	0.45	0.83	1.38
Total	29.45	37.67	89.62	123.97
24 Other expenses				
Content development expenses	44.67	34.37	121.14	68.68
Buyer Engagement Expenses	35.94	43.42	111.99	131.55
Customer Support Expenses	42.42	41.31	128.37	113.82
Outsourced sales cost	175.38	122.94	444.31	372.54
Internet and other online expenses	77.87	50.55	220.04	137.29
Rates and taxes	0.57	0.42	2.58	3.91
Outsourced support cost	3.50	2.55	10.00	9.06
Advertisement expenses	2.07	1.57	6.12	4.32
Power and fuel	2.60	1.19	5.75	5.01
Repair and maintenance:				
- Plant and machinery	0.98	0.34	1.98	1.51
- Others	7.29	4.38	18.64	26.14
Travelling and conveyance	4.20	0.63	6.57	1.12
Recruitment and training expenses	3.51	1.23	6.87	4.73
Legal and professional fees	14.26	11.02	41.08	19.69
Directors' sitting fees	0.90	0.31	2.59	0.88
Auditor's remuneration	1.31	1.07	3.74	3.26
Insurance expenses	7.27	6.82	21.55	22.33
Collection charges	6.73	5.98	18.70	17.32
Loss on change of control of a subsidiary converted into an associate	-	-	-	0.05
Corporate social responsibility activities expenses	6.90	2.08	21.71	8.26
Miscellaneous expenses	1.97	2.66	2.92	12.52
Total	440.34	334.84	1,196.65	963.99

25 Earnings per share (EPS)

Basic EPS amounts are calculated by dividing the earnings for the period attributable to equity holders of the Company by the weighted average number of equity shares outstanding during the period.

Diluted EPS are calculated by dividing the earnings for the period attributable to the equity holders of the Company by weighted average number of equity shares outstanding during the period plus the weighted average number of equity shares that would be issued on conversion of all the dilutive potential equity shares into equity shares. The following reflects the income and share data used in the basic and diluted EPS computations:

	For the quarter ended 31 December 2021	For the quarter ended 31 December 2020	For the nine months ended 31 December 2021	For the nine months ended 31 December 2020
Basic				
Net profit as per the statement of profit and loss for computation of EPS (A)	743.42	815.51	2,500.87	2,325.22
Weighted average number of equity shares used in calculating basic EPS (B)	30,484,887	29,027,333	30,382,050	28,934,897
Basic earnings per equity share (A/B)	24.39	28.09	82.31	80.36
Diluted				
Weighted average number of equity shares used in calculating basic EPS	30,484,887	29,027,333	30,382,050	28,934,897
Potential equity shares	257,986	452,243	351,090	497,554
Total no. of shares outstanding (including dilution) (C)	30,742,873	29,479,576	30,733,140	29,432,451
Diluted earnings per equity share (A/C)	24.18	27.66	81.37	79.00

There are potential equity shares for the period ended 31 December 2021 and 31 December 2020 in the form of share based awards granted to employees which have been considered in the calculation of diluted earning per share.

26 Income tax

a) Income tax expense/(income) recognised in Statement of profit and loss

Particulars	For the quarter ended 31 December 2021	For the quarter ended 31 December 2020	For the nine months ended 31 December 2021	For the nine months ended 31 December 2020
Current tax expense				
Current tax for the period	221.82	218.56	758.43	389.46
	<u>221.82</u>	<u>218.56</u>	<u>758.43</u>	<u>389.46</u>
Deferred tax expense/(benefit)				
Relating to origination and reversal of temporary differences	9.19	44.61	(23.07)	367.62
	<u>9.19</u>	<u>44.61</u>	<u>(23.07)</u>	<u>367.62</u>
Total income tax expense	<u>231.01</u>	<u>263.17</u>	<u>735.36</u>	<u>757.08</u>

The effective tax rate has been reduced from 24.56% for the period ended 31 December 2020 to 22.72% for the period ended 31 December 2021, substantially on account of long term capital gain realised on sale of mutual funds units.

b) Income tax recognised in other comprehensive income (OCI)

Deferred tax related to items recognised in OCI during the period

Particulars	For the quarter ended 31 December 2021	For the quarter ended 31 December 2020	For the nine months ended 31 December 2021	For the nine months ended 31 December 2020
Net loss/(gain) on remeasurements of defined benefit plans	2.13	(2.24)	3.19	(6.32)

c) Reconciliation of Deferred tax asset/(liabilities) (Net):

Particulars	As at 31 December 2021	As at 31 March 2021
Opening balance as of 1 April	(207.20)	243.97
Tax (expense)/ benefit during the period recognised in Statement of profit and loss	23.07	(348.10)
Tax impact related to change in tax law	-	(109.22)
Tax impact during the period recognised in OCI	(3.19)	6.15
Closing balance at the end of the period	<u>(187.32)</u>	<u>(207.20)</u>

The Company offsets tax assets and liabilities if and only if it has a legally enforceable right to set off current tax assets and current tax liabilities, and deferred tax assets and deferred tax liabilities relate to income taxes levied by the same tax authority.

27 Defined benefit plan and other long-term employee benefit plan

The Company has a defined benefit gratuity plan. Every employee who has completed statutory defined period of service gets a gratuity on departure at 15 days salary (last drawn salary) for each completed year of service. The scheme is funded with insurance company in form of qualifying insurance policy. This defined benefit plan exposes the Company to actuarial risks, such as longevity risk, interest rate risk and salary risk.

The amount included in the balance sheet arising from the company's obligation in

Gratuity - defined benefit plan

	As at 31 December 2021	As at 31 March 2021
Present value of defined benefit obligation	313.06	287.84
Fair value of plan assets	(101.47)	(57.30)
Net liability arising from defined benefit obligation	<u>211.59</u>	<u>230.54</u>

Leave encashment - other long-term employee benefit plan

	As at 31 December 2021	As at 31 March 2021
Net liability arising from other long-term employee benefit	<u>72.64</u>	<u>74.76</u>

28 Fair value measurements

a) Category wise details as to carrying value, fair value and the level of fair value measurement hierarchy of the Company's financial instruments are as follows:

Financial assets	Level	As at	
		31 December 2021	31 March 2021
Financial assets			
a) Measured at fair value through profit or loss (FVTPL)			
- Investment in mutual funds (Refer Note b(iii) below)	Level 1	22,610.49	21,690.82
- Investment in bonds (Refer Note b(v) below)	Level 1	-	470.56
- Investments in Investment Trust (Refer Note b(iii) below)	Level 1	210.09	-
- Investments in Alternative investment funds (Refer Note b(iii) below)	Level 1	101.28	-
- Investment in bonds & debentures (Refer Note b(v) and b(vi) below)	Level 2	1,127.74	-
- Investment in debt instruments of subsidiaries and equity/preference instruments of other entities (Refer Note b(iv) below)	Level 3	714.55	190.49
		24,764.15	22,351.87
b) Measured at amortised cost (Refer Note b(i) and (ii) below)			
- Trade receivables		10.53	12.46
- Cash and cash equivalents		146.51	350.07
- Loans to employees		10.44	8.98
- Inter-corporate deposits		623.24	701.91
- Security deposits		43.76	41.70
- Deposits with Banks		272.14	376.02
- Other financial assets		49.79	66.94
		1,156.41	1,558.08
Total (a+b)		25,920.56	23,909.95
Financial liabilities			
a) Measured at amortised cost (Refer Note b(i) and (ii) below)			
- Trade payables		168.28	153.84
- Security deposits		-	0.14
- Other financial liabilities		151.93	193.22
- Lease liabilities		583.08	634.24
Total		903.29	981.44

b) The following methods / assumptions were used to estimate the fair values:

- The carrying value of Deposits with Banks, Inter-corporate deposits with Financial institutions, trade receivables, cash and cash equivalents, loans to employees, trade payables, security deposits, lease liabilities and other financial assets and other financial liabilities measured at amortised cost approximate their fair value due to the short-term maturities of these instruments. These have been assessed basis counterparty credit risk.
- The fair value of non-current financial assets and financial liabilities are determined by discounting future cash flows using current rates of instruments with similar terms and credit risk. The current rates used do not reflect significant changes from the discount rates used initially. Therefore, the carrying value of these instruments measured at amortised cost approximate their fair value.
- Fair value of quoted mutual funds, alternative investment funds and investment funds is based on quoted market prices at the reporting date. We do not expect material volatility in these financial assets.
- Fair value of debt instruments of subsidiaries and equity/preference instruments of other entities is estimated based on market multiple / replacement cost method / discounted cash flows valuation technique using cash flow projections, discount rate and credit risk.
- With effect from 1 April 2021, the fair value of quoted bonds is determined using observable market's inputs and is classified as Level 2 as against earlier classification of Level 1.
- Fair value of the quoted bonds and debentures is determined using observable market's inputs and is classified as Level 2.

c) Following table describes the valuation techniques used and key inputs thereto for the level 3 financial assets as of 31 December 2021 and 31 March 2021:

Financial assets	Valuation technique(s)	Key input(s)	Sensitivity
Investment in debt instruments of subsidiaries and equity/preference instruments of other entities			
- Pay With Indiamart Private Limited, Tradezeal Online Private Limited, Mobisy Technologies Private Limited and Mynd Solutions Private Limited	Refer Note below*	i) Discount rate ii) Growth rate for long term cash flow projections iii) Future cash flow projections based on budgets.	Refer note below**
- Tolexo Online Private Limited	Replacement cost method / Market multiple	Replacement cost / Market multiple	NA

* The fair values of financial assets included in level 3 have been determined in accordance with generally accepted valuation models based on a discounted cashflow analysis, with one of the most significant inputs being the discount rate.

** Sensitivity to changes in unobservable inputs: The fair value of the financial assets is directly proportional to the estimated future cash flow projections based on the budgets approved by the management. Change in significant unobservable input of discount rate by 100 bps and growth rate by 100 bps in the valuation does not have a significant impact on the carrying value of the assets in the financial statements.

d) Reconciliation of level 3 fair value measurements

	Investment in Optionally Convertible Cumulative Redeemable Preference instruments of subsidiaries			
	For the quarter ended 31 December 2021	For the quarter ended 31 December 2020	For the nine months ended 31 December 2021	For the nine months ended 31 December 2020
Opening balance	162.50	92.10	90.50	89.60
Additions	20.00	10.00	92.00	12.50
Closing balance	182.50	102.10	182.50	102.10

	Investment in equity/preference instruments of other entities			
	For the quarter ended 31 December 2021	For the quarter ended 31 December 2020	For the nine months ended 31 December 2021	For the nine months ended 31 December 2020
Opening balance	207.71	99.99	99.99	-
Gain recognised in profit or loss	-	-	7.72	-
Additions	324.34	-	424.34	99.99
Closing balance	532.05	99.99	532.05	99.99

e) During the period ended 31 December 2021 and 31 March 2021, there were no transfer due to re-classification into and out of Level 3 fair value measurements.

29 Segment information

Operating segments are reported in a manner consistent with the internal reporting provided to the chief operating decision maker. The Company has only one business segment which is business-to-business e-marketplace, which acts as an interactive hub for domestic and international buyers and suppliers and operates in a single business segment based on the nature of the products, the risks and returns, the organization structure and the internal financial reporting systems. Hence the company falls within a single operating segment "Business to business e-marketplace".

Information about geographical areas:

The company's revenue from continuing operations from external customers by location of operations and information of its non-current assets by location of assets are detailed below:

	Revenue from external customers				Non-current assets*	
	For the quarter ended 31 December 2021	For the quarter ended 31 December 2020	For the nine months ended 31 December 2021	For the nine months ended 31 December 2020	As at 31 December 2021	As at 31 March 2021
India	1,853.53	1,702.36	5,445.40	4,802.92	571.46	652.43
Others	20.18	26.12	55.67	56.78	-	-
	1,873.71	1,728.48	5,501.07	4,859.70	571.46	652.43

* Non-current assets exclude financial assets, investment in subsidiaries and associates, deferred tax assets, tax assets and post-employment benefit assets.

30 Related party transactions

i) Names of related parties and related party relationship:

a) Entity's subsidiaries & associates	Subsidiaries	Hello Trade Online Private Limited Tradezeal Online Private Limited Tolexo Online Private Limited Pay With Indiamart Private Limited Ten Times Online Private Limited (ceased to be a subsidiary on 1 September 2020)
	Associates	Simply Vyapar Apps Private Limited Ten Times Online Private Limited (with effect from 1 September 2020)

b) Individuals owning directly or indirectly, an interest in the voting power of the Company that gives them Significant Influence over the Company and Key Management Personnel (KMP)

Name	Designation
Dinesh Chandra Agarwal	Managing Director & CEO
Brijesh Kumar Agrawal	Whole time director
Prateek Chandra	Chief financial officer
Manoj Bhargava	Company Secretary
Dhruv Prakash	Non-executive director
Rajesh Sawhney	Independent director
Elizabeth Lucy Chapman	Independent director
Vivek Narayan Gour	Independent director

c) Entities where Individuals and Key Management Personnel (KMP) as defined above exercise significant influence

Mansa Enterprises Private Limited

d) Other related parties

Indiamart Employee Benefit Trust (separately administered Trust to manage employees share based payment plans of the company)
Indiamart Intermesh Employees Group Gratuity Assurance Scheme (separately administered Trust to manage post employment defined benefits of employees of the company)

ii) Key management personnel compensation

	For the quarter ended 31 December 2021	For the quarter ended 31 December 2020	For the nine months ended 31 December 2021	For the nine months ended 31 December 2020
Short-term employee benefits	32.91	28.57	103.55	82.35
Post-employment benefits	-	-	0.38	0.28
Other long-term employee benefits	-	-	0.71	-
Employee share based payment	0.33	1.03	1.95	3.55
	33.24	29.60	106.59	86.18

30 Related party transactions (Cont'd)

The following table provides the total amount of transactions that have been entered into with the related parties for the relevant financial period:

Particulars	For the quarter ended 31 December 2021	For the quarter ended 31 December 2020	For the nine months ended 31 December 2021	For the nine months ended 31 December 2020
Entities where KMP and Individuals exercise Significant influence				
<u>Expenses for rent</u>				
Mansa Enterprises Private Limited	0.40	0.40	1.33	1.20
Key management personnel				
<u>Recruitment and training expenses</u>				
Dhruv Prakash	-	-	-	0.44
Director's sitting fees	0.90	0.31	2.59	0.88
<u>Dividend paid</u>				
Dinesh Chandra Agarwal	-	-	129.46	-
Brijesh Kumar Agrawal	-	-	87.73	-
Prateek Chandra	-	-	1.46	-
Manoj Bhargava	-	-	0.01	-
Rajesh Sawhney	-	-	0.08	-
Dhruv Prakash	-	-	0.38	-
Vivek Narayan Gour	-	-	0.15	-
Subsidiaries and Associates				
<u>Dividend received</u>				
Ten Times Online Pvt. Ltd	-	-	-	32.48
<u>Investment in subsidiaries</u>				
Tolexo Online Private Limited	20.00	10.00	52.00	10.00
Tradezeal Online Private Limited	210.00	-	760.00	-
Pay With Indiamart Pvt. Ltd	-	-	-	2.50
<u>Web & Advertisement services provided to</u>				
Pay With Indiamart Private Limited	0.94	1.23	3.22	3.40
Simply Vyapar Apps Private Limited	2.28	0.01	4.74	0.03
<u>Indemnification payments</u>				
Pay With Indiamart Private Limited	0.14	0.16	0.77	1.73
<u>Customer support services availed from</u>				
Pay With Indiamart Private Limited	0.34	0.19	2.04	0.61
<u>Miscellaneous services provided to</u>				
Simply Vyapar Apps Private Limited	0.65	-	1.73	-
<u>Internet and online services availed from</u>				
Ten Times Online Pvt. Ltd	0.03	-	0.15	0.03
<u>Interest received on loans given</u>				
Tradezeal Online Private Limited	-	-	2.77	-
Indiamart Employee Benefit Trust				
Repayment of loan given	-	-	-	1.20
Share capital issued	-	-	1.73	1.35
Interest free loan given	-	-	0.50	1.20
Dividend paid	-	-	3.31	-

Terms and conditions of transactions with related parties

The transactions with related parties are entered on terms equivalent to those that prevail in arm's length transactions. Outstanding balances at the year/period end are unsecured and interest free and settlement occurs in cash. There have been no guarantees provided or received for any related party receivables or payables. This assessment is undertaken each financial period through examining the financial position of the related party and the market in which the related party operates.

30 Related party transactions (Cont'd)

The following table discloses amounts due to or due from related parties at the relevant period end:

Balance Outstanding at the period end	As at 31 December 2021	As at 31 March 2021
Subsidiary companies		
<u>Investment in debt instruments of subsidiaries</u> (Measured at FVTPL)		
Tolexo Online Private Limited	67.00	15.00
Tradezeal Online Private Limited	60.00	20.00
Pay With Indiamart Private Limited	55.50	55.50
<u>Investment in equity instruments and debentures of subsidiaries (At cost)*</u>		
Tolexo Online Private Limited	70.02	70.02
Tradezeal Online Private Limited	721.10	1.10
Hello Trade Online Private Limited	0.30	0.30
Pay With Indiamart Private Limited	1.00	1.00
<u>Trade payable</u>		
Pay With Indiamart Private Limited	-	0.10
Key management personnel		
<u>Director's sitting fees</u>	-	0.05
Associates		
<u>Investment in associates</u>		
Simply Vyapar Apps Private Limited	312.02	312.02
Ten Times Online Private Limited	0.93	0.93
<u>Other receivables</u>		
Simply Vyapar Apps Private Limited	0.26	-
<u>Deferred Revenue</u>		
Simply Vyapar Apps Private Limited	0.23	0.47
<u>Loan given</u>		
Indiamart Employee Benefit Trust	2.00	1.50

*Does not include provision for diminution of investment in equity shares.

31 The Company has provided following function wise results of operations on a voluntary basis

The management has presented the below function wise results because it also monitors its performance in the manner explained below and it believes that this information is relevant to understanding the Company's financial performance. The basis of calculation is also mentioned for reference.

	For the quarter ended 31 December 2021	For the quarter ended 31 December 2020	For the nine months ended 31 December 2021	For the nine months ended 31 December 2020
A Revenue from operations	1,873.71	1,728.48	5,501.07	4,859.70
B Customer service cost	(390.67)	(321.18)	(1,077.61)	(857.61)
C Surplus over customer service cost (A-B)	1,483.04	1,407.30	4,423.46	4,002.09
Selling & Distribution Expenses	266.41	194.67	683.94	579.91
Technology & Content Expenses	275.40	215.12	783.81	627.91
Marketing Expenses	6.15	5.07	18.81	16.21
Depreciation and amortisation	29.45	37.67	89.62	123.97
Other Operating Expenses	136.63	105.67	398.79	309.36
D Total	714.04	558.20	1,974.97	1,657.36
E Operating profit (C-D)	769.00	849.10	2,448.49	2,344.73
Finance costs	(13.37)	(16.28)	(41.09)	(51.85)
Other income	218.80	245.86	828.83	789.42
F Total	205.43	229.58	787.74	737.57
G Profit before tax	974.43	1,078.68	3,236.23	3,082.30
Tax expense	231.01	263.17	735.36	757.08
Profit for the period	743.42	815.51	2,500.87	2,325.22

Below is the basis of classification of various function wise expenses mentioned above:

Customer service cost

Customer service cost primarily consists of employee benefits expense for employees involved in servicing of our clients; website content charges (included in "Content development expenses" in Note 24); PNS charges i.e. rental for premium number service provided to our paying suppliers (included in "Buyer Engagement Expenses" in Note 24); SMS & Email charges i.e. cost of notifications sent to paying suppliers through SMS or email (included in "Buyer Engagement Expenses" in Note 24); Buy Lead Verification & Enrichment i.e. costs incurred in connection with the verification of RFQs posted by registered buyers on Indiamart and provided to our paying suppliers as a part of our subscription packages (included in "Customer Support Expenses" in Note 24); other expenses such as rent, power and fuel, repair & maintenance, travelling & conveyance allocated based on employee count; collection charges; domain registration & renewal charges (included in "Internet and other online expenses" in Note 24) for serving our clients.

Selling & Distribution Expenses

Selling & Distribution Expenses primarily consists of employee benefits expense for employees involved in acquisition of new paying suppliers; Outsourced sales cost i.e. costs incurred in connection with our outsourced telephone sales team and field sales team, other expenses such as rent, power and fuel, repair & maintenance, travelling & conveyance allocated based on employee count.

Technology & Content Expenses

Technology and content expenses include employee benefits expense for employees involved in the research and development of new and existing products and services, development, design, and maintenance of our website and mobile application, curation and display of products and services made available on our websites, and digital infrastructure costs; Data Verification & Enrichment i.e. amount paid to third parties to maintain and enhance our database (included in "Content development expenses" in Note 24); PNS charges i.e. rental for premium number service provided to our free suppliers (included in "Buyer Engagement Expenses" in Note 24); SMS & Email charges i.e. cost of notifications sent to buyers and free suppliers through SMS or email (included in "Buyer Engagement Expenses" in Note 24); Buy Lead Verification & Enrichment i.e. costs incurred in connection with the verification of RFQs posted by registered buyers on Indiamart and provided to our free suppliers (included in "Customer Support Expenses" in Note 24); other expenses such as rent, power and fuel, repair & maintenance, travelling & conveyance allocated based on employee count; Complaint Handling (1-800) Exp. (included in "Customer Support Expenses" in Note 24); Server Exp. (Web Space for Hosting), Software Expenses, Server Exp. (Google Emails-Employees) & Website Support & Maintenance (included in "Internet and other online expenses" in Note 24).

Marketing Expenses

While most of our branding and marketing is done by our field sales representatives through face to face meetings with potential customers (included in Selling & Distribution Expenses), our branding is aided by our spending on marketing, such as targeted digital marketing, search engine advertisements and offline advertising, and we also engage in advertising campaigns from time to time through television and print media. Employee benefits expense for employees involved in marketing activities are also included in marketing expenses.

Other Operating Expenses

Other operating expenses primarily include employee benefits expense for our support function employees; expenses such as rent, power and fuel, repair & maintenance, travelling & conveyance allocated basis employee count; browsing & connectivity-branch & employees (included in "Internet and other online expenses" in Note 24); telephone expenses-branch & employees (included in "Communication Costs" in Note 24); recruitment and training expenses; legal and professional fees and other miscellaneous operating expenses.

32 Contingent liabilities and commitments

a) Contingent liabilities

1. On February 28, 2019, a judgment of the Supreme Court of India interpreting certain statutory defined contribution obligations of employees and employers altered historical understandings of such obligations, extending them to cover additional portions of the employee's income. However, the judgment isn't explicit if such interpretation may have retrospective application resulting in increased contribution for past and future years for certain employees of the Company. The Company, based on an internal assessment, evaluated that there are numerous interpretative challenges on the retrospective application of the judgment which results in impracticability in estimation of and timing of payment and amount involved. As a result of lack of implementation guidance and interpretative challenges involved, the Company is unable to reliably estimate the amount involved. Accordingly, the Company shall evaluate the amount of provision, if any, on there being further clarity on the matter.

2. The Company is involved in various lawsuits, claims and proceedings that arise in the ordinary course of business, the outcome of which is inherently uncertain. Some of these matters include speculative and frivolous claims for substantial or indeterminate amounts of damages. The Company records a liability when it is both probable that a loss has been incurred and the amount can be reasonably estimated. Significant judgment is required to determine both probability and the estimated amount. The Company reviews these provisions and adjusts these provisions accordingly to reflect the impact of negotiations, settlements, rulings, advice of legal counsel, and updated information. The Company believes that the amount or estimable range of reasonably possible loss, will not, either individually or in the aggregate, have a material adverse effect on its business, financial position, results or cash flows of the Company, with respect to loss contingencies for legal and other contingencies as at 31 December 2021.

3. The Indian Parliament has approved the Code on Social Security, 2020 which would impact the contributions by the Company towards Provident Fund and Gratuity. The effective date from which the changes are applicable is yet to be notified and the final rules are yet to be framed. The Company will carry out an evaluation of the impact and record the same in the financial statements in the period in which the Code becomes effective and the related rules are published.

b) Capital and other commitments

- As at 31 December 2021, the Company has Nil capital commitment (31 March 2021: Nil).

- The Company will provide financial support to its wholly owned subsidiaries, so as to meet their liabilities as and when the same is required.

33 Other disclosures

During the nine months ended 31 December 2021, the Company has granted 8,600 SAR units to the employees to be vested over the period of four years.

34 Events after the reporting period

The Company has evaluated all the subsequent events through 24 January 2022, which is the date on which these condensed standalone interim financial statements were issued, and no events have occurred from the balance sheet date through that date except for matters that have already been considered in the condensed standalone interim financial statements.

As per our report of even date

For B S R & Co. LLP

Chartered Accountants

ICAI Firm Registration No.: 101248W/ W-100022

KANIKA KOHLI Digitally signed by KANIKA KOHLI
Date: 2022.01.24 15:06:07 +05'30'

Kanika Kohli


Partner


Membership No.: 511565

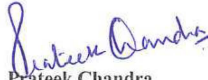
Place: Gurugram


Date: 24 January 2022

For and on behalf of the Board of Directors of
IndiaMART InterMESH Limited


Dinesh Chandra Agarwal
(Managing Director & CEO)
DIN:00191800


Brijesh Kumar Agrawal
(Whole-time Director)
DIN:00191760


Prateek Chandra
(Chief Financial Officer)


Manoj Bhargava
(Company Secretary)

Place: Noida

Date: 24 January 2022

B S R & Co. LLP

Chartered Accountants

Building No. 10, 12th Floor, Tower-C,
DLF Cyber City, Phase-II,
Gurugram – 122 002, India

Telephone: +91 124 719 1000

Fax: +91 124 235 8613

INDEPENDENT AUDITORS' REPORT

To the Board of Directors of IndiaMART InterMESH Limited

Opinion

We have audited the condensed consolidated interim financial statements of IndiaMART InterMESH Limited (hereinafter referred to as the “Holding Company”) and its subsidiaries (Holding Company and its subsidiaries together referred to as “the Group”) and its associates, which comprise the condensed consolidated interim balance sheet as at 31 December 2021, and the condensed consolidated interim statement of profit and loss (including other comprehensive income (loss)) for the quarter and year-to-date period then ended, condensed consolidated interim statement of changes in equity and condensed consolidated interim statement of cash flows for the year-to-date period then ended, and notes to the condensed consolidated interim financial statements, including a summary of significant accounting policies and other explanatory information (hereinafter referred to as “the condensed consolidated interim financial statements”) as required by Indian Accounting Standard (Ind AS) 34 “Interim Financial Reporting” and other accounting principles generally accepted in India.

In our opinion and to the best of our information and according to the explanations given to us, the aforesaid condensed consolidated interim financial statements give a true and fair view in conformity with Ind AS 34 and other accounting principles generally accepted in India, of the consolidated state of affairs of the Group as at 31 December 2021, of consolidated profit and other comprehensive income for the quarter and year-to-date period then ended, consolidated changes in equity and its consolidated cash flows for the year-to-date period ended on that date.

Basis for Opinion

We conducted our audit in accordance with the Standards on Auditing (SAs) specified under section 143(10) of the Companies Act, 2013 (“Act”). Our responsibilities under those Standards are further described in the *Auditor’s Responsibilities for the Audit of the Condensed Consolidated Interim Financial Statements* section of our report. We are independent of the Group in accordance with the Code of Ethics issued by the Institute of Chartered Accountants of India, and we have fulfilled our other ethical responsibilities in accordance with the provisions of the Companies Act, 2013. We believe that the audit evidence we have obtained is sufficient and appropriate to provide a basis for our opinion.

Responsibilities of Management and Those Charged with Governance for the Condensed Consolidated Interim Financial Statements

The Holding Company's Management and Board of Directors are responsible for the preparation and presentation of these condensed consolidated interim financial statements that give a true and fair view of the consolidated state of affairs, consolidated profit/ loss and other comprehensive income (loss), consolidated statement of changes in equity and consolidated cash flows of the Group including its associates in accordance with Ind AS 34 prescribed under section 133 of the Act and other accounting principles generally accepted in India. The respective Management and Board of Directors of the companies included in the Group and of its associates are responsible for maintenance of adequate accounting records in accordance with the provisions of the Act for safeguarding of the assets of the Group and for preventing and detecting frauds and other irregularities; the selection and application of appropriate accounting policies; making judgments and estimates that are reasonable and prudent; and the design, implementation and maintenance of adequate internal financial controls, that were operating effectively for ensuring accuracy and completeness of the accounting records, relevant to the preparation and presentation of the condensed consolidated interim financial statements that give a true and fair view and are free from material misstatement, whether due to fraud or error, which have been used for the purpose of preparation of the condensed consolidated interim financial statements by the Management and Board of Directors of the Holding Company, as aforesaid.

In preparing the condensed consolidated interim financial statements, the respective Management and Board of Directors of the companies included in the Group and of its associates are responsible for assessing the ability of the Group and of its associates to continue as a going concern, disclosing, as applicable, matters related to going concern and using the going concern basis of accounting unless the respective Management and Board of Directors either intends to liquidate the Group or to cease operations, or has no realistic alternative but to do so.

The respective Board of Directors of the companies included in the Group and of its associates are responsible for overseeing the financial reporting process of the Group and of its associates.

Auditor's Responsibilities for the Audit of the Condensed Consolidated Interim Financial Statements

Our objectives are to obtain reasonable assurance about whether the condensed consolidated interim financial statements as a whole are free from material misstatement, whether due to fraud or error, and to issue an auditor's report that includes our opinion. Reasonable assurance is a high level of assurance, but is not a guarantee that an audit conducted in accordance with SAs will always detect a material misstatement when it exists. Misstatements can arise from fraud or error and are considered material if, individually or in the aggregate, they could reasonably be expected to influence the economic decisions of users taken on the basis of these condensed consolidated interim financial statements.

As part of an audit in accordance with SAs, we exercise professional judgment and maintain professional skepticism throughout the audit. We also:

- Identify and assess the risks of material misstatement of the condensed consolidated interim financial statements, whether due to fraud or error, design and perform audit procedures responsive to those risks, and obtain audit evidence that is sufficient and appropriate to provide a basis for our opinion. The risk of not detecting a material misstatement resulting from fraud is higher than for one resulting from error, as fraud may involve collusion, forgery, intentional omissions, misrepresentations, or the override of internal control.
- Obtain an understanding of internal control relevant to the audit in order to design audit procedures that are appropriate in the circumstances, but not for the purpose of expressing an opinion on the effectiveness of the Group's internal control.

- Evaluate the appropriateness of accounting policies used and the reasonableness of accounting estimates and related disclosures made by Management and Board of Directors.
- Conclude on the appropriateness of Management's and Board of Directors' use of the going concern basis of accounting and, based on the audit evidence obtained, whether a material uncertainty exists related to events or conditions that may cast significant doubt on the ability of the Group and its associates to continue as a going concern. If we conclude that a material uncertainty exists, we are required to draw attention in our auditor's report to the related disclosures in the condensed consolidated interim financial statements or, if such disclosures are inadequate, to modify our opinion. Our conclusions are based on the audit evidence obtained up to the date of our auditor's report. However, future events or conditions may cause the Group and its associates to cease to continue as a going concern.
- Evaluate the overall presentation, structure and content of the condensed consolidated interim financial statements, including the disclosures, and whether the condensed consolidated interim financial statements represent the underlying transactions and events in a manner that achieves fair presentation.
- Obtain sufficient appropriate audit evidence regarding the financial information of such entities or business activities within the Group and its associates to express an opinion on the condensed consolidated interim financial statements, of which we are the independent auditors. We are responsible for the direction, supervision and performance of the audit of financial information of such entities. For the other entities included in the condensed consolidated interim financial statements, which have been audited by other auditors, such other auditors remain responsible for the direction, supervision and performance of the audits carried out by them. We remain solely responsible for our audit opinion. Our responsibilities in this regard are further described in para 1(a) of the section titled 'Other Matters' in this audit report.

We communicate with those charged with governance of the Holding Company regarding, among other matters, the planned scope and timing of the audit and significant audit findings, including any significant deficiencies in internal control that we identify during our audit.

We also provide those charged with governance with a statement that we have complied with relevant ethical requirements regarding independence, and to communicate with them all relationships and other matters that may reasonably be thought to bear on our independence, and where applicable, related safeguards.

Other Matters

1. (a) We did not audit the financial statements of four subsidiaries, whose condensed interim financial statements, net of consolidation adjustments, reflect total assets of INR 870.3 Million as at 31 December 2021, total revenues of INR 7.94 Million for the quarter and INR 22.97 Million for the year-to-date period ended 31 December 2021 and net cash outflows amounting to INR 732.11 Million for the year-to-date period ended on that date, as considered in the condensed consolidated interim financial statements. The condensed interim consolidated financial statements also include the Group's share of net loss (and other comprehensive loss) of INR Nil for the quarter and INR Nil for the year-to-date period ended 31 December 2021, in respect of an associate, whose condensed interim financial statements have not been audited by us. These condensed interim financial statements have been audited by other auditors whose reports have been furnished to us by the Management and our opinion on the condensed consolidated interim financial statements, in so far as it relates to the amounts and disclosures included in respect of these subsidiaries and an associate is based solely on the audit reports of the other auditors.
- (b) The condensed consolidated interim financial statements also include the Group's share of net loss (and other comprehensive loss) of INR 30.22 Million for the quarter and INR 63.59 Million for the year-to-date period ended 31 December 2021, as considered in the condensed consolidated interim

B S R & Co. LLP

financial statements, in respect of five associates, whose condensed interim financial information have not been audited by us or by other auditors. These unaudited condensed interim financial information have been furnished to us by the Management and our opinion on the condensed consolidated interim financial statements, in so far as it relates to the amounts and disclosures included in respect of these associates, is based solely on such unaudited condensed interim financial information. In our opinion and according to the information and explanations given to us by the Management, these condensed interim financial information are not material to the Group.

Our opinion on the condensed consolidated interim financial statements is not modified in respect of the above matters with respect to our reliance on the work done and the reports of the other auditors and the condensed interim financial information certified by the Management.

For **B S R & Co. LLP**
Chartered Accountants
ICAI Firm registration No: 101248W/W-100022

KANIKA Digitally signed
by KANIKA KOHLI
KOHLI Date: 2022.01.24
15:16:00 +05'30'

Kanika Kohli

Partner

Membership No: 511565

ICAI UDIN: 22511565AAAAAC9005

Place: Gurugram
Date: 24 January 2022

IndiaMART InterMESH Limited
Condensed Consolidated Interim Balance Sheet as at 31 December 2021
(Amounts in INR million, unless otherwise stated)

	Notes	As at	
		31 December 2021	31 March 2021
Assets			
Non-current assets			
Property, plant and equipment	5A	13.61	22.31
Capital work in progress	5A	1.77	1.77
Right-of-use asset	5B	554.03	625.65
Intangible assets	6	1.87	2.71
Investment in associates	7	891.90	269.94
Financial assets			
(i) Investments	8	544.95	99.00
(ii) Loans	8	4.01	2.37
(iii) Others financial assets	8	48.93	38.72
Non-current tax assets (net)	18	216.68	186.60
Other non-current assets	9	16.85	17.46
Total Non-current assets		2,294.60	1,267.52
Current assets			
Financial assets			
(i) Investments	8	24,063.03	22,174.36
(ii) Trade receivables	10	10.53	12.46
(iii) Cash and cash equivalents	11	197.31	401.19
(iv) Bank balances other than (iii) above	11	339.21	376.08
(v) Loans	8	630.26	709.25
(vi) Others financial assets	8	63.13	76.75
Current tax assets (net)	18	1.82	56.62
Other current assets	9	52.18	40.35
Total current assets		25,357.47	23,847.06
Total Assets		27,652.07	25,114.58
Equity and Liabilities			
Equity			
Share capital	12	305.53	303.16
Other equity	13	17,796.02	15,805.68
Total Equity		18,101.55	16,108.84
Liabilities			
Non-current liabilities			
Financial liabilities			
(i) Lease liabilities	15 (a)	480.39	525.67
Contract liabilities	17	2,941.59	2,584.75
Provisions	16	257.69	275.36
Deferred tax liabilities (net)	26	187.32	207.20
Total Non-current liabilities		3,866.99	3,592.98
Current liabilities			
Financial liabilities			
(i) Lease liabilities	15 (a)	102.69	108.57
(ii) Trade payables	14	-	-
(a) total outstanding dues of micro enterprises and small enterprises		-	-
(b) total outstanding dues of creditors other than micro enterprises and small enterprises		168.99	154.28
(iii) Other financial liabilities	15 (b)	158.33	201.40
Contract liabilities	17	4,958.71	4,676.26
Other current liabilities	17	177.32	223.82
Provisions	16	47.66	48.43
Current tax liabilities (net)		69.83	-
Total Current liabilities		5,683.53	5,412.76
Total Liabilities		9,550.52	9,005.74
Total Equity and Liabilities		27,652.07	25,114.58

Summary of significant accounting policies 2

The accompanying notes are an integral part of the condensed consolidated interim financial statements

As per our report of even date attached

For BSR & Co. LLP
Chartered Accountants
ICAI Firm Registration No. 101248W/W-100022

KANIKA KOHLI
Digitally signed by
KANIKA KOHLI
Date: 2022.01.24
15:10:39 +05'30'

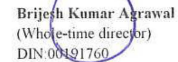
Kanika Kohli
Partner
Membership No.: 511565
Place: Gurugram

Date: 24 January 2022

For and on behalf of the Board of Directors of
IndiaMART InterMESH Limited



Divesh Chandra Agarwal
(Managing Director and CEO)
DIN:00191800



Brijesh Kumar Agrawal
(Whole-time director)
DIN:00491760



Prateek Chandra
(Chief Financial Officer)



Manoj Bhargava
(Company Secretary)

Place: Noida
Date: 24 January 2022



IndiaMART InterMESH Limited
Condensed Consolidated Interim Statement of Profit and Loss for the period ended 31 December 2021
(Amounts in INR million, unless otherwise stated)

	Notes	For the quarter ended 31 December 2021	For the quarter ended 31 December 2020	For the nine months ended 31 December 2021	For the nine months ended 31 December 2020
Income:					
Revenue from operations	19	1,880.71	1,735.40	5,520.83	4,898.96
Other income	20	218.91	246.17	826.67	761.91
Total income		2,099.62	1,981.57	6,347.50	5,660.87
Expenses:					
Employee benefits expense	21	647.79	516.80	1,802.10	1,481.15
Finance costs	22	13.37	16.28	41.09	51.85
Depreciation and amortisation expense	23	29.58	38.06	89.97	125.63
Other expenses	24	445.48	341.04	1,212.98	989.98
Total expenses		1,136.22	912.18	3,146.14	2,648.61
Net profit before share of profit in associates and tax		963.40	1,069.39	3,201.36	3,012.26
Share in net loss of associates		(30.22)	(4.67)	(63.59)	(10.81)
Profit before tax		933.18	1,064.72	3,137.77	3,001.45
Income tax expense					
Current tax	26	221.82	218.58	758.43	393.43
Deferred tax	26	9.19	44.61	(23.07)	366.83
Total tax expense		231.01	263.19	735.36	760.26
Net profit for the period		702.17	801.53	2,402.41	2,241.19
Other comprehensive income/(loss)					
Items that will not be reclassified to profit or loss and its related income tax effects					
Re-measurement gain/(losses) on defined benefit plans		7.80	(8.88)	11.24	(25.34)
Income tax effect		(2.13)	2.24	(3.19)	6.38
		5.67	(6.64)	8.05	(18.96)
Other comprehensive income/(loss) for the period, net of tax		5.67	(6.64)	8.05	(18.96)
Total comprehensive income for the period		707.84	794.89	2,410.46	2,222.23
Earnings per equity share:					
Basic earnings per equity share (INR) - face value of INR 10 each	25	23.03	27.61	79.07	77.46
Diluted earnings per equity share (INR) - face value of INR 10 each		22.84	27.19	78.17	76.15
Summary of significant accounting policies	2				

The accompanying notes are an integral part of the condensed consolidated interim financial statements

As per our report of even date attached

For B S R & Co. LLP
Chartered Accountants
ICAI Firm Registration No. 101248W/W-100022

KANIKA KOHLI Digitally signed
by KANIKA KOHLI
Date: 2022.01.24
15:11:20 +05'30'

Kanika Kohli
Partner
Membership No.: 511565
Place: Gurugram

Date: 24 January 2022

For and on behalf of the Board of Directors of
IndiaMART InterMESH Limited



Dinesh Chandra Agarwal
(Managing Director and CEO)
DIN-00191800



Prateek Chandra
(Chief Financial Officer)

Place: Noida
Date: 24 January 2022

Brijesh Kumar Agrawal
(Whole-time director)
DIN-00191760



Manoj Bhargava
(Company Secretary)

(a) Equity share capital (Refer Note 12)

Equity shares of INR 10 each issued, subscribed and fully paid up	Amount
As at 1 April 2020	288.77
Equity shares issued on exercise of ESOP during the period	0.67
Equity shares issued during the period to Indiamart Employee Benefit Trust (refer note 12(a))	1.35
Equity shares issued during the period and held by Indiamart Employee Benefit Trust as at period end (refer note 12(a))	(0.07)
As at 31 December 2020	290.72
As at 1 April 2021	303.16
Equity shares issued on exercise of ESOP during the period	0.28
Equity shares issued to Indiamart Employee Benefit Trust during the period	1.73
Equity shares issued during the earlier period to Indiamart Employee Benefit Trust and transferred to employees pursuant to SAR exercise during the period	0.48
Equity shares issued during the period and held by Indiamart Employee Benefit Trust as at period end (refer note 12)	(0.12)
As at 31 December 2021	305.53

(b) Other equity (Refer Note 13)

Particulars	Reserves and surplus					Total other equity
	Securities premium	General reserve	Employee share based payment reserve	Capital reserve	Retained earnings	
Balance as at 1 April 2020	4,753.90	8.45	116.16	(2.04)	(2,414.67)	2,461.80
Profit for the period	-	-	-	-	2,241.19	2,241.19
Other comprehensive loss for the period	-	-	-	-	(18.96)	(18.96)
Total comprehensive income/(loss)	-	-	-	-	2,222.23	2,222.23
Issue of equity shares on exercise of ESOP during the period	57.30	-	(51.30)	-	-	6.00
Employee share based payment expense (Refer Note 21)	-	-	48.72	-	-	48.72
ESOP surrendered of subsidiary company	-	-	(25.83)	-	25.83	-
Adjustment for loss of control in Subsidiary	-	-	(0.48)	2.04	(2.04)	(0.48)
Balance as at 31 December 2020	4,811.20	8.45	87.27	-	(168.65)	4,738.27
Balance as at 1 April 2021	15,310.77	8.45	97.38	-	389.08	15,805.68
Profit for the period	-	-	-	-	2,402.41	2,402.41
Other comprehensive income for the period	-	-	-	-	8.05	8.05
Total comprehensive income	-	-	-	-	2,410.46	2,410.46
Issue of equity shares on exercise of share based awards during the period	72.46	-	(69.95)	-	-	2.51
Employee share based payment expense (Refer Note 21)	-	-	32.53	-	-	32.53
Final dividend paid (INR 15/- per share for financial year ended 31 March 2021)	-	-	-	-	(455.16)	(455.16)
Balance as at 31 December 2021	15,383.23	8.45	59.96	-	2,344.38	17,796.02

Profit of INR 8.05 Mns and loss of INR 18.96 Mns on remeasurement of defined employee benefit plan(net of tax) is recognised as a part of retained earnings for nine months period ended 31 December 2021 and 31 December 2020, respectively.

The accompanying notes are an integral part of the condensed consolidated interim financial statements

As per our report of even date attached

For B S R & Co. LLP
Chartered Accountants
ICAI Firm Registration No. 101248W/W-100022

KANIKA KOHLI
Digitally signed by KANIKA KOHLI
Date: 2022.01.24
15:11:44 +05'30'

Kanika Kohli
Partner
Membership No.: 511565
Place: Gurugram

Date: 24 January 2022

For and on behalf of the Board of Directors of
IndiaMART InterMESH Limited

D. Chandra

Dinesh Chandra Agarwal
(Managing Director and CEO)
DIN:00191800

Brijesh Kumar Agrawal
Brijesh Kumar Agrawal
(Whole-time director)
DIN:00191760

Prateek Chandra
Prateek Chandra
(Chief Financial Officer)

Manoj Bhargava
Manoj Bhargava
(Company Secretary)

Place: Noida
Date: 24 January 2022

IndiaMART InterMESH Limited
Condensed Consolidated Interim Statement of Cash Flows for the period ended 31 December 2021
(Amounts in INR million, unless otherwise stated)

Particulars	Notes	For the nine months ended	For the nine months ended
		31 December 2021	31 December 2020
Profit before tax		3,137.77	3,001.45
<i>Adjustments to reconcile profit before tax to net cash flows:</i>			
Depreciation and amortisation expense	23	89.97	125.63
Interest, dividend and other income	20	(47.39)	(35.14)
Gain on de-recognition of Right-of-use assets	20	(1.30)	-
Provisions and liabilities no longer required written back		(4.69)	(22.65)
Gain on investments carried at fair value through profit and loss	20	(752.34)	(702.55)
-Fair value gain on measurement and income from sale of mutual funds		(7.72)	-
-Fair value gain on measurement of Investment in other entities		(1.55)	(1.57)
Gain on disposal of property, plant and equipment	20	(1.55)	(1.57)
Finance costs	22	41.09	51.85
Allowances for doubtful debts		0.72	(1.56)
Share-based payment expense	21	32.53	48.72
Share of net loss of associates		63.59	10.81
Loss on change of control of a subsidiary converted into an associate		-	2.04
		2,550.68	2,477.03
Changes in:			
Trade receivables		1.21	0.47
Other financial assets		13.48	18.35
Other assets		(11.23)	5.26
Other financial liabilities		(42.94)	(44.92)
Trade payables		14.71	(21.87)
Contract liabilities		639.30	(510.14)
Provisions and other liabilities		(53.70)	46.36
Cash generated from operations		3,111.51	1,970.54
Income tax paid (net)		(663.88)	(392.00)
Net cash generated from operating activities		2,447.63	1,578.54
Cash flow from investing activities			
Proceeds from sale of property, plant and equipment		1.79	3.21
Purchase of property, plant and equipment and other intangible assets		(0.10)	(0.34)
Purchase of current investments		(15,778.23)	(2,490.42)
Inter-corporate deposits placed with financial institutions		(431.63)	-
Redemption of inter-corporate deposits placed with financial institutions		510.30	-
Proceeds from sale of current investments		14,549.99	974.72
Interest and dividend received		137.19	22.93
Refund of refundable security deposits for listing on stock exchange		-	23.78
Investment in bank deposits (includes earmarked balances with bank) (having original maturity of more than three months)		(351.10)	(6.27)
Redemption of bank deposits		377.97	54.59
Investment in associates and other entities		(1,122.78)	(99.99)
Proceeds from sale of dilution of Stake, net of cash paid		-	0.90
Net cash used in investing activities		(2,106.60)	(1,516.89)
Cash flow from financing activities			
Repayment of lease liabilities		(53.54)	(36.40)
Interest paid on lease liabilities		(41.09)	(51.85)
Dividend paid		(455.16)	(14.79)
Proceeds from issue of equity shares on exercise of share based awards		4.88	7.95
Net cash used in financing activities		(544.91)	(95.09)
Net decrease in cash and cash equivalents		(203.88)	(33.44)
Cash and cash equivalents at the beginning of the period	11	401.19	169.38
Cash and cash equivalents at the end of the period	11	197.31	135.94

Summary of significant accounting policies

2

The accompanying notes are an integral part of the condensed consolidated interim financial statements

As per our report of even date attached

For BSR & Co. LLP
Chartered Accountants
ICAI Firm Registration No. 101248W/W-100022

KANIKA
KOHLI


Kanika Kohli
Partner
Membership No.: 511565
Place: Gurugram

Date: 24 January 2022

For and on behalf of the Board of Directors of
IndiaMART InterMESH Limited



Dinesh Chandra Agarwal
(Managing Director and CEO)
DIN:00191800


Brijesh Kumar Agrawal
(Whole-time director)
DIN:00191760


Prateek Chandra
(Chief Financial Officer)


Manoj Bhargava
(Company Secretary)

Place: Noida
Date: 24 January 2022

IndiaMART Intermesh Limited

Notes to condensed consolidated interim financial statements for the period ended 31 December 2021

(Amounts in INR million, unless otherwise stated)

1. Corporate Information

The condensed consolidated interim financial statements comprise the condensed interim financial statements of IndiaMART Intermesh Limited (“the Company”) and its subsidiaries (collectively referred to as “the Group”) and its associates.

The Company is a public company domiciled in India and was incorporated on 13 September 1999 under the provisions of the Companies Act applicable in India. The equity shares of the Company are listed on BSE Limited and National Stock Exchange of India. The Company is engaged in e-marketplace for business needs, which acts as an interactive hub for domestic and international buyers and suppliers. The registered office of the Company is located at 1st Floor, 29-Daryaganj, Netaji Subash Marg New Delhi-110002, India.

The condensed consolidated interim financial statements were authorised for issue in accordance with a resolution passed by Board of Directors on 24 January 2022.

2. Summary of Significant Accounting Policies

(a) Statement of compliance

The condensed consolidated interim financial statements for the period ended 31 December 2021 have been prepared in accordance with Indian Accounting Standard (referred to as “Ind AS”) 34, Interim Financial Reporting and other Ind ASs notified under the Companies (Indian Accounting Standards) Rules, 2015 (as amended from time to time) and other relevant provisions of the Companies Act, 2013 (“the Act”) (as amended from time to time). These condensed consolidated interim financial statements must be read in conjunction with the consolidated financial statements for the year ended 31 March 2021. They do not include all the information required for a complete set of Ind AS financial statements. However, selected explanatory notes are included to explain events and transactions that management believes are significant to an understanding of the changes in the Group’s financial position and performance since the last annual consolidated financial statements.

All amounts disclosed in the condensed consolidated interim financial statements have been rounded off to the nearest INR million as per the requirement of Schedule III to the Companies Act, 2013, unless otherwise stated.

(b) Basis of Preparation

The condensed consolidated interim financial statements have been prepared on the historical cost basis, except for certain financial assets and liabilities measured at fair value or amortised cost at the end of each reporting period.

All assets and liabilities have been classified as current and non-current as per the Group’s normal operating cycle. Based on the nature of services rendered to customers and time elapsed between deployment of resources and the realisation in cash and cash equivalents of the consideration for such services rendered, the Group has considered an operating cycle of 12 months.

The statement of cash flows has been prepared under the indirect method. The preparation of these condensed consolidated interim financial statements requires the use of certain critical accounting estimates and judgements. It also requires the management to exercise judgement in the process of applying the Group’s accounting policies. The areas where estimates are significant to the condensed consolidated interim financial statements, or areas involving a higher degree of judgement or complexity, are disclosed in Note 3.

(c) Basis of consolidation

The Company consolidates all entities which are controlled by it. The Company establishes control when; it has power over the entity, is exposed, or has rights, to variable returns from its involvement with the entity and has the ability to affect the entity’s returns by using its power over relevant activities of the entity.

Entities controlled by the Company are consolidated from the date control commences until the date control ceases. All inter-company transactions, balances, income and expenses are eliminated in full on consolidation.

Changes in the Company’s interests in subsidiaries that do not result in a loss of control are accounted for as equity transactions.

3. Significant accounting estimates and assumptions

The preparation of condensed consolidated interim financial statements in conformity with Ind AS requires the management to make judgments, estimates and assumptions that affect the reported amounts of revenues, expenses, assets and liabilities and the disclosure of contingent liabilities, at the end of the reporting period. The significant judgements made by management in applying the Group's accounting policies and key sources of estimation and uncertainty were the same as those described in the last annual consolidated financial statements for the year ended 31 March 2021.

Measurement of fair values

The Group records certain financial assets and liabilities at fair value on a recurring basis. The Group determines fair values based on the price it would receive to sell an asset or pay to transfer a liability in an orderly transaction between market participants at the measurement date in the principal or most advantageous market for that asset or liability.

The Group's management determines the policies and procedures for recurring fair value measurement, such as investment in equity instruments and preference instruments, investments in mutual funds, bonds, debentures, units of investment trust and units of alternative investment funds measured at fair value.

The Group uses valuation techniques that are appropriate in the circumstances and for which sufficient data are available to measure fair value, maximising the use of relevant observable inputs and minimising the use of unobservable inputs.

All assets and liabilities for which fair value is measured or disclosed in the condensed consolidated interim financial statements are categorised within the fair value hierarchy, described as follows, based on the degree to which the inputs to the fair value measurements are observable and the significance of the inputs to the fair value measurement in its entirety:

- (i) Level 1 — Quoted (unadjusted) market prices in active markets for identical assets or liabilities
- (ii) Level 2 — inputs, other than quoted prices included within Level 1, that are observable for the asset or liability, either directly or indirectly; and
- (iii) Level 3 — Unobservable inputs for the asset or liability reflecting Group's assumptions about pricing by market participants

For assets and liabilities that are recognised in the condensed consolidated interim financial statements on fair value on a recurring basis, the Group determines whether transfers have occurred between Levels in the hierarchy by re-assessing categorisation (based on the lowest level input that is significant to the fair value measurement as a whole) at the end of each reporting period.

When applicable, further information about the assumptions made in determining fair values is disclosed in the notes specific to that asset or liability.

4. Impact of COVID-19

The Group has taken into account all the possible impacts of COVID-19 in preparation of these condensed consolidated interim financial statements, including but not limited to its assessment of, liquidity and going concern assumption, recoverable values of its financial and non-financial assets, impact on revenue and cost, impact on leases, impact on investment in subsidiaries and associates and investment in other entities. The Group has carried out this assessment based on available internal and external sources of information upto the date of approval of these condensed consolidated interim financial statements and believes that the impact of COVID-19 is not material to these condensed consolidated interim financial statements and expects to recover the carrying amount of its assets. The impact of COVID-19 on the condensed consolidated interim financial statements may differ from that estimated as at the date of approval of these condensed consolidated interim financial statements owing to the nature and duration of COVID-19.

5A Property, plant and equipment

	Computers	Office equipment	Furniture and fixtures	Motor vehicles	Total Property, plant and equipment	Capital work in progress (Refer Note below)
Gross carrying amount						
As at 1 April 2020	127.87	52.63	5.75	3.80	190.05	1.77
Additions for the year	0.11	0.23	-	-	0.34	-
Adjustment for loss of control in Subsidiary	(3.81)	(0.24)	(0.03)	-	(4.08)	-
Disposals for the year	(11.15)	(3.53)	(1.69)	-	(16.37)	-
As at 31 March 2021	113.02	49.09	4.03	3.80	169.94	1.77
Additions for the period	-	0.08	-	-	0.08	-
Disposals for the period	(17.63)	(0.36)	-	(0.02)	(18.01)	-
As at 31 December 2021	95.39	48.81	4.03	3.78	152.01	1.77
Accumulated depreciation						
As at 1 April 2020	101.07	31.74	3.45	2.03	138.29	-
Charge for the year	16.25	9.30	0.52	0.56	26.63	-
Adjustment for loss of control in Subsidiary	(2.53)	(0.16)	(0.01)	-	(2.70)	-
Disposals during the year	(11.00)	(2.59)	(1.00)	-	(14.59)	-
As at 31 March 2021	103.79	38.29	2.96	2.59	147.63	-
Charge for the period	4.34	3.67	0.23	0.29	8.53	-
Disposals during the period	(17.49)	(0.25)	-	(0.02)	(17.76)	-
As at 30 December 2021	90.64	41.71	3.19	2.86	138.40	-
Net book value						
As at 1 April 2020	26.80	20.89	2.30	1.77	51.76	1.77
As at 31 March 2021	9.23	10.80	1.07	1.21	22.31	1.77
As at 30 December 2021	4.75	7.10	0.84	0.92	13.61	1.77

Note:

1. Capital work in progress represents the amount incurred on construction of boundary wall for leasehold land (refer note 5B for details related to leasehold land).

5B Right-of-use asset

	Leasehold land (Refer Note 1 below)	Buildings	Total
Gross carrying amount			
As at 1 April 2020	37.12	929.83	966.95
Additions for the year	-	26.82	26.82
Disposals for the year	-	(122.10)	(122.10)
As at 31 March 2021	37.12	834.55	871.67
Additions for the period	-	18.03	18.03
Disposals for the period	-	(15.68)	(15.68)
As at 31 December 2021	37.12	836.90	874.02
Accumulated depreciation			
As at 1 April 2020	1.84	165.40	167.24
Depreciation for the year	0.46	131.50	131.96
Disposals for the year	-	(53.18)	(53.18)
As at 31 March 2021	2.30	243.72	246.02
Depreciation for the period	0.35	80.23	80.58
Disposals for the period	-	(6.61)	(6.61)
As at 31 December 2021	2.65	317.34	319.99
Net book value			
As at 1 April 2020	35.28	764.43	799.71
As at 31 March 2021	34.82	590.83	625.65
As at 31 December 2021	34.47	519.56	554.03

1. As per the terms of the lease arrangement, the Company was required to complete the construction of building within a defined time from the date of handing over the possession. The Company had obtained extension for construction of building on the leasehold land till 5 July 2021 and is in the process of obtaining further extension.

6 Intangible assets

	Software	Unique telephone numbers	Total
Gross carrying amount			
As at 1 April 2020	15.14	4.70	19.84
Adjustment for loss of control in Subsidiary	(0.09)	-	(0.09)
As at 31 March 2021	<u>15.05</u>	<u>4.70</u>	<u>19.75</u>
Additions	0.02	-	0.02
As at 31 December 2021	<u>15.07</u>	<u>4.70</u>	<u>19.77</u>
Accumulated depreciation			
As at 1 April 2020	<u>10.91</u>	<u>4.10</u>	<u>15.01</u>
Amortisation for the year	1.82	0.24	2.06
Adjustment for loss of control in Subsidiary	(0.03)	-	(0.03)
As at 31 March 2021	<u>12.70</u>	<u>4.34</u>	<u>17.04</u>
Amortisation for the period	0.75	0.11	0.86
As at 31 December 2021	<u>13.45</u>	<u>4.45</u>	<u>17.90</u>
As at 1 April 2020	<u>4.23</u>	<u>0.60</u>	<u>4.83</u>
As at 31 March 2021	<u>2.35</u>	<u>0.36</u>	<u>2.71</u>
As at 31 December 2021	<u>1.62</u>	<u>0.25</u>	<u>1.87</u>

7 Investment in associates- Unquoted

(Accounted under equity method)	As at 31 December 2021		As at 31 March 2021	
	No. of units	Amount	No. of units	Amount
Fully paid up - at cost				
Compulsory convertible preference shares of INR 100 each (at premium of INR 52,217.90 each) in Simply Vyapar Apps Private Limited (Refer Note 1 below)	5,954	311.50	5,954	311.50
Equity shares of INR 10 each (at premium of INR 52,307.90 each) in Simply Vyapar Apps Private Limited	10	0.52	10	0.52
Less: Share of loss of associate		(97.32)		(42.08)
Equity shares of INR 10 each in Ten Times Online Private Limited		0.93		0.93
Less: Share of loss of associate		(0.93)		(0.93)
Compulsory convertible preference shares of INR 10 each (at premium of INR 7,467 each) in Truckhall Private Limited (Refer Note 1 below)	12,846	96.05	-	-
Equity shares of INR 10 each (at premium of INR 7,467 each) in Truckhall Private Limited	1,879	14.05	-	-
Less: Share of loss of associate		(1.70)		-
Compulsory convertible preference shares of INR 10 each (at premium of INR 43,446 each) in Shipway Technology Private Limited (Refer Note 1 below)	4,088	177.65	-	-
Equity shares of INR 10 each (at premium of INR 43,446 each) in Shipway Technology Private Limited	100	4.35	-	-
Less: Share of loss of associate		(3.08)		-
Compulsory convertible preference shares of INR 10 each (at premium of INR 60,311 each) in Agillos E-Commerce Private Limited (Refer Note 1 below)	2,694	162.50	-	-
Equity shares of INR 10 each (at premium of INR 43,497 each) in Agillos E-Commerce Private Limited	2,241	97.50	-	-
Less: Share of loss of associate		(3.57)		-
Application money paid towards Compulsory Convertible Preference Shares of INR 10 each (at premium of INR 27,314 each) in Edgewise Technologies Private Limited (subsequently allotted on 03 January 2022) (Refer Note 2 below)	4,784	130.72	-	-
Application money paid towards Equity Shares of INR 10 each (at premium of INR 27,314 each) in Edgewise Technologies Private Limited (subsequently allotted on 03 January 2022) (Refer Note 2 below)	100	2.73	-	-
		891.90		269.94

Notes:

- During the period ended 31 December 2021, the Group, through its wholly-owned subsidiary, Tradezeal Online Private Limited has made investments in Truckhall Private Limited, Shipway Technology Private Limited, Agillos E-Commerce Private Limited thereby becoming associates of the Group.
- During the quarter ended 31 December 2021, the Group paid application money towards 4,784 Compulsory convertible preference shares ('CCPS') and 100 Equity Shares of Edgewise Technologies Private Limited at the aggregate consideration of INR 133.45 Million, which has been subsequently allotted on 03 January 2022.

8 Financial assets

	As at 31 December 2021	As at 31 March 2021
i) Investments		
Non-current		
a) Investment in other entities at FVTPL	544.95	99.99
	<u>544.95</u>	<u>99.99</u>
Current		
Investment in mutual funds at FVTPL	22,623.92	21,703.80
Investment in bonds and debentures at FVTPL	1,127.74	470.56
Investments in Investment Trust- Quoted (measured at FVTPL)	210.09	-
Investments in Alternative investment funds at FVTPL	101.28	-
	<u>24,063.03</u>	<u>22,174.36</u>

	As at 31 December 2021		As at 31 March 2021	
	No. of units	Amount	No. of units	Amount
a) Non-current investments				
Investment in others entities				
<i>Unquoted (measured at FVTPL)</i>				
Instant Procurement Services Private Limited				
Equity shares held of INR 10 each in Instant Procurement Services Private Limited	5,500	-	5,500	-
0.001% Optionally convertible redeemable preference share of INR 10 each	12,446	-	12,446	-
0.001% Compulsorily convertible preference share of INR 10 each	3,764	-	3,764	-
Mobisy Technologies Private Limited				
Compulsory convertible preference shares of INR 1 each (at premium of INR 776 each)	128,593	99.92	128,593	99.92
Equity shares of INR 1 each (at premium of INR 776 each)	100	0.07	100	0.07
Compulsory convertible preference shares of INR 837/- each (Refer Note 2 below)	119,474	100.00		
Fair value gain recognised through profit and loss during the period		7.72		-
Legistify Services Private Limited (Refer Note 2 below)				
Compulsory convertible preference shares of INR 10 each (at premium of INR 5132.68 each)	1,146	5.89	-	-
Compulsory convertible preference shares of INR 10 each (at premium of INR 4104.14 each)	1,580	6.50	-	-
Equity shares of INR 10 each (at premium of INR 5132.68 each)	100	0.51	-	-
Mynd Solutions Private Limited (Refer Note 3 below)				
Equity shares of INR 10 each (at premium of INR 87.21 each)	3,336,489	324.34	-	-
		<u>544.95</u>		<u>99.99</u>
Total non-current investments		<u>544.95</u>		<u>99.99</u>

Notes:

- The Group has invested in convertible preference shares of companies. Based on the terms, these have been classified as financial instrument in the nature of financial assets to be measured at fair value through profit-and-loss.
- During the nine months ended 31 December 2021, the Group acquired 11.01% equity ownership on fully converted and diluted basis in Legistify Services Private Limited at the aggregate consideration of INR 12.90 Million. This investment has been classified as "Investment at FVTPL" as per Ind-AS 109.
- During the quarter ended 31 December 2021, the Company has acquired 7.70% equity ownership on fully converted and diluted basis in Mynd Solutions Private Limited at the aggregate consideration of INR 324.34 Million. This investment has been classified as "Investment at FVTPL" as per Ind-AS 109.

b) Current investments

	As at 31 December 2021		As at 31 March 2021	
	No. of units	Amount	No. of units	Amount
<i>Investment in mutual funds - Quoted (measured at FVTPL)</i>				
Aditya Birla Sunlife Short-Term Fund-Growth Regular Plan	-	-	2,599,874	95.06
Aditya Birla Sunlife Short-Term Fund-Growth-Direct Plan	5,765,040	230.87	21,181,794	814.54
Aditya Birla Sunlife Corporate Bond Fund - Growth-Regular Plan	6,508,526	580.17	6,508,526	559.11
Aditya Birla Sun Life Corporate Bond Fund-Growth-Direct Plan	10,264,505	924.92	4,570,414	396.40
Aditya Birla Sun Life Money Manager Fund - Direct	-	-	3,498,589	1,004.69
Aditya Birla Sun Life Savings Fund - Direct Growth	2,591,584	1,140.88	2,764,954	1,180.18
Aditya Birla sun life Banking PSU & Debt Fund-Direct	5,985,168	1,802.30	-	-
Aditya Birla sun Life Overnight fund-DG	157,974	180.11	-	-
Axis Ultra Short Term Fund - Direct Growth	-	-	41,966,039	502.05
Axis Banking & PSU Debt Fund-Direct-Growth	461,302	998.72	-	-
Bharat Bond ETF April-2023	400,000	462.96	400,000	446.50
Bharat Bond ETF April-2025	149,992	160.86	149,992	153.71
Edelweiss Arbitrage Fund Direct- Growth	43,664,568	711.75	-	-
Edelweiss NIFTY PSU Bond Plus SDL Index F 2026 DG	47,476,047	505.41	-	-
HDFC Short Term Debt Fund-Direct Growth Plan	5,205,920	135.28	17,712,429	441.87
HDFC Short Term Debt Fund - Regular Plan	693,662	17.68	8,380,984	205.90
HDFC Low Duration Fund-Regular Plan-Growth	-	-	3,797,410	170.92
HDFC Low Duration Fund - Direct Plan-Growth	24,968,530	1,229.98	12,035,204	572.57
HDFC Money Market Fund - Direct Growth	257,730	1,186.97	226,818	1,014.77
HDFC Ultra Short Term Fund - Direct Growth	100,961,709	1,240.38	100,961,709	1,205.42
ICICI Prudential Savings Fund-Direct Plan-Growth	3,860,607	1,676.12	2,583,184	1,084.13
ICICI Prudential Short-Term Fund - Direct	14,101,249	713.79	20,802,151	1,011.38
ICICI Prudential Short-Term Fund - Regular	393,503	18.68	3,606,276	165.40
ICICI Prudential Money Market Fund - Direct Growth	198,903	60.41	3,129,563	924.09
ICICI Prudential Equity Arbitrage Fund-Direct Growth	37,337,769	1,083.31	-	-
IDFC Low Duration Fund-Growth- Direct Plan	15,216,251	479.94	36,439,105	1,117.14
IDFC Bond Fund - Short-Term Plan-DGP	7,006,559	340.00	8,167,105	382.73
IDFC Banking & PSU Debt Fund - Direct - Growth	53,430,871	1,078.82	34,010,628	664.58
IDFC Corporate Bond Fund - Direct - Growth Plan	7,922,353	125.74	7,922,353	120.96
IDFC Ultra Short Term Fund - Direct-Growth Plan	-	-	36,591,465	438.04
Kotak Corporate Bond Fund - DGP	198,665	615.91	328,929	981.73
Kotak Money Market Fund - Direct Growth	-	-	384,544	1,339.67
Kotak Savings Fund - Direct Growth	-	-	28,948,565	1,004.02
Kotak Equity Arbitrage Fund-Direct Growth	42,749,473	1,339.17	-	-
Kotak Floating Rate Fund Direct Plan Growth	1,036,736	1,259.72	-	-
L&T Short term bond fund-DGP	13,112,070	293.57	37,122,589	803.71
L&T Short-Term Bond Fund - Regular Growth	20,066,239	430.90	20,066,239	418.18
Nippon India Floating Rate Fund Direct Growth	26,960,879	1,007.14	-	-
SBI Corporate Bond Fund - Direct - Growth Plan	7,021,759	88.76	7,021,759	85.77
SBI Magnum Ultra Short Duration Fund - Direct Growth	-	-	212,720	1,003.82
SBI Savings Fund - Direct Growth	-	-	34,943,576	1,194.92
SBI Liquid Fund-Direct - Growth Plan	-	-	62,030	199.84
SBI Banking & PSU Fund - Direct Growth	190,377	502.70	-	-
Total		22,623.92		21,703.80
<i>Investment in bonds and debentures- Quoted (measured at FVTPL)</i>				
ICICI Bank Perpetual Bond	80	86.54	80	88.69
HDFC bank Perpetual Bond	400	427.22	350	381.87
SBI Perpetual Bond	-	-	-	-
Axis Bank Perpetual Bond	150	159.94	-	-
Shriram Transport Debentures (Market linked)	100	106.15	-	-
Bank of Baroda Perpetual Bond	150	162.37	-	-
Piramal Enterprise Debentures (Market linked)	180	185.52	-	-
Total		1,127.74		470.56
<i>Invesments in Investment Trust- Quoted (measured at FVTPL)</i>				
Powergrid Infrastructure InviT	1,736,858	210.09	-	-
<i>Invesments in Alternative investment funds- Quoted (measured at FVTPL)</i>				
ICICI Prudential Long Short Fund - Series I	999,950	101.28	-	-
Total current investments		24,063.03		22,174.36
Aggregate book value of quoted investments		24,063.03		22,174.36
Aggregate market value of quoted investments		24,063.03		22,174.36
Aggregate carrying value of unquoted investments		544.95		99.99

c) Loans (measured at amortised cost)

	As at 31 December 2021		As at 31 March 2021	
(i) Loans				
Non-current (unsecured, considered good unless stated otherwise)				
Loans to employees**		4.01		2.37
		4.01		2.37
Current (unsecured, considered good unless stated otherwise)				
Inter-corporate deposits*		-	501.28	
-HDFC Limited		-	200.63	
-LIC Housing Finance Limited	623.24			701.91
Loans to employees **		7.02		7.34
		630.26		709.25
Total loans		634.27		711.62

Notes:

*Inter-corporate deposits placed with financial institutions yield fixed interest rate.

**Represent interest free loans to employees, which are recoverable in maximum 24 monthly instalments.

	As at 31 December 2021	As at 31 March 2021
d) Others (measured at amortised cost)		
Non-current (unsecured, considered good unless stated otherwise)		
Security deposits	38.93	38.72
Deposits with remaining maturity for more than twelve months (Refer Note 11)	10.00	-
Total	48.93	38.72
Current (unsecured, considered good unless stated otherwise)		
Security deposits	5.03	3.18
Amount recoverable from payment gateway	57.56	73.57
Other receivables *	0.54	-
Total	63.13	76.75
Total other financial assets	63.13	115.47

Notes:

Security deposits are non-interest bearing and are generally on term of 3 to 9 years.
* Refer Note 30 for outstanding balances pertaining to related parties.

9 Other assets

	As at 31 December 2021	As at 31 March 2021
Non-current (unsecured, considered good unless stated otherwise)		
Prepaid expenses	0.57	0.74
Indirect taxes recoverable	16.28	16.72
Total	16.85	17.46
Current (Unsecured, considered good unless stated otherwise)		
Advances recoverable	27.49	14.78
Indirect taxes recoverable	5.69	7.38
Prepaid expenses	19.00	16.68
Others	-	1.51
Total	52.18	40.35

10 Trade receivables

	As at 31 December 2021	As at 31 March 2021
Unsecured, considered good unless stated otherwise		
<i>Considered good</i>		
Trade receivables	10.53	12.46
<i>Considered doubtful</i>		
Trade Receivables credit- impaired	-	0.03
Less: Loss allowance	-	(0.03)
Total	10.53	12.46

Notes:

a) No trade receivables are due from directors or other officers of the Company either severally or jointly with any other person.
b) Trade receivables are non-interest bearing and are generally on terms of 30 to 180 days.

11 Cash and bank balances

	As at 31 December 2021	As at 31 March 2021
a) Cash and cash equivalents		
Cheques on hand	37.30	142.52
Balance with bank		
- On current accounts	160.01	258.67
Total Cash and cash equivalents	197.31	401.19

Note:

Cash and cash equivalents for the purpose of cash flow statement comprise cash and cash equivalents as shown above.

b) Bank balances other than cash and cash equivalents

(i) Deposits with banks		
- remaining maturity upto twelve months	334.24	374.68
- remaining maturity for more than twelve months	10.00	-
	344.24	374.68
Less: Amount disclosed under Others financial assets non-current	10.00	-
	334.24	374.68
(ii) Earmarked balances with banks*	4.97	1.40
Amount disclosed under current bank deposits	339.21	376.08

* Earmarked balances include unclaimed/unpaid dividends of INR 0.12 (31 March 2021: INR 0.06) and bank balance with Indiamart Employee Benefit Trust of INR 4.85 (31 March 2021: INR 1.34).

12 Share capital

<u>Authorised equity share capital (INR 10 per share)</u>	<u>Number of shares</u>	<u>Amount</u>
As at 1 April 2020	30,000,000	300.00
Increase during the year	69,442,460	694.42
As at 31 March 2021	99,442,460	994.42
As at 31 December 2021	99,442,460	994.42
<u>Authorised 0.01% cumulative preference share capital (INR 328 per share)</u>	<u>Number of shares</u>	<u>Amount</u>
As at 1 April 2020	1,493,903	490.00
Decrease during the year	(1,493,900)	(490.00)
As at 31 March 2021	3	0.00
As at 31 December 2021	3	-
<u>Authorised 0.01% compulsorily convertible cumulative preference share capital (INR 100 per share)</u>	<u>Number of shares</u>	<u>Amount</u>
As at 1 April 2020	1,894,254	189.43
Decrease during the year	(1,894,254)	(189.43)
As at 31 March 2021	-	-
As at 31 December 2021	-	-
<u>Issued equity share capital (subscribed and fully paid up) (INR 10 per share)</u>	<u>Number of shares</u>	<u>Amount</u>
As at 1 April 2020	28,877,247	288.77
Equity shares issued on exercise of ESOP during the year	66,696	0.67
Equity shares issued on qualified institutions placement during the year	1,242,212	12.42
Equity shares issued to Indiamart Employee Benefit Trust during the year (refer note (a) below)	135,000	1.35
Equity shares issued during the earlier period to Indiamart Employee Benefit Trust and transferred to employees pursuant to SAR exercise during the period (refer note (a) below)	42,573	0.43
Equity shares issued during the period and held by Indiamart Employee Benefit Trust as at period end (refer note (a) below)	(47,434)	(0.48)
As at 31 March 2021	30,316,294	303.16
Equity shares issued on exercise of ESOP during the period	27,846	0.28
Equity shares issued to Indiamart Employee Benefit Trust during the period (refer note (a) below)	173,000	1.73
Equity shares issued during the earlier period to Indiamart Employee Benefit Trust and transferred to employees pursuant to SAR exercise during the period (refer note (a) below)	47,434	0.48
Equity shares issued during the year and held by Indiamart Employee Benefit Trust as at period end (refer note (a) below)	(11,584)	(0.12)
As at 31 December 2021	30,552,990	305.53

Notes:

a) Shares held by Indiamart Employee Benefit Trust against employees share based payment plans (face value: INR 10 each)

	As at		As at	
	31 December 2021		31 March 2021	
	Number	Amount	Number	Amount
Opening balance	47,434	0.48	42,573	0.43
Purchased during the period	173,000	1.73	135,000	1.35
Transfer to employees pursuant to SAR exercised	(208,850)	(2.09)	(130,139)	(1.30)
Closing balance	11,584	0.13	47,434	0.48

13 Other equity

	As at	As at
	31 December 2021	31 March 2021
Securities premium	15,383.23	15,310.77
General reserve	8.45	8.45
Employee share based payment reserve	59.96	97.38
Retained earnings	2,344.38	389.08
Total other equity	17,796.02	15,805.68

Nature and purpose of reserves and surplus:

- Securities premium:** The Securities premium account is used to record the premium on issue of shares and is utilised in accordance with the provisions of the Companies Act 2013.
- General reserve:** The general reserve is used from time to time to transfer profits from retained earnings for appropriation purposes, as the same is created by transfer from one component of equity to another.
- Employee share based payment reserve:** The Employee share based payment reserve is used to recognise the compensation related to share based awards issued to employees under Company's Share based payment scheme.
- Capital reserve:** The Group recognises profit or loss on purchase, sale, issue or cancellation of the Group's own equity instruments to capital reserve. The capital reserve pertains to acquisition of non-controlling interest by the parent company.
- Retained earnings:** Retained earnings represent the amount of accumulated earnings of the Group, and re-measurement gains/losses on defined benefit plans.

14 Trade payables

	As at 31 December 2021	As at 31 March 2021
Payable to micro, small and medium enterprises	-	-
Other trade payables		
- outstanding dues to related parties (Refer Note 30)	-	0.05
- outstanding dues to others	168.99	154.23
Total	168.99	154.28

15 Lease and other financial liabilities

	As at 31 December 2021	As at 31 March 2021
(a) Lease liabilities		
Current	102.69	108.57
Non-current	480.39	525.67
Total	583.08	634.24

(b) Other financial liabilities

Current		
Payable to employees	147.19	195.94
Security deposits	-	0.14
Other payable*	11.14	5.32
Total	158.33	201.40

*Includes unclaimed/Unpaid dividend of INR 0.04 Millions with regard to the interim dividend amount declared during the year ended 31 March 2020 and remaining to be paid to shareholders.

16 Provisions

	As at 31 December 2021	As at 31 March 2021
Non-current		
Provision for employee benefits*		
Provision for gratuity	194.45	212.19
Provision for leave encashment	63.24	63.17
Total	257.69	275.36
Current		
Provision for employee benefits*		
Provision for gratuity	20.90	20.14
Provision for leave encashment	11.38	12.91
Provision-others**	15.38	15.38
Total	47.66	48.43

* Refer Note 27

** Contingency provision towards indirect taxes. There is no change in this provision during the period ended 31 December 2021.

17 Contract and other liabilities

	As at 31 December 2021	As at 31 March 2021
Contract liabilities*		
Non-current		
Deferred revenue	2,941.59	2,584.75
Total	2,941.59	2,584.75
Current		
Deferred revenue	4,693.73	4,198.18
Advances from customers	264.98	478.08
Total	4,958.71	4,676.26
Total	7,900.30	7,261.01
Other liabilities- current		
Statutory dues		
Tax deducted at source payable	42.43	37.66
Indirect tax payable	128.42	181.19
Others	6.47	4.97
Total	177.32	223.82

* Contract liabilities include consideration received in advance to render web services in future periods. Refer Note 30 for outstanding balances pertaining to related parties.

18 Income tax assets and liabilities

	As at 31 December 2021	As at 31 March 2021
Income tax assets (net of provisions)		
Non current		
Income tax assets	852.04	821.96
Less: Provision for income tax	(635.36)	(635.36)
Total	216.68	186.60
Current		
Income tax assets	1.82	56.62
Total	1.82	56.62
Total	218.50	243.22

19 Revenue from operations

Set out below is the disaggregation of the Group's revenue from contracts with customers:

	For the quarter ended 31 December 2021	For the quarter ended 31 December 2020	For the nine months ended 31 December 2021	For the nine months ended 31 December 2020
Sale of services				
Income from web services	1,852.58	1,702.67	5,446.68	4,828.70
Advertisement and marketing services	28.13	32.73	74.15	70.26
Total	1,880.71	1,735.40	5,520.83	4,898.96

Significant changes in the contract liability balances during the period are as follows:

	For the quarter ended 31 December 2021	For the quarter ended 31 December 2020	For the nine months ended 31 December 2021	For the nine months ended 31 December 2020
Opening balance at the beginning of the period	7,561.55	6,277.95	7,261.01	6,852.79
Less: Revenue recognised from contract liability balance at the beginning of the period	(1,487.79)	(1,299.11)	(3,449.29)	(3,234.00)
Add: Amount received from customers during the period	2,219.46	1,792.05	6,160.12	4,388.83
Less: Revenue recognised from amounts received during the period	(392.92)	(436.29)	(2,071.54)	(1,664.97)
Adjustment for dilution of stake in subsidiary	-	-	-	(8.05)
Closing balance at the end of the period	7,900.30	6,334.60	7,900.30	6,334.60

20 Other income

	For the quarter ended 31 December 2021	For the quarter ended 31 December 2020	For the nine months ended 31 December 2021	For the nine months ended 31 December 2020
Gain on investments carried at fair value through profit and loss				
-Fair value gain on measurement and income from sale of mutual funds and bonds	203.82	229.20	752.34	702.55
-Fair value gain on measurement of Investment in other entities	-	-	7.72	-
Interest income from financial assets measured at amortised cost				
- on bank deposits	3.34	7.31	11.88	22.83
- on corporate deposits and loans	8.14	-	32.58	-
- on security deposits	0.90	1.45	2.13	3.92
Other interest income	0.01	-	9.94	0.09
Dividend Income	0.80	-	0.80	-
Gain on de-recognition of Right-of-use assets	0.19	4.20	1.30	8.30
Provisions and liabilities no longer required written back	1.04	3.67	4.69	22.65
Net gain on disposal of property, plant and equipment	0.02	0.34	1.55	1.57
Miscellaneous income	0.65	-	1.74	-
Total	218.91	246.17	826.67	761.91

21 Employee benefits expense

	For the quarter ended 31 December 2021	For the quarter ended 31 December 2020	For the nine months ended 31 December 2021	For the nine months ended 31 December 2020
Salaries, allowance and bonus	610.13	482.21	1,691.72	1,379.07
Gratuity expense	18.56	14.50	44.26	36.75
Leave encashment expense	0.89	3.08	3.80	3.43
Contribution to provident and other funds	6.85	4.21	18.30	12.36
Employee share based payment expense	9.10	12.59	32.53	48.72
Staff welfare expenses	2.26	0.21	11.49	0.82
Total	647.79	516.80	1,802.10	1,481.15

22 Finance costs

	For the quarter ended 31 December 2021	For the quarter ended 31 December 2020	For the nine months ended 31 December 2021	For the nine months ended 31 December 2020
Interest cost of lease liabilities	13.37	16.28	41.09	51.85
Total	13.37	16.28	41.09	51.85

23 Depreciation and amortization expense

	For the quarter ended 31 December 2021	For the quarter ended 31 December 2020	For the nine months ended 31 December 2021	For the nine months ended 31 December 2020
Depreciation of property, plant and equipment (Refer Note 5A)	2.87	6.48	8.53	20.30
Depreciation of Right-of-use assets (Refer Note 5B)	26.42	31.04	80.58	103.78
Amortisation of intangible assets (Refer Note 6)	0.29	0.54	0.86	1.55
Total	29.58	38.06	89.97	125.63

24 Other expenses

	For the quarter ended 31 December 2021	For the quarter ended 31 December 2020	For the nine months ended 31 December 2021	For the nine months ended 31 December 2020
Content development expenses	44.67	34.37	121.14	69.96
Buyer engagement expenses	36.02	43.45	112.26	132.48
Customer support expenses	41.94	40.96	125.61	111.66
Outsourced sales cost	175.38	122.94	444.31	372.56
Internet and other online expenses	78.36	51.04	221.49	139.92
Rates and taxes	0.61	0.43	2.68	3.97
Outsourced support cost	3.50	2.55	10.00	9.06
Advertisement expenses	2.29	1.99	6.96	5.65
Power and fuel	2.60	1.19	5.75	5.01
Repair and maintenance:				
- Plant and machinery	1.03	0.34	2.09	1.61
- Others	7.29	4.38	18.64	26.14
Travelling and conveyance	4.20	0.67	6.59	1.21
Recruitment and training expenses	3.51	1.23	6.87	4.77
Legal and professional fees	16.28	12.49	46.83	24.85
Directors' sitting fees	0.90	0.31	2.59	0.88
Insurance expenses	7.43	7.01	21.96	23.48
Loss on change of control of a subsidiary converted into an associate	-	-	-	2.04
Collection charges	10.58	10.84	31.76	31.55
Corporate social responsibility activities expenses	6.90	2.08	21.71	8.26
Miscellaneous expenses	1.99	2.77	3.74	14.92
Total	445.48	341.04	1,212.98	989.98

25 Earnings per share (EPS)

Basic EPS amounts are calculated by dividing the earnings for the year attributable to equity holders of the parent company by the weighted average number of equity shares outstanding during the period.

Diluted EPS are calculated by dividing the earnings for the period attributable to the equity holders of the parent company by weighted average number of Equity shares outstanding during the period plus the weighted average number of equity shares that would be issued on conversion of all the dilutive potential equity shares into equity shares. The following reflects the income and share data used in the basic and diluted EPS computations:

	For the quarter ended 31 December 2021	For the quarter ended 31 December 2020	For the nine months ended 31 December 2021	For the nine months ended 31 December 2020
Basic				
Net profit as per the statement of profit and loss for computation of EPS (A)	702.17	801.53	2,402.41	2,241.19
Weighted average number of equity shares used in calculating basic EPS (B)	30,484,887	29,027,333	30,382,050	28,934,897
Basic earnings per equity share (A/B)	23.03	27.61	79.07	77.46
Diluted				
Weighted average number of equity shares used in calculating basic EPS	30,484,887	29,027,333	30,382,050	28,934,897
Potential equity shares	257,986	452,243	351,090	497,554
Total no. of shares outstanding (including dilution) (C)	30,742,873	29,479,576	30,733,140	29,432,451
Diluted earnings per equity share (A/C)	22.84	27.19	78.17	76.15

There are potential equity shares for the period ended 31 December 2021 and 31 December 2020 in the form of share based awards granted to employees which have been considered in the calculation of diluted earnings per share.

26 Income tax

The major components of income tax expense are:

a) Income tax expense recognised in Statement of profit and loss

Particulars	For the quarter ended 31 December 2021	For the quarter ended 31 December 2020	For the nine months ended 31 December 2021	For the nine months ended 31 December 2020
Current tax expense				
Current tax for the period	221.82	218.58	758.43	393.43
	221.82	218.58	758.43	393.43
Deferred tax expense/(benefit)				
Relating to origination and reversal of temporary differences	9.19	44.61	(23.07)	366.83
	9.19	44.61	(23.07)	366.83
Total income tax expense	231.01	263.19	735.36	760.26

The effective tax rate has been reduced from 25.2% for the period ended 31 December 2020 to 23.00% for the period ended 31 December 2021, substantially on account of long term capital gain realised on sale of mutual funds units.

b) Income tax recognised in other comprehensive income (OCI)

Deferred tax related to items recognised in OCI during the period

Particulars	For the quarter ended 31 December 2021	For the quarter ended 31 December 2020	For the nine months ended 31 December 2021	For the nine months ended 31 December 2020
Net loss on remeasurements of defined benefit plans	2.13	(2.24)	3.19	(6.38)

Reconciliation of Deferred tax asset/(liabilities) (Net):

Particulars	As at 31 December 2021	As at 31 March 2021
Opening balance as of 1 April	(207.20)	245.70
Tax (expense)/ benefit during the period recognised in Statement of profit and loss	23.07	(347.32)
Tax (expense)/benefit related to change in tax law	-	(109.22)
Tax impact during the period recognised in OCI	(3.19)	6.21
Adjustment for loss of control in Subsidiary	-	(2.57)
Closing balance at the end of the period	(187.32)	(207.20)

27 Defined benefit plan and other long term employee benefit plan

The Group has a defined benefit gratuity plan. Every employee who has completed statutory defined period of service gets a gratuity on departure at 15 days salary (last drawn salary) for each completed year of service. The scheme is funded with insurance company in form of qualifying insurance policy. This defined benefit plans exposes the Group to actuarial risks, such as longevity risk, interest rate risk and salary risk.

The amount included in the balance sheet arising from the Group's obligation in respect of its gratuity plan and leave encashment is as follows:

Gratuity - Defined benefit

	As at 31 December 2021	As at 31 March 2021
Present value of defined benefit obligation	316.82	289.63
Fair value of plan assets	(101.47)	(57.30)
Net liability arising from defined benefit	215.35	232.33

Leave encashment - other long term employee benefit plan

	As at 31 December 2021	As at 31 March 2021
Present value of other long term employee benefit	74.62	76.08

28 Fair value measurements

a) Category wise details as to carrying value, fair value and the level of fair value measurement hierarchy of the Group's financial instruments are as follows:

	Level	As at	
		31 December 2021	31 March 2021
Financial assets			
a) Measured at fair value through profit or loss (FVTPL)			
- Investment in mutual funds (Refer Note b(iii) below)	Level 1	22,623.92	21,703.80
- Investment in bonds (Refer Note b(v) below)	Level 1	-	470.56
- Investments in Investment Trust (Refer Note b(iii) below)	Level 1	210.09	-
- Investments in Alternative investment funds (Refer Note b(iii) below)	Level 1	101.28	-
- Investment in bonds & debentures (Refer Note b(v) and b(vi) below)	Level 2	1,127.74	-
- Investment in equity/preference instruments of other entities (Refer Note b(iv) below)	Level 3	544.95	99.99
		<u>24,607.98</u>	<u>22,274.35</u>
b) Measured at amortised cost (refer note (b)(i) and (ii) below)			
- Trade receivables		10.53	12.46
- Cash and cash equivalents		197.31	401.19
- Loans to employees		11.03	9.71
- Inter-corporate deposits		623.24	701.91
- Security deposits		43.96	41.90
- Deposits with Banks		349.21	376.08
- Other financial assets		58.10	73.57
		<u>1,293.38</u>	<u>1,616.82</u>
Total financial assets (a+b)		<u>25,901.36</u>	<u>23,891.17</u>
Financial liabilities			
a) Measured at amortised cost (refer note (b)(i) and (ii))			
- Trade payables		168.99	154.28
- Security deposits		-	0.14
- Other financial liabilities		158.33	201.26
- Lease liabilities		583.08	634.24
		<u>910.40</u>	<u>989.92</u>
Total financial liabilities		<u>910.40</u>	<u>989.92</u>

b) The following methods / assumptions were used to estimate the fair values:

- The carrying value of deposits with Banks, Inter-corporate deposits with Financial institutions, trade receivables, loans to employees, cash and cash equivalents, trade payables, security deposits, lease liabilities and other financial assets and other financial liabilities measured at amortised cost approximate their fair value due to the short-term maturities of these instruments. These have been assessed basis counterparty credit risk.
- The fair value of non-current financial assets and financial liabilities measured are determined by discounting future cash flows using current rates of instruments with similar terms and credit risk. The current rates used does not reflect significant changes from the discount rates used initially. Therefore, the carrying value of these instruments measured at amortised cost approximate their fair value.
- Fair value of quoted mutual funds, alternative investment funds and investment funds is based on quoted market prices at the reporting date. We do not expect material volatility in these financial assets.
- Fair value of equity/preference instruments of other entities is estimated based on discounted cash flows valuation technique using the cash flow projections, discount rate and credit risk.
- With effect from 1 April 2021, the fair value of quoted bonds is determined using observable market's inputs and is classified as Level 2 as against earlier classification of Level 1.
- Fair value of the quoted bonds and debentures is determined using observable market's inputs and is classified as Level 2.

c) Following table describes the valuation techniques used and key inputs thereto for the level 3 financial assets as of 31 December 2021 and 31 March 2021:

Financial assets	Valuation technique(s)	Key input(s)	Sensitivity
Investment in equity/preference instruments of other entities Mobisy Technologies Private Limited, Legistify Services Private Limited and Mynd Solutions Private Limited	Refer Note below*	i) Discount rate ii) Growth rate for long term cash flow projections. iii) Future cash flow projections based on budgets	Refer Note below**

* The fair values of financial assets included in level 3 have been determined in accordance with generally accepted valuation models based on a discounted cashflow analysis, with one of the most significant inputs being the discount rate.

** Sensitivity to changes in unobservable inputs: The fair value of the financial assets is directly proportional to the estimated future cash flow projections based on the budgets approved by the management. Change in significant unobservable input of discount rate by 100 bps and growth rate by 100 bps in the valuation does not have a significant impact on the carrying value of the assets in the consolidated financial statements.

d) Reconciliation of level 3 fair value measurements

	Investment in equity/preference instruments of other entities			
	For the quarter ended 31 December 2021	For the quarter ended 31 December 2020	For the nine months ended 31 December 2021	For the nine months ended 31 December 2020
Opening balance	220.61	99.99	99.99	-
Gain recognised in profit or loss	-	-	7.72	-
Additions	324.34	-	437.24	99.99
Closing balance	<u>544.95</u>	<u>99.99</u>	<u>544.95</u>	<u>99.99</u>

e) During the period ended 31 December 2021 and 31 March 2021, there were no transfer due to re-classification into and out of Level 3 fair value measurements.

29 Segment information

Operating segments are reported in a manner consistent with the internal reporting provided to the chief operating decision maker. The Group has only one business segment which is business-to-business e-marketplace, which acts as an interactive hub for domestic and international buyers and suppliers and operates in a single business segment based on the nature of the products, the risks and returns, the organization structure and the internal financial reporting systems. Hence the Group falls within a single operating segment "Business to business e-marketplace".

Information about geographical areas:

The Group's revenue from continuing operations from external customers by location of operations and information of its non-current assets by location of assets are detailed below:

	Revenue from external customers				Non-current assets*	
	For the quarter ended 31 December 2021	For the quarter ended 31 December 2020	For the nine months ended 31 December 2021	For the nine months ended 31 December 2020	As at 31 December 2021	As at 31 March 2021
India	1,860.47	1,709.28	5,464.88	4,824.47	588.13	669.90
Others	20.24	26.12	55.95	74.49	-	-
	1,880.71	1,735.40	5,520.83	4,898.96	588.13	669.90

* Non-current assets exclude financial assets, investment in associates, deferred tax assets, tax assets and post-employment benefit assets.

30 Related party transactions

i) Names of related parties and related party relationship:

a) Individuals owning directly or indirectly, an interest in the voting power of the Group that gives them Significant Influence over the Group and Key Management Personnel (KMP)

Name	Designation
Dinesh Chandra Agarwal	Managing director and CEO
Brijesh Kumar Agrawal	Whole time director
Prateek Chandra	Chief financial officer
Manoj Bhargava	Company Secretary
Dhruv Prakash	Non-executive director
Rajesh Savhney	Independent director
Elizabeth Lucy Chapman	Independent director
Vivek Narayan Gour	Independent director

b) Entities where Individuals and Key Management Personnel (KMP) as defined above exercise significant influence.

Mansa Enterprises Private Limited

c) Other related parties

Indiamart Employee Benefit Trust (separately administered Trust to manage employees share based payment plans of the company)
Indiamart Internesh Employees Group Gratuity Assurance Scheme (separately administered Trust to manage post-employment defined benefits of employees of the company)
Simply Vyapar Apps Private Limited (Associate)
Ten Times Online Private Limited (Associate) (with effect from 1 September 2020)
Truckhall Private Limited (Associate)
Shipway Technology Private Limited (Associate)
Agillos E-Commerce Private Limited (Associate)
Edgewise Technologies Private Limited (Associate)

ii) Key management personnel compensation

	For the quarter ended 31 December 2021	For the quarter ended 31 December 2020	For the nine months ended 31 December 2021	For the nine months ended 31 December 2020
Short-term employee benefits	32.91	28.57	103.55	82.35
Post-employment benefits	-	-	0.38	0.28
Other long-term employee benefits	-	-	0.71	-
Employee share based payment	0.33	1.03	1.95	3.55
	33.24	29.60	106.59	86.18

30 Related party transactions (Cont'd)

The following table provides the total amount of transactions that have been entered into with the related parties for the relevant financial period:

Particulars	For the quarter ended 31 December 2021	For the quarter ended 31 December 2020	For the nine months ended 31 December 2021	For the nine months ended 31 December 2020
Entities where KMP and Individuals exercise Significant influence				
<u>Expenses for rent</u>				
Mansa Enterprises Private Limited	0.40	0.40	1.33	1.20
Key management personnel				
<u>Recruitment and training expenses</u>				
Dhruv Prakash	-	-	-	0.44
Director's sitting fees	0.90	0.31	2.59	0.88
<u>Dividend paid</u>				
Dinesh Chandra Agarwal	-	-	129.46	-
Brijesh Kumar Agrawal	-	-	87.73	-
Prateek Chandra	-	-	1.46	-
Manoj Bhargava	-	-	0.01	-
Rajesh Sawhney	-	-	0.08	-
Dhruv Prakash	-	-	0.38	-
Vivek Narayan Gour	-	-	0.15	-
Associates				
<u>Investment in associates</u>				
Truckhall Private Limited	-	-	110.10	-
Shipway Technology Private Limited	-	-	182.00	-
Agillos E-Commerce Private Limited	-	-	260.00	-
Edgewise Technologies Private Limited	133.45	-	133.45	-
<u>Web & Advertisement services provided to</u>				
Simply Vyapar Apps Private Limited	2.28	0.01	4.74	0.03
<u>Internet and online services availed</u>				
Ten Times Online Private Limited	0.03	-	0.15	0.03
<u>Miscellaneous services provided to</u>				
Simply Vyapar Apps Private Limited	0.65	-	1.73	-
<u>Indiamart Employee Benefit Trust</u>				
Repayment of loan given	-	-	-	1.20
Share capital issued	-	-	1.73	1.35
Interest free loan given	-	-	0.50	1.20
Dividend paid	-	-	3.31	-

Terms and conditions of transactions with related parties

The transactions with related parties are entered on terms equivalent to those that prevail in arm's length transactions. Outstanding balances at the year/period end are unsecured and interest free and settlement occurs in cash. There have been no guarantees provided or received for any related party receivables or payables. This assessment is undertaken each financial year through examining the financial position of the related party and the market in which the related party operates.

The following table discloses amounts due to or due from related parties at the relevant period end:

Balance Outstanding at the period end	As at 31 December 2021	As at 31 March 2021
Key management personnel		
<u>Recruitment and training expenses payable</u>		
Director's sitting fees	-	0.05
<u>Investment in associates (At cost)*</u>		
Simply Vyapar Apps Private Limited	312.02	312.02
Ten Times Online Private Limited	0.93	0.93
Truckhall Private Limited	110.10	-
Shipway Technology Private Limited	182.00	-
Agillos E-Commerce Private Limited	260.00	-
Edgewise Technologies Private Limited	133.45	-
<u>Deferred Revenue</u>		
Simply Vyapar Apps Private Limited	0.23	0.47
<u>Other receivables</u>		
Simply Vyapar Apps Private Limited	0.26	-
<u>Loan given</u>		
Indiamart Employee Benefit Trust	2.00	1.50

*Does not include share of loss of associate as accounted under equity method

31 Contingent liabilities and commitments

a) Contingent liabilities

	As at 31 December 2021	As at 31 March 2021
(i) Income-tax demand (refer notes (a) and (b) below)	302.68	302.68

(a) In respect of Assessment year 2016-17, a demand was raised on Tolevo Online Private limited due to addition of income relating to receipts of securities premium against share allotment made to IndiaMART InterMESH Limited and accordingly the losses to be carried forward by the Company have been reduced from INR 719.22 million to INR 482.07 million (Tax impact @25.17% INR 59.69 Million). The matter is pending with CIT(Appeals). The Company is contesting the demand and the management believes that its position is possible to be upheld in the appellate process. No tax expense has been accrued in the consolidated financial statements for tax demand raised.

(b) In respect of Assessment year 2017-18, a demand of INR 242.99 million was raised on Tolevo Online Private limited due to addition of income relating to receipts of securities premium against share allotment made to IndiaMART InterMESH Limited. The Company is contesting the demand and the management believes that its position is possible to be upheld in the appellate process. No tax expense has been accrued in the consolidated financial statements for tax demand raised.

(ii) On February 28, 2019, a judgment of the Supreme Court of India interpreting certain statutory defined contribution obligations of employees and employers altered historical understandings of such obligations, extending them to cover additional portions of the employee's income. However, the judgment is not explicit if such interpretation may have retrospective application resulting in increased contribution for past and future years for certain employees of the Group. The Group, based on an internal assessment, evaluated that there are numerous interpretative challenges on the retrospective application of the judgment which results in impracticability in estimation of and timing of payment and amount involved. As a result of lack of implementation guidance and interpretative challenges involved, the Group is unable to reliably estimate the amount involved. Accordingly, the Group shall evaluate the amount of provision, if any, on there being further clarity on the matter.

(iii) The Group is involved in various lawsuits, claims and proceedings that arise in the ordinary course of business, the outcome of which is inherently uncertain. Some of these matters include speculative and frivolous claims for substantial or indeterminate amounts of damages. The Group records a liability when it is both probable that a loss has been incurred and the amount can be reasonably estimated. Significant judgment is required to determine both probability and the estimated amount. The Management reviews these provisions and adjusts these provisions accordingly to reflect the impact of negotiations, settlements, rulings, advice of legal counsel, and updated information. The Management believes that the amount or estimable range of reasonably possible loss, will not, either individually or in the aggregate, have a material adverse effect on its business, financial position, results or cash flows of the Group, with respect to loss contingencies for legal and other contingencies as at 31 December 2021.

(iv) The Indian Parliament has approved the Code on Social Security, 2020 which would impact the contributions by the Company towards Provident Fund and Gratuity. The effective date from which the changes are applicable is yet to be notified and the final rules are yet to be framed. The Company will carry out an evaluation of the impact and record the same in the financial statements in the period in which the Code becomes effective and the related rules are published.

b) Capital and other commitments

- As at 31 December 2021, the Group has Nil capital commitment (31 March 2021: 13 millions)

32 Investment in associates

The Group has no material associate as on 31 December 2021. The aggregate summarised financial information in respect of the Group's immaterial associates accounted for using the equity method is as below:

	31 December 2021	31 March 2021
Carrying value of the Group's interest in associates	891.90	269.94
The Group's share in loss for the period in associates	(63.59)	(26.60)

33 Other disclosures

During the nine months ended 31 December 2021, the Group has granted 8,600 SAR units to the employees to be vested over the period of four years.

34 Events after the reporting period

The Company has evaluated all the subsequent events through 24 January 2022, which is the date on which these condensed consolidated interim financial statements were issued, and no events have occurred from the balance sheet date through that date except for matters that have already been considered in the condensed consolidated interim financial statements.

As per our report of even date attached

For B S R & Co. LLP
 Chartered Accountants
 ICAI Firm Registration No. 101248W/W-100022

KANIKA KOHLI
 Digitally signed by
 KANIKA KOHLI
 Date: 2022.01.24
 15:13:32 +05'30'

Kanika Kohli
 Partner
 Membership No.: 511565
 Place: Gurugram

Date: 24 January 2022

For and on behalf of the Board of Directors of
 IndiaMART InterMESH Limited




Dinesh Chandra Agarwal
 (Managing Director and CEO)
 DIN:00191800



Brijesh Kumar Agrawal
 (Whole-time Director)
 DIN:00191760



Prateek Chandra
 (Chief Financial Officer)



Manoj Bhargava
 (Company Secretary)

Place: Noida
 Date: 24 January 2022

