

V.B. INDUSTRIES LIMITED

CIN No.: L51909WB1982PLC035222

P-27, PRINCEP STREET, 3RD FLOOR,
KOLKATA - 700072

Tele-fax : 033 - 2234 9915, 2234 6937

E-mail : vbindustries1@gmail.com

Website : www.vbindustriesltd.in



November 8, 2023

The Deputy Manager
Dept. of Corporate Services
BSE Limited
P. J. Towers, Dalal Street, Fort
Mumbai – 400 001

The Company Secretary
The Calcutta Stock Exchange Ltd.
7, Lyons Range
Kolkata-700 001

Ref: **Scrip Code BSE – 539123, CSE-10032008**

Sub: **Submission of Unaudited Financial Results for Q2FY24**

Respected Sir or Madam,

With reference to the above and in compliance with Regulation 33(3) of SEBI LODR Regulations, 2015, we are enclosing with this letter, Provisional Financial Results (Un-audited) together with Cash Flow Statement and Statement of Assets & Liabilities for the 2nd quarter ended on 30th September 2023 (Q-II) for the Financial Year ended 31st March 2024 along with Limited Review Report by Statutory Auditors.

The meeting was commenced at 17.00 Hrs. and concluded at 17.40 Hrs.

This is for the information of Members.

Thanking You,

Yours Faithfully,
For **V. B. INDUSTRIES LIMITED**

GWAL DAS VYAS
DIN: 01319377
MANAGING DIRECTOR

Enclosed: a/a



Limited Review Report by Auditors

The Board of Directors
V. B. INDUSTRIES LIMITED

We have reviewed the accompanying statement of **Un-Audited** Standalone Financial Results of **M/S. V. B. INDUSTRIES LIMITED** for the quarter and year to date results for the period from 1st April 2023 to 30th September 2023 which are included in the accompanying 'Financial Results' together with the notes thereon ("the Statement"). The Statement has been prepared by the Company pursuant to Regulation 33 of the SEBI (Listing Obligations and Disclosure Requirements) Regulations, 2015, as modified by Circular no. CIR/CFD/FAC/62/2016 dated 5th July, 2016.


This Statement which is the responsibility of the Company's Management and approved by the Board of Directors, has been prepared in accordance with the recognition and measurement principles laid down in the Indian Accounting Standard 34 "Interim Financial Reporting" ("Ind As 34") prescribed under section 133 of the Companies Act, 2013 read with relevant rules issued there under and other accounting principles generally accepted in India. Our responsibility is to issue a report on the Statement based on our review.

We conducted our review of the Statement in accordance with the Standard on Review Engagement (SRE) 2410 'Review of Interim Financial Information performed by the Independent Auditor of the Entity', specified under Section 143(10) of the Companies Act 2013. This standard requires that we plan and perform the review to obtain moderate assurance as to whether the Statement is free of material misstatement. A review is limited primarily to inquiries of Company personnel and analytical procedures applied to financial data and thus provide less assurance than an audit. We have not performed an audit and accordingly, we do not express an audit opinion.

Based on our review conducted as stated above, nothing has come to our attention that causes us to believe that the accompanying Statement prepared in accordance with the aforesaid Indian Accounting Standards and other accounting principles generally accepted in India, has not disclosed the information required to be disclosed in terms of Regulation 33 of the SEBI (Listing Obligations and Disclosure Requirements) Regulations, 2015, as modified by Circular No. CIR/CFD/FAC/62/2016 dated 5th July, 2016, including the manner in which it is to be disclosed, or that it contains any material misstatement.

For Rajesh Kumar Gokul Chandra & Associates
Chartered Accountants
FRN : 323891E

Place: Kolkata
Date: November 8, 2023



Archana Jhunjunwala

(Archana Jhunjunwala)
Partner

Membership No. 069098
UDIN : 23069098BHBNNM6497

V. B. INDUSTRIES LIMITED

Regd. Office : P-27, Princep Street, 3rd Floor, Kolkata – 700 072
CIN : L51909WB1982PLC035222, Email : vbindustries1@gmail.com, Website : www.vbindustriesltd.in
Statement of Un-Audited Financial Results for the Quarter & Six months ended 30th September 2023

Rs. in Lakhs


Sr. No.	Particulars	3 Months ended	3 Months ended	Corresponding	6 Months ended	Corresponding	Year to date
		30.09.2023	30.06.2023	3 Months ended	30.09.2023	6 Months ended	figures as on
		Un-Audited	Un-Audited	Un-Audited	Un-Audited	Un-Audited	31.03.2023
							Audited
I	Revenue from Operations	-	-	-	-	-	41.250
II	Other Income	44.500	43.500	37.000	88.000	74.500	172.364
III	Total Income (I+II)	44.500	43.500	37.000	88.000	74.500	213.614
IV	Expenses						
	Cost of Material Consumed	-	-	-	-	-	-
	Purchases	-	-	-	-	-	-
	Changes in Inventories of Finished Goods, Work-in-Progress and Stock-in-Trade	-	-	-	-	-	168.500
	Employees Benefit Expenses	4.090	4.130	3.500	8.220	6.523	16.211
	Finance Costs	-	-	-	-	-	-
	Depreciation & Amortization Expenses	0.008	0.008	0.012	0.016	0.024	0.050
	Bad Debts written off	-	-	-	-	-	-
	Other Expenses	1.430	6.190	4.300	7.620	11.530	14.077
	Total Expenses (IV)	5.528	10.328	7.812	15.856	18.077	198.838
V	Profit / (Loss) before Tax & Exceptional Items (III-IV)	38.972	33.172	29.188	72.144	56.423	14.776
VI	Exceptional Items	-	-	-	-	-	-
VII	Profit / (Loss) before Tax (V-VI)	38.972	33.172	29.188	72.144	56.423	14.776
VIII	Tax Expenses						
	Current	8.574	7.297	7.589	15.871	14.671	3.391
	Deferred Tax	-	-	(0.012)	-	(0.012)	(0.011)
	Total Tax Expenses (VIII)	8.574	7.297	7.577	15.871	14.659	3.380
IX	Profit for the Period / Year from continuing operations (VII-VIII)	30.398	25.875	21.611	56.273	41.764	11.396
X	Other Comprehensive Income						
	A. Items that will not be classified to Profit or Loss	-	-	-	-	-	-
	i) Remeasurements of the defined measurement plan	-	-	-	-	-	-
	ii) Income Tax relating to Items that will not be reclassified to Profit or Loss	-	-	-	-	-	-
	B. i) Items may be classified to Profit or Loss	-	-	-	-	-	-
	ii) Income Tax relating to Items that may be reclassified to Profit or Loss	-	-	-	-	-	-
	Total other Comprehensive Income (X)	-	-	-	-	-	-
XI	Total Comprehensive Income for the Period / Year (IX+X)	30.398	25.875	21.611	56.273	41.764	11.396
XII	Paid-up Equity Share Capital (Face Value of Rs.10/-each)	1,310.800	1,310.800	1,310.800	1,310.800	1,310.800	1,310.800
XIII	Other Equity	-	-	-	8,253.887	-	8,197.614
XIV	Earnings per Share (Face Value of Rs.10/- each)						
	a) Basic	0.232	0.197	0.165	0.429	0.319	0.087
	b) Diluted	0.232	0.197	0.165	0.429	0.319	0.087

Notes :

- As per Indian Accounting Standard (Ind AS) 108 "Operating Segment", the Company's business falls within a single business segment viz. "Finance & Investments" and thus Segmental Report for the Quarter is not applicable to the Company.
- Above results were reviewed and recommended by Audit Committee taken on record by Board of Directors in their Meeting held on November 8, 2023
- Previous period figure have been regrouped/rearranged wherever necessary, to correspond with the current period / year classification / disclosures.
- These results have been prepared in accordance with the Indian Accounting Standards (referred to as "Ind-AS") 34 Interim Financial Reporting prescribed under Section 133 of the Companies Act, 2013 read with Companies (Indian Accounting Standards) Rules as amended from time to time.
- The Statutory Auditors have carried Limited Review for above Financial Results.

Place : Kolkata
Date : 8th November, 2023

For V. B. Industries Limited
Sd/-
Gwal Das Vyas
Managing Director




For V. B. INDUSTRIES LIMITED

Gwal Das Vyas
Authorised Signatory/Director

V. B. INDUSTRIES LIMITED
Statement of Assets & Liabilities

(₹ In Lakhs)

Particulars	As At	As At
	30th Sept 2023	31st March 2023
	Un-Audited	Audited
ASSETS		
Non-Current Assets		
Property, Plant and Equipment	0.083	0.099
Financial Assets	-	-
Income Tax Assets	-	-
Deferred Tax Assets	-	-
Total Non-Current Assets ...	0.083	0.099
Non-Current Financial Assets		
Non-current investments	-	-
Trade Receivables, Non-Current	2,447.010	2,448.010
Loans, Non-Current	-	-
Other Non-Current Financial Assets	-	19.647
Total Non-Current Financial Assets ...	2,447.010	2,467.657
Deferred Tax Assets	-	-
Other Non-Current Assets	-	-
Gross Non-Current Assets ...	-	-
Current Assets		
Inventories	194.300	194.300
Financial Assets		
Current Investments	-	-
Trade Receivables	-	-
Cash & Cash Equivalents	0.183	0.054
Bank Balances	2.866	65.255
Short Term Loans & Advances	7,625.996	7,526.291
Other Financial Assets	29.621	-
Other Current Assets	19.647	28.183
Total Non-Current Assets ...	7,872.613	7,814.083
Total Assets	10,319.706	10,281.839
EQUITY & LIABILITIES		
Equity		
Equity Share Capital	1,310.795	1,310.795
Reserves & Surplus	8,253.887	8,197.614
Money Received against Share Warrants	-	-
Total Equity ...	9,564.682	9,508.409
Share Application Money Pending Allotment	-	-
LIABILITIES		
Non Current Liabilities		
Financial Liabilities	-	-
Long Term Borrowings	-	-
Long Term Provisions	-	-
Trade Payables	600.500	-
Current Tax Liabilities (Net)	-	-
Deferred Tax Liabilities (Net)	0.204	0.200
Other Non Current Liabilities	-	-
Total Non-Current Liabilities ...	600.704	0.200
Current Liabilities		
Financial Liabilities	-	-
Short Term Borrowings	-	-
Trade Payables	-	596.500
Other Financial Liabilities	-	34.743
Short Term Provisions	-	-
Current Tax Liabilities (Net)	19.258	3.391
Other Current Liabilities	135.062	138.596
Total Current Liabilities ...	154.320	773.230
Total Liabilities	755.024	773.430
Total Equity & Liabilities	10,319.706	10,281.839



For V. B. INDUSTRIES LIMITED


Gwaldayya
Authorised Signatory/Director

V. B. INDUSTRIES LIMITED

Cash Flow Statement for the Half Year Ended 30 September 2023

(Rs. In Lakhs)

Particulars	As At 30.09.2023	As At 31.03.2023
Cash Flow from/(used in) Operating Activities		
Profit before Tax	72.144	14.776
Adjustment for:		
Deferred Revenue Expenditure	-	-
Depreciation and Amortization	0.016	0.050
Operating Profit before Working Capital Changes	72.160	14.826
Movement in Working Capital:		
Decrease/(Increase) in Trade Receivables	1.000	(34.250)
Decrease/(Increase) in Inventories	-	-
Decrease/(Increase) in Loans & Advances	(99.705)	(48.367)
Decrease/(Increase) in Current Assets	-	-
Decrease/(Increase) in Other Current Assets	1.438	(6.942)
Decrease/(Increase) in Trade Payable	4.000	180.500
Decrease/(Increase) in Financial Liabilities	(26.375)	-
Increase/(Decrease) in Other Current Liabilities & Provisions	1.109	(25.134)
Cash Generated/(used) in Operations	(46.373)	80.633
Income Tax earlier year	(15.871)	(0.684)
Extra Ordinary Items	-	-
Net Cash From Operating Activities	(A) (62.244)	79.949
Cash Flow from/(used) Investing Activities		
Decrease/(Increase) In Fixed Assets	-	-
Decrease/(Increase) In Non Current Assets	-	(19.648)
Deferred Tax Assets	-	-
Adjustment for Fair value Loss/Gain	-	-
(Increase)/decrease in Depreciation and Amortization	(0.016)	-
Cash Generated/(used) in Investing Activities	(B) (0.016)	(19.648)
Cash Flow Financing Activities		
Purchase/Sale of Fixed Assets	-	-
Net Cash used in Financing Activities	(C) -	-
Net Increase/(decrease) in Cash and Cash Equivalents	(A+B+C) (62.260)	60.301
Total Cash and Cash Equivalent at beginning of year	65.309	5.008
Total Cash and Cash Equivalent at end of year	3.049	65.309
Net increase/(decrease) as disclosed above	62.260	(60.301)



For V. B. INDUSTRIES LIMITED

Gwalday MGS

Authorised Signatory/Director