

AVTNPL/SE/2021-22

10th November 2021

The Listing Manager BSE Limited, Phiroze Jeejeebhoy Towers, 25 th Floor, Dalal Street, Mumbai - 400 001. <u>Stock Code – 519105</u>	The National Stock Exchange of India Ltd., “Exchange Plaza” Bandra Kurla Complex, Bandra East, Mumbai - 400 051 <u>Stock Code - AVTNPL-Eq</u>
--	---


Dear Sir/Madam,

Sub: Regulation 30 & 33 of the SEBI (Listing Obligations & Disclosure) Regulations, 2015- Unaudited Results for the Second quarter and half year ended 30.09.2021

The Board of Directors approved the Unaudited Financial Results for the Second quarter and half year ended 30.09.2021 and the Limited Review Report issued thereon by M/s PKF Sridhar & Santhanam LLP, Chartered Accountants, Statutory Auditors of the Company at their meeting held today.

The meeting of the Board of Directors concluded at 5.30 P.M

Yours faithfully,
For AVT Natural Products Ltd.,

A handwritten signature in blue ink, appearing to be 'Sharon Josh', written over a circular stamp or mark.

Sharon Josh
Company Secretary

STANDALONE UNAUDITED FINANCIAL RESULTS FOR THE QUARTER AND YEAR TO DATE ENDED 30th SEPTEMBER 2021

(Rs. in Lakhs, Except EPS)

Sl.No.	Particulars	Quarter Ended			Half Year Ended		Year Ended
		30.09.2021	30.06.2021	30.09.2020	30.09.2021	30.09.2020	31.03.2021
		(Unaudited)					(Audited)
1	Income:						
	a) Revenue from Operations	13,903.87	13,192.26	11,546.29	27,096.13	21,695.52	47,042.89
	b) Other Income	109.75	157.99	67.20	357.74	14.71	715.19
	Total Income (a + b)	14,103.62	13,350.25	11,613.49	27,453.87	21,810.23	47,758.08
2	Expenses:						
	a) Cost of materials consumed	7,116.49	5,783.98	6,057.56	12,900.47	10,670.64	25,151.21
	b) Purchase of Stock in Trade	-	-	-	-	-	-
	c) Changes in inventories of finished goods, work-in-progress and stock-in-trade	(214.29)	1,093.15	(12.80)	878.86	34.78	(2,164.70)
	d) Employee benefits expense	1,152.36	1,363.69	1,238.66	2,516.05	2,104.71	5,049.94
	e) Finance Cost	81.80	61.04	64.31	142.64	14.52	269.61
	f) Depreciation and amortisation expense	369.00	368.00	372.00	737.00	744.15	1,514.84
	g) Other expenses	3,489.76	2,699.56	2,963.46	6,189.32	5,558.17	12,152.84
	Total Expenses (sum of a to g)	11,994.92	11,369.42	10,683.39	23,364.34	16,835.92	42,003.54
3	Profit before exceptional items and tax (1-2)	2,108.70	1,980.83	950.10	4,089.53	1,674.31	5,754.54
4	Exceptional items	-	-	-	-	-	-
5	Profit before tax (3+4)	2,108.70	1,980.83	950.10	4,089.53	1,674.31	5,754.54
6	Tax Expenses						
	(1) Current tax	570.57	537.90	284.31	1,108.47	556.23	1,605.28
	(2) Deferred tax -- charge/(credit)	(40.49)	(31.90)	(23.12)	(72.39)	(52.30)	(96.42)
7	Net Profit after tax for the period (5-6)	1,578.62	1,474.83	708.91	3,053.45	1,470.38	4,245.68
8	Other Comprehensive Income						
	i) Items that will not be reclassified to Statement of Profit & Loss						
	Remeasurement of the net defined benefit plans	-	-	-	-	-	(36.87)
	Income tax relating to items that will not be reclassified to profit or loss	-	-	-	-	-	9.28
	ii) Items that will be reclassified to Statement of Profit & Loss						
	Exchange differences on translating the financial statement of foreign operations	-	-	-	-	-	-
	Deferred gains / (losses) on cash flow hedges	121.01	(7.89)	127.48	13.12	269.22	198.69
	Income tax relating to items that will be reclassified to profit or loss	(30.46)	1.99	(32.10)	(28.47)	(54.30)	(48.17)
	Other Comprehensive Income (Net of taxes)	90.55	(5.90)	95.38	84.65	204.92	121.93
9	Total Comprehensive Income for the period (7+8)	1,669.17	1,468.93	804.29	3,138.10	1,675.30	4,367.61
10	Paid-up equity share capital (Face Value of Re. 1/- each)	1,522.84	1,522.84	1,522.84	1,522.84	1,522.84	1,522.84
11	Other Equity						30,721.94
12	Earnings per share (Face Value of Re. 1/- each) (not annualised for periods)						
	- Basic EPS	1.04	0.97	0.47	2.01	0.97	2.78
	- Diluted EPS	1.04	0.97	0.47	2.01	0.97	2.79

AVT NATURAL PRODUCTS LIMITED
CIN: L15142TN1986PLC012780
Standalone Balance sheet as at 30th September 2021

(Rs. in Lakhs)

STATEMENT OF ASSETS AND LIABILITIES

Particulars	As at 30.09.2021	As at 31.03.2021
	(Unaudited)	(Audited)
ASSETS		
Non Current Assets		
(a) Property, plant and equipment	7,892.09	8,639.34
(b) Capital Work in Progress	403.03	-
(c) Right-of-use assets	245.11	256.73
(d) Financial Assets		
(i) Investments	1,647.54	1,647.54
(ii) Other financial assets	246.49	246.44
(e) Other Non Current Assets	208.28	153.03
Total Non Current Assets	10,642.54	10,943.08
Current Assets		
(a) Inventories	21,145.38	15,060.60
(b) Financial Assets		
(i) Investments	816.48	801.15
(ii) Trade Receivables	9,550.85	11,072.00
(iii) Cash and cash equivalents	1,505.13	564.72
(iv) Bank balances other than cash and cash equivalents	199.93	203.96
(v) Loans	45.06	20.69
(vi) Other financial assets	243.85	245.6*
(c) Other current assets	3,426.28	3,333.90
Total current assets	36,932.96	31,302.63
Total Assets	47,575.50	42,245.71
EQUITY AND LIABILITIES		
Equity		
(a) Equity Share Capital	1,522.84	1,522.84
(b) Other Equity	33,250.90	30,721.94
Total Equity	34,773.74	32,244.78
Non Current Liabilities		
(a) Financial liabilities		
(i) Borrowings	600.00	750.00
(ii) Lease Liabilities	301.42	321.01
(b) Provision	396.06	396.06
(c) Deferred Tax liabilities (net)	237.14	281.06
Total Non Current liabilities	1,534.62	1,748.13
Current Liabilities		
(a) Financial liabilities		
(i) Borrowings	3,740.37	2,593.09
(ii) Trade Payables		
(A) total outstanding dues of micro enterprises and small enterprises	40.73	68.35
(B) total outstanding dues of creditors other than micro enterprises and small enterprises.	5,513.37	3,827.62
(iii) Lease liabilities	38.32	36.64
(iv) Other financial liabilities	271.25	412.52
(b) Other Current Liabilities	396.25	417.31
(c) Provisions	629.05	616.50
(d) Liabilities for current tax (net)	637.80	280.77
Total Current Liabilities	11,267.14	8,252.80
Total Liabilities	12,801.76	10,000.93
Total Equity and Liabilities	47,575.50	42,245.71

AVT NATURAL PRODUCTS LIMITED CIN: L15142TN1986PLC012780 Standalone Statement of Cash flows for the half year ended 30 th September 2021		
(Rs. in Lakhs)		
Particulars	Half Year Ended 30th September 2021	Half Year Ended 30th September 2020
(Unaudited)		
A. Cash flow from operating activities		
Profit before tax	4,089.53	1,974.31
<u>Adjustments for:</u>		
Depreciation and amortisation expenses	737.00	744.15
Dividend Income	(15.33)	(28.67)
Interest Income	(1.66)	(11.78)
Finance costs	142.64	114.52
Unrealised foreign exchange differences	(60.72)	40.26
Operating profit before working capital changes	4,891.46	2,832.79
Adjustments for working capital changes:		
(Increase) / Decrease in inventories	(6,084.78)	(5,496.40)
(Increase) / Decrease in loans	(24.37)	(30.14)
(Increase) / Decrease in other current assets	(92.38)	967.00
(Increase) / Decrease in other current financial assets	114.88	206.19
(Increase) / Decrease in other non-current assets	(55.25)	193.43
(Increase) / Decrease in other non-current financial assets	(0.05)	(39.01)
(Increase) / Decrease in trade receivables	1,580.37	(1,754.87)
Increase / (Decrease) in other financial liabilities	(141.27)	(6* 4.92)
Increase / (Decrease) in other liabilities	(21.06)	* 4.89
Increase / (Decrease) in trade payables	1,659.63	2,7*9.27
Increase / (Decrease) in provisions	12.55	55.46
	1,839.73	(916.31)
Net income tax paid (net)	(751.44)	(538.29)
Net cash (used) / generated in operating activities (A)	1,088.29	(1,454.60)
B. Cash flow from investing activities		
Payments for purchase of property, plant & equipment	(381.16)	(73.36)
Purchase of investments in subsidiary company	-	(671.08)
Interest received during the year	1.66	11.78
Proceeds from bank balances not considered as cash and cash equivalents:	4.03	(517.69)
Net cash generated / (used in) from investing activities (B)	(375.47)	(1,255.35)
C. Cash flow from Financing activities		
Payment of lease liabilities	(29.62)	(29.62)
Repayment of term loan from banks	(150.00)	-
Proceeds from working capital facilities (net)	1,147.28	2,310.47
Interest Paid	(130.93)	(101.27)
Dividend Paid	(609.14)	-
Net cash generated / (used in) from financing activities (C)	227.59	2,179.58
Net increase / (decrease) in cash and cash equivalents (A+B+C)	940.41	(530.37)
Cash and cash equivalents at the beginning of the year	564.72	1,191.42
Cash and cash equivalents at the end of the period	1,505.13	661.05

Notes:

- These financial results have been prepared in accordance with Indian Accounting Standards (Ind- AS) as prescribed under section 133 of Companies Act 2013 read with Rule 3 of the Companies (Indian Accounting Standards) Rules 2015 and relevant amendment thereafter.
- The above financial results of the Company for the quarter and half year ended September 30, 2021 have been reviewed by the Audit Committee and thereafter approved by the Board of Directors at their meeting held on November 10, 2021. The Statutory Auditors of the Company have carried out a Limited Review of the Results for the quarter and half year ended September 30, 2021.
- The Company operates in solvent extracted products which is the primary reportable segment. Therefore, Segment reporting is not applicable.
- The shareholders had approved a final dividend of Re.0.40 (40%) per equity share of face value of Re.1 each for the year ended March 31, 2021 at the Annual General Meeting held on August 26, 2021 and the Company has paid this final dividend.
- The Management has assessed the possible impact of COVID-19 in preparation of the results, including but not limited to its assessment of liquidity and going concern assumption, recoverable values of its investments, financial and non-financial assets and impact on revenues and costs. The management has considered internal and external sources of information and has performed sensitivity analysis on the assumptions used and based on current estimates, expects to recover the carrying amount of these assets
- The Implementation of the Code on Social Security, 2020 is getting postponed. The Company will assess the Impact thereof and give effect in the Financial Statements when the date of implementation of the codes and the Rules / Schemes thereunder are notified.
- Figures for the previous periods have been regrouped / reclassified to conform to the classification of the current period.

Place: Chennai
Date: 10.11.2021

AJIT
THOMAS
AJIT THOMAS
CHAIRMAN

Digitally signed
by AJIT THOMAS
Date: 2021.11.10
14:48:31 +05'30'

AVT Natural Products Limited
Registered Office: 60, Rukmani Lakshminpathy Salai, Egmore, Chennai - 600 008
Tele.fax: (+91) 44 28584147, E-mail: avlnpl@avnatural.com, Website: www.avnatural.com
CIN: L15142TN1986PLC012780

CONSOLIDATED UNAUDITED FINANCIAL RESULTS FOR THE QUARTER AND YEAR TO DATE ENDED 30th SEPTEMBER 2021

(Rs. In Lakhs, Except EPS)

Sl.No.	Particulars	Quarter ended			Half Year Ended		Year Ended
		30,09,2021	30,06,2021	30,09,2020	30,09,2021	30,09,2020	31.03.2021
		(Unaudited)					(Audited)
1	Income:						
	a) Revenue from Operations	13,474.27	14,718.49	12,539.91	28,192.76	22,991.19	48,512.79
	b) Other Income	200.71	171.45	98.24	372.16	133.92	849.63
	Total Income (a + b)	13,674.98	14,889.94	12,638.15	28,564.92	23,125.11	49,362.42
2	Expenses:						
	a) Cost of materials consumed	6,677.60	5,783.98	6,057.56	12,461.58	10,979.64	25,151.21
	b) Purchase of Stock in Trade	650.88	281.57	241.82	932.45	824.66	1,084.80
	c) Changes in inventories of finished goods, work-in-progress and stock-in-trade	(836.69)	1,943.74	336.96	1,107.05	(117.91)	(2,966.91)
	d) Employee benefits expense	1,261.26	1,465.84	1,289.79	2,727.10	2,584.82	5,583.72
	e) Finance Cost	103.31	92.13	78.86	195.44	148.28	400.75
	f) Depreciation and amortisation expense	369.61	368.57	372.48	738.18	745.32	1,517.28
	g) Other Expenses	3,505.60	2,811.19	3,108.15	6,316.79	5,761.89	12,536.74
	Total Expenses (sum of a to g)	11,731.57	12,747.02	11,485.62	24,478.59	20,926.70	43,307.59
	Profit before share of profit/(loss) of equity accounted investee, Exceptional items and tax (1-2)	1,943.41	2,142.92	1,152.53	4,086.33	2,198.41	6,054.83
3	Exceptional items	-	-	-	-	-	-
4	Profit before share of profit/(loss) of equity accounted investee and tax(3+4)	1,943.41	2,142.92	1,152.53	4,086.33	2,198.41	6,054.83
5	Share of profit from Associates / Joint Venture	-	-	-	-	-	-
6	Profit before tax (5+6)	1,943.41	2,142.92	1,152.53	4,086.33	2,198.41	6,054.83
7	Tax Expenses						
	(1) Current tax	573.24	540.81	266.51	1,114.05	560.03	1,622.15
	(2) Deferred tax – charge/(credit)	(40.49)	(31.90)	(23.12)	(72.39)	(52.30)	(96.42)
8	Net Profit for the period (7±8)	1,410.66	1,634.01	909.14	3,044.67	1,690.68	4,529.10
9	Other Comprehensive Income						
	i) Items that will not be reclassified to Statement of Profit & Loss						
	Remeasurement of the net defined benefit plans	-	-	-	-	-	(36.89)
	Income tax relating to items that will not be reclassified to profit or loss	-	-	-	-	-	9.28
	ii) Items that will be reclassified to Statement of Profit & Loss						
	Exchange differences on translating the financial statement of foreign operations	23.13	(39.40)	(10.02)	(16.27)	(40.57)	(118.69)
	Deferred gains / (losses) on cash flow hedges	121.01	(7.89)	127.48	113.12	299.22	198.69
	Income tax relating to items that will be reclassified to profit or loss	(30.46)	1.99	(32.10)	(28.47)	(94.30)	(49.17)
	Other Comprehensive Income (Net of taxes)	113.88	(45.30)	85.36	68.38	164.35	3.22
10	Total Comprehensive Income for the period (9+10)	1,524.34	1,588.71	994.50	3,113.05	1,855.03	4,532.32
11	Paid-up equity share capital (Face Value of Re. 1/- each)	1,522.84	1,522.84	1,522.84	1,522.84	1,522.84	1,522.84
12	Other Equity						29,504.79
13	Earnings per share (Face Value of Re.1/- each) (not annualised for periods)						
	Basic EPS	0.93	1.07	0.60	2.00	1.11	2.97
	– Diluted EPS	0.93	1.07	0.60	2.00	1.11	2.97

AVT NATURAL PRODUCTS LIMITED
CIN: L15142TN1986PLC012780
Consolidated Balance sheet as at 30th September 2021

(Rs. in Lakhs)

STATEMENT OF ASSETS AND LIABILITIES

Particulars	As at	As at
	30.09.2021	31.03.2021
	(Unaudited)	(Audited)
ASSETS		
Non Current Assets		
(a) Property, plant and equipment	7,895.74	8,643.49
(b) Capital Work in Progress	403.03	-
(c) Right-of-use assets	245.11	256.73
(d) Financial Assets		
(i) Investments	1.00	1.00
(ii) Other financial assets	246.49	246.4
(e) Other Non Current Assets	210.58	153.03
Total Non Current Assets	9,001.95	9,300.69
Current Assets		
(a) Inventories	22,273.47	16,415.69
(b) Financial Assets		
(i) Investments	816.48	801.15
(ii) Trade Receivables	9,710.03	10,243.23
(iii) Cash and cash equivalents	2,530.01	1,379.44
(iv) Bank balances other than cash and cash equivalents	199.93	203.96
(v) Loans	93.85	20.69
(vi) Other financial assets	245.18	250.60
(c) Other current assets	3,500.76	3,945.3
Total current assets	39,369.71	33,261.27
Total Assets	48,371.66	42,561.96
EQUITY AND LIABILITIES		
Equity		
(a) Equity Share Capital	1,522.84	1,522.84
(b) Other Equity	32,008.70	29,504.79
Total Equity	33,531.54	31,027.63
Non Current Liabilities		
(a) Financial liabilities		
(i) Borrowings	600.00	750.00
(ii) Lease Liabilities	301.42	321.01
(b) Provision	396.06	396.06
(c) Deferred Tax liabilities (net)	237.14	281.06
Total Non Current liabilities	1,534.62	1,748.13
Current Liabilities		
(a) Financial liabilities		
(i) Borrowings	6,502.35	4,249.79
(ii) Trade Payables		
(A) total outstanding dues of micro enterprises and small enterprises	40.73	68.35
(B) total outstanding dues of creditors other than micro enterprises and small enterprises.	4,781.69	3,699.52
(iii) Lease liabilities	38.32	36.64
(iv) Other financial liabilities	272.81	413.37
(b) Other Current Liabilities	402.75	421.26
(c) Provisions	629.05	616.50
(d) Liabilities for current tax (net)	637.80	280.77
Total Current Liabilities	13,305.50	9,786.20
Total Liabilities	14,840.12	11,534.33
Total Equity and Liabilities	48,371.66	42,561.96

AVT NATURAL PRODUCTS LIMITED CIN: L15142TN1986PLC012780 Consolidated Statement of Cash flows for the half year ended 30 th September 2021 (Rs. in Lakhs)		
Particulars	Half Year Ended 30th September 2021	Half Year Ended 30th September 2020
(Unaudited)		
A. Cash flow from operating activities		
Profit before tax	4,086.33	2,198.41
Adjustments for:		
Depreciation and amortisation expenses	738.18	745.32
Dividend Income	(15.33)	(28.67)
Exchange differences on translating the financial statement of foreign operations	(16.27)	(40.57)
Interest Income	(1.66)	(11.78)
Finance costs	195.44	148.28
Unrealised foreign exchange differences	(60.72)	-
Operating profit before working capital changes	4,925.97	3,010.99
Adjustments for working capital changes:		
(Increase) / Decrease in inventories	(5,856.58)	(5,649.04)
(Increase) / Decrease in loans	(73.16)	36.13
(Increase) / Decrease in other current assets	444.55	1,078.52
(Increase) / Decrease in other current financial assets	118.54	206.22
(Increase) / Decrease in other non-current assets	(57.55)	148.73
(Increase) / Decrease in other non-current financial assets	(0.05)	(55.24)
(Increase) / Decrease in trade receivables	582.42	(1,724.30)
Increase / (Decrease) in other financial liabilities	(140.56)	(611.94)
Increase / (Decrease) in other liabilities	(18.51)	108.62
Increase / (Decrease) in trade payables	1,056.04	2,456.37
Increase / (Decrease) in provisions	12.55	55.46
	1,003.67	(951.74)
Net income tax paid (net)	(757.02)	(542.09)
Net cash (used) / generated in operating activities (A)	246.65	(1,493.83)
B. Cash flow from investing activities		
Payments for purchase of property, plant & equipment	(381.85)	(79.16)
Interest received during the year	1.66	78.78
Proceeds from bank balances not considered as cash and cash equivalents:	4.03	(517.69)
Net cash generated / (used in) from investing activities (B)	(376.15)	(565.07)
C. Cash flow from Financing activities		
Payment of lease liabilities	(29.62)	(16.37)
Repayment of term loan from banks	(150.00)	-
Proceeds from working capital facilities (net)	2,252.56	2,429.15
Interest Paid	(183.73)	(148.28)
Dividend Paid	(609.14)	-
Net cash generated / (used in) from financing activities (C)	1,280.07	2,264.50
Net increase / (decrease) in cash and cash equivalents (A+B+C)	1,150.57	185.60
Cash and cash equivalents at the beginning of the year	1,379.44	1,653.35
Cash and cash equivalents at the end of the period	2,530.01	1,839.55

Notes:

- These financial results have been prepared in accordance with Indian Accounting Standards (Ind- AS) as prescribed under section 133 of Companies Act 2013 read with Rule 3 of the Companies (Indian Accounting Standards) Rules 2015 and relevant amendment thereafter.
- The above financial results of the Group for the quarter and half year ended September 30, 2021 have been reviewed by the Audit Committee and thereafter approved by the Board of Directors at their meeting held on November 10, 2021. The Statutory Auditors of the Company have carried out a limited Review of the Results for the quarter and half year ended September 30, 2021.
- The Group operates in solvent extracted products which is the primary reportable segment. Therefore, Segment reporting is not applicable.
- The shareholders had approved a final dividend of Re.0.40 (40%) per equity share of face value of Re.1 each for the year ended March 31 2021 at the Annual General Meeting held on August 26, 2021 and the Group has paid this final dividend.
- The Management has assessed the possible impact of COVID-19 in preparation of the results, including but not limited to its assessment of liquidity and going concern assumption, recoverable values of its investments, financial and non-financial assets and impact on revenues and costs. The management has considered internal and external sources of information and has performed sensitivity analysis on the assumptions used and based on current estimates, expects to recover the carrying amount of these assets.
- The Implementation of the Code on Social Security, 2020 is getting postponed. The Group will assess the Impact thereof and give effect in the Financial Statements when the date of implementation of the codes and the Rules / Schemes thereunder are notified.
- Figures for the previous periods have been regrouped / reclassified to conform to the classification of the current period.

Place: Chennai
Date: 10.11.2021

AJIT THOMAS
Digitally signed
by AJIT THOMAS
Date: 2021.11.10
16:48:36 +05'30'

AJIT THOMAS
CHAIRMAN

PKF SRIDHAR & SANTHANAM LLP
Chartered Accountants

Independent Auditor's Review Report on review of standalone financial results

To the Board of Directors of AVT Natural Products Limited

1. We have reviewed the accompanying unaudited Statement of standalone financial results of **AVT Natural Products Limited** (the "Company"), for the quarter and half year ended 30 September 2021 ("the Statement"), being submitted by the company pursuant to Regulation 33 of the SEBI (Listing Obligations and Disclosure Requirements) Regulations, 2015, as amended ("Listing Obligations") which has been initiated by us for identification.

Management's Responsibility

2. This Statement which is the responsibility of the Company's Management and approved by the Board of Directors, has been prepared in accordance with the recognition and measurement principles laid down in the Indian Accounting Standard 34 "Interim Financial Reporting" ("Ind AS 34"), prescribed under section 133 of the Companies Act, 2013 read with relevant rules issued thereunder and other accounting principles generally accepted in India.

Auditor's Responsibility


3. Our responsibility is to issue a report on the Statement based on our review.

We conducted our review of the Statement in accordance with the Standard on Review Engagement (SRE) 2410 'Review of Interim Financial Information performed by the Independent Auditor of the Entity', issued by the Institute of Chartered Accountants of India. This standard requires that we plan and perform the review to obtain moderate assurance as to whether the Statement is free of material misstatement. A review is limited primarily to inquiries of Company personnel and analytical procedures applied to financial data and thus provides less assurance than an audit. We have not performed an audit and accordingly, we do not express an audit opinion.

Conclusion

4. Based on our review conducted as stated above, nothing has come to our attention that causes us to believe that the accompanying Statement prepared in accordance with the aforesaid Indian Accounting Standards and other accounting principles generally accepted in India, has not disclosed the information required to be disclosed in terms of Regulation 33 of the Listing Obligations, including the manner in which it is to be disclosed, or that it contains any material misstatement.

For **PKF Sridhar & Santhanam LLP**
Chartered Accountants
Firm's Registration No. 003990S/S200018



T V Balasubramanian
Partner
Membership No. 027251
Place: Chennai
Date: 10th November 2021
UDIN No. 21027251AAAAGQ4166



PKF SRIDHAR & SANTHANAM LLP
Chartered Accountants

Independent Auditor's Review Report on review of consolidated financial results

To the Board of Directors of AVT Natural Products Limited

1. We have reviewed the accompanying unaudited Statement of Consolidated Financial Results ('the Statement') of **AVT Natural Products Limited** ('the Holding Company') and its subsidiary companies (the Holding Company and its subsidiary companies together referred to as "the group") for the quarter and half year ended 30 September 2021, being submitted by the Holding Company pursuant to Regulation 33 of the SEBI (Listing Obligations and Disclosure Requirements) Regulations, 2015, as amended ("Listing Regulations") which has been initialed by us for identification.

Management's Responsibility

2. This Statement which is the responsibility of the Holding Company's Management and approved by the Board of Directors, has been prepared in accordance with the recognition and measurement principles laid down in the Indian Accounting Standard 34 "Interim Financial Reporting" ("Ind AS 34"), prescribed under section 133 of the Companies Act, 2013 read with relevant rules issued thereunder and other accounting principles generally accepted in India.

Auditor's Responsibility

3. Our responsibility is to issue a report on the Statement based on our review.

We conducted our review of the Statement in accordance with the Standard on Review Engagement (SRE) 2410 'Review of Interim Financial Information performed by the Independent Auditor of the Entity', issued by the Institute of Chartered Accountants of India. This standard requires that we plan and perform the review to obtain moderate assurance as to whether the Statement is free of material misstatement. A review is limited primarily to inquiries of Company personnel and analytical procedures applied to financial data and thus provides less assurance than an audit. We have not performed an audit and accordingly, we do not express an audit opinion.


We also performed procedures in accordance with the circular CIR/CFD/CMD 1/44/2019 dated March 29, 2019 issued by the SEBI under Regulation 33 (8) of the SEBI (Listing Obligations and Disclosure Requirements) Regulations, 2015, as amended, to the extent applicable.

Conclusion

4. Based on our review conducted and procedures performed as stated in paragraph 3 above and based on the consideration of the review reports of other auditors referred to in paragraph 6 and 8 below, nothing has come to our attention that causes us to believe that the accompanying Statement prepared in accordance with the aforesaid Indian Accounting Standards and other accounting principles generally accepted in India, has not disclosed the information required to be disclosed in terms of Regulation 33 of the Listing Obligations, including the manner in which it is to be disclosed, or that it contains any material misstatement.

Other Matters

5. The Statement includes the results of the following subsidiary entities:
 1. AVT Natural Europe Limited, UK (formerly known as 'AVT Tea Services Limited')
 2. AVT Natural S.A. DE C.V, Mexico
 3. AVT Tea Services North America LLC, USA
 4. AVT Natural North America Inc., USA



PKF SRIDHAR & SANTHANAM LLP
Chartered Accountants

6. We did not review the financial information of two subsidiary companies included in the Statement, whose unaudited financial information reflect total revenues of Rs. (432.56) lakhs and Rs. 1,068.31 lakhs, total profit after tax of Rs. (165.10) lakhs and Rs. (6.54) lakhs and total comprehensive loss of Rs. (141.91) lakhs and Rs. (23.04) lakhs respectively, for the quarter and half year ended 30 September 2021, as considered in the consolidated unaudited financial results. These interim unaudited financial information have been reviewed by other auditors whose reports have been furnished to us and our conclusion on the Statement, in so far as it relates to the amounts and disclosures included in respect of these subsidiary companies is based solely on the reports of the other auditors and the procedures performed by us as stated in paragraph 3 above.

Our conclusion on the Statement is not modified in respect of the above matter.

7. The consolidated unaudited financial results include the interim financial information of two subsidiary companies which have not been reviewed by its auditors, whose interim financial information reflect Group's share of total revenue of Rs. 2.96 lakhs and Rs. 28.30 lakhs, total net profit / (loss) after tax of Rs. (2.86) lakhs and Rs. (2.24) lakhs and total comprehensive income/(loss) of Rs. (2.92) lakhs and Rs. (2.01) lakhs respectively, for the quarter and half year ended 30 September 2021, as considered in the consolidated unaudited financial results. According to the information and explanations given to us by the Management, these interim financial information / financial results are not material to the Group.

Our conclusion on the Statement is not modified in respect of the above matter.


8. The above subsidiary companies are located outside India whose financial statements and other financial information have been prepared in accordance with accounting principles generally accepted in their respective countries and which have been reviewed by other auditors or local management certified under generally accepted auditing standards applicable in their respective countries. The Holding Company's management has converted the financial statements of such subsidiaries located outside India from accounting principles generally accepted in their respective countries to accounting principles generally accepted in India. We have reviewed these conversion adjustments made by the Holding Company's management.

Our conclusion in so far as it relates to the balances and affairs of such subsidiaries located outside India is based on the report of other auditors / management certified accounts and the conversion adjustments prepared by the management of the Holding Company reviewed by us.

For **PKF Sridhar & Santhanam LLP**
Chartered Accountants
Firm's Registration No. 003990S/S200018



T V Balasubramanian
Partner
Membership No. 027251



Place: Chennai
Date: 10th November 2021
UDIN No. 21027251AAAAGR4375