



Global Health L i m i t e d

May 17, 2024

Ref:- GH/2024-25/EXCH/13

The General Manager
Dept. of Corporate Services
BSE Limited,
P J Towers, Dalal Street,
Mumbai - 400 001

The Manager
Listing Department
National Stock Exchange of India Limited
Exchange Plaza, C-1, Block G,
Bandra Kurla Complex,
Bandra (E), Mumbai - 400 051

Scrip Code: 543654

Symbol: MEDANTA

Sub: Disclosure of Key Performance Indicators (KPIs)

Dear Sir(s),

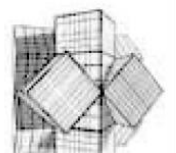
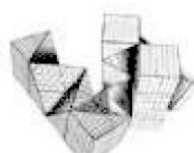
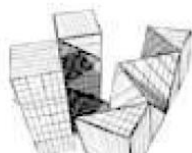
Pursuant to SEBI (Issue of Capital and Disclosure Requirements) Regulations, 2018, please find attached herewith the Key Performance Indicators (KPIs) for FY 2023-24.

This is for your information and record.

For Global Health Limited

Rahul Ranjan
Company Secretary & Compliance Officer
M. No. A17035

Encl: a/a



Global Health Limited (GHL)

Annexure I – Operational KPIs

FY 22

S. No.	Description	Unit	Consol	Gurugram	Indore	Ranchi	Lucknow	Patna*
1	Bed capacity/ installed beds (on a consolidated basis as well as for each hospital);	Nos	2,404	1,391	175	200	410	228
2	Operational beds (on a consolidated basis as well as for each hospital);	Nos	1,779	1,126	152	153	298	100
3	Facility build-up area (on a consolidated basis as well as for each hospital);	Lakh Sq. ft	47.0	20.7	0.7	1.9	13.7	10.0

FY23

S. No.	Description	Unit	Consol	Gurugram	Indore	Ranchi	Lucknow	Patna
1	Bed capacity/ installed beds (on a consolidated basis as well as for each hospital);	Nos	2,697	1,391	175	200	601	330
2	Operational beds (on a consolidated basis as well as for each hospital);	Nos	2,049	1,156	152	159	368	213
3	Facility build-up area (on a consolidated basis as well as for each hospital);	Lakh Sq. ft	47.0	20.7	0.7	1.9	13.7	10.0

FY24

S. No.	Description	Unit	Consol	Gurugram	Indore	Ranchi	Lucknow	Patna
1	Bed capacity/ installed beds (on a consolidated basis as well as for each hospital);	Nos	2,823	1,391	175	200	699	358
2	Operational beds (on a consolidated basis as well as for each hospital);	Nos	2,231	1,171	152	159	459	290
3	Facility build-up area (on a consolidated basis as well as for each hospital);	Lakh Sq. ft	47.0	20.7	0.7	1.9	13.7	10.0

* Patna hospital operational bed as on march-22 exist since it was operational for part of the year

Global Health Limited (GHL)

Annexure II - Operational KPI's and financial ratios on consolidated basis

S.No.	Description	Unit	FY 22	FY 23	FY 24
1	Total occupied beds	Nos	1,076	1,205	1375
2	Average occupancy levels	%	60.5%	58.8%	61.6%
3	Number of operating theatres	Nos	69	76	81
4	Number of ICU beds	Nos	504	572	664
5	Average revenue per occupied bed (ARPOB)	Rs. INR	54,547	59,098	61,890
6	Average length of stays in hospitals (ALOS)	Nos	3.8	3.3	3.2
7	Total number of hospitals	Nos	5	5	5
8	Total number of Clinics	Nos	5	6	6
9	Out-patient volumes	Nos	19,71,260	22,74,651	26,83,293
10	In-patient volumes	Nos	1,02,359	1,35,161	1,55,915
11	Income from health care services by patient type (out-patient)	Rs. Million	3,598	4,340	5,091
12	Income from health care services by patient type (in-patient)	Rs. Million	17,406	21,636	26,054
13	EBITDA (on a consolidated basis)	Rs. Million	4,898	6,771	8,737
14	EBITDA margin	%	22.2%	24.5%	26.1%
15	Gross debt to equity ratio	Times	0.52	0.35	0.14
16	Debt service coverage ratio #	Times	3.98	4.10	6.43
17	Trade receivables turnover ratio	Times	13.81	14.39	16.00
18	Return on equity	%	13.1%	16.1%	17.9%
19	Return on capital employed	%	12.9%	14.4%	18.3%
20	Current ratio (i.e., liquidity ratio)	Times	1.94	2.76	2.44
21	Capital turnover ratio	Times	5.53	2.68	3.68
22	Inventory turnover ratio and	Times	11.66	10.99	11.94
23	Payables turnover ratio	Times	8.71	8.80	9.01
24	In-patient revenue by method of payment (cash, third party administrator, CGHS, ECHS and Indian Railways, PSUs/ corporates and others)				
24.1	Cash	%	60.0%	62.8%	60.9%
24.2	TPA	%	25.1%	23.7%	24.3%
24.3	CGHS/ ECHS/ Indian Railways	%	9.1%	8.5%	8.8%
24.4	PSU & Corporate	%	3.7%	3.3%	3.9%
24.5	Others	%	2.0%	1.7%	2.0%

Consol is sum total of all hospitals for Operational parameters

Consol financials of GHL Consolidated including GHL, MHPL, GHPPL and GHL Pharma

No of Hospitals & Clinics are as on 31st March

CGHS :- Central Government Health Scheme

ECHS:- Ex-servicemen Contributory Health Scheme

DSCR ratio for FY 2024 excludes the prepayment of loans from IPO proceeds/refinancing.

Global Health Limited (GHL)

Annexure III - Key ratios for mature and developing hospital

Total income contribution, EBITDA margin, ARPOB by mature hospitals (in operation for more than six years) and developing hospitals;				
S.No.	Key Metrics	FY 22	FY 23	FY 24
1	Revenue Contribution % - Matured GHL (GGN, Indore & Ranchi)*	81.6%	73.3%	71.1%
2	Revenue Contribution % - Developing*	18.5%	26.9%	29.7%
3	EBITDA Margins % - Matured GHL (GGN, Indore & Ranchi)	22.8%	23.0%	25.2%
4	EBITDA Margins % - Developing	19.6%	29.1%	32.2%
5	ARPOB			
5.1	Mature Hospitals: GHL in Rs	54,273	60,456	64,748
5.2	Developing Hospital ARPOB in Rs	55,883	55,988	56,726

*As a proportion of revenue generated by the relevant entity operating the hospital (being either GHL, MHPL, GHPPL as applicable) on a standalone basis to the consolidate total revenue of GHL.