

**Date: September 06, 2023**

To The Manager, Listing Department, <b>National Stock Exchange of India Limited, (NSE)</b> Exchange Plaza, C-1, Block-G, Bandra-Kurla Complex, Bandra (E), Mumbai – 400 051.	To The Manager, The Department of Corporate Service, <b>BSE Limited, (BSE)</b> 25 <sup>th</sup> Floor, Phiroze Jeejeebhoy Tower, Dalal Street, Fort, Mumbai – 400 001.
<b>Scrip Code – LINCOLN</b>	<b>Scrip Code – 531633</b>

Dear Sir / Madam,

**Sub: Annual Report for the Financial Year Ended March 31, 2023.**

Pursuant to Regulation 34 (1) of Securities and Exchange Board of India (Listing Obligations and Disclosure Requirements) Regulations, 2015 ("the SEBI Listing Regulations"), we are submitting herewith the Annual Report of the Company along with the Notice of 29th Annual General Meeting ("AGM") for the Financial Year 2022-2023 which is sent to the members through electronic means as per the circulars issued by the Ministry of Corporate Affairs and Securities and Exchange Board of India. The Notice & Annual Report are also uploaded on the website of the Company at [www.lincolnpharma.com](http://www.lincolnpharma.com).

Important details with regard to AGM are as under:

Sr. No.	Particulars	Details
1.	AGM Details	<b>Day:</b> Saturday <b>Date:</b> September 30, 2023 <b>Time:</b> 11.00 a.m. (IST) <b>Through:</b> Video Conference / Other Audio Visual Means
2.	Cut-off date to determine list of members entitled to receive Notice of AGM and Annual Report	Friday, September 01, 2023
3.	Cut-off date to determine list of members entitled to receive final dividend	Friday, September 15, 2023
4.	Cut-off date for e-voting	Saturday, September 23, 2023

**Regd. Office :** "Lincoln House", Science City Road, Sola, Ahmedabad-380 060. Gujarat, India  
**Phone :** +91-79-4107 8000 | **Fax :** +91-79-4107 8062 | **CIN** L24230GJ1995PLC024288  
**E-mail :** [info@lincolnpharma.com](mailto:info@lincolnpharma.com) | **Website :** [www.lincolnpharma.com](http://www.lincolnpharma.com)

**Factory :** 10, 12, 13, Trimul Estate, Near Khatraj Chokadi, P.O. Khatraj-382721.

**Ta. :** Kalol, Dist. Gandhinagar, (Guj.) | **Phone :** +91-79-49135000 | **E-mail :** [khatraj@lincolnpharma.com](mailto:khatraj@lincolnpharma.com)



Sr. No.	Particulars	Details
5.	Remote e-voting start time, day and date	Wednesday, September 27, 2023 at 10:00 a.m. (IST)
6.	Remote e-voting end time, day and date	Friday, September 29, 2023 at 05:00 p.m. (IST)
7.	E-Voting website of CDSL	<a href="https://www.cdslindia.com/">https://www.cdslindia.com/</a>
8.	Notice of 29 <sup>th</sup> AGM 2022-2023	<a href="https://www.lincolnpharma.com/Investor/Disclosures%20under%20Regulation%2046%20of%20the%20LODR/15.%20Annual%20Reports/Notice%20of%2029th%20AGM....2022-23.pdf? t=1693805377">https://www.lincolnpharma.com/Investor/Disclosures%20under%20Regulation%2046%20of%20the%20LODR/15.%20Annual%20Reports/Notice%20of%2029th%20AGM....2022-23.pdf? t=1693805377</a>
9	Annual Report 2022-2023	<a href="https://www.lincolnpharma.com/Investor/Disclosures%20under%20Regulation%2046%20of%20the%20LODR/15.%20Annual%20Reports/Annual%20Report%202022-23.pdf? t=1693817057">https://www.lincolnpharma.com/Investor/Disclosures%20under%20Regulation%2046%20of%20the%20LODR/15.%20Annual%20Reports/Annual%20Report%202022-23.pdf? t=1693817057</a>

We hope you will find the same in order and take the same on records.

Thanking you,

Yours faithfully,

**For Lincoln Pharmaceuticals Limited**

**Trusha Shah**  
**Company Secretary &**  
**Compliance Officer**

Encl: a/a



**LINCOLN**  
PHARMACEUTICALS LTD.  
HEALTHCARE FOR ALL



# Affordable Healthcare

Lincoln Pharmaceuticals Limited  
29<sup>th</sup> Annual Report 2022-23

# Table of Content

## 01 | CORPORATE OVERVIEW

---

About the Company	02
Review by Managing Director	04
Geographical Presence	06
Research & Development	08
Financial Highlights	09
Product Portfolio	10
Innovations – Patents & First Launches	11
Manufacturing	12
Board of Directors	14
Senior Management	15
Company’s Milestones	16
Awards and Achievement	17
Growth Drivers & Outlook	19
Corporate Information	20

## 02 | STATUTORY REPORTS

---

Management Discussion and Analysis Report	21
Notice	26
Board’s Report	39
BRSR	59
Report on Corporate Governance	90

## 03 | FINANCIAL STATEMENTS

---

### Standalone Financials

Independent Auditors’ Report	115
Balance Sheet	126
Statement of Profit and Loss	127
Statement of Cash Flows	128
Statement of Changes in Equity	130
Notes to Financial Statements	131

### Consolidated Financials

Independent Auditors’ Report	190
Balance Sheet	198
Statement of Profit and Loss	199
Statement of Cash Flows	200
Statement of Changes in Equity	202
Notes to Financial Statements	203

# Affordable Healthcare

“Affordable Healthcare” is the core tenet of Lincoln Pharmaceuticals Limited. As a prominent pharmaceutical producer, our unwavering commitment to breakthrough innovation, efficient business practices, and customer contentment drives us. With adherence to WHO-GMP standards, our comprehensive range of therapeutic molecules aims to set superior benchmarks in the global market. Our paramount objective is to create high-standard drugs that remain accessible and affordable, making quality healthcare a reality for all.

## ABOUT THE COMPANY

Lincoln Pharmaceuticals Limited is a dedicated organisation committed to industry progress through breakthrough innovation, proficient business techniques, and customer satisfaction. As a leading pharmaceutical producer, we manufacture and market a wide range of therapeutic molecules, adhering to WHO-GMP guidelines in domestic and international markets. Our goal is to develop drugs that meet the highest standards while remaining cost-effective for the masses.

Listed on BSE in 1996 and NSE in 2015 with a market capitalisation of Rs. 678 crore as of March 31, 2023, we have developed over 600 formulations in 15 therapeutic areas. Driven by a dedicated team of around 1700 employees, Lincoln Pharma continues to innovate and deliver high-quality healthcare solutions. In the fiscal year 2022-2023, the company achieved a total income of Rs. 532.8 crore and a profit after tax (PAT) of Rs. 72.9 crore.

# Established in 1979, we have emerged as a leader in branded generics, offering affordable and innovative medicines for healthier lives.

With our R&D and state-of-the-art manufacturing facilities in Ahmedabad, we are steadily working towards our vision of "Healthcare for All." Our manufacturing units have received European Union (EU) GMP certification, granting us marketing rights in all 27 EU member nations and access to European Economic Area (EEA) countries.

At Lincoln Pharmaceuticals Limited, our cutting-edge R&D capabilities set us apart in the industry. With a dedicated team of over 30 scientists, we have filed and received numerous patents. Recognised by the Department of Scientific and Technology and the Government of India, our advanced devices and equipment enable us to conduct thorough internal analyses of our products, including physical, chemical, and microbiological assessments.

As responsible corporate citizen, we prioritise green initiatives. We have established a 1 MW Rooftop solar plant in addition to two windmills, resulting in significant electricity cost savings of nearly 65%. This initiative showcases our commitment to becoming a self-sustaining and environmentally friendly pharmaceutical company.

Lincoln Pharmaceuticals Limited stands on the foundation of scientific, financial, managerial, and operational expertise, all working together to revitalise lives. We take pride in propelling the Indian pharmaceutical industry forward through our intellectual property, advanced facilities, and invaluable human resources.

600+

Formulations

15+

Therapeutic Areas

1700

Employees

₹ 533 Cr.

Total Income





### Vision

To spark a universal attempt to uncover cures for diseases by focused and targeted R&D, through forging Strategic alliances both domestically and internationally.



### Mission

Focused on delivering outcomes that meet important medical needs, making quality medicines more accessible and more affordable, and providing solutions for tomorrow's health challenges. To create "Healthcare for All" an actuality by modest participation of premium low-cost pharma products.



## REVIEW BY THE MANAGING DIRECTOR

Dear Stakeholders,

I am pleased to address you through this annual Managing Director's letter, providing insights into the progress and achievements of Lincoln Pharmaceuticals Ltd. over the past year, as we navigate the dynamic landscape of the pharmaceutical industry, I am grateful for the unwavering support and trust you have placed in us. Your partnership and collaboration have been instrumental in our continued growth and success.

The past year has been marked by significant accomplishments, driven by our unwavering commitment to our strategic vision and core values. I want to take this opportunity to share with you our strategy, performance highlights, and key drivers that have shaped our journey.

### On Strategy

The innovation lies at the core of our strategy at Lincoln Pharmaceuticals Ltd.. We firmly believe that fostering a culture of creativity and discovery can bring about meaningful change in the healthcare industry. Through our continuous investment in research and development, we strive to introduce groundbreaking pharmaceutical products that enhance our competitive advantage and address unmet medical needs. Furthermore, we are committed to leveraging cutting-edge technologies and digital solutions to optimise our operations and provide our customers with exceptional experiences. Our dedication to innovation drives us forward as we seek to create sustainable growth and deliver long-term value to all our stakeholders.

### Performance

I am delighted to share that Lincoln Pharmaceuticals Ltd. has delivered outstanding performance and achieved significant milestones in the past year. Despite facing challenging market



conditions, we have demonstrated resilience and achieved remarkable revenue and market share growth. Our unwavering commitment to efficiency and profitability is evident in our financial results.

Driven by a dedicated team of around 1700 employees, Lincoln Pharma continues to innovate and deliver high-quality healthcare solutions. In the fiscal year 2022-2023, the company achieved a total income of Rs. 532.8 crore and a profit after tax (PAT) of Rs. 72.9 crore.

These financial figures reflect the company's commitment to sustainable growth and profitability. Lincoln Pharmaceuticals Ltd. strives to provide effective and affordable healthcare solutions to improve the lives of patients across various therapeutic areas.

Our product portfolio has experienced consistent growth, and we are thrilled to witness several key products performing exceptionally well in the market. This success can be attributed to our strategic investments in marketing and sales initiatives, bolstered by our robust distribution network. These efforts have not only expanded our market

reach but have also amplified our brand recognition among customers. Additionally, our entry into new markets and establishing strategic partnerships have enhanced our global footprint and diversified our revenue streams, ensuring long-term sustainability.

I am immensely proud of the collective efforts of our dedicated team and the trust placed in us by our valued stakeholders. Together, we have achieved remarkable results, and I am confident that our performance will continue to soar to new heights in the coming years.

### Our Strength – Research & Development

I am particularly excited to share our strides in our research and development (R&D) activities at Lincoln Pharmaceuticals Ltd.. We firmly believe that R&D is the cornerstone of our future growth and success. Over the past year, we have significantly invested in expanding our R&D capabilities, fostering a culture of innovation, and driving scientific advancements. Our dedicated researchers, scientists, and experts work tirelessly to discover and develop new



pharmaceutical products that address unmet medical needs. Through their unwavering commitment, we have successfully brought breakthrough treatments and therapies that can potentially transform patient outcomes. Our R&D efforts extend beyond product development as we explore emerging technologies and scientific collaborations to fuel our innovation pipeline. By prioritizing R&D, we are laying the foundation for a promising future, where our commitment to advancing healthcare remains at the forefront.

### Key Drivers

Lincoln Pharmaceuticals Ltd. owes its success to key factors that drive our performance. We prioritise quality and compliance, maintaining the highest standards integral to our operations. With advanced manufacturing facilities and rigorous quality control, we earn the trust of healthcare professionals and patients. Our exceptional team is another crucial element. We develop talent, foster a culture of learning, and empower employees for innovation. Their dedication forms the foundation of our success.

Customer focus is central. We prioritise understanding needs to deliver superior products and services, consistently exceeding expectations through valued feedback. Collaboration with healthcare professionals enables innovative solutions for improved patient outcomes.

We deeply commit to sustainability and social responsibility. Initiatives minimise environmental impact, support local communities, and ensure employee well-being. Integrating these practices creates a positive and lasting impact beyond our core activities.

These drivers have been instrumental in our journey towards success. We remain steadfast in upholding and strengthening them, delivering value to stakeholders and contributing to healthcare and

society.

### Green Initiatives

At Lincoln Pharmaceuticals Ltd., we are dedicated to reducing our carbon footprint and implementing sustainable practices to safeguard the planet for future generations. We have invested significantly in renewable energy, transitioning to solar power to diminish reliance on fossil fuels and lower greenhouse gas emissions. Stringent waste management practices, including recycling and responsible disposal methods, are in place to minimise our environmental impact.

By optimizing our supply chain and collaborating with environmentally responsible suppliers, we support biodiversity preservation and local communities. Our active participation in community engagement programs focuses on environmental conservation, inspiring others to join us in making a positive impact.

These initiatives are just the beginning as we continuously improve and seek further opportunities to decrease our environmental footprint. Our goal is to establish ourselves as a leader in the pharmaceutical industry for sustainable practices and responsible business operations.

### Global and Digital Collaborations

Our strategic global expansion initiatives have produced remarkable outcomes. By carefully selecting markets and establishing crucial partnerships, we have successfully broadened our presence and augmented our market share. This reinforces our status as a global contender and allows us to extend the reach of our innovative healthcare solutions to a wider audience.

Embracing digital technologies is at the core of our growth strategy. We have made substantial investments in digital transformation across multiple areas,

including research and development, manufacturing, marketing, and customer engagement. Through the utilisation of advanced analytics, artificial intelligence, and automation, we optimise operational efficiency, extract valuable insights, and provide personalised experiences to our customers.

### Supply Chain, Compliance & Partnerships

The COVID-19 pandemic emphasised the need for a strong supply chain. We prioritise strengthening it to ensure uninterrupted access to essential medicines worldwide. Agile inventory management, robust supplier relationships, and diversified sourcing fortify our resilience during disruptions.

Navigating complex regulations is crucial. We stay vigilant, proactively complying with evolving regulations. Our dedicated regulatory affairs team works closely with authorities to uphold safety and quality standards, solidifying our reputation as a trusted pharmaceutical company.

Collaboration drives innovation and success. We actively partner with research institutions, academia, and industry players to foster knowledge sharing and accelerate R&D efforts, paving the way for groundbreaking advancements in healthcare.

We are proud of our achievements and committed to excellence. Through digital innovation, resilient supply chains, regulatory compliance, and meaningful collaborations, we strive to positively impact the pharmaceutical industry and beyond.

Thank you for being a part of our journey and for your continued belief in Lincoln Pharmaceuticals Ltd.

Thank you.

Sincerely,

**Shri Mahendra G. Patel**  
Managing Director

## GEOGRAPHICAL PRESENCE

Lincoln Pharmaceuticals Ltd. has a strong global presence in over 60 countries, including Africa, Central America, and Southeast Asia. The company is gradually expanding its presence in more countries and has obtained product registrations in key regions such as East and West Africa, South East Asia, and Latin America.

To drive future growth, the company is strategically developing its portfolio in the lifestyle and chronic segments, with a specific focus on women's healthcare and dermatology. This will complement its existing strong presence in the acute segment. Additionally, Lincoln Pharmaceuticals Ltd. is considering the establishment of a USFDA facility in Gujarat to expand its global footprint and capitalize on export opportunities.

The company's growth can be attributed to its strong performance in both domestic and international markets, successful new product approvals, higher-margin products, a robust customer and product base, and

cost-effective strategies that enhance operational efficiency. With a target of achieving sales of Rs. 750 crores by FY 26. Lincoln Pharmaceuticals Ltd. will leverage its extensive geographic reach, increasing export revenue, and focus on in-house manufacturing to sustain and support its business.

In the fiscal year 2022-2023, Lincoln Pharmaceuticals Ltd. experienced a well-balanced revenue distribution, with exports contributing 57.40% and domestic sales accounting for 42.60% of the company's total revenue. This showcases the company's success in both international and domestic markets.

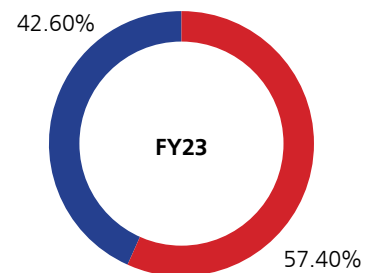
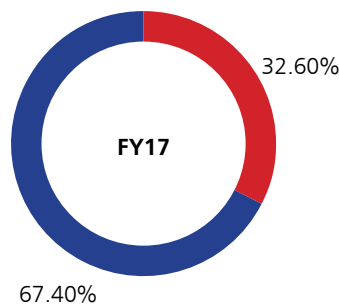
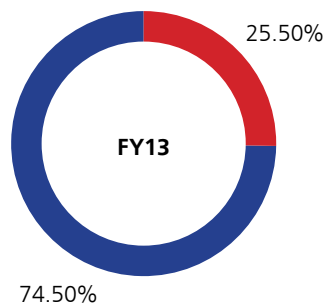
Lincoln Pharmaceuticals Ltd. exports its products to more than 60 countries, highlighting its global reach and successful market penetration. The company's export portfolio is set to expand further, with plans to reach 90 countries within the next 2-3 years. This ambitious expansion strategy reflects Lincoln Pharmaceuticals Ltd.'s

commitment to exploring new markets and expanding its global presence.

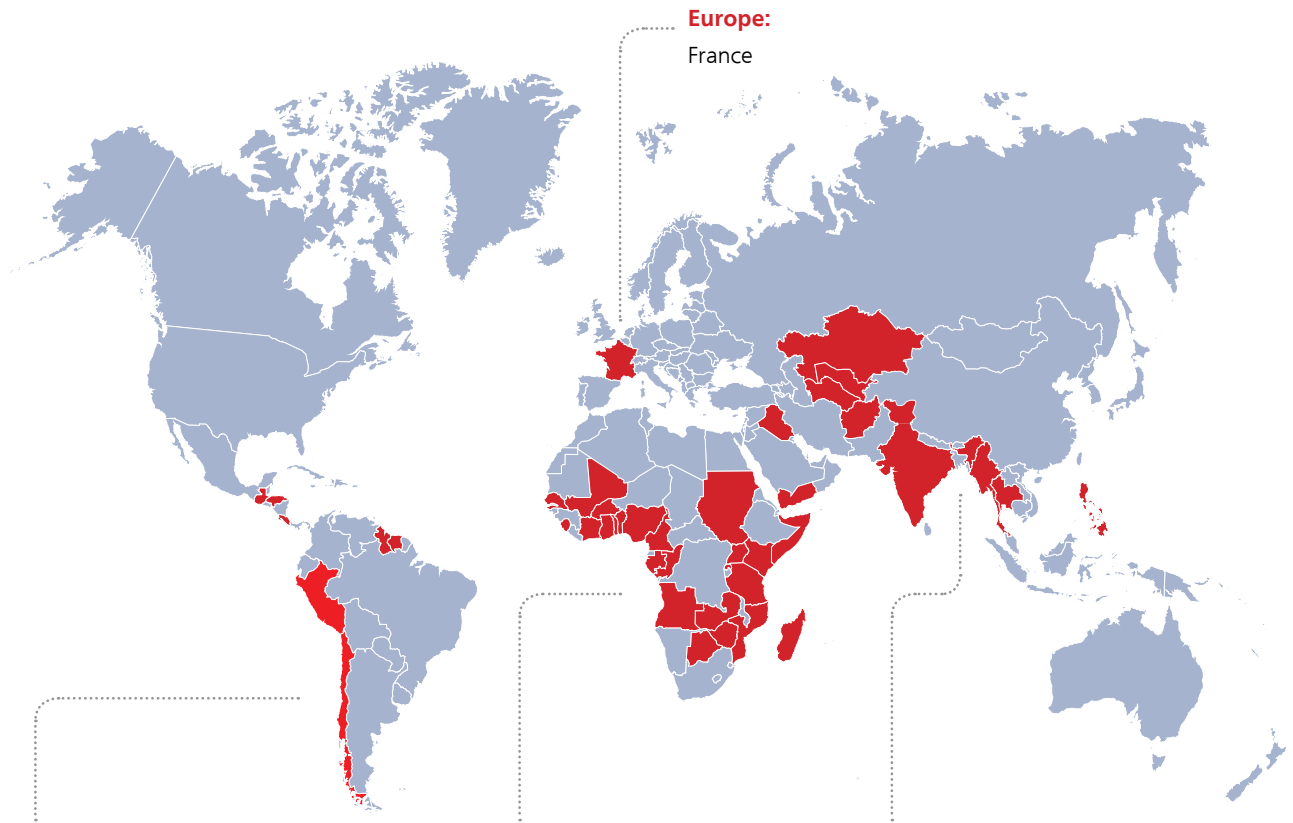
The company's major export markets include East and West Africa, Central and Latin America, and Southeast Asia. These regions have been strategically identified as significant opportunities due to their growing healthcare needs and potential market growth. By focusing on these markets, Lincoln Pharmaceuticals Ltd. aims to address the specific healthcare requirements of patients and establish a strong foothold in these regions.

With a balanced revenue contribution from both exports and domestic sales, along with its plans for further international expansion, Lincoln Pharmaceuticals Ltd. is positioned to continue its upward trajectory and solidify its position as a leading player in the global pharmaceutical industry.

# Exports have grown from 25.50% of total sales in FY13 to 57.40% in FY23.



■ Domestic ■ Export



**Europe:**  
France

**South Central America:**

Bolivia, Chile, Costa Rica, Ecuador, El Salvador, Guatemala, Guyana, Honduras, Jamaica, Panama, Peru, Suriname, Trinidad and Tobago

**Africa:**

Angola, Benin, Botswana, Burkina Faso, Burundi, Cameroon, Ethiopia, Gabon, Ghana, Ivory Coast, Kenya, Madagascar, Malawi, Mali, Mozambique, Niger, Nigeria, Senegal, Seychelles, Sierra Leone, Somalia, South Sudan, Sudan, Tanzania, Togo, Uganda, Zambia, Zimbabwe, Zanzibar

**Asia:**

Afghanistan, Armenia, Azerbaijan, Bhutan, Cambodia, Fiji, Hong Kong, Iraq, Lebanon, Kazakhstan, Mauritius, Myanmar, Nepal, Philippines, Sri Lanka, Thailand, Turkmenistan, Uzbekistan, Vietnam, Yemen

**60+**  
Countries

**26**  
States in India

**₹293.11 Cr.**  
Revenue from Exports

## RESEARCH & DEVELOPMENT

Lincoln Pharmaceuticals has achieved notable success in its research and development (R&D) endeavours, as evidenced by the company being awarded seven patents and having filed over 25 patent applications. This highlights the company's commitment to innovation and its ability to develop unique and proprietary products.

The R&D facilities of Lincoln Pharmaceuticals have received approval from the Department of Scientific and Industrial Research (DSIR), indicating their compliance with recognized standards and regulations. This recognition further reinforces the company's dedication to scientific excellence and its ability to conduct advanced research.

With a team of over 75 R&D professionals, including 30 scientists, Lincoln Pharmaceuticals possesses a strong and capable workforce focused on driving innovation and developing new therapeutic solutions. These professionals bring expertise and knowledge to the company's R&D efforts, enabling the discovery and development of novel pharmaceutical formulations.

The combination of patents, patent applications, DSIR-approved facilities, and a skilled team of R&D professionals reflects Lincoln Pharmaceuticals' commitment to advancing scientific knowledge and creating innovative healthcare solutions. These achievements position the company as a pharmaceutical industry's research and development leader

# 75

R&D Professionals

# 30+

Scientists

The combination of patents, patent applications, DSIR-approved facilities, and a skilled team of R&D professionals reflects Lincoln Pharmaceuticals' commitment to advancing scientific knowledge and creating innovative healthcare solutions.



## FINANCIAL HIGHLIGHTS

Lincoln Pharmaceuticals Ltd. has shown consistent financial growth over the past five years, with a net profit Compound Annual Growth Rate (CAGR) of 16%. This indicates the company's ability to generate increasing profits over time, reflecting its strong financial performance and effective business strategies.

As of March 31, 2023, Lincoln Pharmaceuticals Ltd. had cash and cash equivalents of Rs. 5.05 crore. This represents the company's liquidity position, indicating the amount of readily available cash it has on hand to meet its short-term financial obligations and invest in growth opportunities.

The book value per share of Lincoln Pharmaceuticals Ltd. is Rs. 250.86 as of March 31, 2023. Book value per share is a financial metric that indicates the net worth of a company's assets on a per-share basis. It reflects the company's total net assets divided by the total number of outstanding shares, providing investors with an idea of the company's intrinsic value.

These financial indicators, including the consistent net profit CAGR and the book value per share, demonstrate Lincoln Pharmaceuticals Ltd. sound financial health and value creation for its shareholders. They reflect the company's ability to generate profits, manage assets, and create shareholder value over time.

### Total Income: (₹ In Crore)

Fiscal Year	Total Income (₹ In Crore)
FY23	532.8
FY22	482.1
FY21	428.7
FY20	396.3

An increase in the Company's total income over the years, is an outcome of the company's ability to generate higher revenues and expand operations, capturing market opportunities, increasing sales, and potentially introducing new products or expanding market presence.

### NET Profit: (₹ In Crore)

Fiscal Year	NET Profit (₹ In Crore)
FY23	72.9
FY22	69.4
FY21	62.3
FY20	51.5

The growth in net profit reflects the Company's effective cost management, enhanced operational efficiency, and potentially higher sales or margins. It highlights the company's ability to generate income while controlling expenses, resulting in increased profitability.

### EBITDA: (₹ In Crore)

Fiscal Year	EBITDA (₹ In Crore)
FY23	111.65
FY22	105.5
FY21	92.8
FY20	76.5

The financial highlights of the Company's showcase a positive trend in EBITDA, representing the company's enhanced operational performance and financial strength throughout the specified fiscal years.

### Net Worth: (₹ In Crore)

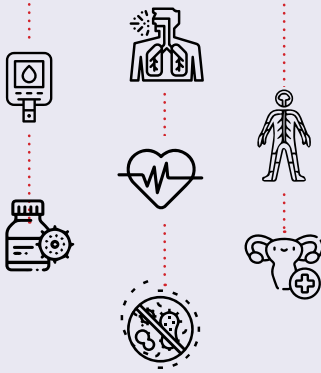
Fiscal Year	Net Worth (₹ In Crore)
FY23	502.5
FY22	432.9
FY21	366.4
FY20	304.1

The Company's financial highlights demonstrate a positive net worth trend, illustrating an improved financial position and the company's ability to generate long-term value for its shareholders throughout the specified fiscal years.



## PRODUCT PORTFOLIO

The company's focused areas of expertise include **anti-infective, respiratory system, gynaecology, cardio & CNS (central nervous system), anti-diabetic, and anti-malaria**, among other therapeutic segments. This demonstrates Lincoln Pharmaceuticals' dedication to addressing key healthcare needs across various medical domains.

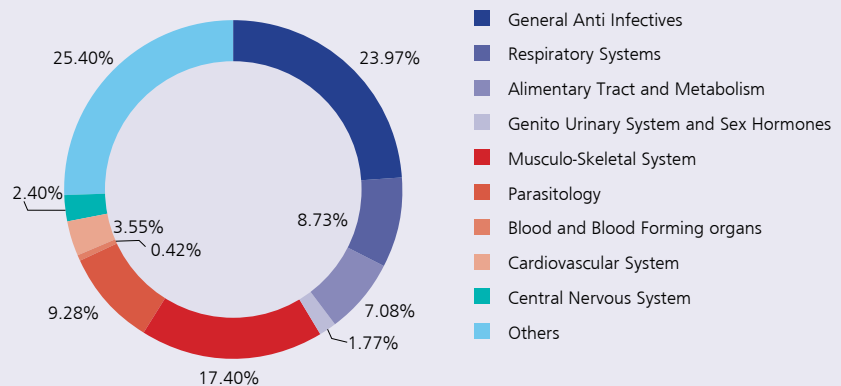


# Lincoln offers a wide range of pharma products, with a portfolio of 1,700 registered products.

Lincoln offers a wide range of pharma products, with a portfolio of 1,700 registered products. Additionally, the company has another 700 products in the pipeline. With a diverse range of registered products and ongoing development efforts, Lincoln Pharmaceuticals aims to cater to the diverse requirements of patients and healthcare professionals. By focusing on these therapeutic segments, the company endeavours to provide effective treatment options and contribute to improved healthcare outcomes in these crucial areas.

The expanded therapeutic areas of the company include Dermatologist Preparation, Anti-Malarial, Anti-Diabetic, Cough and Cold Anti-Allergic, Anti-Asthmatic, Vitamins, Minerals, Antioxidants Anti-Psychotic, Anti-Convulsant, Anti-Depressant, Gynecological Products, Anti-Bacterial, Anti-Viral, Anti-Fungal, Cardiac, Anti-Hypertensives, Diuretic, Sterile Ophthalmic, Eyedrops, Ointment, Analgesic, Anti-Pyretic, Anti-Diarrheal, Anti-Spasmodic, Laxative Gastrointestinal Rage Otology, Phosphodiesterase, Type 5 Inhibitor and General Anesthetics.

### FY23 Performance - Therapeutic Areas



## INNOVATIONS – PATENTS & FIRST LAUNCHES

Lincoln Pharmaceuticals has established an impressive innovation program led by a team of over 50 researchers dedicated to developing groundbreaking medicines for the future. The company's strength lies in its cutting-edge research and development capabilities, which have resulted in significant achievements in the field of patent applications. Lincoln Pharmaceuticals has successfully filed over 25 patent applications and has been granted seven patents.


The company's innovations cover a wide range of areas, including New Drug Delivery Technologies, New Drug Discovery programs, and inventive processes for APIs (Active Pharmaceutical Ingredients) and formulations tailored to different geographical markets. These advancements demonstrate Lincoln Pharmaceuticals' commitment to pushing the boundaries of pharmaceutical science.

Some notable inventions include a Nasal Drug Delivery System of Ondansetron Hydrochloride, a Mouth Melting Pharmaceutical Dosage Film comprising various medicaments, a Pharmaceutical Composition comprising Misoprostol for Vaginal Suppository Dosage Form, an

Arteether Injection for the treatment of Malaria, a High concentration diclofenac sodium composition for pain relief, a Novel liquid vaginal spray dosage form for the treatment of vaginal fungal infections, and a Novel Liquid Rectal Spray Dosage Form containing Diclofenac and its Pharmaceutically Active Salts.

These patents highlight Lincoln Pharmaceuticals' dedication to developing innovative solutions in drug delivery, formulations, and treatment methods. By continuously pushing the boundaries of pharmaceutical research and development, Lincoln Pharmaceuticals strives to provide improved therapeutic options and contribute to the advancement of healthcare.

The company's robust innovation program, coupled with its significant patent portfolio, positions Lincoln Pharmaceuticals as a leader in the pharmaceutical industry. These achievements underscore the company's commitment to driving scientific progress, delivering differentiated medicines, and enhancing patient care.



The company's innovations cover a wide range of areas, including New Drug Delivery Technologies, New Drug Discovery programs, and inventive processes for APIs and formulations.

## MANUFACTURING

# By operating state-of-the-art manufacturing facilities and adopting environmentally friendly practices, Lincoln Pharmaceuticals Ltd minimise impact on the environment

Lincoln Pharmaceuticals Ltd. operates manufacturing facilities in Khatraj and Mehsana, Gujarat, which are equipped to meet the highest industry standards. These facilities adhere to stringent quality control measures, including EU-GMP, WHO-GMP, TGA, ISO-9001:2015, ISO-14001:2015 and ISO-45001:2018 certifications for Khatraj plant and ISO-9001:2015 for Mehsana. This ensures that the company's products are manufactured with the utmost precision and in compliance with international regulatory requirements.

In line with its commitment to environmental sustainability, Lincoln Pharmaceuticals has implemented a green facility that significantly reduces its carbon footprint. The facility incorporates renewable energy sources such as solar and wind power. Through these initiatives, the company is able to produce 65% of its energy consumption through clean and sustainable means. This demonstrates Lincoln Pharmaceuticals' dedication to being an environmentally responsible organisation and contributing to a greener future.

By operating state-of-the-art manufacturing facilities and adopting environmentally friendly practices, Lincoln Pharmaceuticals Ltd. ensures the production of high-quality pharmaceuticals while minimising its impact on the environment. These initiatives highlight the company's commitment to sustainable practices and its responsibility towards the well-being of both its customers and the planet.

## 65%

of Energy Consumption Through Clean & Sustainable Means

### Dosage Forms Produced in Unit 1

Overall, Unit 1 of the company has a diverse range of dosage forms and substantial production capacities, enabling the company to meet the demand for these pharmaceutical products. The dosage forms include tablets (compression coating and granulation), capsules (filling), dry syrup, and ointments (filling for general and sterile use).

Dosage forms produced at Unit 1 and its annual production capacity.

Description	Annual Capacity	Unit
Tablet (Compression & Coating)	30,000 lacs	Tablets
Tablet (Granulation)	12,00,000	Kg
Capsule (Filling)	2,340 lacs	Capsules
Dry Syrup (Filling)	72,00,000	Bottles
Ointment (Filling General & Sterile)	336 lacs	Tubes



## Dosage Forms Produced in Unit 2

Unit 2 of Lincoln Pharmaceuticals Limited produces a range of dosage forms, including oral liquids, dry powder injections, liquid vials, liquid ampoules, and bottles. The unit has specific annual production capacities for each dosage form.

Description	Size	Annual Capacity	Unit
Liquid Ampoules	1ml to 5ml	60,000,000	Ampoules
	10ml	30,576,000	Ampoules
Liquid Vials	2ml to 10ml	15,600,000	Vials
	10ml to 30ml	15,600,000	Vials
Oral Liquids	60ml to 100ml	18,000,000	Bottles
	150ml to 200 ml	18,000,000	Bottles
Dry Powder Injection	100mg	22,464,000	Vials



## Dosage Forms Produced at Unit 3

Unit 3 of Lincoln Pharmaceuticals Limited specialises in the production of OSD (Oral Solid Dosage) forms and Dry Powder Injection. The dosage forms produced at this unit include

Description	Size	Annual Capacity	Unit
Tablet (Compression & Coating)		511 lacs	Tablets
Tablet(Granulation)		222768	Kg
Capsule(Filling)		120 lacs	Capsules
Dry Syrup(Filling)		68,14,080	Bottles
Dry Powder Injection	7.5ml, 10ml	4,32,00,000	Vials
Dry Powder Injection	20ml, 30ml	3,00,00,000	Vials



## BOARD OF DIRECTORS

### **Mr. Kishorbhai M. Shah**

Chairman, Non-Executive Director

Mr. Kishor is associated with the company for more than twenty-seven years. His vision and commitment inspire the Board and the core committees of the Company. He has immense experience in International marketing and directing projects across diverse industries and magnitudes.

### **Mr. Mahendra G. Patel**

Managing Director

Mr. Mahendra is a Law Graduate. He is aged about 69 years and has immense and varied experience in corporate planning. He is associated with the Company since incorporation. Under his leadership and Guidance, the Company has flourished and has reached its current position. He mainly looks after export business, legal and financial matters. He handles corporate planning, formulation of strategies, policy decisions, corporate finance, legal matters etc.

His expertise, experience and knowledge has helped the Company to a great extent

### **Mr. Rajnikant G. Patel**

Non-Executive Director

He is a B. Pharm. He is aged about 65 years and is having a rich and varied experience in the Pharma Industry. He is associated with the Company since incorporation. He looks after product development, manufacturing and research and development activities of the Company. He has been instrumental in bringing the Company to its present position.

### **Mr. Hashmukhbhai I. Patel**

Whole Time Director

Mr. Hasmukh is a science graduate. He is aged about 65 years and is having a rich and varied experience in the Pharmaceutical Industry. He manages the entire gamut of domestic marketing as well as the entire sales distribution system of the Company. His experience and knowledge has helped the Company to a great extent.

### **Mr. Munjal M. Patel**

Whole-Time Director

Armed with a degree in Finance from USA and Diploma in investment & Financial Analysis, he is having immense knowledge and great experience of the global Financial Services Sector. He handles International Operations, formulation of strategies, policy decisions, etc. His expertise, experience and knowledge has helped the Company to a great extent.

### **Mr. Ashish R. Patel**

Whole-Time Director

Armed with a degree in Marketing from U.K. and commerce graduate, he is having immense knowledge and great experience in the area of domestic marketing. He mainly looks after Domestic Marketing Operation of the Company. He handles Sales Operation, formulation of strategies, policy decisions, etc. His expertise, experience and knowledge has helped the Company to a great extent.

### **Dr. Pirabhai R. Suthar**

Independent Director

Mr. Pirabhai is M.B.B.S., aged about 77 years. He is associated with the Company for over a period of 2 decades. He possesses a very good knowledge of medicine and the formulations / contents of the medicines. His expertise in medicine and experience has helped the company to a great extent.

### **Dr. Meha Patel**

Independent Director

Ms. Dr. Meha Patel is M.B.B.S. aged about 33 years, she has very good knowledge of medicine and its formulations. Her knowledge related to medicine is instrumental for the growth of the Company.

### **Mr. Saurin J. Parikh**

Independent Director

Mr. Saurin is aged about 52 years, holds a Bachelor degree of Engineering from the Gujarat University. He is having experience of more than 26 years in the field of manufacturing and export of cotton trade like raw cotton, yarn and its byproducts and he has also been instrumental in the areas such as formulation of business policies, strategies, planning and effective implementation of the same. He possesses effective leadership abilities which can lead the Company to achieve success in future.



## SENIOR MANAGEMENT

Name	Designation
Mr. Darshit Shah	Chief Financial Officer
Ms. Trusha Shah*	Company Secretary
Mr. Mayur Khakhar	Vice President- Global International Marketing
Mr. Dhaval Gandhi	I.T Head
Mr. Laxmikant Harsola	Vice President- Technical
Mr. Sanjiv Patel	Senior Manager-Planning & Administration
Mr. Sanjay Bhatt	Senior Manager- operation
Mr. Jayesh Panchal	Vice President- Production
Mr. Amit Dwivedi	Group Marketing Manager
Mr. Anil Verma	Sales and Distributor Head
Mr. Bipin Suthar	Senior Manager –Purchase (P.M)
Mr. Ritesh Patel	Senior Manager- Purchase (R.M)
Ms. Hema Haran**	Manager –H.R
Mr. Bhavesh Patel	Manager- Sales & Admin
Mr. Manoj Rai	Head- Q.A
Mr. Hiren Sonani	Senior Manager-IRA
Mr. Jayesh Patel	Manager- Costing
Mr. Jimit Desai	Senior manager- Import & Export
Mr. Rakesh Vijaykumar Singh***	Deputy General Manager- Q.C

**During the year under the review,**

\*Mr. Niren Desai resigned as a CS w.e.f 19.07.2022 and Ms. Trusha Shah appointed as a CS w.e.f 09.11.2022.

\*\*Ms. Hema Haran resigned w.e.f 12.03.2023.

\*\*\*Mr. Vijay Kella resigned as Deputy General Manager-Q.C w.e.f 08.11.2022 and Mr. Rakesh Vijaykumar Singh appointed as Deputy General Manager w.e.f 08.11.2022.

## COMPANY'S MILESTONES

Lincoln's journey, from upholding international standards to strategic global expansions, reflects the company's commitment to growth and adaptability. The company's investments in innovation and sustainability is an outcome of the forward-looking vision. The company remain dedicated to maintaining this upward trajectory.

### 2016-17

Launched 3 products which are first in India; Entered regulated African & Latin American countries.

### 2015-16

Listed on NSE. Installed windmill 2.1 MW in addition to 0.6 MW in 2009

### 2010-11

Developed and launched 3 NDDS products.

### 2000

Domestic market expansion; covered 80% of Indian market

### 1996-97

Launched IPO and listed on BSE.

### 1984-85

Received WHO-GMP for plant/production unit.

### 1979

Lincoln was incorporated and commences operations as a partnership firm.

### 2017-18

Launched next-generation progesterone therapy – ProlinSpray.

### 2018-19

1 MW solar roof installed; Targeting regulated market inspection.

### 2019-20

Received EU-GMP patent for Diclofenac Rectal Spray

### 2020-21

Becomes net debt free company. Launched Vitamin C + Zinc.

### 2021-22

Acquired plant in Mehsana, Gujarat to launch Cephalo sporin products. Received approval from Australian regulator, TGA for Khatraj plant.

### 2022-23

Three star Export House Certificate from DGFT.

### 2022-23

The company achieves the milestone of Rs. 500 crore in Revenue and Rs. 100 crore Profit Before Tax for the first time.

## AWARDS



1994-95 - Gujarat State Export Award – Gandhinagar for LPL-Naroda



2011-12- Ambaji Padyatra Camp - Lions club of Kalol City



2012- Pharma-Excellence Award for Innovative R&D Co. of the year



2013 - Gujarat SME Excellence Award for Exemplary Achievement in Mfg. sector



2014-15 Outstanding Export Performance Award-MSME Commissionerate Govt. of India Export Award



ICME- Niryat Rattan Award for Indian Council for Small & Medium Exporter



IDMA-Corporate Citizen Award-19.01.2019



IES- Udyog Rattan Award



2014-15 Outstanding Export Performance Award-MSME Commissionerate Govt. of India)

## ACHIEVEMENT

Lincoln Pharmaceuticals Limited achieved significant milestones despite the challenges of the post-pandemic, demonstrating its commitment to growth and innovation.

**Patent Acquisition:** Secured a patent for Diclofenac Rectal Spray, showcasing dedication to R&D and unique product offerings.

**Introduction of New NDDS Formulations:** Developed and introduced novel drug delivery system formulations, emphasising innovation in therapeutic options.

**Renewable Energy Production:** Made strides in sustainable practices by generating renewable energy for captive consumption, aligning with environmental responsibility.

**Expansion in International Markets:** Aggressively expanded operations in Africa and Southeast Asia, strengthening global presence and catering to diverse healthcare needs.

**EU GMP Certification:** Received EU GMP certification, enabling business in the European Union and highlighting adherence to high-quality standards.

**Streamlined Operations:** Synergized and amalgamated Lincoln Parenteral Limited and Lincoln Pharmaceuticals Limited, enhancing competitive strength and operational efficiency.

**API Production and Cephalosporin Plant:** Established an API production unit and a Cephalosporin Plant, enhancing manufacturing capabilities and product offerings.



## GROWTH DRIVERS & OUTLOOK

### CAPEX

The CAPEX (Capital Expenditure) growth drivers of Lincoln Pharmaceuticals are primarily focused on the expansion of the Cephalosporin plant in Mehsana, Gujarat. The company has successfully completed multiple expansion projects at this plant, and commercial production is anticipated to commence in the near future.

The Cephalosporin plant is expected to make a significant contribution to the company's sales, with an estimated revenue of around Rs. 150 crore over the next three years. This expansion aligns with Lincoln Pharmaceuticals' strategic vision and aims to enhance its product portfolio, particularly in the Cephalosporin product category, which includes tablets, capsules, dry syrups, and injectables.

By investing in the expansion of the Cephalosporin plant, Lincoln Pharmaceuticals aims to cater to the growing demand for these products and further strengthen its market presence in the pharmaceutical industry.

**The Cephalosporin plant is expected to contribute Rs. 150 crore over the next three years**

### Strong Finances

The liquidity position of Lincoln Pharmaceuticals is built on a solid foundation, bolstered by robust cash accruals, a net debt-free status, and favourable return ratios. In FY23, the company achieved impressive financial metrics, with a healthy Return on Capital Employed (ROCE) of 19.9%, a Return on Net Worth (RONW) of 14.5%, and a Net Profit margin of 14.8%.

Furthermore, the book value per share stood at Rs. 250.86 as of March 31, 2023, indicating the intrinsic value of the company's shares based on its financial position. Additionally, the company maintains a strong liquidity position.

<b>19.9%</b>	<b>14.5%</b>	<b>14.8%</b>
RoCE	RoNW	Net Profit margin

### Export Network

In the near future, Lincoln Pharmaceuticals plans to initiate exports to the European Union (EU), opening up new opportunities for the company in this lucrative market. The company already exports its products to 60 countries and aims to expand its export network to more than 90 countries.

An important milestone for the company was the approval from Australia's Therapeutic Goods Administration (TGA) for its Khatraj Plant. This approval and the EU Good Manufacturing Practices (GMP) approval will further enhance Lincoln Pharmaceuticals' credibility and presence in global markets.

**From the current 60, the company aims to expand its export network to more than 90 countries.**

### New Product

The company achieved a significant milestone by receiving approval from WHO-GMP for Tablet, Capsule, and dry-powder Suspension products at the Cephalosporin plant located in Mehsana, Gujarat. This certification highlights the company's adherence to high-quality manufacturing practices.

In FY23, launched 18 new products in the domestic market. Additionally, the company filed 130 dossiers in the export market, indicating its efforts to expand its global presence and cater to the needs of international customers.

The company aims to further strengthen its portfolio in the lifestyle and chronic segments, with a specific focus on women's healthcare and dermatology. This strategic move complements the company's existing strong presence in the acute segment, enabling to cater to a wider range of therapeutic areas and enhance its overall market position.

**The company aims further to strengthen its portfolio in the lifestyle and chronic segments**



## CORPORATE INFORMATION

### Board of Directors

**Mr. Kishor M. Shah**

Non-Executive Chairman

**Mr. Mahendra G. Patel**

Managing Director

**Mr. Hashmukh I. Patel**

Whole Time Director

**Mr. Munjal M. Patel**

Whole Time Director

**Mr. Ashish R. Patel**

Whole Time Director

**Mr. Anand A. Patel**

Whole Time Director

(w.e.f 09.08.2022 & upto 25.05.2023)

**Mr. Arvind G. Patel**

Non-Executive Director

(upto 09.08.2022)

**Mr. Rajnikant G. Patel**

Non-Executive Director

**Mr. Ishwarlal A. Patel**

Independent Director

(upto 04.12.2022)

**Mr. Pirabhai R. Suthar**

Independent Director

**Ms. Meha Patel**

Independent Director

**Mr. Saurin J. Parikh**

Independent Director

### Chief Financial Officer

**Mr. Darshit A. Shah**

### Company Secretary & Compliance Officer

**Ms. Trusha K. Shah (w.e.f 10.11.2022)**

### Auditors

**M/s. Samir M. Shah & Associates.**

Chartered Accountants,

[Statutory Auditor]

**M/s. Kiran J. Mehta & Co.**

Cost Accountants

[Cost Auditor]

**M/s. Vishwas Sharma & Associates**

Practicing Company Secretary

[Secretarial Auditor]

### Banker

State Bank of India

Yes Bank

### Corporate Identity Number (CIN)

L24230GJ1995PLC024288

### ISIN

INE405C01035

### Registered Office

"LINCOLN HOUSE",

Behind Satyam Complex,

Science City Road, Sola,

Ahmedabad-380060.

Ph. No.: +91-79-4107-8000,

Fax: +91-79-4107-8062,

Email ID: info@lincolnpharma.com,

Website: www.lincolnpharma.com.

### Registrar and Share Transfer Agent

**Link Intime India Private Limited**

5th Floor, 506-508, Amarnath Business Centre-1,

Beside Gala Business Centre,

Near St. Xavier's Collage Corner,

Off C. G. Road, Navrangpura,

Ahmedabad-380009.

Ph. No.: +91-79-30002684 /

+91-79-26465179

Email ID: ahmedabad@linkintime.co.in

### Plant 1

10,11,12,13 Trimul Estate,

At. Khatraj, Ta-Kalol,

District-Gandhinagar, Gujarat.

Ph. No.: +91-79-4913-5000

Email ID: khatraj@lincolnpharma.com

### Plant 2

Survey no. 410/1, Baliyasan,

B/h, Sanku's Water Park,

Mehsana-Ahmedabad Highway Road,

Mehsana-382732

Gujarat, India.

Ph. No.: +91-7096523657

Email ID: info@lincolnpharma.com

## MANAGEMENT DISCUSSION & ANALYSIS

### Global Pharmaceutical Industry

In 2022, the global pharmaceutical and biotech sector experienced a resurgence of innovation-driven growth as demand normalised after Covid-related disruptions. While new treatments thrived, they faced increased regulatory attention regarding access and drug pricing. Business models in the industry specialised around three core pillars: innovative pharma, generics, and consumer health, streamlining operations and focusing on core strengths. Active portfolio management, targeted M&A, and divestments allowed companies to allocate resources for innovation. Research and development productivity became vital, prompting a more selective approach with partnerships favoured over outright M&A. Despite public financial pressure, most Fitch-rated global pharma companies entered 2023 with comfortable rating headroom, aided by the simplification of business models. Total debt/EBITDA was projected to trend back to historical averages by 2024, and cash flow generation was expected to remain stable. The sector's rebound offered significant investment opportunities, attracting private equity capital, particularly in consolidating European markets.

Based on the provided data on Global Pharmaceuticals' by Fitch Rating, the mean credit metrics for the years 2021 to 2024 (advance forecast) the performance and projection of the global pharma industry is as follows:

**Revenue Growth:** The global pharmaceutical industry experienced robust revenue growth in 2021, with a significant increase of 7.1%. However, the growth rate slowed down in the subsequent years, with projected figures of 3.2% for 2022, 3.5% for 2023, and 4.2% for 2024. This deceleration suggests that the industry faced challenges in sustaining the high growth rate from 2021, possibly due to increasing competition, regulatory hurdles, or market saturation.

**EBITDA Margin:** The EBITDA margin, a measure of a company's operating profitability, remained relatively stable over the forecast period. It started at 32.4% in 2021 and projected decreased to 30.3% in 2024. This decline in EBITDA margin could be attributed to various factors, including rising operating costs, pricing pressures, or the need for increased investments in research and development for innovation.

**FCF Margin:** The Free Cash Flow (FCF) margin, which indicates the amount of cash generated after accounting for capital expenditures, showed a decreasing trend over the years. Starting at 11.3% in 2021, it was projected to decline to 8.4% in 2024. This suggests that the industry faced challenges in maintaining

healthy cash flow levels, possibly due to higher capital expenditures or increased debt obligations.

**Leverage:** The leverage ratio, which measures the level of a company's debt relative to its EBITDA, remained stable throughout the forecast period, hovering around 2.2 to 2.3 times. This indicates that the industry maintained a relatively conservative approach to debt management, with a consistent level of leverage.

Overall, the data suggests that the global pharmaceutical industry experienced strong revenue growth in 2021 but faced challenges in maintaining the same growth momentum in the subsequent years. As the EBITDA margin indicates, the industry's profitability also saw a slight decline over the forecast period, potentially due to increased costs and competitive pressures. Additionally, the decreasing Free Cash Flow margin indicates that companies may have encountered difficulties in generating sufficient cash flow after accounting for capital investments. However, the industry's prudent approach to debt management is evident from the stable leverage ratio, indicating a cautious financial stance.

### Indian Pharmaceutical Industry

India is renowned as the largest provider of generic drugs globally, offering affordable vaccines and generic medications. Over time, the Indian Pharmaceutical industry has evolved into a thriving sector, experiencing a Compound Annual Growth Rate (CAGR) of 9.43% for the past nine years. Major segments of the Indian pharma industry include generic drugs, over-the-counter medications, bulk drugs, vaccines, contract research & manufacturing, biosimilars, and biologics. Notably, India stands as the third-largest producer of pharmaceuticals by volume. The country's pharmaceutical manufacturing facilities hold a significant distinction, with the highest number of US Food and Drug Administration (USFDA) compliant facilities globally, and its 500 Active Pharmaceutical Ingredient (API) producers collectively contributing around 8% of the worldwide API market.

The Indian pharmaceutical sector plays a vital role in meeting global healthcare demands, supplying over 50% of the world's vaccines, 40% of generic drugs in the US, and 25% of all medicines in the UK. Domestically, the industry boasts an extensive network of approximately 3,000 drug companies and 10,500 manufacturing units. India's position in the global pharmaceuticals sector remains significant, with ample potential for further growth. Notably, Indian pharmaceutical firms supply more than 80% of the antiretroviral drugs used globally to combat AIDS, reinforcing India's reputation as the "pharmacy of

the world” due to its low-cost, high-quality medicines. Forecasts indicate a promising future, with the Indian pharmaceutical market estimated to reach US\$ 130 billion by the end of 2030. Despite global challenges, India’s pharmaceutical industry has demonstrated resilience, with robust growth rates and increasing contributions to the country’s GDP.

### Pharma Exports from India:

India’s pharmaceutical exports have demonstrated resilience and continued their upward trajectory, reaching an impressive \$25.3 billion, approximately Rs 2,08,231 crore, in the financial year 2022-23, as reported by the Pharmaceuticals Export Promotion Council of India (Pharmexcil), a division of the Ministry of Commerce and Industry. Amidst occasional setbacks and fluctuations in growth rates, the industry’s steadfastness prevailed, witnessing growth in eight months and encountering a decline in four months. Despite these challenges, the sector surpassed its previous record of \$24.5 billion (about 2,01,673 crore) by an encouraging 3.25%. The industry aims to bolster its standing as a reliable and reputable supplier of high-quality pharmaceutical products in the global market, emphasising continuous improvement and adherence to stringent quality standards.

### About the Company

Lincoln Pharmaceuticals Limited is a dynamic and forward-thinking pharmaceutical manufacturer dedicated to driving progress within the industry through groundbreaking innovation, adept business strategies, and utmost customer satisfaction. As a leading producer of pharmaceuticals, we specialise in manufacturing and promoting a wide range of therapeutic molecules in line with WHO-GMP guidelines, catering to both domestic and international markets. Our premium-quality drugs are developed with the highest standards and are made available at highly competitive prices to serve the wider population.

Established in 1979, our company has emerged as a prominent player in the field of branded generics, renowned for providing affordable and innovative medicines that contribute to healthier lives. With our state-of-the-art R&D and manufacturing facilities in Ahmedabad, we are steadfastly working towards our vision of “Healthcare for All.” Notably, our manufacturing units have been granted European Union (EU) GMP certification, granting us marketing rights for our products in all 27 EU member nations and access to the European Economic Area (EEA) countries.

Lincoln Pharmaceuticals Limited sets itself apart in the industry with its cutting-edge R&D capabilities, spearheaded by a team

of over 40 dedicated scientists. Our ongoing commitment to research has resulted in the filing of 25+ patents and the receipt of seven patents. Recognised by the Department of Scientific and Technology and the Government of India, our advanced devices and equipment enable comprehensive internal physical, chemical, and microbiological analyses of all our products.

At the forefront of pharmaceutical manufacturing, we specialise in a diverse portfolio of products, including Tablets, Capsules, Dry Syrup, Liquid Vials, Injectables, and Ointments. In addition to our strong presence in the acute segment, we are also expanding our portfolio in lifestyle and chronic segments, particularly focusing on women’s healthcare and dermatology.

Our dedication to global outreach is evident through our presence in over 60 countries, with a well-established export network and a robust domestic market presence. With a strong field force and strategic partnerships, we continue to serve numerous markets worldwide. Moreover, our commitment to innovation is reflected in our numerous patent applications and awarded patents.

At our cutting-edge R&D centre, our skilled Formulation Development team works diligently on new active substances, and generics, troubleshooting existing products, and developing patent non-infringing products, particularly tailored for emerging markets and the domestic market. We have a comprehensive range of pharmaceutical dosage forms, including Immediate-release tablets, Delayed release tablets, Extended-release tablets, Hard gelatin Capsules, Soft gelatin capsules, Liquid orals – syrup, Dry syrup, Powder in sachet, Suspension, Semi-solid – Creams, Gel, Ointments, Small & Large volume parental, Oral & Topical sprays formulations, etc.

**Khatrij Plant:** Lincoln Pharma’s Khatrij Plants Dist. Gandhinagar having two units in Gujarat boasts provide best-in-class facilities and certifications, making it a standout in the pharmaceutical industry. The plant is certified with EU-GMP, WHO-GMP, TGA, ISO-9001:2015, ISO-14001:2015 and ISO-45001:2018 and guarantees top-notch quality and compliance with international standards. The R&D center, approved by the Government of India, houses a team of over 30 dedicated scientists focused on innovation and research. Emphasising sustainability, the plant incorporates green energy solutions, including windmills and 1MW solar roof that collectively produce 65% of the company’s energy consumption. The manufacturing capabilities at Khatrij Plant comes with an extensive annual capacity for various dosage forms. From tablets, capsules, and bottles to tubes, oral liquids, and vials, the plant demonstrates versatility and efficiency in

catering to diverse healthcare needs. With Lincoln Pharma's commitment to cutting-edge technology and sustainable practices, the Khatraj Plant stands as a symbol of excellence in pharmaceutical manufacturing.

**Mehsana Plant:** Located in Mehsana, Gujarat, our pharmaceutical manufacturing unit offers best-in-class facilities and certifications, making it a trusted choice in the industry. The facility holds WHO GMP certification, ensuring adherence to stringent global quality standards, and is also ISO 9001:2015 certified, reflecting our commitment to maintaining excellence in operations. Our unit is equipped with a dedicated Research and Development (R&D) center, staffed by a team of more than 10 skilled scientists. Their expertise and innovative approach drive our constant pursuit of breakthroughs and new pharmaceutical advancements. Our facility caters to various dosage forms, including tablets, capsules, bottles, vials, and tubes.

#### Highlights of the company:

##### Company Overview:

Established in 1979  
 Developed 600 formulations in 15 therapeutic areas  
 The product portfolio includes 1700 registered products and 700 in the pipeline  
 Manufacturing facilities in Khatraj, and Mehsana in Gujarat  
 Exports contribute 57.4% in FY23; Domestic Sales contribute 42.6%  
 Listed on BSE in 1996 and NSE in 2015

##### Research & Development:

Awarded 7 patents and filed 25+ patent applications  
 DSIR-approved R&D facilities  
 75 R&D professionals, including 30 scientists  
 Focused areas include the anti-effective, respiratory system, gynaecology, cardio & CNS, anti-diabetic, and anti-malaria among others

##### Financials & Ratings:

Market capitalisation of Rs. 678 crores as of 31 Mar 2023  
 5-year net profit CAGR of 16%  
 Cash and cash equivalents at Rs. 5.05 crore as of 31 Mar 2023  
 Team strength of approx 1,700 employees  
 FY23 Total Income at Rs. 532.8 Crore & PAT at Rs. 72.9 crore  
 CRISIL upgraded ratings to CRISIL/A/Stable/CRISIL A1  
 ICRA reaffirmed long-term and short-term bank facilities ratings

to A and A1 respectively

##### Global Presence:

Exports to 60 plus countries currently, with plans to expand to 90 countries in the next 2-3 years

Major export markets include East & West Africa, Central Latin America, and South East Asia

EU GMP, WHO GMP, TGA, and ISO 9001:2015 certified

##### Sustainability & Green Initiatives:

Green facility producing 65% of energy consumption through renewable Solar Wind Project

Book Value is Rs. 250.86 per share as of 31 Mar 2023

##### Domestic and Exports Sales

In FY23, Company demonstrated a well-balanced revenue distribution between domestic and export markets. Domestic sales amounted to Rs. 220.34 crore, constituting 43.2% of the total revenue. The company's strong presence across 26 states in India indicates a significant market penetration within the country. On the other hand, the export sales for FY23 reached Rs. 293.11 crore, contributing 57.4% to the total revenue. Lincoln Pharma's expansive global reach spans over 60+ countries, encompassing key regions such as Europe, Latin America, Africa, Asia Pacific, and South East Asia. This extensive international presence highlights the company's successful efforts in establishing a strong foothold in diverse and competitive markets worldwide. With a balanced revenue mix and a robust distribution network, Lincoln Pharma is well-positioned for continued growth and success in both domestic and global markets.

##### Review of Performance

Lincoln Pharma's FY23 annual performance exhibited steady growth across multiple financial metrics, including Total Income, EBITDA, PBT, PAT, and Basic EPS. The positive performance showcases the company's ability to adapt to market dynamics, capitalise on opportunities, and maintain its growth trajectory. However, further in-depth analysis, including a comparison with industry peers and market trends, would be required to comprehensively understand Lincoln Pharma's performance in the context of the broader pharmaceutical sector.

##### Total Income:

The total income for FY23 increased to Rs. 532.8 crore, showing a significant growth of 10.5% compared to FY22.

### EBITDA (Earnings Before Interest, Taxes, Depreciation, and Amortization):

The EBITDA for FY23 reached Rs. 111.7 crore, registering a growth of 5.9% compared to FY22.

### PBT (Profit Before Tax):

The PBT for FY23 amounted to Rs. 100.5 crore, reflecting a growth of 4.7% compared to FY22.

### PAT (Profit After Tax):

The PAT for FY23 reached Rs. 72.9 crore, representing a growth of 5.1% compared to FY22.

### Basic EPS (Earnings Per Share):

The Basic EPS for FY23 stood at Rs. 36.4, reflecting a growth of 5.1% compared to FY22.

### Ratios:

EBITDA Margin:	PAT Margin :
- FY22: 21.9%	-FY22 : 14.4%
- FY23: 21.0%	-FY23 : 13.7%

Return on Capital Employed (ROCE)	Return on Net Worth (RONW)
- FY22: 21.9%	-FY22: 16.0%
- FY23: 19.9%	-FY23: 14.5%

### Growth Plans and Outlook

Lincoln Pharma is strategically positioning itself for substantial growth and expansion in the pharmaceutical industry. With successful expansion initiatives at the Cephalosporin plant in Mehsana, Gujarat, the company anticipates commencing commercial production very soon. This plant is projected to contribute approximately Rs. 150 crore sales over the next three years. Moreover, Lincoln Pharma is poised to extend its global footprint, with plans to start exporting to the EU soon. The company aims to enhance its export network to cover over 90 countries, up from the current 60. The recent approval from Australia's Therapeutic Goods Administration (TGA) for the Khatraj Plant and existing WHO-GMP approvals reinforces its presence in the international markets. Supported by healthy cash accruals, a net debt-free status, and strong return ratios, the company's liquidity position stands on a robust foundation.

Additionally, the company remains committed to expanding its product portfolio, especially in lifestyle, women's healthcare, and dermatology segments, while maintaining a dominant presence in the acute segment.

In FY23, Lincoln Pharma achieved significant milestones, surpassing Rs. 500 crore in revenue and Rs. 100 crore in Profit Before Tax (PBT) for the first time. The upcoming commercial operations of the Cephalosporin Plant and export opportunities to the EU and Australia are expected to fuel the company's growth further. Lincoln Pharma aims to sustain healthy growth in sales, EBITDA, and net profit margins while maintaining its 'Net Debt Free' status. Looking ahead, the company has set ambitious targets, striving to achieve Rs. 750 crore in revenue by FY26, while concurrently focusing on maintaining or enhancing its margins. These growth plans and positive outlook underscore Lincoln Pharma's commitment to advancing its position as a key player in the pharmaceutical industry and expanding its global market presence.

### Risk Management

Apart from the general business risks and industry-related risks, there would be several other risks such as foreign exchange fluctuations, regulatory policy changes etc. As and when the risk is identified the same will be reviewed at the concerned department level to take necessary steps or will be brought to the notice of management to address the issue. The management aims to provide confidence to the stakeholders that the Company's risks are known and well managed. Further to this, the Company also focuses on protecting the environment and growing its awareness. Additionally, various other cost controlling measures have been taken to focus on the cost control.

### Statement on Internal Control Systems

The internal control systems of Lincoln Pharmaceuticals Ltd, as described in this statutory statement, play a crucial role in upholding the integrity of our operations. These systems are meticulously crafted to ensure the accuracy and reliability of our financial reporting and fortify the protection of our valuable assets. By promoting operational efficiency and adherence to applicable legal and regulatory frameworks, these systems are a cornerstone of our commitment to ethical business practices. Our comprehensive approach encompasses various components, including fostering a positive control environment, conducting thorough risk assessments, implementing robust control activities, maintaining effective information and communication

channels, and diligently monitoring the systems' performance. The ultimate responsibility for the success of these internal control mechanisms rests with our dedicated Board of Directors and capable senior management, who consistently oversee their development, implementation, and overall effectiveness. While these systems are designed to provide reasonable assurance, we acknowledge that unforeseen circumstances and evolving risks can influence their efficacy. With this statement, we aim to provide stakeholders with insights into our steadfast dedication to maintaining a robust internal control framework.

#### Cautionary Statement

Statements in this Management Discussion and Analysis Report describing the Company's objectives, estimates etc. may be "Forward looking statements" within the applicable laws and regulations. Actual results may vary from these expressed or implied; several factors that may affect Company's operations include Dependency on telecommunication and information technology system, Government policy and several other factors.

The Company takes no responsibility for any consequences of the decisions made, based on such statements and holds no obligation to update these in future.

#### KEY FINANCIAL RATIOS

SR NO.	Particulars	2022-23	2021-22
1.	Debtors Turnover (Days)	97	89
2.	Inventory Turnover (Days)	106	121
3.	Interest Coverage Ratio (Times)	55.03	72.69
4.	Current Ratio (Times)	5.09	3.91
5.	Debt Equity Ratio (Times)	NIL	NIL
6.	Operating Profit Margin (%)	41.9%	43.9%
7.	Net Profit Margin (%)	13.7%	14.4%
8.	Return on Net Worth (%)	14.5%	16.0%



## NOTICE

**NOTICE** is hereby given that the 29<sup>th</sup> (Twenty Ninth) Annual General Meeting (“**AGM**”) of the members of **Lincoln Pharmaceuticals Limited** (“the Company” or “**LPL**”) will be held on Saturday, September 30, 2023 at 11:00 a.m. (IST) through Video Conference (“**VC**”) or Other Audio Visual Means (“**OAVM**”) to transact the following businesses. The venue of the AGM shall be deemed to be the registered office of the Company i.e. at “**LINCOLN HOUSE**”, Behind Satyam Complex, Science City Road, Sola, Ahmedabad, Gujarat – 380060, India.

### **ORDINARY BUSINESSES:**

1. **To receive, consider and adopt** the audited Standalone and Consolidated financial statements of the Company for the financial year ended March 31, 2023, the reports of Board of Directors and Auditors thereon; and if thought fit, to pass with or without modification(s), the following resolution as an Ordinary Resolution:

**“RESOLVED THAT** the Standalone and Consolidated Audited Financial Statements of the Company for the financial year ended March 31, 2023, the reports of Board of Directors and the Auditors thereon, be and are hereby received, considered and adopted.”

2. **To declare dividend** of ₹ 1.50/- (15%) per equity share for the financial year 2022-2023.
3. **To appoint a Director in place of Mr. Rajanikant Gulabdas Patel (DIN: 00104786), who retires by rotation and being eligible offers himself for re-appointment as a Director:**

To consider and, if thought fit, to pass the following Resolution as an Ordinary Resolution:

**“RESOLVED THAT** Mr. Rajanikant Gulabdas Patel (DIN: 00104786), Director of the Company, who retires by rotation at 29<sup>th</sup> Annual General Meeting of the Company and being eligible for re-appointment, be and is hereby re-appointed as a Director of the Company, who shall be liable to retire by rotation.”

4. **To appoint a Director in place of Mr. Hashmukh I. Patel [DIN: 00104834], who retires by rotation and being eligible offers himself for re-appointment as a Director:**

To consider and, if thought fit, to pass the following Resolution as an Ordinary Resolution:

**“RESOLVED THAT** Mr. Hashmukh I. Patel [DIN: 00104834], Whole Time Director of the Company, who retires by rotation at 29<sup>th</sup> Annual General Meeting of the Company and being eligible for re-appointment, be and is hereby re-appointed as Director of the Company, who shall be liable to retire by rotation.”

### **SPECIAL BUSINESS:**

5. To consider and if thought fit, to pass with or without modification(s), the following resolution as an **ORDINARY RESOLUTION: -**

**RESOLVED THAT** pursuant to provisions of section 148 (3) and other applicable provisions, if any, of the Act read with the Companies (Audit and Auditors) Rules, 2014 and the Companies (Cost Records and Audit) Rules, 2014, (including any statutory modification(s) or re-enactment(s) thereof for the time being in force), the consent of the members be and is hereby accorded to ratify the payment of remuneration of ₹ 2,00,000/- (Rupees Two Lakh Only) p.a. plus goods and service tax and out of pocket expense at actual to Kiran J. Mehta & Co., Cost Accountants (FRN: 000025), Ahmedabad who were appointed by the board of directors as cost auditors to conduct the audit of cost records maintained by the Company pertaining to products manufactured by the Company for the financial year ended on March 31, 2024.

**By Order of the Board  
For Lincoln Pharmaceuticals Limited**

**Trusha Shah  
Company Secretary  
Membership No. A59416**

**Place: Ahmedabad  
Date: August 10, 2023**

**Registered Office:**  
“LINCOLN HOUSE”, Behind Satyam Complex,  
Science City Road, Sola, Ahmedabad,  
Gujarat – 380 060, India.

**NOTES:**

1. The Ministry of Corporate Affairs (MCA) has vide General Circular No. 10/2022 dated December 28, 2022, General Circular No. 02/2022 dated May 5, 2022 read with General Circular No. 02/2021 dated January 13, 2021, General Circular No. 14/2020 dated April 8, 2020, General Circular No. 17/2020 dated April 13, 2020, General Circular No. 20/2020 dated May 5, 2020, General Circular No. 10/2021 dated June 23, 2021, General Circular No. 20/2021 dated December 8, 2021 (collectively "MCA Circulars") and Securities and Exchange Board of India ("SEBI") Circular No. SEBI/HO/CFD/PoD-2/P/CIR/2023/4 dated 5th January 2023 and other relevant circulars issued by the SEBI permitted Companies to conduct Annual General Meeting (AGM) through video conferencing (VC) or other audio visual means (OAVM), subject to compliance of various conditions mentioned therein. In compliance with the MCA Circulars and applicable provisions of Companies Act, 2013 and SEBI (Listing Obligations and Disclosure Requirements) Regulations, 2015, the 29<sup>th</sup> AGM of the Company is being convened and conducted through VC or OAVM, without the physical presence of the members at a common venue.

As AGM is being held pursuant to the MCA and SEBI Circulars through VC / OAVM, the facility to appoint proxy will not be required for the AGM and hence the proxy form and attendance slip are not annexed to this Notice. Also, the route map is not annexed to this Notice. However, in pursuance of Section 112 and Section 113 of the Act, representatives of the Members such as the President of India or the Governor of a State or Body Corporates is entitled to appoint authorised representative to attend the AGM through VC / OAVM and participate thereat and cast their votes through e-voting.

2. Institutional / corporate shareholders (i.e. other than individual / HUF, NRI etc.) are required to send a scanned copy of board resolution / authorization letter for authorizing the representative to attend the AGM of the Company through VC / OAVM on its behalf and to cast their vote through remote e-voting. The said board resolution / authorization letter shall be sent to Parikh Dave & Associates, the Scrutinizer, appointed by the Board, by email on their registered email address to [evoting@parikhdave.com](mailto:evoting@parikhdave.com).
3. The Explanatory Statement pursuant to provision of section 102(1) of the Act, Secretarial Standard – 2 on General

Meetings and SEBI Listing Regulations in respect of the special businesses is annexed hereto.

4. In compliance with the MCA and SEBI Circulars, Notice of the 29<sup>th</sup> AGM along with the Annual Report 2022-2023 is being sent through electronic mode only to those Members whose E-Mail address is registered with the Company's Registrar and Share Transfer Agent ("RTA") / Depository Participants ("DPs") as on Friday, September 01, 2023. Members may note that the Notice of AGM and the Annual Report of the Company for the financial year 2022-2023 is uploaded on the Company's website [www.lincolnpharma.com](http://www.lincolnpharma.com) and may be accessed by the members and will also be available on the website of the Stock Exchanges i.e. BSE Limited and National Stock Exchange of India Limited at [www.bseindia.com](http://www.bseindia.com) and [www.nseindia.com](http://www.nseindia.com) respectively. Members who have not registered their email addresses are requested to register the same with the Company / RTA / respective DPs. This may be treated as an advance opportunity in terms of proviso to Rule 18 (3) (i) of the Companies (Management and Administration) Rules, 2014.
5. To support the "Green Initiative", the members who have not registered their e-mail addresses so far, are requested to register their e-mail address for receiving all communication including Annual Report, Notices, Circulars, etc. from the Company electronically.
6. Members are requested to intimate changes, if any, pertaining to their name, postal address, email address, telephone / mobile numbers, Permanent Account Number (PAN), mandates, nominations, power of attorney, bank details such as, name of the bank and branch details, bank account number, MICR code, IFSC code, etc., to their DPs in case the shares are held by them in electronic form and to Link Intime India Private Limited (RTA), Ahmedabad in case the shares are held by them in physical form.
7. The Register of Members and Share Transfer Book of the Company will remain closed from Saturday, September 16, 2023 to Saturday, September 30, 2023 (both days inclusive) for the purpose of AGM and to determine the list of members entitled to receive dividend, if approved by the shareholders at the AGM. In view of the above book closure date, the members holding shares as on September 15, 2023 will be entitled to receive the Dividend.
8. The Board of Directors has recommended a dividend of ₹ 1.50/- per fully paid-up equity share (i.e. 15%) of ₹ 10/-

## NOTICE (Contd...)

each for the financial year ended on March 31, 2023. The members holding shares on record date i.e. the date prior to the commencement of the book closure, will only be entitled to receive the final dividend, if approved by the members at the AGM. The dividend, once approved by the members at the AGM, will be paid within statutory time limit of 30 days, through direct credit to the bank account or send demand drafts / cheques as per permitted mode.

9. Members may note that the Income Tax Act, 1961, ("the IT Act") as amended by the Finance Act, 2020, mandates that dividends paid / distributed by a company after April 01, 2020 shall be taxable in the hands of members. The Company shall therefore be required to deduct tax at source (TDS) at the time of making the payment of final dividend. In order to enable us to determine the appropriate TDS rate as applicable, members are requested to submit the following documents in accordance with the provisions of the IT Act. For resident shareholders, taxes shall be deducted at source under Section 194 of the IT Act as follows:
- Members having valid PAN – 10% or as notified by the Government of India
  - Members not having PAN / valid PAN – 20% or as notified by the Government of India

However, no tax shall be deducted on the dividend payable to a resident individual if the total dividend to be received by them during financial year 2022-2023 does not exceed ₹5,000 (rupees five thousand) and also in cases where members provide Form 15G / Form 15H (applicable to individuals aged 60 years or more) subject to conditions specified under the IT Act. Resident shareholders may also submit any other document as prescribed under the IT Act to claim a lower / NIL withholding tax. Registered members may also submit any other document as prescribed under the IT Act to claim a lower/ NIL withholding tax. PAN is mandatory for members providing Form 15G /15H or any other document as mentioned above.

For non-resident shareholders, taxes are required to be withheld in accordance with the provisions of Section 195 and other applicable sections of the IT Act, at the rates in force. The withholding tax shall be at the rate of 20% (plus applicable surcharge and cess) or as notified by the Government of India on the amount of dividend payable. However, as per Section 90 of the IT Act, non-resident shareholders have the option to be governed by

the provisions of the double tax avoidance agreement (DTAA) between India and the country of tax residence of the member, if they are more beneficial to them. For this purpose, i.e. to avail the benefits under the DTAA, non-resident shareholders will have to provide the following: Copy of the PAN card allotted by the Indian Income Tax authorities duly attested by the member Copy of Tax Residency Certificate (TRC) for the FY 2022-2023 obtained from the revenue authorities of the country of tax residence, duly attested by member Self declaration in Form 10F Self-declaration by the shareholder of having no permanent establishment in India in accordance with the applicable tax treaty Self declaration of beneficial ownership by the non resident shareholder Any other documents as prescribed under the IT Act for lower withholding of taxes if applicable, duly attested by member.

In case of Foreign Institutional Investors / Foreign Portfolio Investors, tax will be deducted under Section 196D of the IT Act @ 20% (plus applicable surcharge and cess).

The aforesaid documents such as Form 15G / 15H, documents under section 196, 197A, FPI Registration Certificate, Tax Residency Certificate, Lower Tax certificate etc. can be uploaded on the link <https://web.linkintime.co.in/client-downloads.html> on or before September 14, 2023 to enable the Company to determine the appropriate TDS / withholding tax rate applicable. Any communication on the tax determination / deduction received post September 14, 2023 shall not be considered.

10. The Board of Directors of the Company has appointed Mr. Umesh Parikh (FCS No. - 4152; CP No. 2413), or failing him Mr. Uday Dave (FCS No. 6545; CP No. 7158) Partners of M/s. Parikh Dave & Associates, Practicing Company Secretaries as the Scrutinizer to scrutinize the remote e-voting process and voting through electronic voting system at the AGM in a fair and transparent manner.
11. The Scrutinizer will, after the conclusion of e-voting at the AGM, scrutinize the votes casted at the Meeting, votes casted through remote e-voting, make a consolidated scrutinizer's report and submit the same to the chairperson or a person authorized by him in writing, who shall countersign the same and declare the results (consolidated) within two working days from the conclusion of the AGM.
12. Members attending the AGM through VC/OAVM shall be counted for the purpose of reckoning the quorum under Section 103 of the Companies Act, 2013.

## NOTICE (Contd...)

13. The result declared along with the scrutinizers report displayed on the Company's website at [www.lincolnpharma.com](http://www.lincolnpharma.com) and upload on the website of BSE Limited at [www.bseindia.com](http://www.bseindia.com) and the website of National Stock Exchange of India Limited at [www.nseindia.com](http://www.nseindia.com) also on the website of CDSL e-voting at [www.evoting.cdslindia.com](http://www.evoting.cdslindia.com) immediately after the declaration of results.
14. SEBI, vide its Circular dated 3rd November, 2021, as amended from time to time, had made it mandatory for holders of physical securities to furnish PAN, KYC and Nomination/Opt-out of Nomination details to avail any investor service. The timeline provided by SEBI to furnish / update the above details was 31<sup>st</sup> March, 2023, which has now been extended till 30<sup>th</sup> September, 2023. The salient features and requirements of the circular are as follows:
- If case of Non- Updation of KYC:** Folios wherein any ONE of the cited details / documents, (i.e PAN, Address with PIN code, Email address, Mobile Number, Bank Account details, Specimen Signature and Nomination) are not available on or after October 01, 2023, shall be frozen as per SEBI circular. The securities in the frozen folios shall be eligible to lodge any grievance or avail service request from the RTA only after furnishing the complete documents / details as aforesaid. And eligible for any payment including dividend, interest or redemption payment only through electronic mode upon complying with the above stated requirements.
  - The relevant formats for Nomination and Updation of KYC details viz; Forms ISR-1, ISR-2, ISR-3, SH-13, SH-14 and SEBI circular are available on Company website as well as the website of RTA. Original cancelled cheque leaf bearing the name of the first holder failing which first security holder is required to submit copy of bank passbook / statement attested by the bank which is mandatory for registering the new bank details.
  - Mandatory Linkage of PAN with Aadhaar:** As per the Central Board of Direct Taxes (CBDT), it was mandatory to link PAN with Aadhaar number by June 30, 2023. A communication in this regard was already sent to physical shareholders. Post June 30, 2023, RTAs have accepted only valid PANs and the ones which are linked to the Aadhaar number. The folios in which PAN was / were not valid as on the notified cut-off date of June 30, 2023, have been frozen.
- In view of the above, we request you to submit the KYC Form, duly completed along with Investor Service Request Form (ISR) – 1 and the required supporting documents as stated in Form ISR-1 at the earliest with Link Intime India Private Limited, Ahmedabad.
- Necessary communication through letters have been sent to all the physical shareholders in this regard on May 22, 2023.
15. In terms of Regulation 40(1) of SEBI Listing Regulations, as amended from time to time, transfer, transmission and transposition of securities shall be effected only in dematerialized form. In view of the same and to eliminate all risks associated with physical shares and avail various benefits of dematerialization, Members are advised to dematerialize the shares held by them in physical form. Members can contact the Company or Link Intime Private Limited, for assistance in this regard.
16. As per the provisions of Section 72 of the Act, the facility for making nomination is available for the Members in respect of the shares held by them. Members who have not yet registered their nomination are requested to register the same by submitting Form No. SH-13. If a Member desires to opt out or cancel the earlier nomination and record a fresh nomination, he/she may submit the same in Form ISR-3 or SH-14 as the case may be. The said forms can be downloaded from the Company's website <https://www.lincolnpharma.com/investor/other-disclosures/kyc-compliance/>. Members are requested to submit the said details to their DP in case the shares are held by them in dematerialized form and to Link Intime Private Limited in case the shares are held in physical form.
17. All the relevant documents referred to in this Notice will be available for inspection in the electronic mode up to the date of AGM and will also be available for inspection electronically by the Members during the AGM. Members seeking to inspect such documents can send the e-mail to [investor@lincolnpharma.com](mailto:investor@lincolnpharma.com) by mentioning the details of Folio No. / Client ID - DP ID wherein the shares of the Company are held by the Member(s).
18. Members are requested to note that pursuant to the provisions of Section 124 of the Act, the dividend remaining unclaimed / unpaid for a period of seven years from the date it becomes due for payment shall be transferred to the Investor Education and Protection Fund (IEPF) set up by

## NOTICE (Contd...)

the Central Government. Those Members who have not, so far, encashed the dividend warrants or any subsequent dividend warrants may claim or approach to the RTA or to the Company for payment thereof. Members are hereby informed that the unclaimed / unpaid dividend amount shall be transferred by the Company to IEPF within the period of thirty (30) days from the due date(s) or such other period as may be specified under the Act and rules made thereunder, from time to time. Further, no claims will be entertained by the Company for any unclaimed / unpaid dividend transferred to IEPF thereafter. Pursuant to the Investor Education and Protection Fund Authority (Accounting, Audit, Transfer and Refund) Rules, 2016 ("IEPF Rules"), the Company has uploaded the information in respect of the unclaimed / unpaid dividends on its website [www.lincolnpharma.com](http://www.lincolnpharma.com) and also on the website of the IEPF i.e. on [www.iepf.gov.in](http://www.iepf.gov.in). The unclaimed / unpaid dividends for the financial year 2015-16 is due to be transferred to IEPF in the current financial year. Members who have not encashed their dividend warrants for the financial year 2015-16 onwards are advised to write to the Company immediately for claiming dividends declared by the Company.

Financial Year	Date of declaration of dividend	Dividend payment %	Expected date of transfer of unpaid of dividend to IEPF Account
2015-2016	September 30, 2016	10	November 05, 2023
2016-2017	September 29, 2017	12	November 05, 2024
2017-2018	September 29, 2018	15	November 05, 2025
2018-2019	September 30, 2019	15	November 06, 2026
2019-2020*	February 27, 2020	15	May 04, 2027
2020-2021	September 30, 2021	15	November 06, 2028
2021-2022	September 30, 2022	15	November 06, 2029

\* Interim Dividend

19. Pursuant to the provisions of Section 124 of the Act, read with Rule 6 of the IEPF Rules as amendments thereto, all shares in respect of which dividend has not been paid / claimed for seven consecutive years or more shall also be transferred to demat account of the IEPF Authority. The Company has intimated through letter to the concerned members regarding their equity shares including the unclaimed / unpaid dividend due for transfer during the current financial year. The concerned members are requested to claim the same to avoid transfer of shares / dividend to IEPF Authority. No claim shall lie against the company after the shares are transferred to IEPF Authority. Upon transfer, the Members will be claim the said equity shares by following the requisite procedure with IEPF Authority, the details of which are also available at [www.iepf.gov.in](http://www.iepf.gov.in). Hence, it is in the Members' interest to claim any uncashed dividends and for future, opt for electronic credit of dividend, so that dividends paid by the company are credited to the Member's account on time.

### 20. INSTRUCTION FOR E-VOTING AND JOINING THE AGM:

- a) Pursuant to the provisions of Section 108 of the Act read with Rule 20 of the Companies (Management and Administration) Rules, 2014 (as amended) and Regulation 44 of SEBI Listing Regulations (as amended), and MCA Circulars, the Company is providing facility of remote e-voting to its Members in respect of the business to be transacted at the AGM. For this purpose, the Company has appointed Central Depository Services (India) Limited (CDSL) for facilitating voting through electronic means, as the authorized e-voting's agency. The facility of casting votes by a member using remote e-voting as well as the e-voting system on the date of the AGM will be provided by CDSL.
- b) The Members can join the AGM in the VC / OAVM mode 15 minutes before and after the scheduled time of the commencement of the Meeting by following the procedure mentioned in the Notice. The facility of participation at the AGM through VC / OAVM will be made available to at least 1,000 members on first come first served basis. This will not include large Shareholders (Shareholders holding 2% or more shareholding), Promoters, Institutional

## NOTICE (Contd...)

Investors, Directors, Key Managerial Personnel, the Chairpersons of the Audit Committee, Nomination and Remuneration Committee and Stakeholders Relationship Committee, Auditors etc. who are allowed to attend the AGM without restriction on account of first come first served basis.

- c) Shareholders holding equity shares shall have one vote per share as shown against their holding. The shareholders can vote for their entire voting rights as per their discretion.

**d) THE INTRUCTIONS OF SHAREHOLDERS FOR REMOTE E-VOTING AND E-VOTING DURING AGM AND JOINING MEETING THROUGH VC / OAVM ARE AS UNDER:**

The Company is pleased to provide remote e-voting facility for the Members of the Company to enable them to cast their votes electronically on the resolutions mentioned in this Notice of AGM of the Company dated August 10, 2023.

- i. The voting period will begin on September 27, 2023 at 10.00 a.m. and will end on September 29, 2023 at 5.00 p.m. During this period shareholders of the Company, holding shares either in physical form or in dematerialized form, as on the cut-off date of September 23, 2023 may cast their vote electronically. The e-voting module shall be disabled by CDSL for voting thereafter.
- ii. Shareholders who have already voted prior to the meeting date would not be entitled to vote at the time of meeting.

- iii. Pursuant to SEBI Circular No. SEBI/HO/CFD/CMD/CIR/P/2020/242 dated December 09, 2020, under Regulation 44 of SEBI Listing Regulations, 2015, listed entities are required to provide remote e-voting facility to its shareholders, in respect of all shareholders' resolutions. However, it has been observed that the participation by the public non-institutional shareholders / retail shareholders is at a negligible level.

Currently, there are multiple e-voting service providers (ESPs) providing e-voting facility to listed entities in India. This necessitates registration on various ESPs and maintenance of multiple user IDs and passwords by the shareholders.

In order to increase the efficiency of the voting process, pursuant to a public consultation, it has been decided to enable e-voting to all the demat account holders, by way of a single login credential, through their demat accounts / websites of Depositories / Depository Participants. Demat account holders would be able to cast their vote without having to register again with the ESPs, thereby, not only facilitating seamless authentication but also enhancing ease and convenience of participating in e-voting process.

- iv. In terms of SEBI circular no. SEBI/HO/CFD/CMD/CIR/P/2020/242 dated December 09, 2020 on e-voting facility provided by Listed Companies, Individual shareholders holding securities in demat mode are allowed to vote through their demat account maintained with Depositories and Depository Participants. Shareholders are advised to update their mobile number and email Id in their demat accounts in order to access e-voting facility.



## NOTICE (Contd...)

Pursuant to above said SEBI Circular, Login method for e-voting and joining VC / OAVM for Individual shareholders holding securities in Demat mode is given below:

Type of shareholders	Login Method
Individual Shareholders holding securities in Demat mode with <b>CDSL</b>	<ol style="list-style-type: none"> <li>1) Users who have opted for CDSL Easi / Easiest facility, can login through their existing user id and password. Option will be made available to reach e-Voting page without any further authentication. The users to login to Easi / Easiest are requested to visit cdsl website <a href="http://www.cdslindia.com">www.cdslindia.com</a> and click on login icon &amp; New System Myeasi Tab.</li> <li>2) After successful login the Easi / Easiest user will be able to see the e-Voting option for eligible companies where the evoting is in progress as per the information provided by company. On clicking the evoting option, the user will be able to see e-Voting page of the e-Voting service provider for casting your vote during the remote e-Voting period or joining virtual meeting &amp; voting during the meeting. Additionally, there is also links provided to access the system of all e-Voting Service Providers, so that the user can visit the e-Voting service providers' website directly.</li> <li>3) If the user is not registered for Easi/Easiest, option to register is available at cdsl website <a href="http://www.cdslindia.com">www.cdslindia.com</a> and click on login &amp; New System Myeasi Tab and then click on registration option.</li> <li>4) Alternatively, the user can directly access e-Voting page by providing Demat Account Number and PAN No. from a e-Voting link available on <a href="http://www.cdslindia.com">www.cdslindia.com</a> home page. The system will authenticate the user by sending OTP on registered Mobile &amp; Email as recorded in the Demat Account. After successful authentication, user will be able to see the e-Voting option where the evoting is in progress and also able to directly access the system of all e-Voting Service Providers.</li> </ol>
Individual Shareholders holding securities in Demat mode with <b>NSDL</b>	<ol style="list-style-type: none"> <li>1) If you are already registered for NSDL IDeAS facility, please visit the e-Services website of NSDL. Open web browser by typing the following URL: <a href="https://eservices.nsdl.com">https://eservices.nsdl.com</a> either on a Personal Computer or on a mobile. Once the home page of e-Services is launched, click on the "Beneficial Owner" icon under "Login" which is available under 'IDeAS' section. A new screen will open. You will have to enter your User ID and Password. After successful authentication, you will be able to see e-Voting services. Click on "Access to e-Voting" under e-Voting services and you will be able to see e-Voting page. Click on company name or e-Voting service provider name and you will be re-directed to e-Voting service provider website for casting your vote during the remote e-Voting period or joining virtual meeting &amp; voting during the meeting.</li> <li>2) If the user is not registered for IDeAS e-Services, option to register is available at <a href="https://eservices.nsdl.com">https://eservices.nsdl.com</a>. Select "Register Online for IDeAS "Portal or click at <a href="https://eservices.nsdl.com/SecureWeb/IdeasDirectReg.jsp">https://eservices.nsdl.com/SecureWeb/IdeasDirectReg.jsp</a></li> <li>3) Visit the e-Voting website of NSDL. Open web browser by typing the following URL: <a href="https://www.evoting.nsdl.com/">https://www.evoting.nsdl.com/</a> either on a Personal Computer or on a mobile. Once the home page of e-Voting system is launched, click on the icon "Login" which is available under 'Shareholder/Member' section. A new screen will open. You will have to enter your User ID (i.e. your sixteen digit demat account number hold with NSDL), Password/OTP and a Verification Code as shown on the screen. After successful authentication, you will be redirected to NSDL Depository site wherein you can see e-Voting page. Click on company name or e-Voting service provider name and you will be redirected to e-Voting service provider website for casting your vote during the remote e-Voting period or joining virtual meeting &amp; voting during the meeting.</li> </ol>

## NOTICE (Contd...)

Type of shareholders	Login Method
Individual Shareholders (holding securities in Demat mode) with login through their <b>Depository Participants</b>	You can also login using the login credentials of your demat account through your Depository Participant registered with NSDL/CDSL for e-Voting facility. After Successful login, you will be able to see e-Voting option. Once you click on e-Voting option, you will be redirected to NSDL/CDSL Depository site after successful authentication, wherein you can see e-Voting feature. Click on company name or e-Voting service provider name and you will be redirected to e-Voting service provider website for casting your vote during the remote e-Voting period or joining virtual meeting & voting during the meeting.

**Important note:** Members who are unable to retrieve User ID / Password are advised to use Forget User ID and Forget Password option available at abovementioned website.

### Helpdesk for Individual Shareholders holding securities in demat mode for any technical issues related to login through Depository i.e. CDSL and NSDL

Login type	Helpdesk details
Individual Shareholders holding securities in Demat mode with <b>CDSL</b>	Members facing any technical issue in login can contact CDSL helpdesk by sending a request at <a href="mailto:helpdesk.evoting@cdslindia.com">helpdesk.evoting@cdslindia.com</a> or contact at toll free no. 1800 22 55 33.
Individual Shareholders holding securities in Demat mode with <b>NSDL</b>	Members facing any technical issue in login can contact NSDL helpdesk by sending a request at <a href="mailto:evoting@nsdl.co.in">evoting@nsdl.co.in</a> or call at toll free no.: 1800 1020 990 and 1800 22 44 30.

**v. Login method for e-voting and joining virtual meeting for Individual shareholders holding shares in Physical Form and shareholders other than individual shareholders holding shares in Demat form / physical form.**

- 1) The shareholders should log on to the e-voting website [www.evotingindia.com](http://www.evotingindia.com).
- 2) Click on "Shareholders" module.
- 3) Now enter your User ID
  - a. For CDSL: 16 digits beneficiary ID,
  - b. For NSDL: 8 Character DP ID followed by 8 Digits Client ID,
  - c. Shareholders holding shares in Physical Form should enter Folio Number registered with the Company.
- 4) Next enter the Image Verification as displayed and Click on Login
- 5) If you are holding shares in demat form and had logged on to [www.evotingindia.com](http://www.evotingindia.com) and voted on an earlier e-voting of any company, then your existing password is to be used.

## NOTICE (Contd...)

- 6) If you are a first-time user follow the steps given below:

**For Physical shareholders and other than individual shareholders holding shares in Demat**

PAN Enter your 10 digit alpha-numeric \*PAN issued by Income Tax Department (Applicable for both demat shareholders as well as physical shareholders)

- Shareholders who have not updated their PAN with the Company/Depository Participant are requested to use the sequence number sent by Company/RTA or contact Company/RTA.

Dividend Bank Details OR Date of Birth (DOB) Enter the Dividend Bank Details or Date of Birth (in dd/mm/yyyy format) as recorded in your demat account or in the company records in order to login.

- If both the details are not recorded with the depository or company, please enter the member id / folio number in the Dividend Bank details field as mentioned in instruction (v).

- 7) After entering these details appropriately, click on "SUBMIT" tab.
- 8) Shareholders holding shares in physical form will then directly reach the Company selection screen. However, shareholders holding shares in demat form will now reach 'Password Creation' menu wherein they are required to mandatorily enter their login password in the new password field. Kindly note that this password is to be also used by the demat holders for voting for resolutions of any other company on which they are eligible to vote, provided that company opts for e-voting through CDSL platform. It is strongly recommended not

to share your password with any other person and take utmost care to keep your password confidential.

- 9) For shareholders holding shares in physical form, the details can be used only for e-voting on the resolutions contained in this Notice.
- 10) Click on the EVSN for the relevant <Lincoln Pharmaceuticals Limited> on which you choose to vote.
- 11) On the voting page, you will see "RESOLUTION DESCRIPTION" and against the same the option "YES/NO" for voting. Select the option YES or NO as desired. The option YES implies that you assent to the Resolution and option NO implies that you dissent to the Resolution.
- 12) Click on the "RESOLUTIONS FILE LINK" if you wish to view the entire Resolution details.
- 13) After selecting the resolution, you have decided to vote on, click on "SUBMIT". A confirmation box will be displayed. If you wish to confirm your vote, click on "OK", else to change your vote, click on "CANCEL" and accordingly modify your vote.
- 14) Once you "CONFIRM" your vote on the resolution, you will not be allowed to modify your vote.
- 15) You can also take a print of the votes cast by clicking on "Click here to print" option on the Voting page.
- 16) If a demat account holder has forgotten the login password then Enter the User ID and the image verification code and click on Forgot Password & enter the details as prompted by the system.
- 17) There is also an optional provision to upload BR/POA if any uploaded, which will be made available to scrutinizer for verification.

## NOTICE (Contd...)

### vi. ADDITIONAL FACILITY FOR NON – INDIVIDUAL SHAREHOLDERS AND CUSTODIANS

- 1) Non-Individual shareholders (i.e. other than Individuals, HUF, NRI etc.) and Custodians are required to log on to [www.evotingindia.com](http://www.evotingindia.com) and register themselves in the “Corporates” module.
- 2) A scanned copy of the Registration Form bearing the stamp and sign of the entity should be emailed to [evoting@parikh-dave.com](mailto:evoting@parikh-dave.com) and [helpdesk.evoting@cDSLindia.com](mailto:helpdesk.evoting@cDSLindia.com).
- 3) After receiving the login details a Compliance User should be created using the admin login and password. The Compliance User would be able to link the account(s) for which they wish to vote on.
- 4) The list of accounts linked in the login will be mapped automatically & can be delink in case of any wrong mapping.
- 5) It is Mandatory that, a scanned copy of the Board Resolution and Power of Attorney (POA) which they have issued in favour of the Custodian, if any, should be uploaded in PDF format in the system for the scrutinizer to verify the same.
- 6) Alternatively Non Individual shareholders are required mandatory to send the relevant Board Resolution/ Authority letter etc. together with attested specimen signature of the duly authorized signatory who are authorized to vote, to the Scrutinizer and to the Company at the email address viz; [cs@lincolnpharma.com](mailto:cs@lincolnpharma.com), if they have voted from individual tab & not uploaded same in the CDSL e-voting system for the scrutinizer to verify the same.

### vii. PROCESS FOR THOSE SHAREHOLDERS WHOSE EMAIL ADDRESSES ARE NOT REGISTERED WITH THE DEPOSITORIES FOR OBTAINING LOGIN CREDENTIALS FOR E-VOTING FOR THE RESOLUTIONS PROPOSED IN THIS NOTICE:

- 1) For Physical shareholders- please provide necessary details like Folio No., Name of shareholder, scanned copy of the share certificate (front and back), PAN (self-attested scanned copy of PAN card), AADHAR (self-attested scanned copy of Aadhar Card) by email to Company/ RTA email id.
- 2) For Demat shareholders - Please update your email id & mobile no. with your respective Depository Participant (DP)
- 3) For Individual Demat shareholders – Please update your email id & mobile no. with your respective Depository Participant (DP) which is mandatory while e-Voting & joining virtual meetings through Depository.

### viii. PROCESS INSTRUCTIONS FOR SHAREHOLDERS ATTENDING THE AGM THROUGH VC / OAVM ARE AS UNDER:

- 1) Shareholders are encouraged to join the Meeting through Laptops / IPads for better experience.
- 2) Further shareholders will be required to allow Camera and use Internet with a good speed to avoid any disturbance during the meeting.
- 3) Please note that Participants Connecting from Mobile Devices or Tablets or through Laptop connecting via Mobile Hotspot may experience Audio/Video loss due to Fluctuation in their respective network. It is therefore recommended to use Stable Wi-Fi or LAN Connection to mitigate any kind of aforesaid glitches.
- 4) Shareholders who would like to express their views / ask questions during the meeting may register themselves as a speaker by sending their request in advance atleast 7 days prior to meeting mentioning their name, demat account number / folio number, email id, mobile number at [investor@lincolnpharma.com](mailto:investor@lincolnpharma.com). The shareholders who do not wish to speak

## NOTICE (Contd...)

during the AGM but have queries may send their queries in advance 10 days prior to meeting mentioning their name, demat account number / folio number, email id, mobile number at [investor@lincolnpharma.com](mailto:investor@lincolnpharma.com). These queries will be replied to by the company suitably by email.

- 5) Those shareholders who have registered themselves as a speaker will only be allowed to express their views/ask questions during the meeting.
- 6) If you have any queries or issues regarding attending AGM & e-voting from the CDSL e-Voting System, you can write an email to [helpdesk.evoting@cDSLindia.com](mailto:helpdesk.evoting@cDSLindia.com) or contact at 1800 22 55 33.
- 7) All grievances connected with the facility for voting by electronic means may be addressed to Mr. Rakesh Dalvi, Sr. Manager, (CDSL) Central Depository Services (India) Limited, A Wing, 25<sup>th</sup> Floor, Marathon Futurex, Mafatlal Mill Compounds, N M Joshi Marg, Lower Parel (East), Mumbai - 400013 or send an email to [helpdesk.evoting@cDSLindia.com](mailto:helpdesk.evoting@cDSLindia.com) or call on toll free no. 1800 22 55 33.

### ix. INSTRUCTIONS FOR SHAREHOLDERS FOR E-VOTING DURING THE AGM ARE AS UNDER:-

- 1) The procedure for attending meeting & e-voting on the day of the AGM is same as the instructions mentioned above for Remote e-voting.
- 2) The link for VC / OAVM to attend meeting will be available where the EVSN of Company will be displayed after successful login as per the instructions mentioned above for Remote e-voting.
- 3) Only those shareholders, who are present in the AGM through VC / OAVM facility and who have not casted their vote on the Resolutions through remote e-Voting and are otherwise not barred from doing so,

shall be eligible to vote through e-Voting system available during the AGM.

- 4) If any Votes are cast by the shareholders through the e-voting available during the AGM and if the same shareholders have not participated in the meeting through VC / OAVM facility, then the votes cast by such shareholders shall be considered invalid as the facility of e-voting during the meeting is available only to the shareholders attending the meeting.
- 5) Shareholders who have voted through Remote e-voting will be eligible to attend the AGM. However, they will not be eligible to vote at the AGM.

### x. OTHER INSTRUCTIONS / INFORMATION FOR SHAREHOLDERS:-

- 1) Any person(s), who acquires shares of the Company i.e. becomes Member(s) after Notice is sent by the Company, and holds shares as of the cut-off date i.e. September 23, 2023 should follow the same procedure of e-voting as mentioned in this Notice. In case such Member(s) has not updated the respective PAN with the Company / DPs, the Member may approach the Company / RTA as per details provided in the Notice.

**By Order of the Board  
For Lincoln Pharmaceuticals Limited**

**Trusha Shah  
Company Secretary  
Membership No. A59416**

**Place: Ahmedabad  
Date: August 10, 2023**

**Registered Office:**  
"LINCOLN HOUSE", Behind Satyam Complex,  
Science City Road, Sola, Ahmedabad,  
Gujarat – 380 060, India.

## NOTICE (Contd...)

### ANNEXURE TO THE NOTICE:

#### I. Information on Directors being appointed / re-appointed as required under Regulation 36 of the Securities and Exchange Board of India (Listing Obligations and Disclosure Requirements) Regulations, 2015 and Secretarial Standards-2 on General Meetings:

Name of Directors	Mr. Rajanikant Gulabdas Patel	Mr. Hashmukh I. Patel
DIN	00104786	00104834
Date of Birth	February 05, 1958	December 08, 1958
Date of Appointment on the Board	October 01, 2008	January 20, 1995
Qualification	B.Pharm	B.Sc
Remuneration last drawn	NIL	₹ 33.25 lakh
Nature of expertise in specific functional areas	Marketing & Sales	Finance & Management
Relationship with other Directors, Manager and other Key Managerial Personnel	Mr Rajnikant G. Patel is brother of Mr Mahendra G. Patel and Father of Mr Ashish R. Patel	None
Directorship held in other Public Companies	None	None
Chairmanship / Membership of Committee in other Companies, if any	None	None
No. of Shares held in the Company as on March 31, 2023	7,56,801	3,73,600
Name of listed entities from which the person has resigned in the past three years.	NIL	NIL
In case of independent directors, the skills and capabilities required for the role and the manner in which the proposed person meets such requirements.	N.A	N.A



## NOTICE (Contd...)

---

### II. Explanatory Statement Pursuant to Section 102 of the Companies Act, 2013:

#### Item No. 5

The Board of Directors on the recommendation of the Audit Committee, has appointed M/s. Kiran J. Mehta & Co., Cost Accountants (FRN No.: 000025), Ahmedabad to conduct the audit of cost records relating to the products, manufactured by the Company for the financial year ending on March 31, 2024 at a remuneration as mentioned in the resolution attached to the Notice.

As per the provisions of section 148 (3) of the Act read with Rule 14 of The Companies (Audit and Auditors) Rules, 2014, the remuneration fixed by the Board of Directors is to be ratified by the Members of the Company. Accordingly, consent of the Members of the Company is sought for ratification of remuneration payable to the Cost Auditors for the financial year ending on March 31, 2024.

The Board recommends the Ordinary Resolution at Item No. 5 of the accompanying Notice for approval of the Members of the Company.

None of the Directors, Key Managerial Personnel of the Company, and/or their relatives are in any way concerned or interested financially or otherwise, in the resolution set out at Item No. 5.

**By Order of the Board  
For Lincoln Pharmaceuticals Limited**

**Trusha Shah  
Company Secretary  
Membership No. A59416**

**Place: Ahmedabad**

**Date: August 10, 2023**

**Registered Office:**

"LINCOLN HOUSE", Behind Satyam Complex,  
Science City Road, Sola, Ahmedabad,  
Gujarat – 380 060, India.

## BOARD'S REPORT

To,

The Shareholders,

Your Directors have pleasure in presenting the 29th (Twenty Ninth) Annual Report together with the Audited Financial Statements of the Lincoln Pharmaceuticals Limited ("the Company" or "LPL") for the year ended March 31, 2023.

In compliance with the applicable provisions of Companies Act, 2013, (including any statutory modification(s) or re-enactment(s) thereof, for time being in force) ("the Act") and the Securities and Exchange Board of India (Listing Obligations and Disclosure Requirements) Regulations, 2015 ("SEBI Listing Regulations"), this report covers the financial results and other developments during the financial year ended March 31, 2023, in respect of the Company.

### 1. FINANCIAL AND OPERATIONAL HIGHLIGHTS:

The Standalone & Consolidated financial performance of the company for the financial year ended March 31, 2023 are summarised below:-

(₹ In Lakhs)

Particulars	Standalone Basis		Consolidated Basis	
	For the Year Ended March 31, 2023	For the Year Ended March 31, 2022	For the Year Ended March 31, 2023	For the Year Ended March 31, 2022
Revenue from Operations	51,030.88	47,207.89	51,030.88	47,212.33
Other income	2,248.35	999.77	2,247.29	999.77
Total Income	53,279.23	48,207.66	53,278.17	48,212.10
Profit before Depreciation, Finance Costs and Taxation	11,165.03	10,546.78	11,167.60	10,547.83
Less: Depreciation	(916.61)	(808.79)	(916.61)	(808.78)
Less: Finance Cost	(202.89)	(145.09)	(203.01)	(145.12)
Profit before Taxation	10,045.53	9,592.90	10,047.98	9,593.93
Less: Tax Expenses	(2,755.59)	(2,657.41)	(2,758.05)	(2,658.43)
Profit after Tax	7,289.94	6,935.49	7,289.93	6,935.50
Other Comprehensive Income	(29.78)	13.00	(29.78)	13.00
Total comprehensive income for the year	7,260.16	6,948.49	7,260.15	6,948.50

### 2. STATE OF COMPANY'S AFFAIRS / OPERATIONS:

The Highlights of the company's performance (standalone) for the year ended March 31, 2023 are as under:

The Company reports 8.10% rise in the revenue from operations of ₹ 51,030.88 Lakhs (Domestic ₹ 21,720.35 Lakhs and Exports ₹ 29,310.53 Lakhs) as against ₹ 47,207.89 Lakhs (Domestic ₹ 20,431.00 Lakhs and Exports ₹ 26,776.89 Lakhs) in the previous year. EBITDA for the year was ₹ 11,165.03 Lakhs (increase 5.9%) as against ₹ 10,546.78 Lakhs in the previous year. The profit after tax has increased to ₹ 7,289.94 Lakhs on a standalone basis as against profit after tax of ₹ 6,935.49 Lakhs in previous year representing growth rate of 5.1% during the financial year ended March 31, 2023. EPS for the year was ₹ 36.40 (increase 5.1%) per share as compared to ₹ 34.63 in the previous year. Detailed working on operation of the Company is provided in the management discussion and analysis report as forms part of this.

## Board's Report (Contd...)

We have been able to achieve yet another year of decent business growth and profitability. The company has been able to conduct its operations with agility and resilience. Sustained by signs of improved demand outlook in future and operational efficiencies achieved as a result of modernization and investment in cost-effective equipment, the outlook of the business is encouraging.

### 3. CONSOLIDATED FINANCIAL STATEMENTS:

In accordance with the provisions of the section 133 of the Act and the SEBI Listing Regulations read with IND AS – 110 – consolidated financial statement, the consolidated audited financial statement for the financial year ended March 31, 2023 forms part of this annual report.

### 4. CREDIT RATING:

The ratings given by CRISIL for long term bank loan facilities and short term bank loan facilities of the Company are 'CRISIL A/Stable and CRISIL A1' respectively. There was no revision in the said ratings during the year under review.

### 5. DIVIDEND:

Your company has an incessant dividend payment history and considering the financial performance of the Company, the Board of Directors on May 25, 2023 has recommended a dividend of ₹ 1.50/- (Rupees one and fifty paise only) per equity share on 2,00,29,728 equity shares of face value of ₹ 10/- each (i.e. 15%) for the financial year ended March 31, 2023 [Previous Year ₹ 1.50 (Rupees one and fifty paise only) per equity share (i.e. 15%)]. Dividend is subject to approval of members at the ensuing annual general meeting ("AGM"). The said dividend is in line with the Dividend Distribution Policy of the Company. In view of the changes made under the Income-Tax Act, 1961, by the Finance Act, 2020, dividends paid or distributed by the Company shall be taxable in the hands of the shareholders. The Company shall, accordingly, make the payment of Dividend after deduction of tax at source, as may be applicable.

### 6. DIVIDEND DISTRIBUTION POLICY:

In terms of Regulation 43A of the SEBI Listing Regulations, the Board of the Company has adopted a Dividend Distribution Policy, which can be accessed on the Company web link: <https://www.lincolnpharma.com/Investor/Disclosures%20under%20Regulation%2046%20of%20>

[the%20LODR/8.%20Dividend%20Distribution%20Policy.pdf?t=1676643338](https://www.lincolnpharma.com/Investor/Disclosures%20under%20Regulation%2046%20of%20the%20LODR/8.%20Dividend%20Distribution%20Policy.pdf?t=1676643338).

### 7. TRANSFER TO RESERVES:

During the year under review, your company has transferred a sum of ₹ 50.00 Lakhs to the general reserve out of the amount available for appropriation for the financial year ended March 31, 2023 (Previous Year transferred a sum of ₹ 50.00 Lakhs was transferred to general reserve).

### 8. TRANSFER OF UNCLAIMED DIVIDEND TO THE INVESTOR EDUCATION AND PROTECTION FUND (IEPF):

In accordance with the provisions of sections 124 and 125 of the Act and Investor Education and Protection Fund (Accounting, Audit, Transfer and Refund) Rules, 2016 ("IEPF Rules"), and relevant circulars and amendments thereto, the amount of dividends of the company which remain unpaid or unclaimed for a period consecutive seven years from the date of transfer to the unpaid dividend account shall be transferred by the company to the Investor Education and Protection Fund ("IEPF"), constituted by the Central Government.

In terms of the foregoing provisions of the Act, the company will transfer outstanding unpaid or unclaimed dividend and corresponding shares for the financial year 2015-2016 to the IEPF authorities during the year under review.

### 9. TRANSFER OF SHARES TO IEPF:

Pursuant to the provisions of IEPF Rules, all equity shares in respect of which dividend has been unpaid / unclaimed since last seven consecutive years shall be transferred by the Company to the designated demat account of the IEPF Authority within a period of thirty days of such shares becoming due to be transferred.

The Company has sent reminders to all such shareholders who have not claimed their dividends. Members who have not en-cashed dividend for the FY 2015-16 or any subsequent dividend declared by the Company, are advised to write to the Company Secretary of the Company immediately.

Any shareholder whose dividend/shares are transferred to IEPF can claim the shares by making an online application in Form IEPF-5 (available on [www.iepf.gov.in](http://www.iepf.gov.in)).

## Board's Report (Contd...)

### 10. SHARE CAPITAL STRUCTURE:

During the year under review, there has been no change in the authorised share capital of the Company. The authorised share capital of the Company as on 31 March, 2023 stood at ₹ 20,02,97,280 divided into 2,00,29,728 equity share of ₹ 10/- each.

During the year under review, the Company has neither issued shares with differential voting rights nor sweat equity shares.

### 11. DIRECTORS AND KEY MANAGERIAL PERSONNEL:

#### I. Retire by Rotation of Director:

In accordance with the provisions of Section 152 of the Act and the rules framed there under, Mr. Rajanikant Gulabdas Patel, Non-Executive Director and Mr. Hashmukh I. Patel, Whole Time Director of the Company retire by rotation at the ensuing AGM and they being eligible offer themselves for re-appointment. The Board recommends their re-appointment.

Necessary resolutions have been proposed in notice convening ensuing AGM for approval of shareholders.

The brief profile of the Directors appointing / reappointing has been detailed in the Notice convening the AGM of the Company. Your Directors recommend all appointment / rotation / re-appointment of Directors mentioned in the notice.

#### II. Appointment / Re-appointment of Director:

During the year under review, the appointment of Mr. Anand A. Patel (DIN:00103316) was approved by the Members in the Annual General Meeting of the Company held on September 30,2022 for a period of three years. He was appointed as a Whole Time Director in the Board Meeting held on August 09, 2022.

In accordance with the provisions of SEBI (Listing Obligations and Disclosure Requirements) (Amendment) Regulations, 2018 the resolution proposing to continue Mr Mahendrabhai Gulabdas Patel (DIN: 00104706) as a Managing Director on his attaining the age of 70 years is set out in the Notice convening the Annual General Meeting. The Board

recommends to continue to avail his services in the interest of the Company and accordingly recommends the passing of the proposed resolution.

The Shareholders at the Annual General Meeting held on September 30, 2022 have approved the:

1. Re-appointment of Mr. Saurin J. Parikh (DIN: 02136530) as Independent Director of the Company for a further term of five years w.e.f. 27.03.2023
2. Re-appointment of Mr. Mahendra G. Patel (DIN: 00104706) as a Managing Director of the Company for a period of 3 years w.e.f. 01.10.2022
3. Re-appointment of Mr. Hashmukh I. Patel (DIN: 00104834) as a Whole Time Director of the Company for a period of 3 years w.e.f. 01.10.2022
4. Re-appointment of Mr. Ashish R. Patel (DIN: 01309017) as a Whole Time Director of the Company for a period of 3 years w.e.f. 15.11.2022
5. Re-appointment of Munjal M. Patel (DIN: 02319308) as a Whole Time Director of the Company for a period of 3 years w.e.f. 15.11.2022.

#### III. Resignation/Cessation of Director:

During the year under the review, Mr. Arvindbhai Gulabdas Patel (DIN:00104885), resigned vide letter dated August 09, 2022 as a Director of the company due to personal reasons. The Board expresses thier appreciation to Mr. Arvindbhai Gulabdas Patel for the valuable guidance and services rendered by him during his tenure as a Director of the Company.

During the financial year, Mr. Ishwarlal A. Patel (DIN:00217324), Non-Executive Independent Director of the Company has ceased from the position of director of the Company on December 04, 2022 due to his untimely and unexpected demise.

The Board places on record its appreciation for the invaluable contribution and guidance provided by Mr. Ishwarlal A. Patel at the Board/Committee meetings

## Board's Report (Contd...)

and to the senior management of the Company during his long association as a Non-Executive Independent Director of the Company.

After the closure of the year under review, Mr. Anand A. Patel (DIN:00103316) resigned from the post of directorship of the company due to other commitments and personal reasons w.e.f. closing of business hours on 25th May, 2023. The Board expresses its appreciation valuable guidance and services rendered by him during his tenure as a Director of the Company.

#### IV. Key Managerial Personnel:

During the year under review, Mr. Niren A. Desai (ICSI Membership Number: A60285), stepped down from the position of Company Secretary and Compliance Officer of the Company with effect from July 19, 2022 to grab alternate career opportunities.

The Board of Directors has appointed Ms. Trusha Shah (Membership Number: A59416) as a Company Secretary & Compliance Officer of the Company w.e.f. November 10, 2022 who is a Key Managerial Personnel as per Section 203 of the Act. Apart from the said change, there is no other change in the Key Managerial personnel of the Company during the year under review.

Pursuant to the provisions of Section 203 of the Act, the KMPs of the Company as on March 31, 2023, are:

1. Mr. Mahendra G. Patel, Managing Director
2. Mr. Darshit A. Shah, Chief Financial Officer
3. Ms. Trusha Shah, Company Secretary & Compliance Officer

#### 4. DECLARATION GIVEN BY INDEPENDENT DIRECTORS:

The Company has received the necessary declarations from all the independent directors of the Company in accordance with Section 149 (7) of the Act and Regulation 16 (1) (b) and 25 (8) of the SEBI Listing Regulations confirming that they meet the criteria of independence prescribed under the Act and the SEBI Listing Regulations. All the Independent Directors have also confirmed that in terms of Rule 6(3) of the Companies (Appointment and Qualification of Directors) Rules, 2014, they have registered themselves with the Independent Director's database as prescribed

under the Act. Further, in terms Rule 6(4) of the Companies (Appointment and Qualification of Directors) Rules, 2014, out of three Independent Directors of the Company as on March 31, 2023, one Independent Director has passed the Online Proficiency Self-Assessment Test conducted by Indian Institute of Corporate Affairs (IICA) and two Independent Directors were exempted from appearing for Online Proficiency Self-Assessment Test as required by IICA.

In the opinion of the board, there has been no change in the circumstances which may affect their status as independent directors and the board is satisfied of the integrity, expertise and experience (including proficiency in terms of Section 150 (1) of the Act and applicable rules thereunder) to all independent directors on the board.

#### 5. PERFORMANCE EVALUATION OF THE BOARD AS WHOLE, COMMITTEE AND INDIVIDUAL DIRECTORS:

Pursuant to the provisions of the Act, and the SEBI Listing Regulations, the Board has carried out an annual evaluation of its own performance and that of its Committees as well as performance of the Directors individually. Feedback was sought by way of a structured questionnaire covering various aspects of the board's functioning such as adequacy of the composition of the board and its committees, board culture, execution and performance of specific duties, obligations and governance and the evaluation was carried out based on responses received from the directors.

The evaluation is performed by the board, nomination and remuneration committee and independent directors with specific focus on the performance and effective functioning of the Board and individual directors. In line with SEBI Circular No. SEBI/HO/CFD/CMD/CIR/P/2017/004, dated January 5, 2017, the Company adopted the criteria recommended by the SEBI. The performance evaluation of the chairman and non-independent directors was also carried out by the independent directors. The performance of the directors, the board as a whole and committee of the board were found to be satisfactory.

During the year under review, the performance evaluation of the Board, Committees and Directors was conducted based on the criteria, framework and questionnaires approved by the Nomination and Remuneration Committee and the Board. The details of the performance evaluation exercise conducted by the Company are set out in the Corporate Governance Report.

## Board's Report (Contd...)

### 6. CHANGE(S) IN THE NATURE OF BUSINESS:

There was no change in the nature of business of the Company during the FY ended March 31, 2023.

### 7. POLICY ON DIRECTORS' APPOINTMENT AND REMUNERATION:

In terms of the requirements under the Act and SEBI Listing Regulations, the Company has in place a Nomination & Remuneration Policy, inter-alia, detailing the director's appointment, remuneration, criteria for determining qualifications, attributes, independence of a director and other matters. The remuneration paid to the Directors, Key Managerial Personnel and Senior Management is as per the Nomination & Remuneration Policy of your Company. The said Nomination & Remuneration Policy which can be accessed on the Company web link: <https://www.lincolnpharma.com/Investor/Disclosures%20under%20Regulation%2046%20of%20the%20LODR/13.%20Nomination%20and%20Remuneration%20Policy.pdf?t=1676711629>.

### 8. DIRECTORS' RESPONSIBILITY STATEMENT:

In accordance with the provisions of Section 134(5) (c) of the Act and based on the information provided by the management, the Directors state that:

- a) in the preparation of the annual accounts for the year ended March 31, 2023, the applicable accounting standards have been followed along with proper explanation relating to material departures, if any;
- b) the directors have selected such accounting policies and applied them consistently and made judgments and estimates that are reasonable and prudent so as to give a true and fair view of the state of affairs of the Company at the end of the financial year on March 31, 2023 and of the profit of the Company for the year under review;
- c) the directors have taken proper and sufficient care for the maintenance of adequate accounting records in accordance with the provisions of the Act for safeguarding the assets of the Company and for preventing and detecting fraud and other irregularities;
- d) the annual accounts have been prepared on a going concern basis;
- e) the directors had laid down internal financial controls

to be followed by the Company and that such internal financial controls are adequate and were operating effectively; and

- f) the directors had devised proper systems to ensure compliance with the provisions of all applicable laws and that such systems were adequate and operating effectively.

### 9. NUMBER OF MEETINGS OF THE BOARD:

During the FY 2022-2023, 6 (six) meetings of the Board of Directors of the Company were held and the details of Board and Committee meetings held are provided in the Report on Corporate Governance, which forms part of this report.

### 10. SECRETARIAL STANDARDS:

The Company has followed the applicable secretarial standards issued by the Institute of Company Secretaries of India (ICSI).

### 11. INTERNAL FINANCIAL CONTROL AND ITS ADEQUACY:

The internal control framework is intended to ensure proper safeguarding of assets, maintaining proper accounting records and providing reliable financial information and other data. This system is accompanied by internal audit, reviews by the management and documented policies, guidelines and procedures.

The Company has a well-defined organizational structure, authority levels, internal rules and guidelines for conducting business transactions. The Company intends to undertake additional measures as necessary in line with its intent to adhere to procedures, guidelines and regulations as applicable in a transparent manner. The internal audit department of the Company carries out the internal audit of the Company operations and reports its finding to the audit committee.

In this process, the internal audit also evaluates the functioning and quality of internal controls and provides assurance of its adequacy and effectiveness through periodic reporting. The internal audit is carried out as per risk based internal audit plan which is reviewed by the audit committee of the Company.

The committee periodically reviews the findings and suggestions for improvement and is apprised of the



## Board's Report (Contd...)

implementation status in respect of the actionable items.

### 12. MATERIAL CHANGES AND COMMITMENTS, IF ANY, AFFECTING THE FINANCIAL POSITION OF THE COMPANY:

There are no material changes and commitments affecting the financial position of the Company which occurred between the financial year ended March 31, 2023 to which the financial statements relates and the date of signing of this report.

### 13. DEPOSITS:

The Company has not accepted any deposits from the public in terms of Section 73 and 74 and Chapter V of the Act read with the Companies (Acceptance of Deposits) Rules, 2014. Hence, no amount on account of principal or interest on public deposits was outstanding as on the date of the balance sheet.

### 14. PARTICULARS OF LOANS, GUARANTEES OR INVESTMENTS:

Pursuant to provision of the Section 186 of the Act, Company have not given any guarantee or provided any security during the year under review. The details of loans and investment have been disclosed in notes to the financial statements.

### 15. SUBSIDIARY / JOINT VENTURES / ASSOCIATE COMPANIES:

The Company has only one subsidiary as on March 31, 2023. There are no associates or joint venture companies within the meaning of Section 2(6) of the Act. There has been no material change in the nature of the business of the subsidiaries.

Pursuant to the provisions of Section 129 (3) of the Act, the statement containing salient features of the financial statements and performance of subsidiary and its contribution to the overall performance of the Company during the period is attached with the audited financial statements in form AOC-1 forms part of this directors' report (**Annexure – 1**). The audited financial statements of subsidiary has also been placed on the website of the Company at [www.lincolnpharma.com](http://www.lincolnpharma.com).

During the year under review, no companies became or

ceased to be the subsidiary, joint ventures or associate companies of the company.

### 16. INSURANCE:

The Company has taken adequate insurance to cover the risks to its directors, senior key managerial personnel, employees, property (land and buildings), plant, equipment and other assets.

### 17. RISK MANAGEMENT POLICY:

The Company has built a comprehensive risk management framework that seeks to identify all kinds of anticipated risks associated with the business and to take remedial actions to minimize any kind of adverse impact on the Company. The Company understands that risk evaluation and risk mitigation is an ongoing process within the organization and is fully committed to identify and mitigate the risks in the business. The identification of risks by Internal Audit Department is done at strategic, business and operational levels and the risk management process of the Company focuses mainly on five elements, viz. (i) Risk Identification (ii) Risk Assessment (iii) Risk Monitoring (iv) Risk Mitigation; (v) Risk Reporting.

The Company has a risk management policy consistent with the provisions of the Act and the SEBI Listing Regulations. The committee is responsible for assisting the board in understanding existing risks and reviewing the mitigation and elimination plans for those. The major risks identified by the businesses and functions are systematically addressed through mitigating actions on a continuing basis. The audit committee is also looking after the area of financial risks and controls. The said policy and constitution of the committee is available on the website of Company and can be accessed at company web link: [https://www.lincolnpharma.com/Investor/Other%20Policies/5.%20Risk%20Management%20Policy.pdf?\\_t=1691127263](https://www.lincolnpharma.com/Investor/Other%20Policies/5.%20Risk%20Management%20Policy.pdf?_t=1691127263).

### 18. RELATED PARTY TRANSACTIONS:

All related party transactions are entered into only after receiving prior approval from the Audit Committee. Omnibus approvals are obtained each year for transactions which are repetitive in nature. A statement of all related party transactions entered into is placed before the Audit Committee and Board of Directors for its review on a quarterly basis, specifying the nature, value and terms of the transaction.

## Board's Report (Contd...)

During the year under review, the Company has entered into transactions with related parties as defined under Section 2(76) of the Act read with Companies (Specification of Definitions Details) Rules, 2014, SEBI Listing Regulations and applicable accounting standards, which were in the ordinary course of business and on arms' length basis and in accordance with the policy on related party transactions of the Company. During the year, there was no material transaction with any related parties as per the related party transactions policy of the Company and/or any other related party transaction entered into by the Company that requires disclosure in Form AOC-2, hence, disclosure in Form AOC-2 is not applicable to the Company.

The disclosures pertaining to related party transactions as per the applicable Accounting Standards form part of the notes to the financial statements provided in this Annual Report.

In terms of Regulation 23 (9) of the SEBI Listing Regulations, the Company have submitted related party transaction within prescribed time limit with the stock exchange(s) for the each half year. The policy on related party transactions is placed on the Company's website at <https://www.lincolnpharma.com/Investor/Disclosures%20under%20Regulation%2046%20of%20the%20LODR/6.%20Policy%20on%20Related%20Party%20Transactions.pdf>

### 19. CORPORATE SOCIAL RESPONSIBILITY (CSR):

The Company has adopted a CSR Policy in compliance with the provisions of the act inter alia to give directions and assistance to the Board for leading the CSR initiatives of the Company. The Committee formulates and reviews the Annual Action Plan and also monitors the progress of the CSR activities. The Company has spent ₹153 Lakhs towards the CSR projects for the Financial Year 2022-23. The Company believes in undertaking business in a way that will lead to overall development of all stakeholders and society. The projects have been continuously monitored by the Board on a quarterly basis.

In accordance with Section 135 of the Act and Rule 8 of the Companies (Corporate Social Responsibility Policy) Rules, 2014 the report on CSR activities along with its annexure as forms part of this directors' report (**Annexure – 2**).

### 20. HUMAN RESOURCES MANAGEMENT:

Lincoln has consistently focused on providing its employees

a work environment that promotes diversity and inclusion, free of any discrimination. It has a robust employee engagement policy that helps it develop and retain a highly motivated team.

Your Company continued to build sustenance around various aspects of employee work life as well as organic ways of enhancing its image as an employer of choice.

### 21. VIGIL MECHANISM / WHISTLE BLOWER POLICY:

Pursuant to Rule 7 of the Companies (Meetings of Board and its Powers) Rules, 2014 read with Section 177(10) of the Companies Act, 2013 ("Act") and Regulations 22 of the Listing Regulations your Company has adopted a Vigil Mechanism Framework ("Framework"), under which the Whistle Blower Investigation Committee ("the Committee") has been set up.

The objective of the Framework is to establish a redressal forum, which addresses all concerns raised on questionable practices and through which the Directors and employees can raise actual or suspected violations.

The said policy is available on the website of the Company and can be accessed at <https://www.lincolnpharma.com/Investor/Disclosures%20under%20Regulation%2046%20of%20the%20LODR/5.%20Details%20of%20establishment%20of%20Whistle%20Blower%20Policy.pdf>

### 22. DISCLOSURE UNDER SEXUAL HARASSMENT OF WOMEN AT WORKPLACE (PREVENTION, PROHIBITION AND REDRESSAL) ACT, 2013:

The Company is committed to provide a safe and secure working environment for all employees and create ambience in which all employees can work together without any apprehension of sexual harassment.

In accordance with the requirements of the sexual harassment of women at workplace (prevention, prohibition & redressal) Act, 2013 ("POSH Act") and Rules made thereunder, the Company has formulated and implemented a policy which mandates no tolerance against any conduct amounting to sexual harassment of women at workplace. During the year under review, the Company has not received any complaint under the policy. Appropriate reporting mechanisms are in place for ensuring protection against Sexual Harassment and the right to work with dignity.

## Board's Report (Contd...)

### 23. PARTICULARS OF EMPLOYEES:

The information required under Section 197(12) of the Act read with Rule 5(1) of the Companies (Appointment and Remuneration of Managerial Personnel) Rules, 2014, as forms part of this directors' report (**Annexure – 3**). The information required under Rule 5(2) and (3) of the Companies (Appointment and Remuneration of Managerial Personnel) Rules, 2014, including amendment thereto, is provided in the Annexure forming part of the Report. In terms of the second proviso to Section 136(1) of the Act, the Report and Accounts are being sent to the shareholders excluding the aforesaid Annexure. Any shareholder interested in obtaining the same may write to the Company Secretary at the registered office of the Company.

### 24. AUDITORS AND AUDITORS' REPORT:

#### A. STATUTORY AUDITORS:

M/s. Samir M. Shah & Associates, Chartered Accountants (Firm Registration No.: 122377W) have been appointed as the Statutory Auditors of the Company for a term of five years until the conclusion of 33rd Annual General Meeting of the Company. The Auditors fulfil the eligibility and qualification norms as prescribed under the Act, the Chartered Accountants Act, 1949 and rules and regulations issued thereunder. In addition, the auditors hold a valid certificate issued by the Peer Review Board of the Institute of Chartered Accountants of India (ICAI), a prerequisite for issuing quarterly Limited Review reports.

The Auditor's Report on the standalone and consolidated financial statements of the Company for the year ended 31st March, 2023 forms part of this Annual Report and there are no qualifications, reservations, adverse remarks or disclaimer made by the statutory auditors in their report.

#### B. COST AUDITOR:

As per the requirements of the Section 148 of the Act read with the Companies (Cost Records and Audit) Rules, 2014 as amended from time to time, your Company is required to maintain cost records for few of its products and accordingly, such accounts are made and records have been maintained by the Company.

The board of directors on the recommendation of the audit committee, appointed Messrs Kiran J. Mehta & Co., cost accountants (Firm Registration Number 000025), as the cost auditors of the Company to audit the cost records for the financial year ended on March 31, 2024 as per Section 148 of the Act. Messrs Kiran J. Mehta & Co., cost accountants have confirmed that their appointment is within the limits of Section 141 (3) (g) of the Act and have also certified that they are free from any disqualifications specified under Section 141 (3) and proviso to Section 148 (3) read with Section 141 (4) of the Act.

As per the provisions of the Act, the remuneration payable to the cost auditor is required to be placed before the members in a general meeting for their ratification. Accordingly, a resolution seeking members' ratification for the remuneration payable to Messrs Kiran J. Mehta & Co., cost auditors forms part of the notice convening the AGM.

Relevant cost audit report for the year 2021-22 was submitted to the Central Government within stipulated time and was free from any qualification or adverse remarks.

#### C. SECRETARIAL AUDITOR:

As required by Section 204 of the Act, read with the Companies (Appointment and Remuneration of Managerial Personnel) Rules, 2014, the Board has appointed Messrs Vishwas Sharma & Associates, Practicing Company Secretaries (Certificate of Practice Number: 16942) to conduct Secretarial Audit for the Financial Year 2022-23. The Report of the Secretarial Audit in Form MR – 3 for the financial year ended on March 31, 2023, is annexed to this Report (**Annexure – 4**).

#### COMMENT OF BOARD ON SECRETARIAL AUDITORS' OBSERVATIONS:

With respect to the observations of the Secretarial Auditors':

Non Compliance under Regulation 17 of SEBI (LODR) Regulations, 2015 arose without any malafide intention and on account of Company taking fraction into nearest integer as against Stock Exchange taking nearest higher integer in respect requirement of

## Board's Report (Contd...)

minimum Independent director on the board being 1/3rd of total strength. The Company has further remitted the fine on 23.05.2023 to NSE and BSE Limited and intimate to the both exchanges regarding payment confirmation. And from 26th May, 2023 the composition of the Board is in compliance with Regulation 17(1) of SEBI (Listing Obligations & Disclosure Requirement) Regulations, 2015.

### a) ANNUAL SECRETARIAL COMPLIANCE REPORT:

Pursuant to SEBI Circular CIR/CFD/CMD1/27/2019 dated February 08, 2019, Company has undertaken an audit for the financial year ended March 31, 2023 for all applicable SEBI Regulations and circulars / guidelines issued thereunder. The annual secretarial compliance report issued by Messrs Vishwas Sharma & Associates, Practicing Company Secretaries have been submitted to the stock exchanges within prescribed time limit.

### 25. REPORTING OF FRAUDS BY AUDITORS:

During the year under review, the statutory auditors, cost auditors and secretarial auditor have not reported any instances of frauds committed in the Company by its officers or employees to the audit committee under Section 143 (12) of the Act.

### 26. MAINTENANCE OF COST RECORDS SPECIFIED BY THE CENTRAL GOVERNMENT UNDER SECTION 148 OF THE ACT:

Pursuant to Section 148 (1) of the Act, read with the Companies (Cost Records and Audit) (Amendment) Rules, 2014, the cost audit records maintained by the Company in respect of drug and pharmaceuticals products of the Company are required to be audited by a cost accountant. The audit report of the cost accountant of the Company for the financial year ended March 31, 2023 will be submitted to the relevant authority in due course.

### 27. THE DETAILS OF APPLICATION MADE OR ANY PROCEEDING PENDING UNDER THE INSOLVENCY AND BANKRUPTCY CODE, 2016:

During the financial year ended on March 31, 2023, there is no application made or any proceeding pending under the Insolvency and Bankruptcy Code, 2016 (31 of 2016) against the Company.

### 28. THE DETAILS OF DIFFERENCE BETWEEN AMOUNT OF THE VALUATION DONE AT THE TIME OF ONE TIME SETTLEMENT AND THE VALUATION DONE WHILE TAKING LOAN FROM THE BANKS OR FINANCIAL INSTITUTIONS ALONG WITH THE REASONS THEREOF:

During the Year under the review, there was no One Time Settlement of loan taken from Banks or any financial Institutions. Hence, the difference in valuation does not arise.

### 29. BUSINESS RESPONSIBILITY AND SUSTAINABILITY REPORT:

Pursuant to the Regulation 34 (2) (f) of the SEBI Listing Regulations, the initiatives taken by the Company from an environmental, social and governance perspective, are provided in the Business Responsibility and Sustainability Report which is forms part of this directors' report (**Annexure – 5**).

### 30. CONSERVATION OF ENERGY, TECHNOLOGY ABSORPTION, FOREIGN EXCHANGE EARNINGS AND OUTGO:

The information pertaining to conservation of energy, technology absorption, foreign exchange earnings and outgo as required under Section 134 (3) (m) of the Act read with Rule 8 (3) of the Companies (Accounts) Rules, 2014 forms a part of this Report which as forms part of this directors' report (**Annexure – 6**).

### 31. PROHIBITION OF INSIDER TRADING:

In terms of the provisions of the Securities and Exchange Board of India (Prohibition of Insider Trading) Regulations, 2015, as amended ("SEBI PIT Regulations"), the Company has adopted the revised "Code of Conduct to Regulate, Monitor and Report Trading by Insiders" ("the Code"). The Code is applicable to promoters, all directors, designated persons and connected persons and their immediate relatives, who are expected to have access to unpublished price sensitive information relating to the Company. The Company has also formulated a 'Code of Practices and Procedures for Fair Disclosure of Unpublished Price Sensitive Information (UPSI)' in compliance with the PIT Regulations. The aforesaid codes are available on the website of the Company and can be accessed at <https://www.lincolnpharma.com/Investor/Other%20Policies/6.%20Policy%20on%20Code%20of%20Practices%20and%20>

## Board's Report (Contd...)

Procedures%20for%20Fair%20Disclosure%20of%20Unpublished%20Price%20Sensitive%20Information.pdf?\_t=1691566912

### 32. ANNUAL RETURN:

Pursuant to provision of Section 92 (3) read with Section 134 (3) (a) of the Act, the annual return as on March 31, 2023 is available on the website of the Company at [https://www.lincolnpharma.com/Investor/Disclosures%20under%20Regulation%2046%20of%20the%20LODR/23.%20MGT-7%20Annual%20Return/Final-MGT-7-of-Lincoln-Pharma-for-the-FY-2022-23.pdf?\\_t=1693568197](https://www.lincolnpharma.com/Investor/Disclosures%20under%20Regulation%2046%20of%20the%20LODR/23.%20MGT-7%20Annual%20Return/Final-MGT-7-of-Lincoln-Pharma-for-the-FY-2022-23.pdf?_t=1693568197)

### 33. MANAGEMENT DISCUSSION & ANALYSIS REPORT:

A separate section on Management Discussion and Analysis Report ("MD&A") forms part of this report as required under Regulation 34 (2) of SEBI Listing Regulations.

### 34. CORPORATE GOVERNANCE REPORT:

The Company has a rich legacy of ethical governance practices and committed to implement sound corporate governance practices with a view to bring about transparency in its operations and maximize shareholder value. A separate section on corporate governance along with a certificate from the practicing company secretary regarding compliance with the conditions of corporate governance as stipulated under Schedule V of the SEBI Listing Regulations as forms part of this directors' report (**Annexure -7**).

### 35. AUDIT COMMITTEE:

The details pertaining to the composition of the audit committee are given in the report on corporate governance forming part of this Report. Further, all the recommendations made by the audit committee were accepted by the Board.

### 36. SIGNIFICANT OR MATERIAL ORDER PASSED BY THE REGULATORS OR COURTS:

There are no significant and material orders passed during the year by the regulators or courts or tribunals impacting the going concern status and operations of the Company in future.

### 37. CAUTIONARY STATEMENT:

The annual report including those which relate to the directors' report, management discussion and analysis report may contain certain statements on the Company's intent expectations or forecasts that appear to be forward-looking within the meaning of applicable securities laws and regulations while actual outcomes may differ materially from what is expressed herein. The Company bears no obligations to update any such forward looking statement. Some of the factors that could affect the Company's performance could be the demand and supply for Company's product and services, changes in government regulations, tax laws, forex volatility etc.

### 38. ACKNOWLEDGEMENTS:

The Board of Directors acknowledges and places on record their sincere appreciation of all stakeholders, customers, vendors, banks, Central and State Governments, and all other business partners, for their continued co-operation and for the excellent support received from them.

The Board also wishes to place on record its appreciation to the esteemed investors for showing their confidence and faith in the management of the Company.

Your Directors recognize and appreciate the efforts and hard work of all the employees of the Company and their continued contribution to promote its development.

**For and on behalf of the board  
For Lincoln Pharmaceuticals Limited**

**Mahendra G. Patel**  
Managing Director  
DIN: 00104706

**Hashmukh I. Patel**  
Whole-Time Director  
DIN: 00104834

**Ahmedabad, August 10, 2023**

## Board's Report (Contd...)

### ANNEXURE – 1 TO THE DIRECTORS' REPORT

#### FORM AOC-1

(Pursuant to first proviso to sub-section (3) of section 129 read with rule 5 of Companies (Accounts) Rules, 2014)

#### Statement containing salient features of the financial statements of subsidiaries / associate companies / joint ventures

#### Part "A": Subsidiaries (as per section 2 (87) of the Act)

(₹ in Lakhs)

Particulars	Details
Name of the Subsidiaries	Zullinc Healthcare LLP (Wholly-Owned Subsidiary)
The date since when subsidiary was acquired.	October 16, 2008
Reporting period for the subsidiary concerned, if different from the holding company's reporting period	April 1, 2022 to March 31, 2023
Reporting currency and Exchange rate as on the last date of the relevant Financial Year in the case of foreign subsidiaries	N.A.
Share Capital / Partners Contribution	5.00
Reserves and Surplus	122.34
Total Assets	143.85
Total Liabilities	16.51
Investments	0.00
Turnover	0.00
Profit Before Taxation	7.86
Provision for Taxation	2.46
Profit After Taxation	5.40
Proposed Dividend	0.00
% of shareholding	100%

#### Notes:

- There is no subsidiary which is yet to commence its operation.
- The amounts given in the table above are from the annual accounts made for the respective financial year end for each of the company.

#### Part "B": Associates / Joint Ventures (as per Section 2(6) of the Act) – None

as per our report of even date attached herewith  
In terms of our report attached.

#### For Samir M. Shah & Associates.

Chartered Accountants  
(Firm Regd. No. 122377W)

#### (S.M Shah)

Partner  
(M.No.111052)

Place: Ahmedabad  
Date: August 10, 2023

#### for and on behalf of the Board of Directors of Lincoln Pharmaceuticals Limited

**Mahendra G. Patel**  
(Managing Director)  
(DIN: 00104706)

**Darshit A. Shah**  
(Chief Financial Officer)

Place: Ahmedabad  
Date: August 10, 2023

**Hashmukh I. Patel**  
(Whole Time Director)  
(DIN: 00104834)

**Trusha K. Shah**  
(Company Secretary)  
(M. No.: A59416)



## Board's Report (Contd...)

### ANNEXURE – 2 TO THE DIRECTORS' REPORT

#### REPORT ON CORPORATE SOCIAL RESPONSIBILITY (CSR) ACTIVITIES

##### 1. Brief outline on CSR Policy of the Company.

Company focus on areas like providing education, imparting skills, promoting entrepreneurship and employment. It seeks to help people and communities bridge the opportunity gap. The Company also supports health, wellness, water, sanitation and hygiene needs of communities, especially those that are marginalized. By applying its resources towards communities that need it the most, company ensures equitable access. The Company's CSR strategy incorporates an inclusive approach into the design of every program. Company aims to create innovative solutions to societal challenges applying its contextual knowledge; execute and scale programs using its technology capabilities; engage its large employee base to volunteer their time, skills. The projects undertaken are within the broad framework of schedule VII of the Act. Details of the CSR policy and projects or programs undertaken by the Company are available on the website of the Company at [www.lincolnpharma.com](http://www.lincolnpharma.com).

##### 2. Composition of CSR Committee:

Sr. No.	Name of Director	Designation / Nature of Directorship	Number of meetings of CSR Committee held during the year	Number of meetings of CSR Committee attended during the year
1.	Mr. Ishwarlal A. Patel*	Member, Non-Executive Independent Director	3	3
2.	Mr. Mahendra G. Patel	Member, Executive Director	3	3
3.	Mr. Munjal M. Patel	Member, Executive Director	3	3
4.	Ms. Meha Patel**	Member, Non-Executive Independent Director	-	-

\*Mr. Ishwarlal A. Patel has been ceased from the position of the Independent Director of the Company due to his untimely demise with effect from the 04<sup>th</sup> December, 2022.

\*\* The CSR Committee was reconstituted by inducting Ms. Meha Patel as a member on January 31, 2023, in view of Cessation of Mr. Ishwarlal A. Patel from Directorship of the Company.

##### 3. Provide the web-link where Composition of CSR committee, CSR Policy and CSR projects approved by the board are disclosed on the website of the company: <https://www.lincolnpharma.com/Investor/Disclosures%20under%20Regulation%2046%20of%20the%20LODR/3.%20Composition%20of%20Various%20Committees%20of%20Board%20of%20Directors.pdf>.

##### 4. Provide the executive summary along with web-link(s) of Impact assessment of CSR projects carried out in pursuance of sub-rule (3) of rule 8, if applicable: Not applicable

##### 5. a) Average net profit of the Company as per Section 135 (5): ₹ 8107.28 Lakhs

##### b) Two percent of average net profit as per section 135(5): ₹ 162.15 Lakhs

##### c) Surplus arising out of the CSR projects or programmes or activities of the previous financial years: ₹ 10.93 Lakhs

##### d) Amount required to be set off for the financial year, if any: 10.93 Lakhs

##### e) Total obligation for the financial year [(b)+(c)-(d)]: ₹ 151.22

## Board's Report (Contd...)

### 6. a) Amount spent on CSR Projects (both Ongoing Project and other than Ongoing Project).

Details of CSR amount spent against ongoing projects for the financial year:

Sr. No.	Name of the Project.	Item from the list of activities in Schedule VII to the Act.	Local area (Yes/No).		Project duration.	Amount allocated for the project (₹ in Lakhs)	Amount spent in the current financial Year (₹ in Lakhs).	Amount transferred to Unspent CSR Account for the project as per Section 135(6) (₹ in Lakhs).	Mode of Implementation – Direct (Yes/No).	Mode of Implementation – Through	
			State	District						Name	CSR Registration number.

Nil

Details of CSR amount spent against other than ongoing projects for the financial year:

Name of the Project.	Item from the list of activities in Schedule VII to the Act.	Local area (Yes/No).	Location of the project.		Amount allocated for the project (₹ in Lakhs)	Amount spent for the Project (₹ in Lakhs).	Mode of Implementation – Direct (Yes / No).	Mode of Implementation – Through	
			State	District				Name	CSR Registration number.
Providing support to the differently abled	Clause (ii) Promoting education to differently abled people	Yes	GJ	AHM	10.53	10.53	No	Blind People's Association	CSR00000936
Contribution towards education activities	Clause (ii) Promoting Education	Yes	GJ	AHM	3.50	3.50	No	Dr. Jit Mehta Balshala Trust	CSR00010884
Contribution towards hunger, education, & healthcare activities	Clause (i) & (ii) Eradicating hunger, poverty and malnutrition and promoting education	Yes	GJ	AHM	63.59	63.59	No	Shardaben Gulabdas Patel Public Charity Trust	CSR00007105
Contribution towards education activities	Clause (i) Promoting Education	Yes	GJ	Mehsana	0.51	0.51	No	Shri Sarswati KanyaKelavani Mandal	CSR00008338
Contribution towards healthcare activities	Clause (i) Promoting healthcare	Yes	GJ	AHM	8.97	8.97	No	Sri Sathya Sai Heart Hospital	CSR00007410
Contribution towards hunger, education, & healthcare activities	Clause (i) & (ii) Eradicating hunger, poverty and malnutrition and promoting education	Yes	GJ	AHM	43.73	43.73	No	Tathastu Foundation	CSR00005063
Contribution towards hunger, education, & healthcare activities	Clause (i) & (ii) Eradicating hunger, poverty and malnutrition and promoting education	Yes	GJ	AHM	5.20	5.20	No	Vimukt Foundation	CSR00000570

## Board's Report (Contd...)

Name of the Project.	Item from the list of activities in Schedule VII to the Act.	Local area (Yes/No).	Location of the project.		Amount allocated for the project (₹ in Lakhs)	Amount spent for the Project (₹ in Lakhs).	Mode of Implementation – Direct (Yes / No).	Mode of Implementation – Through Implementing Agency	
			State	District				Name	CSR Registration number.
Contribution towards hunger, education, & healthcare activities	Clause (i) & (ii) Eradicating hunger, poverty and malnutrition and promoting education	Yes	GJ	AHM	6.00	6.00	No	Vicharta Samuday Samarthan Manch	CSR00001129
Contribution towards healthcare activities	Clause (i) Promoting healthcare	Yes	GJ	AHM	3.25	3.25	No	Setu Charitable Trust	CSR00029527
Contribution towards education activities	Clause (ii) Promoting Education	Yes	GJ	AHM	0.35	0.35	No	Saptak School of Music	CSR00010400
Contribution towards education activities	Clause (ii) Promoting Education	Yes	GJ	AHM	3.00	3.00	No	SRISTI	CSR00009748
Providing support to the differently abled	Clause (ii) Promoting education to differently abled people	No	TN	COI	2.50	2.50	No	The United Educational & Social welfare Trust	CSR00000029
Contribution towards hunger, education, & healthcare activities	Clause (i) & (ii) Eradicating hunger, poverty and malnutrition and promoting education	No	DL	DL	2.00	2.00	No	Maharaja Agrasen Jan Kalyan Samiti	CSR00027160

\* GJ – Gujarat, AHM – Ahmedabad \*TN-Tamilnadu, COI-Coimbatore \*DL-Delhi

- b) Amount spent in administrative overheads: Nil  
c) Amount spent on Impact Assessment, if applicable: Nil  
d) Total amount spent for the Financial Year (a+b+c): ₹ 153.13 Lakhs  
e) CSR amount spent or unspent for the financial year:

Total Amount Spent for the Financial Year. (in ₹)	Amount Unspent (in ₹)				
	Total Amount transferred to Unspent CSR Account as per section 135(6).		Amount transferred to any fund specified under Schedule VII as per second proviso to section 135(5).		
	Amount	Date of Transfer	Name of the Fund	Amount	Date of Transfer
₹ 153.13 Lakhs			Not Applicable		

## Board's Report (Contd...)

**f) Excess amount for set off, if any:**

Sr. No.	Particular	₹ in Lakhs
i.	Two percent of average net profit of the company as per section 135(5)	162.15
ii.	Total amount spent for the financial year	153.13
iii.	Excess amount spent for the financial year [(ii)-(i)]	1.91
iv.	Surplus arising out of the CSR projects or programmes or activities of the previous financial years, if any	NIL
v.	Amount available for set off in succeeding financial years [(iii)-(iv)]	1.91

7.

**a) Details of unspent CSR amount for the preceding three financial years:**

Sr. No.	Preceding Financial Year	Amount transferred to Unspent CSR Account under subsection (6) of section 135 (6) (₹ in Lakhs)	Balance Amount in Unspent CSR Account under subsection (6) of section 135 (in ₹)	Amount spent in the Financial Year (₹ in Lakhs)	Amount transferred to a fund as specified under Schedule VII as per second proviso to sub section (5) of section 135, if any.		Amount remaining to be spent in succeeding financial years. (₹ in Lakhs)	Deficiency, if any
					Amount (₹ in Lakhs)	Date of transfer		
	FY-1							
	FY-2				Not Applicable			
	FY-3							

**b) Details of CSR amount spent in the financial year for ongoing projects of the preceding financial year(s):**

Sr. No.	Project ID	Name of Project	Financial Year in which the project was commenced.	Project duration.	Total amount allocated for the project (₹ in Lakhs).	Amount spent on the project in the reporting Financial Year (₹ n Lakhs).	Cumulative amount spent at the end of reporting Financial Year. (₹ in Lakhs).	Status of the project – Completed / Ongoing.
Not Applicable								

**8. Whether any capital assets have been created or acquired through Corporate Social Responsibility amount spent in the Financial Year:**

Yes  No

If yes, enter the number of Capital assets created/ acquired

N.A

## Board's Report (Contd...)

Furnish the details relating to such asset(s) so created or acquired through Corporate Social Responsibility amount spent in the Financial Year:

SR No.	Short particulars of the property or asset(s) [including complete address and location of the property]	Pin code of the property or asset(s)	Date of creation	Amount of CSR amount spent	Details of entity/ Authority/ beneficiary of the registered owner		
(1)	(2)	(3)	(4)	(5)	(6)		
					CSR Registration Number, if applicable	Name	Registered address
NA							

9. Specify the reason(s), if the company has failed to spend two per cent of the average net profit as per section 135(5).  
Not Applicable

For and on behalf of the board  
**For Lincoln Pharmaceuticals Limited**

**Mahendra G. Patel**  
Managing Director  
& member of CSR Committee,  
DIN: 00104706

**Hashmukh I. Patel**  
Whole-Time Director  
DIN: 00104834

Ahmedabad, August 10, 2023

## Board's Report (Contd...)

### ANNEXURE – 3 TO THE DIRECTORS' REPORT

#### STATEMENT OF PARTICULARS AS PER RULE 5 OF COMPANIES (APPOINTMENT AND REMUNERATION OF MANAGERIAL PERSONNEL) RULES, 2014.

The remuneration and perquisites provided to the employees and management are at par with the industry levels. The remunerations paid to the directors and key managerial personnel are reviewed and recommended by the nomination and remuneration committee.

**1) The Ratio of the remuneration of each director to the median remuneration of the employees of the company for the Financial Year Ended March 31, 2023;**

(₹ in Lakhs)

SN	Name of Directors	Remuneration (Per Annum)	Ratio
1.	Mr. Mahendra G. Patel	32.22	6:1
2.	Mr. Hashmukh I. Patel	33.25	6:1
3.	Mr. Ashish R. Patel	53.35	10:1
4.	Mr. Munjal M. Patel	34.42	6:1

**2) The percentage increase in remuneration of each Director, Chief Financial Officer, Chief Executive Officer, Company Secretary or Manager, if any, in the Financial Year Ended March 31, 2023;**

SN	Name of Directors / KMP	Designation	% Increase
1.	Mr. Mahendra G. Patel	Managing Director	16.10
2.	Mr. Hashmukh I. Patel	Whole-Time Director	NIL
3.	Mr. Ashish R. Patel	Whole-Time Director	13.09
4.	Mr. Munjal M. Patel	Whole-Time Director	13.25
5.	Mr. Anand A. Patel	Whole-Time Director (w.e.f 09.08.2022)	NA
6.	Mr. Darshit A. Shah	Chief Financial Officer	13.92
7.	Mr. Niren A Desai	Company Secretary (till 19.07.2022)	NIL
8.	Ms. Trusha Shah	Company Secretary (w.e.f 10.11.2022)	NA

The other directors are non-executive directors and they are not receiving remuneration and sitting fees during the financial year ended March 31, 2023.

**3) The percentage increase in the median remuneration of employees in the financial year ended March 31, 2023: 13.38%**

**4) The number of permanent employees on the rolls of company;** There are 1700 permanent employees on the rolls of the Company.

**5) Average percentile increase already made in the salaries of employees other than the managerial personnel in the last financial year and its comparison with the percentile increase in the managerial remuneration and justification thereof and point out if there are any exceptional circumstances for increase in the managerial remuneration;**

The average increase in salaries of employees other than managerial personnel in 2022-2023 was 13.38%. Percentage increase in the managerial remuneration for the year was 14%. There is no material difference in increase in salary of managerial remuneration as compare to employees. Annual increment in the salary is based on the different grades, industry pattern, qualification, expertise and experience of individual employee. As such the annual increment in remuneration is as per the terms of appointment and is in conformity with the remuneration policy of the Company.

**6) the key parameters for any variable component of remuneration availed by the directors;**

No such variable component is included in the remuneration paid to directors.

**7) Affirmation that the remuneration is as per the remuneration policy of the Company:**

The remuneration paid to key managerial personnel is as per the remuneration policy of the Company.

For and on behalf of the board

**For Lincoln Pharmaceuticals Limited**

**Mahendra G. Patel**

Managing Director

DIN: 00104706

**Hashmukh I. Patel**

Whole-Time Director

DIN: 00104834

Ahmedabad, August 10, 2023



## Board's Report (Contd...)

### ANNEXURE – 4 TO THE DIRECTORS' REPORT

**Form No. MR-3**  
**SECRETARIAL AUDIT REPORT**  
**FOR THE FINANCIAL YEAR ENDED 31<sup>ST</sup> MARCH, 2023**

[Pursuant to section 204(1) of the Companies Act, 2013 and rule No.9 of the Companies (Appointment and Remuneration Personnel) Rules, 2014]

To,  
The Members,

**LINCOLN PHARMACEUTICALS LIMITED**  
(CIN:- L24230GJ1995PLC024288),  
"LINCOLN HOUSE", Behind Satyam Complex,  
Science City Road, Sola, Ahmedabad – 380060.

I have conducted the secretarial audit of the compliance of applicable statutory provisions and the adherence to good corporate practices by **LINCOLN PHARMACEUTICALS LIMITED** (hereinafter referred as "the company"). Secretarial Audit was conducted in a manner that provided me a reasonable basis for evaluating the corporate conducts/statutory compliances and expressing my opinion thereon.

Based on my verification of the Company's books, papers, minute books, forms and returns filed and other records maintained by the Company and also the information provided by the Company, its officers, agents and authorized representatives during the conduct of secretarial audit, I hereby report that in my opinion, the Company has, during the audit period covering the financial year ended on **31<sup>st</sup> March, 2023** ('Audit Period') complied with the statutory provisions listed hereunder and also that the Company has proper Board-processes and compliance-mechanism in place to the extent, in the manner and subject to the reporting made hereinafter:

I have examined the books, papers, minute books, forms and returns filed and other records maintained by the Company for the financial year ended on **31<sup>st</sup> March, 2023** according to the provisions of:

- i. The Companies Act, 2013 (**the Act**) and the rules made there under.
- ii. The Securities Contracts (Regulation) Act, 1956 ('SCRA') and the rules made thereunder;
- iii. The Depositories Act, 1996 and the Regulations and Bye-laws framed thereunder;
- iv. Foreign Exchange Management Act, 1999 and the Rules and Regulations made thereunder to the extent of Foreign

Direct Investment, Overseas Direct Investment and External Commercial Borrowing.

- v. The following Regulations and Guidelines prescribed under the Securities and Exchange Board of India Act, 1992 ('SEBI Act'):-

- (a) The Securities and Exchange Board of India (Substantial Acquisition of Shares and Takeovers) Regulations, 2011;
- (b) The Securities and Exchange Board of India (Prohibition of Insider Trading) Regulations, 2015.
- (c) The Securities and Exchange Board of India (Issue of Capital and Disclosure Requirements) Regulations, 2009 (**not applicable to the company during the audit period**);
- (d) The Securities and Exchange Board of India (Share Based Employee Benefits) Regulations, 2014 (**not applicable to the company during the audit period**);
- (e) Securities and Exchange Board of India (Issue and Listing of Non-Convertible Securities) Regulations, 2021 (**not applicable to the company during the audit period**);
- (f) The Securities and Exchange Board of India (Registrars to an Issue and Share Transfer Agents) Regulations, 1993;
- (g) The Securities and Exchange Board of India (Delisting of Equity Shares) Regulations, 2009 (**not applicable to the company during the audit period**);
- (h) The Securities and Exchange Board of India (Buyback of Securities) Regulations, 1998 (**not applicable to the company during the audit period**);
- (i) Securities and Exchange Board of India (Listing Obligations and Disclosure Requirements) Regulations, 2015;

## Board's Report (Contd...)

I have relied on the representations made by the Company and its officers for systems and mechanism formed by the Company for compliances system prevailing in the Company and on examination of the relevant documents and records in pursuance thereof, on test-check basis, the Company has complied with the provisions of The Drugs and Cosmetics Act, 1940 and The Factories Act, 1948 and rules made thereunder, as is specifically applicable to the Company.

I have also examined compliance with the applicable Clauses of the following:

- (i) Secretarial Standards issued by The Institute of Company Secretaries of India;
- (ii) The Uniform Listing Agreement entered into by the Company with National Stock Exchange of India Limited (NSE) and BSE Limited (BSE).

During the period under review the Company has complied with the provisions of the Act, Rules, Regulations, Guidelines, Standards etc. mentioned above and subject to the following observations;

1. **The Company failed to appoint a new Independent Director within stipulated time period on casual vacancy caused due to death of Mr. Ishwarlal Ambalal Patel (DIN: - 00217324) on December 04, 2022. Thus, the composition of Board was not in compliance of provision of Regulation 17(1) of the SEBI (LODR) Regulation, 2015 as on March 31, 2023. Both the Exchanges (i.e NSE & BSE) has imposed fine of Rs.1,65,200/- respectively on the Company after March 31, 2023 for the said non-compliance. The Company has paid the said fines.**

### I further report that:

The Board of Directors of the Company is duly constituted with proper balance of Executive Directors, Non-Executive Directors and Independent Directors except **the appointment of a new Independent Director on casual vacancy caused due to death of Mr. Ishwarlal Ambalal Patel (DIN: - 00217324) on December 04, 2022.** The changes in the composition of the Board of Directors that took place during the period under review were carried out in compliance with the provisions of the Act.

Adequate notice is given to all the directors to schedule the Board Meetings, agenda and detailed notes on agenda were sent at least seven days in advance and a system exists for seeking and obtaining further information and clarifications on the agenda items before the meeting and for meaningful participation at the meeting.

Board takes decision by majority of directors while the dissenting directors' views are captured and recorded as part of the minutes.

### I further report that:

There are adequate systems and processes in the company commensurate with the size and operations of the company to monitor and ensure compliance with applicable Laws, Rules, Regulations and guidelines.

### I further report that there were no other instances of:

- (i) Public/Rights/Preferential issue of Shares/debentures/sweat equity.
- (ii) Redemption/buy-back of securities.
- (iii) Major decisions taken by the members in pursuance to section 180 of the Companies Act, 2013
- (iv) Merger/amalgamation etc.
- (v) Foreign technical collaborations.

**For, Vishwas Sharma and Associates,**  
Company Secretaries,

**Vishwas Sharma**

Proprietor

FCS: 12606,

COP No.:16942

UDIN: F012606E000781814

PR No.:854/2020

Place: Ahmedabad

Date: 10.08.2023

**Note:** This report is to be read with my letter of even date which is annexed as Annexure herewith and forms and integral part of this report.

## Board's Report (Contd...)

---

### Annexure to Secretarial Audit Report

To,  
The Members,  
**LINCOLN PHARMACEUTICALS LIMITED,**  
"LINCOLN HOUSE", Behind Satyam Complex,  
Science City Road, Sola, Ahmedabad – 380060.

My report of even date is to be read along with this letter.

1. Maintenance of secretarial records is the responsibility of the management of the Company. My responsibility is to express an opinion on these secretarial records based on my audit.
2. I have followed the audit practices and processes as were appropriate to obtain reasonable assurance about the correctness of the contents of the secretarial records. The verification was done on test basis to ensure that correct facts are reflected in secretarial records. I believe that the processes and practices, I followed provide a reasonable basis for my opinion.
3. I have not verified the correctness and appropriateness of financial records and Books of Accounts of the Company.
4. Wherever required, I have obtained the Management representations about the compliance of Laws, Rules and Regulations and happening of events etc.
5. The compliance of the provisions of corporate and other applicable Laws, Rules, Regulations, Standards is the responsibility of management. My examination was limited to the verification of procedures on test basis.
6. The Secretarial Audit report is neither an assurance as to the future viability of the Company nor of the efficacy or effectiveness with which the management has conducted the affairs of the Company.

**For, Vishwas Sharma and Associates,**  
Company Secretaries,

**Vishwas Sharma**  
Proprietor  
FCS: 12606,  
COP No.:16942  
UDIN: F012606E000781814  
PR No.:854/2020

Place: Ahmedabad  
Date: 10.08.2023

## Board's Report (Contd...)

### ANNEXURE – 5 TO THE DIRECTORS' REPORT

#### BUSINESS RESPONSIBILITY AND SUSTAINABILITY REPORT

(Pursuant to Regulation 34 (2) (f) of Securities and Exchange Board of India  
(Listing Obligations and Disclosure Requirements) Regulations, 2015)

#### SECTION A: GENERAL DISCLOSURE:

##### I. Details of the Listed Entity

Sr. No.	Particulars	Company Information
1.	<b>Corporate Identity Number (CIN) of the Company</b>	L24230GJ1995PLC024288
2.	<b>Name of your Company</b>	Lincoln Pharmaceuticals Limited
3.	<b>Year of Incorporation</b>	20-01-1995
4.	<b>Registered Office address</b>	"LINCOLN HOUSE", Behind Satyam Complex, Science City Road, Sola, Ahmedabad – 380 060, Gujarat, India.
5.	<b>Corporate Address</b>	Same as above
6.	<b>E-Mail ID</b>	investor@lincolnpharma.com
7.	<b>Telephone</b>	079-41078081
8.	<b>Website</b>	www.lincolnpharma.com
9.	<b>Financial Year reported</b>	April 01, 2022 to March 31, 2023
10.	<b>Name of the stock exchange(s) where shares are listed</b>	BSE Ltd. (Bombay Stock Exchange) and the National Stock Exchange of India Ltd. (NSE).
11.	<b>Paid-up capital</b>	₹ 2,002.97 Lakhs
12.	<b>Name and contact details (telephone, email address) of the person who may be contacted in case of any queries on the Business Responsibility and Sustainability Report</b>	Name: Ms. Trusha Shah Designation: Company Secretary Telephone No.: 079-41078081 Email ID: trushashah@lincolnpharma.com
13.	<b>Reporting boundary</b>	Standalone Basis

##### II. Product/Services sold by the entity:

14. Details of business activities (accounting for 90% of the turnover):

S. No.	Description of Main Activity	Description of Business Activity	% of Turnover of the entity
1.	Manufacturing	Chemical and chemical products, pharmaceuticals, medicinal chemical and botanical products	100%

15. Products / Services sold by the entity (accounting for 90% of the entity's Turnover):

SR No.	Product/Service	NIC Code (last 3 digits)	% of Total Turnover contributed
1.	Manufacturing and trading of pharmaceuticals products like medicines, injections and other related products	210	100%

## Board's Report (Contd...)

### III. Operations

16. Number of locations where plants and/or operations/offices of the entity are situated:

Location	Number of plants	Number of offices	Total
National	2	1	3
International	Nil	Nil	Nil

17. Markets Served by the Entity:

1. No. of Locations:

Locations	Number
National (No. of States)	26
International (No. of Countries)	60

2. What is the contribution of exports as a

Percentage of the total turnover of the Entity? - 57.4%

3. A brief on types of Customers - Customers are important stakeholders in our business. Our company's customer base includes Stockists, Medical agency, Health Care Professionals ('HCPs'), Hospitals and Government Institutions to whom your company sells its products.

### IV. Employees

18. Details as on end of Financial Year:

a. Employees and workers (including differently abled):

S. No.	Particulars	Total (A)	Male		Female	
			No. (B)	% (B / A)	No. (C)	% (C / A)
<b>EMPLOYEES</b>						
1.	Permanent (D)	1645	1558	94.71%	87	5.29%
2.	Other than Permanent (E)	Nil	Nil	Nil	Nil	Nil
<b>3.</b>	<b>Total employees (D + E)</b>	1645	1558	94.71%	87	5.29%
<b>WORKERS</b>						
4.	Permanent (F)	Nil	Nil	Nil	Nil	Nil
5.	Other than Permanent (G)	278	155	55.76%	123	44.24%
<b>6.</b>	<b>Total workers (F + G)</b>	278	155	55.76%	123	44.24%

## Board's Report (Contd...)

b. Differently abled Employees and workers:

S. No	Particulars	Total (A)	Male		Female	
			No. (B)	% (B / A)	No. (C)	% (C / A)
<b>DIFFERENTLY ABLED EMPLOYEES</b>						
1.	Permanent (D)	Nil	Nil	Nil	Nil	Nil
2.	Other than Permanent (E)	Nil	Nil	Nil	Nil	Nil
<b>3.</b>	<b>Total differently abled employees (D + E)</b>	Nil	Nil	Nil	Nil	Nil
<b>DIFFERENTLY ABLED WORKERS</b>						
4.	Permanent (F)	Nil	Nil	Nil	Nil	Nil
5.	Other than permanent (G)	Nil	Nil	Nil	Nil	Nil
<b>6.</b>	<b>Total differently abled workers (F + G)</b>	Nil	Nil	Nil	Nil	Nil

19. Participation/Inclusion/Representation of Women:

	Total (A)	No. and percentage of Females	
		No. (B)	% (B / A)
<b>Board of Directors</b>	9	1	11.11%
<b>Key Management Personnel (other than Executive Directors)</b>	2	1	50.00%

20. Turnover rate for permanent employees and workers (Disclose trends for the past 3 years)\*:

	FY 2022-23			FY 2021-22			FY 2020-21		
	Male	Female	Total	Male	Female	Total	Male	Female	Total
<b>Permanent Employees</b>	33%	46%	33%	32%	34%	33%	38%	42%	39%
<b>Permanent Workers</b>	Nil	Nil	Nil	Nil	Nil	Nil	Nil	Nil	Nil

### V. Holding, Subsidiary and Associate Companies (including joint ventures):

21. (a) Names of holding / subsidiary / associate companies / joint ventures

SR NO.	Name of the holding/subsidiary/ associate companies/ joint ventures (A)	Indicate whether it is a holding/Subsidiary/ Associate/or Joint Venture	% of shares held by listed entity	Does the entity indicated at column A, participate in the Business Responsibility initiatives of the listed entity? (Yes/No)
1.	Zullinc Healthcare LLP	Wholly Owned Subsidiary	100%	No

### VI. CSR Details:

22. (i) CSR is applicable as per section 135 of Companies Act, 2013. Your company's total spending on CSR is 2% of the average net profit in the previous three financial years. The CSR expenditure for the reporting year is INR 153.13 lakhs.

(ii) Turnover: INR 51,030.88 Lakhs

(iii) Net worth: INR 50,247.46 lakhs

The detailed report on the CSR programmes undertaken during the year has been provided in Annexure 'D' to the Director's Report.



## Board's Report (Contd...)

### VII. Transparency and Disclosures Compliances:

23. Complaints/Grievances on any of the principles (Principles 1 to 9) under the National Guidelines on Responsible Business Conduct:

Stakeholder group from whom complaint is received	Grievance Redressal Mechanism in Place (Yes/No) (If Yes, then provide web-link for grievance redress policy)	FY 2022-23 Current Financial Year			FY 2021-22 Previous Financial Year		
		No. of complaints filed during the year	No. of complaints pending resolution at close of the year	Remarks	No. of complaints filed during the year	No. of complaints pending resolution at close of the year	Remarks
Communities	Policies which are required by the law is available on the website of the Company i.e <a href="https://www.lincolnpharma.com/investor/other-policies/">https://www.lincolnpharma.com/investor/other-policies/</a> . And the policies which are internal to the company are available on the intranet of the Company	Nil	Nil	NA	Nil	Nil	NA
Investors (other than shareholders)		Nil	Nil	NA	Nil	Nil	NA
Shareholders		Nil	Nil	NA	Nil	Nil	NA
Employees and workers		Nil	Nil	NA	Nil	Nil	NA
Customers		Nil	Nil	NA	Nil	Nil	NA
Value Chain Partners		Nil	Nil	NA	Nil	Nil	NA
Other (please specify)		Nil	Nil	NA	Nil	Nil	NA

24. Overview of the Entity's Material Responsible Business Conduct Issues

Material Issues	Risk / Opportunity	Rationale for Identifying as Risk	Management Approach	Implications of the Risk or Opportunity (Negative/Positive)
Product Quality	Risk	Not providing high standard of quality products adversely impact the health & safety of patients. Other consequences like financial, reputational can become critical aspects for the company.	The Company deliberately invests towards manufacturing high quality products considering it as priority and commitment.	Negative
Human Rights	Risk	Desecrations of human rights can lead to reputational damages and negative impact with public relations.	The Company along with our value chain are committed to support the human rights. Hence company work with our business Partners along the value chain to prevent or mitigate human rights risks.	Negative

## Board's Report (Contd...)

Material Issues	Risk / Opportunity	Rationale for Identifying as Risk	Management Approach	Implications of the Risk or Opportunity (Negative/Positive)
Employee Safety	Risk	Hazardous chemicals in the factories can impact health of workers.	The Company is continuously makes efforts to identify unsafe acts and has taken utmost care of their employees, workers by providing medical check-ups at regular intervals. For additional women safety, they have policy on "prevention of sexual harassment".	Negative
Business Ethics & Corporate Governance	Opportunity	Performance of the company in unethical way can damage the reputation and further leads to loss of customers.	Company is serving principles of good corporate governance and value of ethics in the organisation to their employees and workers by conducting various trainings and programmes.	Negative
Climate Change	Risk	Sudden change in climate could increase the business risk which may affect the operation and profits of the organisation.	To identify risk and control measures for the sudden climate change and to create an infrastructure to address the extreme weather condition.	Negative

### SECTION B: MANAGEMENT AND PROCESS DISCLOSURES:

Sr. No.	Disclosure Questions	P 1	P 2	P 3	P 4	P 5	P 6	P 7*	P 8	P 9
<b>Policy and Management Processes</b>										
1.	a. Whether your entity's policy/policies cover each principle and its core elements of the NGRBCs. (Yes/No)	Y	Y	Y	Y	Y	Y	NA	Y	Y
	b. a. Whether your entity's policy/policies cover each principle and its core elements of the NGRBCs. (Yes/No)	Y	Y	Y	Y	Y	Y	NA	Y	Y
	c. Web link of the policies, if available	Code of Conduct, corporate social responsibility policy, whistle blower policy etc. are available on the website of the Company <a href="https://www.lincolnpharma.com/investor/disclosures-under-regulation-46-of-the-lodr/">https://www.lincolnpharma.com/investor/disclosures-under-regulation-46-of-the-lodr/</a> .								
2.	Whether the entity has translated the policy into procedures. (Yes / No)	Y	Y	Y	Y	Y	Y	NA	Y	Y
3.	Do the enlisted policies extend to your value chain partners?	No								

## Board's Report (Contd...)

4. Name of the national and international codes/certifications/labels/ standards (e.g., Forest Stewardship Council, Fairtrade, Rainforest Alliance, Trustee) standards (e.g., SA 8000, OHSAS, ISO, BIS) adopted by your entity and mapped to each principle.	EU-GMP, WHO-GMP, TGA, ISO-9001:2015, ISO-14001:2015 and ISO-45001:2018 certifications for Khatraj plant and ISO-9001:2015 for Mehsana plant.																	
5. Specific commitments, goals and targets set by the entity with defined timelines, if any.	Water waste reduction and Health & wellbeing of employees and workers in the organisation by the year 2030.																	
6. Performance of the entity against the specific commitments, goals and targets along-with reasons in case the same are not met.	NA	NA	NA	NA	NA	NA	NA	NA	NA									
7. Statement by director responsible for the business responsibility report, highlighting ESG related challenges, targets and achievements.	Please refer to Managing Director's Letter on Page No.4 of the Annual Report FY23.																	
8. Details of the highest authority responsible for implementation and oversight of the Business Responsibility policy/policies.	Name: Mr. Mahendra G. Patel Designation: Managing Director DIN: 00104706 Email id: cs@lincolnpharma.com																	
9. Does the entity have a specified Committee of the Board / Director responsible for decision making on sustainability issues? If yes, provide details	Yes, your company's Risk Management committee has been provided with the mandate of managing all issues with respect to sustainability and Environment, Social and Governance (ESG) issues.																	
10. <b>Details of Review of NGRBCs by your company:</b>																		
<b>Subject for Review</b>	<b>Indicate whether review was undertaken by Director / Committee of the Board Any other Committee</b>									<b>Frequency (Annually/Half yearly/ Quarterly/Any other - please specify)</b>								
	<b>P 1</b>	<b>P 2</b>	<b>P 3</b>	<b>P 4</b>	<b>P 5</b>	<b>P 6</b>	<b>P 7*</b>	<b>P 8</b>	<b>P 9</b>	<b>P 1</b>	<b>P 2</b>	<b>P 3</b>	<b>P 4</b>	<b>P 5</b>	<b>P 6</b>	<b>P 7*</b>	<b>P 8</b>	<b>P 9</b>
Performance against policies and follow up action	During the Quarterly Committee meetings, members of the committee review the policy and set the applicable objectives.									Quarterly								
Compliance with statutory requirements of relevance to the principles, and rectification of any non-compliances	The Company has vigorous management system to track the applicable compliance. During the year, no penalty or fine were levied on the company with relevance to the principles.									Monthly								
11. Has the entity carried out independent assessment/ evaluation of the working of its policies by an external agency? (Yes/No). If yes, provide name of the agency.	<b>P 1</b>	<b>P 2</b>	<b>P 3</b>	<b>P 4</b>	<b>P 5</b>	<b>P 6</b>	<b>P 7*</b>	<b>P 8</b>	<b>P 9</b>	The independent audit has not been carried out by external agency. However, the policies, if required, are evaluated in-house, from time to time and updated whenever necessary.								

\* Presently, the Company is not actively engaged in influencing any public and regulatory policy.

## Board's Report (Contd...)

12. If answer to question (1) above is "No" i.e. not all Principles are covered by a policy, reasons to be stated:

Questions	P1	P2	P3	P4	P5	P6	P7	P8	P9
The entity does not consider the Principles material to its business (Yes/No)									
The entity is not at a stage where it is in a position to formulate and implement the policies on specified principles (Yes/No)									
The entity does not have the financial or/human and technical resources available for the task (Yes/No)						Not Applicable			
It is planned to be done in the next financial year (Yes/No)									
Any other reason (please specify)									

### SECTION C: PRINCIPLE-WISE PERFORMANCE DISCLOSURE

**PRINCIPLE 1: Businesses should conduct and govern themselves with integrity, and in a manner that is Ethical, Transparent and Accountable.**

#### ESSENTIAL INDICATORS

- 1) **Percentage coverage by training and awareness programmes on any of the Principles during the financial year:**

Segment	Total Number of Training and Awareness Programmes held	Topics/Principles covered under the Training and its Impact	% Of persons in a respective category Covered by the Awareness Programmes
Board of Directors	2	Corporate Governance, Business growth and quality products Mfg.	60%
Key Managerial Personnel	2	Leadership and skill development	100%
Employees other than Board of Directors and KMPs	3	Work ethics and Skill Development	78%
Workers	3	Hard work and Work perfection	76%

- 2) **Details of fines/penalties/punishment/award/compounding fees/settlement amount paid in proceedings (by the entity or by directors/KMPs) with regulators/law enforcement agencies/judicial institutions, in the financial year, in the following format:** During FY 2022-23, there were no such reported cases on the Company.

Monetary					
Monetary Category	NGRBC Principle	Name of Regulatory/ Enforcement Agencies/ Judicial Institutions	Amount (in INR)	Brief of the Case	Has an Appeal been preferred?
Penalty/ Fine			NIL		
Compounding Fee			NIL		
Non-Monetary					
Non-Monetary Category	NGRBC Principle	Name of Regulatory/ Enforcement Agencies/ Judicial Institutions	Amount (in INR)	Brief of the Case	Has an Appeal been preferred?
Imprisonment			NIL		
Punishment			NIL		

## Board's Report (Contd...)

- 3) **Of the instances disclosed in Question 2 above, details of the Appeal/Revision preferred in cases where monetary or non-monetary action has been appealed :** Not Applicable
- 4) **Does the entity have an anti-corruption or anti-bribery policy? If yes, provide details in brief and if available, provide a web-link to the policy. :** No
- 5) **Number of Directors/KMPs/employees/workers against whom disciplinary action was taken by any law enforcement agency for the charges of bribery/ corruption.**

There were no instances of disciplinary action against Directors/KMPs/employees/workers for FY 2022-23 and FY 2021-22.

- 6) **Details of complaints with regard to conflict of interest.**

All related party transactions are pre-approved by the Audit Committee and the Board of Directors. No complaints with regard to conflict of interest were received in FY 2022-23.

- 7) **Provide details of any corrective action taken or underway on issues related to fines/penalties/action taken by regulators/law enforcement agencies/judicial institutions, on cases of corruption and conflicts of interest:**

During FY 2022-23, there were no such reported cases on the Company.

### LEADERSHIP INDICATORS

- 1) **Awareness programmes conducted for value chain partners on any of the principles during the financial year:**

Total number of awareness programmes held	Topics / principles covered under the training	%age of value chain partners covered (by value of business done with such partners) under the awareness programmes
2	Quality Products, Ethics & Governance	55%

- 2) **Processes in place to avoid/ manage conflict of interests involving members of the Board:**

During FY 2022-23, there were no such reported cases on the Company.

### PRINCIPLE 2: Businesses should provide goods and services in a manner that is sustainable and safe.

#### ESSENTIAL INDICATORS

- 1) **Percentage of capital expenditure (capex) investments in specific technologies to improve the environmental and to total capex investments made by the entity.**

Category	Current Financial Year	Previous Financial Year	Details of improvements in environmental and social impacts
R&D	1.95%	1.84%	Improvement in medicine effectiveness
Capex	0.80%	0.43%	health & safety improvement.

- 2) **Does the entity have procedures in place for sustainable sourcing? (Yes/ No). If yes, what percentage of inputs were sourced sustainably?**

Your company is committed to adopting sustainable practices across the lifecycle of our product. We are dedicated on working with vendors and suppliers to reduce the environmental impacts of sourcing. Further we have ensured to procure maximum raw materials from ISO 9001 certified sources.

## Board's Report (Contd...)

**3) Describe the processes in place to safely reclaim your products for reusing, recycling and disposing at the end of life, for (a) Plastics (including packaging) (b) E-waste (c) Hazardous waste and (d) other waste.**

- (a) Your company is providing life saving drugs at affordable cost thus our constant approach is to reduce the waste. Hence any waste generated from packing materials are sent back for disposal.
- (b) 100% e-waste is sold to authorised vendors.
- (c) any reusable hazardous waste will be channelized for recycling and not usable waste is sent to secured landfills.
- (d) Other non-hazardous waste such as boiler ash, biomedical waste are sent back to recyclers, manufacturers & authorised management facility.

**4) Whether Extended Producer Responsibility (EPR) is applicable to the entity's activities (Yes/No). If yes, whether the waste collection plan is in line with the Extended Producer Responsibility (EPR) plan submitted to Pollution Control Boards? If not, provide steps taken to address the same:**

Yes, EPR is applicable to the Company's activities. The Company handles, processes and disposes plastic waste generated in line with the EPR plan submitted to the Central Pollution Control Board.

### LEADERSHIP INDICATORS

**1) Has the entity conducted Life Cycle Perspective / Assessments (LCA) for any of its products?**

No, the company has not undertaken any Lifecycle Perspective / Assessments for any of its products for FY 2022-23.

**2) If there are any significant social or environmental concerns and/or risks arising from production or disposal of your products / services, as identified in the Life Cycle Perspective / Assessments (LCA) or through any other means, briefly describe the same along-with action taken to mitigate the same.**

Name of Product / Service	Description of the risk / concern	Action Taken
N.A.	N.A	N.A

**3) Percentage of recycled or reused input material to total material (by value) used in production:** Not Applicable as the company manufactures lifesaving drugs hence to maintain good practice, company does not use recycled or reused input materials.

**4) Of the products and packaging reclaimed at end of life of products, amount (in metric tonnes) reused, recycled, and safely disposed of:**

	FY 2022-23			FY 2022-21		
	Current Financial Year			Previous Financial Year		
	Re-Used	Recycled	Safely Disposed	Re-Used	Recycled	Safely Disposed
Plastics (including packaging)						
E-waste		NIL			NIL	
Hazardous waste						
Other waste						

## Board's Report (Contd...)

### 5) Reclaimed products and their packaging materials (as percentage of products sold) for each product category. : NIL

Indicate product category	Reclaimed products and their packaging materials as % of total products sold in respective category
	NIL

PRINCIPLE 3: Businesses should respect and promote the well-being of all employees, including those in their value chains.

### ESSENTIAL INDICATORS

#### 1) Details of measures for the well-being of employees and workers.

##### a. Details of measures for the well-being of employees:

Category	Total (A)	% of employees covered by									
		Health insurance		Accident insurance		Maternity benefits		Paternity Benefits		Day Care facilities	
		Number (B)	% (B / A)	Number (C)	% (C / A)	Number (D)	% (D / A)	Number (E)	% (E / A)	Number (F)	% (F / A)
<b>Permanent employees</b>											
Male	1558	1558	100	1558	100	Nil	Nil	Nil	Nil	Nil	Nil
Female	87	87	100	87	100	Nil	Nil	Nil	Nil	Nil	Nil
<b>Total</b>	<b>1645</b>	<b>1645</b>	<b>100</b>	<b>1645</b>	<b>100</b>	Nil	Nil	Nil	Nil	Nil	Nil
<b>Other than Permanent employees</b>											
Male	Nil	Nil	Nil	Nil	Nil	Nil	Nil	Nil	Nil	Nil	Nil
Female	Nil	Nil	Nil	Nil	Nil	Nil	Nil	Nil	Nil	Nil	Nil
<b>Total</b>	Nil	Nil	Nil	Nil	Nil	Nil	Nil	Nil	Nil	Nil	Nil

##### b. Details of measures for the well-being of workers:

Category	Total (A)	% of workers covered by				
		Health insurance	Accident insurance	Maternity benefits	Paternity Benefits	Day Care facilities
		Number (B)	% (B / A)	Number (C)	% (C / A)	Number (D)
<b>Permanent workers</b>						
Male	Nil	Nil	Nil	Nil	Nil	
Female	Nil	Nil	Nil	Nil	Nil	
<b>Total</b>	Nil	Nil	Nil	Nil	Nil	
<b>Other than Permanent workers</b>						
Male	Nil	Nil	Nil	Nil	Nil	
Female	Nil	Nil	Nil	Nil	Nil	
<b>Total</b>	Nil	Nil	Nil	Nil	Nil	



## Board's Report (Contd...)

- c. Spending on measures towards well-being of employees and workers (including permanent and other than permanent) in the following format –

	FY 2022-23	FY 2021-22
Cost incurred on well-being measures as a % of total revenue of the company	NIL	NIL

- 2) Details of retirement benefits, for Current FY and Previous Financial Year:

S. No.	Benefits	FY 2022-23 (Current FY)			FY 2021-22 (Previous FY)		
		No. of employees covered as a % of total employees	No. of workers covered as a % of total worker	Deducted and deposited with the authority (Y/N/N.A.)	No. of employees covered as a % of total employees	No. of workers covered as a % of total worker	Deducted and deposited with the authority (Y/N/N.A.)
1.	PF	91.79%	100	Y	90.11%	100	Y
2.	Gratuity	36.53%	-	-	30.68%	-	-
3.	ESI	1.40%	-	Y	1.74%	-	Y
4.	Others-Please Specify	-	-	-	-	-	-

- 3) **Accessibility of workplaces: Are the premises/offices of the entity accessible to differently abled employees and workers, as per the requirements of the Rights of Persons with Disabilities Act, 2016? If not, whether any steps are being taken by the entity in this regard:** Yes, the premises and offices of the Company are accessible to differently abled employees and workers, as per the requirements of the Rights of Persons with Disabilities Act, 2016.
- 4) **Does the entity have an equal opportunity policy as per the Rights of Persons with Disabilities Act, 2016? If so, provide a web-link to the policy:** No
- 5) **Return to work and Retention rates of permanent employees and workers that took parental leave.**

Gender	Permanent Employees		Permanent Workers	
	Return to work rate	Retention Rate	Return to work rate	Retention Rate
Male	100%	100%	N.A	N.A
Female	N.A	N.A	N.A	N.A
Total	100%	100%	N.A	N.A

- 6) **Is there a mechanism available to receive and redress grievances for employees and workers?**

	Yes/No	(If Yes, then give details of the mechanism in brief)
Permanent Workers	Yes	Your company have a zero tolerance approach hence they ensures quick redressal of complaints and whole report is shared for review to the Directors on Quarterly basis. Further, all complaints with respect to cases of sexual harassment are addressed by the Internal Committee in timely manner.
Other than Permanent Workers	Yes	
Permanent Employees	Yes	
Other than Permanent Employees	Yes	

## Board's Report (Contd...)

### 7) Membership of employees and workers in association(s) or Unions recognized by the listed entity.

Category	FY 2022-23 (Current Financial Year)			FY 2021-22 (Previous Financial Year)		
	Total Employees/ Workers (A)	No. of Employees / Workers who are part of association(s) or Union (B)	% (B/A)	Total Employees/ Workers (A)	No. of Employees / Workers who are part of association(s) or Union (B)	% (B/A)
Male	Nil	Nil	Nil	Nil	Nil	Nil
Female	Nil	Nil	Nil	Nil	Nil	Nil
<b>Total Permanent Employees</b>	Nil	Nil	Nil	Nil	Nil	Nil
Male	Nil	Nil	Nil	Nil	Nil	Nil
Female	Nil	Nil	Nil	Nil	Nil	Nil
<b>Total Permanent Workers</b>	Nil	Nil	Nil	Nil	Nil	Nil

### 8) Details of training given to employees and workers.

Category	FY 2022-23 (Current Financial Year)					FY 2021-22 (Previous Financial Year)				
	Total (A)	On Health and safety measures		On Skill upgradation		Total (D)	On Health and safety measures		On Skill upgradation	
		No. (B)	% (B / A)	No. (C)	% (C / A)		No. (E)	% (E / D)	No. (F)	% (F / D)
Male	1558	1278	82%	1355	87%	1394	1115	80%	1185	85%
Female	87	70	80%	76	87%	102	82	80%	87	85%
<b>Total Permanent Employees</b>	<b>1645</b>	<b>1348</b>	<b>82%</b>	<b>1431</b>	<b>87%</b>	<b>1496</b>	<b>1197</b>	<b>80%</b>	<b>1272</b>	<b>85%</b>
Male	Nil	Nil	Nil	Nil	Nil	Nil	Nil	Nil	Nil	Nil
Female	Nil	Nil	Nil	Nil	Nil	Nil	Nil	Nil	Nil	Nil
<b>Total Permanent Workers</b>	Nil	Nil	Nil	Nil	Nil	Nil	Nil	Nil	Nil	Nil

### 9) Details of performance and career development reviews of employees and worker.

Category	FY 2022-23 (Current Financial Year)			FY 2021-22 (Previous Financial Year)		
	Total (A)	No. (B)	% (B/ A)	Total (D)	No. (E)	% (E/ D)
<b>Employees</b>						
Male	1558	1200	77%	1394	976	70%
Female	87	70	80%	102	75	74%
<b>Total</b>	<b>1645</b>	<b>1270</b>	<b>77%</b>	<b>1496</b>	<b>1051</b>	<b>70%</b>
<b>Workers</b>						
Male	Nil	Nil	Nil	Nil	Nil	Nil
Female	Nil	Nil	Nil	Nil	Nil	Nil
<b>Total</b>	Nil	Nil	Nil	Nil	Nil	Nil

## Board's Report (Contd...)

### 10) Health and safety management system:

a. Whether an occupational health and safety management system has been implemented by the entity? (Yes/No). If yes, what is the coverage of such a system?	Yes, the Company has a definite Occupational Health and Safety Management System. It covers all the employees from the different locations from which we operate.
b. What are the processes used to identify work-related hazards and assess risks on a routine and non-routine basis by the entity?	The Company has Risk Management Committee that formulate risk management plan to ensure that management identifies, analyzes, and responds appropriately to risks that may adversely affect realization of an organization's business objectives.
c. Whether you have processes for workers to report the work-related hazards and to remove themselves from such risks. (Yes/No)	Yes
d. Do the employees/ worker of the entity have access to non-occupational medical and healthcare services? (Yes/ No)	Yes

### 11) Details of safety-related incidents

Safety Incident/Number	Category	FY 2022-23	FY 2021-22
		Current Financial Year	Previous Financial Year
Lost Time Injury Frequency Rate (LTIFR) (per one million-person hours worked)	Employees	Nil	Nil
	Workers	Nil	Nil
Total recordable work-related injuries	Employees	Nil	Nil
	Workers	Nil	Nil
No. of fatalities	Employees	Nil	Nil
	Workers	Nil	Nil
High consequence work-related injury or ill-health (excluding fatalities)	Employees	Nil	Nil
	Workers	Nil	Nil

\*Including in the contract workforce

### 12) Describe the measures taken by the entity to ensure a safe and healthy workplace.

Your Company is conducting training programmes on regular intervals for all the employees and workers. Special training given to the employee/worker on his/her new joining to area about the risk and incidences as well as safety measures for their safety and well-being.

### 13) Number of Complaints on the following made by employees and workers:

Particulars	FY 2022-23 (Current FY)			FY 2021-22 (Previous FY)		
	Filed during the year	Pending resolution at the end of the year	Remarks	No. of employees covered as a % of total employees	No. of workers covered as a % of total worker	Remarks
1. Working Conditions	Nil	Nil	N.A	Nil	Nil	N.A
2. Health & safety	Nil	Nil	N.A	Nil	Nil	N.A

## Board's Report (Contd...)

### 14) Assessments for the year:

Particulars	% of your plants and offices that were assessed (by entity or statutory authorities or third parties)
Health and safety practices	100%
Working Conditions	100%

### 15) Provide details of any corrective action taken or underway to address safety-related incidents (if any) and on significant risks / concerns arising from assessments of health & safety practices and working conditions:

There was no corrective action suggested by an auditing or inspecting authority for FY 2022-23.

### LEADERSHIP INDICATORS

#### 1) Does the entity extend any life insurance or any compensatory package in the event of death?

Yes, Accidental Life Insurance coverage is extended to your employees.

#### 2) Provide details on the measures undertaken by the entity to ensure that statutory dues have been deducted and deposited by value chain partners.

Payment of statutory dues is included as a contractual prerequisite with all value chain partners. Non-payment of statutory dues leads to termination of the agreement hence making sure that all our Value chain partners are remitting the statutory dues to the employee and the authority regularly.

#### 3) Provide the number of employees / workers having suffered high consequence work- related injury / ill-health / fatalities (as reported in Q11 of Essential Indicators above), who have been are rehabilitated and placed in suitable employment or whose family members have been placed in suitable employment:

Category	Total no. of affected employees/ workers		No. of employees/workers that are rehabilitated and placed in suitable employment or whose family members have been placed in suitable employment	
	FY 2022-23 (Current Financial Year)	FY 2021-22 (Previous Financial Year)	FY 2022-23 (Current Financial Year)	FY 2021-22 (Previous Financial Year)
	Employees	Nil	Nil	Nil
Workers	Nil	Nil	Nil	Nil

#### 4) Does the entity provide transition assistance programs to facilitate continued employability and the management of career endings resulting from retirement or termination of employment? (Yes/ No).- No

#### 5) Details on assessment of value chain partners.

Particulars	% of value chain partners (by value of business done with such partners) that were assessed
Health and safety practices	100
Working Conditions	100

#### 6) Provide details of any corrective actions taken or underway to address significant risks / concerns arising from assessments of health and safety practices and working conditions of value chain partners.

There was no corrective action suggested by an auditing or inspecting authority for FY 2022-23.

## Board's Report (Contd...)

**PRINCIPLE 4: Businesses should respect the interests of and be responsive to all its stakeholders.**

### ESSENTIAL INDICATORS

**1) Describe the processes for identifying key stakeholder groups of the entity.**

Your Company engages with a stakeholders to insights into their needs and expectations. Stakeholders engagement is required to achieve better outcomes. It engages with multiple stakeholder groups like Employees, Suppliers, Investors, Consumers, through different channels to understand their concerns and take constructive feedback to improve business strategy and business plans. Based on stakeholder's requirement, meeting may be scheduled accordingly through suitable channel.

**2) List stakeholder groups identified as key for the entity.**

Stakeholder Group	Whether identified as Vulnerable & Marginalized Group (Yes/No)	Channels of Communication (Email, SMS, Newspaper, Pamphlets, Advertisement, Community Meetings, Notice Board, Website), Other	Frequency of Engagement	Purpose and Scope of Engagement including Key Topics and Concerns raised during Such Engagement
Investors	No	Email and Website, Annual General Meeting	Need Basis	<ul style="list-style-type: none"> <li>• Transparency</li> <li>• Corporate Governance</li> <li>• Compliances</li> <li>• Financial performances</li> </ul>
Employees	No	Email and Meetings, Internal Communications	Quarterly	<ul style="list-style-type: none"> <li>• Safety and Health</li> <li>• Remuneration and Wages</li> <li>• Training Programmes</li> <li>• Work ethics and Skill Development</li> </ul>
Suppliers & Contractors	No	Email and Meetings	Need Basis	<ul style="list-style-type: none"> <li>• Business growth</li> <li>• Timely Delivery &amp; Payment</li> <li>• Product Quality</li> <li>• Cost of the Product</li> </ul>
Government and Regulatory Bodies	No	Email and letters	Need Basis	<ul style="list-style-type: none"> <li>• Licence to manufacture</li> <li>• Government approval for the pricing</li> <li>• Government policies</li> </ul>
Financial Institutions	No	Email and Meetings	Need Basis	<ul style="list-style-type: none"> <li>• return on investment</li> </ul>

### LEADERSHIP INDICATORS

**1) Provide the processes for consultation between stakeholders and the Board on economic, environmental, and social topics or if consultation is delegated, how is feedback from such consultations provided to the Board.**

To create a long term value & to grow our business, shareholder's care and safety in addition to the taking care of environment is essential. For any issues raised by the stakeholder, consultation is delegated between Stakeholders and the Board through leadership team & further reviewed by CSR Committee. Our Company have a CSR Committee to review, monitor, and provide strategic direction to our CSR practices and social initiatives. During the periodic meetings, feedbacks of the stakeholders on environmental, or social impacts on Lincoln's business, reputation, and operations shared with the board for their review and further required steps.

## Board's Report (Contd...)

### 2) Has stakeholder consultation been used to support the identification and management of environment and social topics? If so, provide details of instances as to how the inputs received from stakeholders?

Yes. Stakeholders are assets of the Company hence any suggestion/feedback received from the stakeholder has been taken into considered by your company. Inputs from stakeholders improves ability to address environmental & social aspects, provide us guidance to deliver maximum value, enable us to meet the expectations of our employees and improve areas with respect to process and policies in timely manner.

### 3) Details of instances of engagement with, and actions taken to, address the concerns of vulnerable/ marginalized stakeholder groups.

Further our CSR activities majorly involves education, nutrition and healthcare which gives them abundant opportunity and growth. . More details are mention under Annexure - II of the Directors Report.

#### Principle 5: Businesses should respect and promote human rights

##### ESSENTIAL INDICATORS

### 1) Employees and workers who have been provided training on human rights issues and policy(ies) of the entity.

Category	FY 2022-23 Current Financial Year			FY 2021-22 Previous Financial Year		
	Total (A)	No. of employees / workers covered (B)	% (B / A)	Total (C)	No. of employees / workers covered (D)	% (D / C)
	<b>Employees</b>					
Permanent	1645	1546	94%	1496	1406	94%
Other than permanent	Nil	Nil	Nil	Nil	Nil	Nil
<b>Total Employees</b>	<b>1645</b>	<b>1546</b>	<b>94%</b>	<b>1496</b>	<b>1406</b>	<b>94%</b>
<b>Workers</b>						
Permanent	Nil	Nil	Nil	Nil	Nil	Nil
Other than permanent	278	253	91%	199	179	90%
<b>Total Workers</b>	<b>278</b>	<b>253</b>	<b>91%</b>	<b>199</b>	<b>179</b>	<b>90%</b>

### 2) Details of minimum wages paid to employees and workers.

Category	FY 2022-23 Current Financial Year					FY 2021-22 Previous Financial Year				
	Total (A)	Equal to Minimum Wage		More than Minimum Wage		Total (D)	Equal to Minimum Wage		More than Minimum Wage	
		No. (B)	% (B / A)	No. (C)	% (C / A)		No. (E)	% (E / D)	No. (F)	% (F / D)
<b>Employees</b>										
<b>Permanent</b>	1645	885	54%	760	46%	1496	550	37%	946	63%
Male	1558	855	55%	703	45%	1394	502	36%	892	64%

## Board's Report (Contd...)

Category	FY 2022-23 Current Financial Year					FY 2021-22 Previous Financial Year				
	Total (A)	Equal to Minimum Wage		More than Minimum Wage		Total (D)	Equal to Minimum Wage		More than Minimum Wage	
		No. (B)	% (B / A)	No. (C)	% (C / A)		No. (E)	% (E / D)	No. (F)	% (F / D)
	Female	87	30	34%	57	66%	102	48	47%	54
<b>Other than Permanent</b>	Nil	Nil	Nil	Nil	Nil	Nil	Nil	Nil	Nil	Nil
Male	Nil	Nil	Nil	Nil	Nil	Nil	Nil	Nil	Nil	Nil
Female	Nil	Nil	Nil	Nil	Nil	Nil	Nil	Nil	Nil	Nil
<b>Workers</b>										
<b>Permanent</b>	Nil	Nil	Nil	Nil	Nil	Nil	Nil	Nil	Nil	Nil
Male	Nil	Nil	Nil	Nil	Nil	Nil	Nil	Nil	Nil	Nil
Female	Nil	Nil	Nil	Nil	Nil	Nil	Nil	Nil	Nil	Nil
<b>Other than Permanent</b>	Nil	Nil	Nil	Nil	Nil	Nil	Nil	Nil	Nil	Nil
Male	Nil	Nil	Nil	Nil	Nil	Nil	Nil	Nil	Nil	Nil
Female	Nil	Nil	Nil	Nil	Nil	Nil	Nil	Nil	Nil	Nil

### 3) Details of remuneration/salary/wages, in the following format:

Particulars	Male		Female	
	Number	Median remuneration/ salary/ wages of respective categories	Number	Median remuneration/ salary/ wages of respective categories
Board of Directors (BoD)	5	26.81 lakhs	Nil	Nil
Key Managerial Personnel (KMP)	1	11.78 lakhs	1	2.36 lakhs
Employees other than BoD and KMP	1552	5.70 lakhs	86	5.28 lakhs

### 4) Do you have a focal point (Individual/ Committee) responsible for addressing human rights impacts or issues caused or contributed to by the business? (Yes/No).-Yes

### 5) Describe the internal mechanisms in place to redress grievances related to human rights issues.

The Company continuously keeping an eye on the policies and programmes to address the issue related to human rights. Moreover, a report of complaints received and action taken to resolve that issues is shared to the board on quarterly basis for their review. Company also have a Whistle Blower Policy for reporting any non-compliance by internal employees.



## Board's Report (Contd...)

### 6) Number of Complaints on the following made by employees and workers:

Particulars	FY 2022-23 Current Financial Year			FY 2021-22 Previous Financial Year		
	Filed during the year	Pending resolution at the end of year	Remarks	Filed during the year	Pending resolution at the end of year	Remarks
Sexual Harassment	Nil	Nil	Nil	Nil	Nil	Nil
Discrimination at Workplace	Nil	Nil	Nil	Nil	Nil	Nil
Child Labour/Forced Labour/ Involuntary Labour	Nil	Nil	Nil	Nil	Nil	Nil
Wages	Nil	Nil	Nil	Nil	Nil	Nil
Other human rights related issues	Nil	Nil	Nil	Nil	Nil	Nil

### 7) Complaints filed under the Sexual Harassment of Women at Workplace (Prevention, Prohibition and Redressal) Act, 2013, in the following format:

Particulars	FY 2022-23	FY 2021-22
Total Complaints reported under Sexual Harassment on of Women at Workplace (Prevention, Prohibition and Redressal) Act, 2013 (POSH)	0	0
Complaints on POSH as a % of female employees / workers	0	0
Complaints on POSH upheld	0	0

### 8) Mechanisms to prevent adverse consequences to the complainant in discrimination and harassment cases.

Any form of harmful act against individuals reporting legitimate concerns will not be tolerated in our company. Those who engage in aiming such individuals will be subject to disciplinary action.

The Company has formulated and implemented a "POSH" policy aims the protection of the women employees at work place and providing the safe working environment where women feels secure. Further, Whistle Blower Policy provide safeguard against any unethical behaviour, fraud or violation of company's code of conduct.

### 9) Do human rights requirements form part of your business agreements and contracts? (Yes/No).- Yes

### 10) Assessments for the year: 2022-23

Particulars	% of your plants and offices that were assessed (by entity or statutory authorities or third parties)
Child labor	NA
Forced/involuntary labor	NA
Sexual harassment	NA
Discrimination at workplace	NA
Wages	NA
Others (Please Specify)	NA

## Board's Report (Contd...)

**11) Provide details of any corrective actions taken or underway to address significant risks / concerns arising from the assessments at Question 9 above.**

No such cases of risk as mention above.

**LEADERSHIP INDICATORS**

**1) Details of a business process being modified / introduced as a result of addressing human rights grievances/ complaints.**

There have been no significant human rights grievances / complaints warranting modification / introduction of business processes but the company creates awareness among its employees on code of conduct through different training programmes.

**2) Details of the scope and coverage of any Human rights due-diligence conducted.**

Not Applicable

**3) Is the premise/office of the entity accessible to differently abled visitors, as per the requirements of the Rights of Persons with Disabilities Act, 2016?**

Yes, your company is taking pro-active steps to support the needs of individuals with disabilities. Various measures has been taken like lowered reception desk for wheelchair access, fire alarm flasher, elevator facility etc. Additionally, we aim to achieve minimum standards required for the persons with disability.

**4) Details on assessment of value chain partners:**

Particulars	% of value chain partners (by value of business done with such partners) that were assessed
Sexual Harassment	NIL
Discrimination at workplace	NIL
Child Labour	NIL
Forced Labour/Involuntary Labour	NIL
Wages	NIL
Others – please specify	NIL

**5) Provide details of any corrective actions taken or underway to address significant risks / concerns arising from the assessments at Question 4 above.**

Not Applicable

## Board's Report (Contd...)

**PRINCIPLE 6: Businesses should respect and make efforts to protect and restore the environment :**

### ESSENTIAL INDICATORS

1) Details of total energy consumption (in Joules or multiples) and energy intensity, in the following format:

Parameter		FY 2022-23 (Current Financial Year)	FY 2021-22 (Previous Financial Year)
Total electricity consumption (A)	(GJ)	19,485.55	14,452.31
Total fuel consumption (B)	Agro waste (GJ)	9,579.18	10,041.77
	Natural gas (GJ)	955.62	1,377.75
	Diesel (GJ)	326.30	249.06
Energy consumption through other sources (C)	Solar (GJ)	2,319.99	2,017.52
	(Wind Mill) (GJ)	17,092.93	17,256.55
<b>Total energy consumption from renewable resources (A+B+C)</b>		<b>49,759.57</b>	<b>45,394.96</b>
<b>Energy intensity per rupee of turnover (Total energy consumed / Revenue from operations)</b>		0.000010	0.000010
<b>Energy intensity (optional) – the relevant metric may be selected by the entity</b>		NA	NA

2) Does the entity have any sites / facilities identified as designated consumers (DCs) under the Performance, Achieve and Trade (PAT) Scheme of the Government of India? (Y/N) If yes, disclose whether targets set under the PAT scheme have been achieved. In case targets have not been achieved, provide the remedial action taken, if any.

Not Applicable, as we do not have any recognized sites/facilities as a Designated Consumer (DC) under Perform, Achieve & Trade scheme of the Government of India.

3) Provide details of the following disclosures related to water, in the following format:

Parameter		FY 2022-23 (Current Financial Year)	FY 2021-22 (Previous Financial Year)
<b>Water withdrawal by source (in kilolitres)</b>			
(i) Surface water		NIL	NIL
(ii) Groundwater		13985	13420
(iii) Third party water		NIL	NIL
(iv) Seawater / desalinated water		NIL	NIL
(v) Others		NIL	NIL
<b>Total volume of water withdrawal (in kilolitres) (i + ii + iii + iv + v)</b>		13985	13420
<b>Total volume of water consumption (in kilolitres)</b>		13985	13420
<b>Water intensity per rupee of turnover (Water consumed / turnover)</b>		0.0000027 KL/ Rupee	0.0000028 KL/ Rupee
<b>Water intensity (optional) – the relevant metric may be selected by the entity</b>		NA	NA

## Board's Report (Contd...)

**4) Has the entity implemented a mechanism for Zero Liquid Discharge? If yes, provide details of its coverage and implementation.:**

No, your company has not implemented a mechanism for Zero Liquid Discharge.

**5) Please provide details of air emissions (other than GHG emissions) by the entity, in the following format:**

Parameter	Please specify unit	FY 2022-23 (Current Financial Year)	FY 2021-22 (Previous Financial Year)
NOx	KGS	4.99	5.38
SOx	KGS	2.74	3.50
Particulate matter (PM)	KGS	11.380	13.400
Persistent organic pollutants (POP)	--	--	--
Volatile organic compounds (VOC)	--	--	--
Hazardous air pollutants (HAP)	--	--	--
Others – please specify	--	--	--

**6) Provide details of greenhouse gas emissions (Scope 1 and Scope 2 emissions) & its intensity, in the following format:**

Parameter	Unit	FY 2022-23 (Current Financial Year)	FY 2021-22 (Previous Financial Year)
<b>Total Scope 1 emissions</b> (Break-up of the GHG into CO <sub>2</sub> , CH <sub>4</sub> , N <sub>2</sub> O, HFCs, PFCs, SF <sub>6</sub> , NF <sub>3</sub> , if available)	Metric tonnes of CO <sub>2</sub> equivalent	3722	3422
<b>Total Scope 2 emissions</b> (Break-up of the GHG into CO <sub>2</sub> , CH <sub>4</sub> , N <sub>2</sub> O, HFCs, PFCs, SF <sub>6</sub> , NF <sub>3</sub> , if available)	Metric tonnes of CO <sub>2</sub> equivalent	7939	7357
Total Scope 1 and Scope 2 emissions per rupee of turnover		11611	10779
<b>Total Scope 1 and Scope 2 emission intensity</b> (optional)		--	--
– the relevant metric may be selected by the entity			

**7) Does the entity have any project related to reducing Green House Gas emission? If Yes, then provide details. : No**

**8) Provide details related to waste management by the entity, in the following format:**

Parameter	FY 2022-23 (Current Financial Year)	FY 2021-22 (Previous Financial Year)
<b>Total Waste generated (in metric tonnes)</b>		
Plastic waste <b>(A)</b>	9.75	9.60
E-waste <b>(B)</b>	0.12	0.13
Bio-medical waste <b>(C)</b>	0.65	0.96
Construction and demolition waste <b>(D)</b>	Nil	Nil
Battery waste <b>(E)</b>	Nil	Nil

## Board's Report (Contd...)

Parameter		FY 2022-23 (Current Financial Year)		FY 2021-22 (Previous Financial Year)
Radioactive waste (F)		Nil		Nil
Other Hazardous waste. Please specify, if any. (G)	ETP Sludge	27.540MT	ETP Sludge	14.520MT
	OFF Specification Medicine (MT )	8.850MT	OFF Specification Medicine (MT)	7.640MT
	Other Non-hazardous waste generated (H). Please specify, if any. (Break-up by composition i.e. by materials relevant to the sector)	NIL		NIL
<b>Total (A+B + C + D + E + F + G+ H)</b>		<b>46.910MT</b>		<b>32.850MT</b>

**For each category of waste generated, total waste recovered through recycling, re-using or other recovery operations (in metric tonnes)**

Category of waste	2022-23	2021-22
(i) Recycled	NIL	NIL
(ii) Re-used	-	-
(iii) Other recovery operations	-	-
<b>Total</b>	<b>NIL</b>	<b>NIL</b>

**For each category of waste generated, total waste disposed by nature of disposal method (in metric tonnes)**

Category of waste	2022-23	2021-22
(i) Incineration	8.850 M.T.	7.640 M.T.
(ii) Landfilling	27.540 M.T.	14.520 M.T.
(iii) Other disposal operations	10.520 M.T.	10.690 M.T.
<b>Total</b>	<b>46.910 M.T</b>	<b>32.850 M.T</b>

- 9) Briefly describe the waste management practices adopted in your establishments. Describe the strategy adopted by your company to reduce usage of hazardous and toxic chemicals in your products and processes and the practices adopted to manage such wastes.

Your company collects the waste generated from its own operations. On collection, the waste is separated and handed over to authorised waste handlers for recycling and incineration, as appropriate.

- 10) If the entity has operations/offices in/around ecologically sensitive areas (such as national parks, wildlife sanctuaries, biosphere reserves, wetlands, biodiversity hotspots, forests, coastal regulation zones etc.) where environmental approvals / clearances are required, please specify details in the following format: No

S. No.	Location of operations/offices	Type of operations	Whether the conditions of environmental approval / clearance are being complied with? (Y/N) If no, the reasons thereof and corrective action taken, if any.
	None of your company's operations are located in and around ecologically sensitive areas.		

## Board's Report (Contd...)

- 11) Details of environmental impact assessments of projects undertaken by the entity based on applicable laws, in the current financial year:

Name and brief details of project	EIA Notification No.	Date	Whether conducted by independent external agency (Yes / No)	Results communicated in public domain (Yes / No)	Relevant Web link
N.A					

- 12) Is the entity compliant with the applicable environmental law/ regulations/ guidelines in India; such as the Water (Prevention and Control of Pollution) Act, Air (Prevention and Control of Pollution) Act, Environment protection act and rules thereunder (Y/N). If not, provide details of all such non-compliances, in the following format: YES

S. No.	Specify the law / regulation / guidelines which was not complied with	Provide details of the non-compliance	Any fines / penalties / action taken by regulatory agencies such as pollution control boards or by courts	Corrective action taken, if any
NIL				

### LEADERSHIP INDICATORS

1. Provide break-up of the total energy consumed (in Joules or multiples) from renewable and non-renewable sources, in the following format:

Parameter		FY 2022-23 (Current Financial Year)	FY 2021-22 (Previous Financial Year)
<b>From renewable sources</b>			
Total electricity consumption (A)	(GJ)	NIL	NIL
Total fuel consumption (B)	Agro waste (GJ)	NIL	NIL
	Natural Gas (GJ)	NIL	NIL
	Diesel (GJ)	NIL	NIL
Energy consumption through other sources (C)	Solar (GJ)	2,319.99	2,017.52
	Windmill (GJ)	17,092.93	17,256.55
<b>Total energy consumed from renewable sources (A+B+C)</b>		<b>19,412.92</b>	<b>19,274.07</b>
<b>From non-renewable sources</b>			
Total electricity consumption (D)	(GJ)	19,485.55	14,452.31
Total fuel consumption (E)	Agro waste (GJ)	9,579.18	10,041.77
	Natural gas (GJ)	955.62	1377.75
	Diesel (GJ)	326.30	249.06
Energy consumption through other sources (F)	(GJ)	NIL	NIL
<b>Total energy consumed from non-renewable sources (D+E+F)</b>		<b>30,346.65</b>	<b>26,120.89</b>

## Board's Report (Contd...)

### 2. Provide the following details related to water discharged:

Parameter	FY 2022-23 (Current Financial Year)	FY 2021-22 (Previous Financial Year)
<b>Water discharge by destination and level of treatment (in kilolitres)</b>		
(i) To Surface water	-	-
- No treatment	-	-
- With treatment – please specify level of treatment	-	-
(ii) To Groundwater	-	-
- No treatment	-	-
- With treatment – please specify level of treatment	-	-
(iii) To Seawater	-	-
- No treatment	-	-
- With treatment – please specify level of treatment	-	-
(iv) Sent to third-parties	-	-
- No treatment	-	-
- With Primary & Secondary Treatment	251	239
(v) Others	-	-
- No treatment	N.A.	N.A.
- With treatment – please specify level of treatment	N.A.	N.A.
<b>Total water discharged (in kilolitres)</b>	<b>251</b>	<b>239</b>

### 3. Water withdrawal, consumption and discharge in areas of water stress (in kilolitres):

For each facility / plant located in areas of water stress, provide the following information:

Not Applicable. Lincoln's operation sites are not located in water stressed regions. Neither water is withdrawn, consumed, nor discharged from any water stressed areas.

(i) Name of the area :

(ii) Nature of operations :

(iii) Water withdrawal, consumption and discharge in the following format:

Parameter	FY 2022-23 (Current Financial Year)	FY 2021-22 (Previous Financial Year)
<b>Water withdrawal by source (in kilolitres)</b>		
(i) Surface water	-	-
(ii) Groundwater	-	-
(iii) Third party water	-	-
(iv) Seawater / desalinated water	-	-
(v) Others	-	-



## Board's Report (Contd...)

Parameter	FY 2022-23 (Current Financial Year)	FY 2021-22 (Previous Financial Year)
<b>Total volume of water withdrawal (in kilolitres)</b>	-	-
<b>Total volume of water consumption (in kilolitres)</b>	-	-
<b>Water intensity per rupee of turnover</b> (Water consumed / turnover)	-	-
Water intensity (optional) – the relevant metric may be selected by the entity	-	-
<b>Water discharge by destination and level of treatment (in kilolitres)</b>		
(i) Into Surface water		
- No treatment	-	-
- With treatment – please specify level of treatment	-	-
(ii) Into Groundwater		
- No treatment	-	-
- With treatment – please specify level of treatment	-	-
(iii) Into Seawater		
- No treatment	-	-
- With treatment – please specify level of treatment	-	-
(iv) Sent to third-parties		
- No treatment	-	-
- With treatment – please specify level of treatment	-	-
(v) Others		
- No treatment	-	-
- With treatment – please specify level of treatment	-	-
Total water discharged (in kilolitres)	-	-

**4. Please provide details of total Scope 3 emissions & its intensity, in the following format:**

Parameter	Unit	FY 2022-23 (Current Financial Year)	FY 2021-22 (Previous Financial Year)
Total Scope 3 emissions (Break-up of the GHG into CO <sub>2</sub> , CH <sub>4</sub> , N <sub>2</sub> O, HFCs, PFCs, SF <sub>6</sub> , NF <sub>3</sub> , if available)	Metric tonnes of CO <sub>2</sub> equivalent	2150	2090
Total Scope 3 emissions per rupee of turnover		0.0000004	0.0000004

**5. With respect to the ecologically sensitive areas reported at Question 10 of Essential Indicators above, provide details of significant direct & indirect impact of the entity on biodiversity in such areas along-with prevention and remediation activities.:**

Not Applicable

## Board's Report (Contd...)

6. If the entity has undertaken any specific initiatives or used innovative technology or solutions to improve resource efficiency, or reduce impact due to emissions / effluent discharge / waste generated, please provide details of the same as well as outcome of such initiatives, as per the following format:

Sr. No	Initiative undertaken	Details of the initiative (Web-link, if any, may be provided along-with summary)	Outcome of the initiative
1.	Use of agro waste in boiler as a fuel.	—	Reduction of Co2 emmision
2.	Provision of shift bus for employees' commuting	The buses are running to pick up and drop at different locations including in shift also.	Reduction of GHG gas emission

7. Does the entity have a business continuity and disaster management plan? Give details in 100 words/ web link.

Yes. The Business Continuity Plan is limited in scope to recovery and business continuance from a serious disruption in activities due to non-availability of Lincoln Pharmaceutical Limited facilities. The Business Continuity Plan includes procedures for all phases of recovery as defined in the Business Continuity Strategy of this document. This plan is separate from Lincoln Pharmaceutical Limited Disaster Recovery Plan, which focuses on the recovery of technology facilities and platforms, such as critical applications, databases, servers or other required technology infrastructure.

The scope of this plan is focused on localized disasters such as fires, floods, and other localized natural or man-made disasters. This plan is not intended to cover major regional or national disasters such as regional earthquakes, war, or nuclear holocaust. However, it can provide some guidance in the event of such a large scale disaster.

It has the following section as

### Section I

It contains general statements about the organization of the plan. It also establishes responsibilities for the testing (exercising), training, and maintenance activities that are necessary to guarantee the ongoing viability of the Plan.

### Section II

Business Continuity Strategy, describes the strategy that the corporate admin wing Department will control/implement to maintain business continuity in the event of a facility disruption. These decisions determine the content of the action plans, and if they change at any time, the plans should be changed accordingly.

### Section III

Recovery Teams, lists the Recovery Team enclosed who functions, those individuals who are assigned specific responsibilities, and procedures on how each of the team members is to be notified.

### Section IV

Team Procedures, determines what activities and tasks are to be taken, in what order, and by whom in order to affect the recovery.

### Section V

Appendices, contains all of the other information needed to carry out the plan.

8. Disclose any significant adverse impact to the environment, arising from the value chain of the entity. What mitigation or adaptation measures have been taken by the entity in this regard.:

There is no significant aspects arise in value chain.

9. Percentage of value chain partners (by value of business done with such partners) that were assessed for environmental impacts.:

Not Applicable

## Board's Report (Contd...)

**PRINCIPLE 7: Businesses, when engaging in influencing public and regulatory policy, should do so in a manner that is responsible and transparent**

### Essential Indicators

#### 1. a. Number of affiliations with trade and industry chambers/ associations.

The Company is a member of 4 trade and industry chamber/associations.

#### b. List the top 10 trade and industry chambers/ associations (determined based on the total members of such body) the entity is a member of/ affiliated to.

S. No.	Name of the trade and industry chambers/ associations	Reach of trade and industry chambers/ associations (State/National)
1	Gujarat Chambers of Commerce Industries	State
2	Ahmedabad Export Import Development association(AEIDA)	State
3	Pharmexcil Export Promotion council(PHARMEXCIL)	National
4	Indian Drug Manufacturers' Association council (PHARMEXCIL)	National

#### 2. Provide details of corrective action taken or underway on any issues related to anti- competitive conduct by the entity, based on adverse orders from regulatory authorities.

During FY 2022-23, no such cases were reported against the Company related to anti-competitive conduct.

### LEADERSHIP INDICATORS

#### 1. Details of public policy positions advocated by the entity:

S. No.	Public policy advocated	Method resorted for such advocacy	Whether information available in public domain? (Yes/No)	Frequency of Review by Board (Annually/ Half yearly/ Quarterly/ Others – please specify)	Web Link, if available
The company is not involved in matters directly relating to public policy advocacy.					

**PRINCIPLE 8: Businesses should promote inclusive growth and equitable development.**

### ESSENTIAL INDICATORS

#### 1) Details of Social Impact Assessments (SIA) of projects undertaken by the entity based on applicable laws, in the current financial year.

Name and brief details of project	SIA Notification No.	Date of notification	Whether conducted by independent external agency (Yes / No)	Results communicated in public domain (Yes / No)	Relevant Web link
N.A					

#### 2) Provide information on project(s) for which ongoing Rehabilitation and Resettlement (R&R) is being undertaken by your entity, in the following format:

S. No.	Name of Project for which R&R is ongoing	State	District	No. of Project Affected Families (PAFs)	% of PAFs covered by R&R	Amounts paid to PAFs in the FY (In INR)
N.A						

## Board's Report (Contd...)

### 3) Describe the mechanisms to receive and redress grievances of the community.

Generally, Our Board level CSR Committee is responsible to redresses any community related grievances and for any specific grievances, the mechanism includes one-to-one interactions and discussion to investigate in detail, record such details and to act upon.

### 4) Percentage of input material (inputs to total inputs by value) sourced from suppliers:

Parameter	FY 2022-23 Current Financial Year	FY 2021-22 Previous Financial Year
Directly sourced from MSMEs/ small producers	7.84%	9.10%
Sourced directly from within the district and neighboring districts	58.33%	59.57%

#### LEADERSHIP INDICATORS

### 1) Provide details of actions taken to mitigate any negative social impacts identified in the Social Impact Assessments (Reference: Question 1 of Essential Indicators above):

Details of negative social impact identified	Corrective action taken
N.A	

### 2) Provide the following information on CSR projects undertaken by your entity in designated aspirational districts as identified by government bodies:

S. No.	State	Aspirational District	Amount spent (In INR)
During the Financial Year, no CSR projects has been taken in designated aspirational districts as identified by government bodies.			

### 3) a) Do you have a preferential procurement policy where you give preference to purchase from suppliers comprising marginalized /vulnerable groups? (Yes/No) :

No, the company does not have a preferential procurement policy for vulnerable/marginalized suppliers. But, followed by business ethics and Company's Code of Conduct policy, we prefer to work with the suppliers who justifies our business standards.

b) From which marginalized /vulnerable groups do you procure? : NIL

c) What percentage of total procurement (by value) does it constitute?: NIL

### 4) Details of the benefits derived and shared from the intellectual properties owned or acquired by your entity (in the current financial year), based on traditional knowledge:

S. No.	Intellectual Property based on traditional knowledge	Owned/ Acquired (Yes/No)	Benefit shared (Yes / No)	Basis of calculating benefit share
NIL				

### 5) Details of corrective actions taken or underway, based on any adverse order in intellectual property related disputes wherein usage of traditional knowledge is involved.

Name of authority	Brief of the Case	Corrective action taken
N.A		

## Board's Report (Contd...)

### 6) Details of beneficiaries of CSR Projects:

- Eradicating hunger and malnutrition
- Promoting healthcare including preventive health care
- Promoting education, including special education

SR NO.	CSR Project	No. of persons benefitted from CSR Projects	% of beneficiaries from vulnerable and marginalized groups
--------	-------------	---	--

The details are mentioned in report on the CSR projects carried by the Company is annexed as Annexure II of the Director Report.

### PRINCIPLE 9 Businesses should engage with and provide value to their consumers in a responsible manner

#### ESSENTIAL INDICATORS

#### 1) Describe the mechanisms in place to receive and respond to consumer complaints and feedback.

Consumers can also reach out to us through our company's website, social media platforms, and our Contact Us details containing email id and contact number. There is a team dedicated to attend and address consumer feedback and queries.

#### 2) Turnover of products and/ services as a percentage of turnover from all products/service that carry information about:

	As a percentage to total turnover
Environmental and social parameters product relevant to the	
Safe and responsible usage	Not Applicable
Recycling and/or safe disposal	

#### 3) Number of consumer complaints in respect of the following:

Category	FY (Current Financial Year)		Remarks	FY (Previous Financial Year)		Remarks
	Received during the year	Pending resolution at end of year		Received during the year	Pending resolution at end of year	
Data privacy	Nil	Nil	Nil	Nil	Nil	Nil
Advertising	Nil	Nil	Nil	Nil	Nil	Nil
Cyber-security	Nil	Nil	Nil	Nil	Nil	Nil
Delivery of essential services	Nil	Nil	Nil	Nil	Nil	Nil
Restrictive Trade Practices	Nil	Nil	Nil	Nil	Nil	Nil
Unfair Trade Practices	Nil	Nil	Nil	Nil	Nil	Nil
Other	Nil	Nil	Nil	Nil	Nil	Nil

## Board's Report (Contd...)

### 4) Details of instances of product recalls on account of safety issues:

	Number	Reasons for recall
Voluntary recalls	0	N.A
Forced recalls	0	N.A

### 5) Does the entity have a framework/ policy on cyber security and risks related to data privacy? (Yes/No) If available, provide a web-link of the policy.: No

### 6) Provide details of any corrective actions taken or underway on issues relating to advertising, and delivery of essential services; cyber security and data privacy of customers; re-occurrence of instances of product recalls; penalty / action taken by regulatory authorities on safety of products / services.:

Since our company is compliant, there was no corrective action suggested by an auditing or inspecting authority for FY 2022-23.

## LEADERSHIP INDICATORS

### 1) Channels / platforms where information on products and services of the entity can be accessed (provide web link, if available).:

Your company's products are displayed on their website <https://www.lincolnpharma.com/portfolio/product-portfolio/> and specific information has been provided with respect to their names and their active ingredients.

### 2) Steps taken to inform and educate consumers about safe and responsible usage of products and/or services.

The health and safety warnings are printed on each product. The customers can contact the support team for any additional understanding they may require by reaching out on an email [info@lincolnpharma.com](mailto:info@lincolnpharma.com).

### 3) Mechanisms in place to inform consumers of any risk of disruption/discontinuation of essential services.

The Company has adequate measures in place towards informing its customers of any risks of disruption or discontinuation of its services.

### 4) Does the entity display product information on the product over and above what is mandated as per local laws? (Yes/No/Not Applicable) If yes, provide details in brief. Did your entity carry out any survey with regard to consumer satisfaction relating to the major products / services of the entity, significant locations of operation of the entity or the entity as a whole? (Yes/No) :

All information as required by the Drugs and Cosmetics Act & Rules is made available on your company's product packaging.

### 5) Provide the following information relating to data breaches: NIL

- Number of instances of data breaches
- Percentage of data breaches involving personally identifiable information of customers
- impact if any, of the data breaches

## Board's Report (Contd...)

### ANNEXURE – 6 TO THE DIRECTORS' REPORT

#### CONSERVATION OF ENERGY, TECHNOLOGY ABSORPTION AND FOREIGN EXCHANGE EARNINGS AND OUTGO

[Section 134(3) (m) of the Act read with Rule 8(3) of The Companies (Accounts) Rules, 2014]

##### (A) Conservation of Energy-

(i) the steps taken or impact on conservation of energy;	The Company has taken measures and applied strict control system to monitor day to day power consumption, to endeavor to ensure the optimal use of energy with minimum extent possible wastage as far as possible. The day to day consumption is monitored and various ways and means are adopted to reduce the power consumption in an effort to save energy.
(ii) the steps taken by the company for utilizing alternate sources of energy;	The Company endeavors in using the alternative source of energy so as to save the natural source of energy to an extent as much as possible. As an alternative the Company has installed wind turbines which is used as alternative renewable source of energy.
(iii) the capital investment on energy conservation equipment's	Renewable energy and energy efficiency are seen as the 'twin pillars' of a sustainable energy policy. The Company recognizes that investment in energy conservation offers significant economic benefits in addition to climate change benefits. In the last few years, the Company has tried to improve energy efficiency significantly by investing in energy conservation equipment.

##### (B) Technology absorption-

I. the efforts made towards technology absorption;	Company has always been making best effort towards technology absorption, adaptation and innovation to improve the quality of production.
II. the benefits derived like product improvement, cost reduction, product development or import substitution	It improves the quality of company's products being manufactured and reduces the cost of production.
III. in case of imported technology (imported during the last three years reckoned from the beginning of the financial year:-	NA
IV. <b>The Expenditure incurred on Research and Development:</b>	

(₹ In Lakhs)

SN	Particulars	March 31, 2023	March 31, 2022
1.	Capital Expenditure	407.26	201.01
2.	Recurring Expenditure	1,176.91	1,032.26
3.	Total	1,584.17	1,233.27
4.	Total R&D expenditure as a percentage of total turnover	3.10%	2.61%

##### (C) Foreign Exchange Earnings and Outgo: -

The Foreign Exchange earned in terms of actual inflows during the year and the Foreign Exchange outgo during the year in terms of actual outflows:(₹ In Lakhs)

SN	Particulars	March 31, 2023	March 31, 2022
1.	Foreign Exchange Earned	29,310.53	26,776.89
2.	Outgo of Foreign Exchange	1,001.83	1,224.71

For and on behalf of the board  
**For Lincoln Pharmaceuticals Limited**

**Mahendra G. Patel**  
 Managing Director  
 DIN: 00104706

**Hashmukh I. Patel**  
 Whole-Time Director  
 DIN: 00104834

Ahmedabad, August 10, 2023



## Board's Report (Contd...)

### ANNEXURE – 7 TO THE DIRECTORS' REPORT

#### REPORT ON CORPORATE GOVERNANCE

[Pursuant to Part C of Schedule V to the SEBI Listing Regulations]

##### 1. A BRIEF STATEMENT ON COMPANY'S PHILOSOPHY ON CODE OF GOVERNANCE:

Corporate Governance is about upholding the highest standards of integrity, transparency and accountability. Our governance standards are initiated by senior management, and percolate down throughout the organization. We believe that retaining and enhancing stakeholder trust is essential for sustained corporate growth. We have engrained into our culture and into each associate the values of honesty and fairness. For us, adherence to Corporate Governance stems not only from the letter of law but also from our inherent belief in doing business the right way.

The Company believes that sustainable and long term growth of every stakeholder depends upon the judicious and effective use of available resources and consistent endeavour to achieve excellence in business along with active participation in the growth of society, building of environmental balances and significant contribution in economic growth. The Company has complied with all the requirements stipulated under provisions of SEBI Listing Regulations, as applicable, with regard to Corporate Governance and listed below is the status with regard to same.

##### 2. BOARD OF DIRECTORS:

The Board of Directors, being the trustee of the Company, responsible for the establishment of cultural, ethical and accountable growth of the Company, is constituted with a high level of integrated, knowledgeable and committed professionals. The Board provides strategic guidance and independent views to the Company's senior management while discharging its fiduciary responsibilities.

##### A. Composition and Category of Directors:

The Company has a balanced board with optimum combination of executive and non-executive directors including independent directors, which plays a crucial role in board processes and provides independent judgment on issues of strategy and performance. The board of directors of the Company consist of eminent individuals from diverse fields having experience and expertise in their respective fields. As on March 31, 2023, board comprises of 10 (Eleven) directors out of which 5 (Five) are executive directors, 2(Two) are non-executive directors and remaining 3 (Three) are independent directors.

None of the directors on the board is a member of more than 10 (ten) Committees or Chairperson of more than 5 (five) Committees across all listed companies in which he / she is a director, pursuant to Regulation 26 of SEBI Listing Regulations. Further, none of the independent directors on the board is serving as an independent director in more than 7 (seven) listed companies.

##### B. No. of Board of Directors and Meetings, attendance at the board meetings and the last AGM and other Directorship:

During the year under review, six board meetings were held on April 14, 2022, May 19, 2022, August 09, 2022, November 10, 2022, January 31, 2023 and February 09, 2023. The necessary quorum was present for all the meetings. The maximum gap between any two consecutive meetings was less than one hundred and twenty days, as stipulated under Section 173 (1) of the Act, and Regulation 17 (2) of the SEBI Listing Regulations and the Secretarial Standards by the Institute of Company Secretaries of India.

## Board's Report (Contd...)

The composition of the board, attendance at the board meetings during the year ended on March 31, 2023 and the last AGM and also the number of other directorships and committee memberships are given below:

Name of Directors	Date of Appointment	Category of Directorship	No. of Board Meeting attended	#No. of other Committee Member or Chairman	Whether last AGM held on September 30, 2022 attended	*No. of other Directorships including the names of the listed entities where the person is director
Mr. Kishor M. Shah DIN: 02769085	August 16, 1995	Non-Executive Non-Independent (Chairman)	2 out of 6	—	—	—
Mr. Mahendra G. Patel DIN: 00104706	January 20, 1995	Executive and Promoter	6 out of 6	—	Yes	—
Mr. Hashmukh I. Patel DIN: 00104834	January 20, 1995	Executive and Promoter	6 out of 6	—	Yes	—
##Mr. Anand Arvindbhai Patel DIN: 00103316	August 09, 2022	Executive and Promoter	3 out of 3	—	Yes	—
Mr. Ashish R. Patel DIN: 01309017	November 14, 2014	Executive and Promoter	5 out of 6	—	—	—
Mr. Munjal M. Patel DIN: 02319308	November 14, 2014	Executive and Promoter	5 out of 6	—	Yes	<b>Sera Investment &amp; Finance India Limited (Formerly known as Kapashi Commercial Limited)</b> – Non-Executive Non – Independent Director
Mr. Rajnikant G. Patel DIN: 00104786	June 08, 2018	Non-Executive Non-Independent and Promoter	1 out of 6	—	Yes	—
@Mr. Arvind G. Patel DIN: 00104885	February 03, 1995	Non-Executive Non-Independent and Promoter	2 out of 3	—	—	—
**Mr. Ishwarlal A. Patel DIN: 00217324	February 03, 1995	Non-Executive Independent	1 out of 4	—	Yes	—
Mr. Pirabhai R. Suthar DIN: 00453047	October 30, 1999	Non-Executive Independent	4 out of 6	—	Yes	—

## Board's Report (Contd...)

Name of Directors	Date of Appointment	Category of Directorship	No. of Board Meeting attended	#No. of other Committee Member or Chairman	Whether last AGM held on September 30, 2022 attended	*No. of other Directorships including the names of the listed entities where the person is director
Ms. Meha M. Patel DIN: 07254852	August 04, 2015	Non-Executive Independent	5 out of 6	—	Yes	—
Mr. Saurin J. Parikh DIN: 02136530	March 27, 2018	Non-Executive Independent	2 out of 6	1	—	<b>Pashupati Cotspin Limited</b> – Executive Director

\* Excludes Directorships in Private / Foreign and Section 8 Companies.

\*\*Mr. Ishwarlal Patel (DIN: 00217324) ceased to be director due to his untimely demise w.e.f December 04, 2022.

# In Compliance with Regulation 26 of SEBI Listing Regulations, Membership / Chairmanship of only Audit Committee and Stakeholders Relationship Committee were considered.

## Mr. Anand Arvindbhai Patel (DIN: 00103316) has been appointed as Whole Time Director w.e.f August 09, 2022 and ceased to be director of the company after the closure of the year under review w.e.f. closing of business hours on 25th May, 2023.

@ Mr. Arvindbhai G. Patel (DIN: 00104885) has resigned as a Director w.e.f August 09, 2022.

### C. Disclosure of relationships between Directors inter-se:

Mr. Mahendra G. Patel, Mr. Rajnikant G. Patel and Mr. Arvind G. Patel, are brothers. Mr. Munjal M. Patel is son of Mr. Mahendra G. Patel. Mr. Ashish R. Patel is son of Mr. Rajnikant G. Patel and Mr. Anand A. Patel is son of Mr. Arvind G. Patel. No other Directors on the board are related to each other.

### D. Number of shares and convertible instruments held by non-executive directors:

Details of shares held by the Non-executive directors of the Company are as under:

Sr. No.	Name of the Non-executive director	No. of equity shares held in the Company	No. of convertible instruments held in the Company
1.	Mr. Rajanikant G. Patel	7,56,801	There is no convertible instruments issued by the Company, during the year under review.
2.	Mr. Arvind G. Patel	1,11,000	
3.	Mr. Kishor M. Shah	4,78,400	
4.	Mr. Ishwarlal A. Patel*	—	
5.	Mr. Pirabhai R. Suthar	—	
6.	Ms. Meha M. Patel	—	
7.	Mr. Saurin J. Parikh	—	

\*51,050 Shares held by Late Mr. Ishwarlal Patel has been transmitted to his wife, Ms. Manguben Ishwarlal Patel on 15<sup>th</sup> March, 2023.

## Board's Report (Contd...)

### E. Web Link for details of familiarisation programmes for Independent Directors:

In order to enable the independent directors to fulfill their role in the Company, the Company keeps them updated by conducting various presentations, imparting information on new initiatives taken by the Company, intimating the changes taking place in the industry scenario etc. The Company has in place a policy on the Familiarization Programme for independent directors to make them aware about the details of the Company. The said policy is available on the website of Company and can be accessed at <https://www.lincolnpharma.com/investor/other-policies/familiarization-policy/>.

### F. Chart / Matrix Setting out the Skills / Expertise / Competence of the Board of Directors:

The Board has identified, inter alia, the following core skills / expertise/ competencies to ensure the board's effective composition to discharge its responsibilities and duties required to govern the Company and those actually available with Board:

1. **Finance and Management Expertise:** Knowledge and skills in accounting, finance, treasury management, tax and financial management of large corporations with understanding of capital allocation, funding and financial reporting processes.
2. **Leadership:** Extensive leadership experience of an organization for practical understanding of the organization, its processes, strategic planning, risk management for driving change and long-term growth.
3. **Global Experience:** Global mindset and staying updated on global market opportunities, competition experience in driving business success around the world with an understanding of diverse business environments, economic conditions and regulatory frameworks.
4. **Technical / R & D / Production Expertise:** Experience or knowledge of emerging areas of technology such as digital, artificial intelligence, cyber security, data centre, data security etc.
5. **Legal and Regulatory Expertise:** Understanding the legal eco system in which the Company operates and possesses the required skill and knowledge of compliance, governance, laws and regulations applicable to the Company and ensuring its compliance in best possible manner.

Name of Director & DIN	Date of Birth	Date of First Appointment	Brief Resume, Qualification Expertise and Experience
Mr. Kishor M. Shah, Non-Executive Director, Chairman DIN:02769085	March 04, 1944	August 16, 1995	He is associated with the company since more than twenty five years. His vision and commitment inspires the Board and the core committees of the Company. He carries immense experience in the area of International marketing and directing projects across diverse industries and magnitudes.
Mr. Mahendra G. Patel, Executive Director, DIN: 00104706	January 26, 1954	January 20, 1995	He is a Law Graduate. He is aged about 69 years and has immense and varied experience in corporate planning. He is associated with the Company since incorporation. Under his leadership and Guidance the Company has flourished and has reached the current position. He mainly looks after export business, legal and financial matters. He handles corporate planning, formulation of strategies, policy decisions, corporate finance, legal matters etc. His expertise, experience and knowledge has helped the Company to a great extent.

## Board's Report (Contd...)

<b>Name of Director &amp; DIN</b>	<b>Date of Birth</b>	<b>Date of First Appointment</b>	<b>Brief Resume, Qualification Expertise and Experience</b>
Mr. Hashmukh I. Patel, Executive Director, DIN:00104834	December 08, 1958	January 20, 1995	He is a science graduate. He is aged about 65 years and is having a rich and varied experience in the Pharmaceutical Industry and is managing the entire gamut of domestic marketing as well as the entire sales distribution system of the Company. His experience and knowledge has helped the Company to a great extent.
Mr. Anand Arvindbhai Patel, Executive Director DIN: 00103316	May 07, 1981	August 09, 2022	He is having rich and wide experience of more than 15 years, 12 of which have been in the pharmaceutical industry. He is specialized in the area of raw and packing material, business, administration, distribution channel and social activities. His expertise, experience and knowledge has helped the Company to a great extent.
Mr. Munjal M. Patel, Executive Director, DIN: 02319308	June 26, 1982	November 14, 2014	Armed with a degree in Finance from USA and Diploma in investment & Financial Analysis, he is having immense knowledge and great experience of the global Financial Services Sector. He is mainly responsible for International Trade and financial matters. He handles International Operations, formulation of strategies, policy decisions, etc. His expertise, experience and knowledge has helped the Company to a great extent.
Mr. Ashish R. Patel, Executive Director, DIN:01309017	May 12, 1981	November 14, 2014	Armed with a degree in Marketing from U.K. and commerce graduate, he is having immense knowledge and experience in the area of marketing. He mainly looks after Marketing Operation of the Company. He handles Sales Operation, formulation of strategies, policy decisions, etc. His expertise, experience and knowledge has helped the Company to a great extent.
Mr. Rajnikant G. Patel, Non-Executive Director, DIN: 00104786	February 05, 1958	January 20, 1995	He is a B. Pharm. He is aged about 65 years and is having a rich and varied experience in the Pharma Industry. He is associated with the Company since incorporation. He looks after product development, manufacturing and research and development activities of the Company. He has been instrumental in bringing the Company to its present position. His expertise, experience and knowledge has helped the Company to a great extent.
Mr. Arvind G. Patel, Non-Executive Director, DIN:00104885	September 29, 1950	February 03, 1995	He is B. E. (Electrical) Engineer, aged about 72 years and is associated with Company for more than twenty five years. His mainly is involved in planning activity and project implementation process. His experience and has helped the company to great extent.
Mr. Ishwarlal A. Patel, Independent Director, DIN:00217324	January 15, 1933	February 03, 1995	He is a Commerce graduate. He is aged about 89 years. He was a chairman of the leading co-operative Bank. He possesses immense amount of experience and expertise in the field of finance. He is associated with the Company from its inception and his contribution to the Company has been remarkable.

## Board's Report (Contd...)

Name of Director & DIN	Date of Birth	Date of First Appointment	Brief Resume, Qualification Expertise and Experience
Mr. Pirabhai R. Suthar, Independent Director, DIN:00453047	May 07, 1946	October 30, 1999	He is M.B.B.S., aged about 76 years. He is associated with the Company for over a period of 2 decades. He possesses a very good knowledge of medicine and the formulations / contents of the medicines. His expertise in medicine and experience has helped the Company to a great extent.
Ms. Meha Patel, Independent Director, DIN:07254852	June 28, 1990	August 04, 2015	She is M.B.B.S., aged about 32 years. She has very good knowledge of medicine and its formulations. Her knowledge related to medicine is instrumental for the growth of the Company.
Mr. Saurin J. Parikh, Independent Director, DIN:02136530	September 28, 1971	March 27, 2018	He is aged about 51 years, holds a Bachelor degree of Engineering from the Gujarat University. He is having experience of more than 24 years in the field of manufacturing and export of cotton trade like raw cotton, yarn and its by-products and he has also been instrumental in the areas such as formulation of business policies, strategies, planning and effective implementation of the same. He possesses effective leadership abilities which can lead the Company to achieve success in future.

The specific areas of expertise/skills of an individual Board Member, associated with the Company as of March 31, 2023 are as under:

Sr No.	Name of Director	Finance and Management Expertise	Leadership	Global Experience	Technical / R & D / Production Expertise	Legal and Regulatory Expertise
1.	Mr. Kishor M. Shah	-	√	√	-	-
2.	Mr. Mahendra G. Patel	√	√	√	-	√
3.	Mr. Hashmukh I. Patel	√	√	-	-	-
4.	Mr. Anand Arvindbhai Patel*	√	-	-	√	-
5.	Mr. Ashish R. Patel	√	-	√	√	-
6.	Mr. Munjal M. Patel	-	√	√	√	√
7.	Mr. Rajnikant G. Patel	√	√	-	√	√
8.	Mr. Arvind G. Patel **	-	√	√	-	-
9.	Mr. Ishwarlal A. Patel#	√	√	-	-	√
10.	Mr. Pirabhai R. Suthar	-	√	-	√	√
11.	Ms. Meha M. Patel	-	√	-	√	-
12.	Mr. Saurin J. Parikh	√	√	-	√	-

\*Mr. Anand Arvindbhai Patel (DIN: 00103316) has been appointed as Whole Time Director w.e.f August 09, 2022 and ceased to be director of the company after the closure of the year under review w.e.f. closing of business hours on 25th May, 2023.

\*\* Mr. Arvindbhai G. Patel (DIN: 00104885) has resigned as a Director w.e.f August 09, 2022.

#Mr. Ishwarlal Patel (DIN: 00217324) ceased to be director due to his untimely demise w.e.f December 04, 2022.

## Board's Report (Contd...)

### G. Confirmation regarding Independent Directors:

On the basis of the annual declarations given by the Independent Directors of the Company, the Board hereby confirms that all the Independent Directors fulfils the conditions as specified in SEBI (Listing Obligations and Disclosure Requirements) Regulations, 2015 as amended from time to time and are independent of the management.

The independent directors confirms on annual basis that they fulfil the criteria prescribed under Section 149 (6) of the Act, and Regulation 16 (1) (b) of the SEBI Listing Regulations regarding an independence of director.

A formal letter of appointment to Independent Directors as provided in the Act, has been issued and disclosed on website of the company.

A separate meeting of the independent directors was held on February 09, 2023, inter alia, to discuss evaluation of the performance of Non-Independent Directors, evaluation of the performance of the Chairman, taking into account the views of the Executive and Non-Executive Directors and the evaluation of the quality, content and timelines of flow of information between the management and the Board that is necessary for the Board to effectively and reasonably perform its duties. The Independent Directors expressed satisfaction on the Board's freedom to express views on matters transacted at meetings and the manner in which the management discusses various subject matters specified in the agenda of meetings. The suggestions made by the Independent Directors were discussed at the Board meeting and are being implemented.

### H. Detailed reasons for the resignation of an Independent Director:

During the financial year ended March 31, 2023, none of the independent director has resigned from the directorship of the Company before the expiry of his / her term of appointment.

### 3. Audit Committee:

#### A. Brief description of Terms of Reference:

The terms of reference of Audit Committee

articulates the roles, responsibilities and powers of the Audit Committees under Regulation 18 (3) read with Schedule II (Part C) of the Listing Regulations and Section 177 of the Act. The Role of the Audit Committee is as prescribed under Regulation 18 of SEBI Listing Regulations.

The role of the Audit Committee inter alia includes the following:

1. Oversight of Company's financial reporting process and the disclosure of its financial information to ensure that the financial statement is correct, sufficient and credible;
2. Recommendation for the appointment, remuneration and terms of appointment of auditors of the Company;
3. Approval of payment to Statutory Auditors for any other services rendered by the statutory auditors;
4. Review with the management, the annual financial statements and Auditor's Report thereon before submission to the Board for approval, with particular reference to:
  - Matters required to be included in the Directors' Responsibility Statement to be included in the Board's report in terms of clause (c) of sub-section (3) of Section 134 of the Act;
  - Changes, if any, in accounting policies and practices and reasons for the same;
  - Major accounting entries involving estimates based on the exercise of judgment by management;
  - Significant adjustments made in the financial statements arising out of audit findings;
  - Compliance with listing and other legal requirements relating to financial statements;
  - Disclosure of any related party transactions; and
  - Modified opinion(s) in the draft audit report.

## Board's Report (Contd...)

5. Review with the management, the quarterly financial statements before submission to the Board for approval;
6. Review with the management, the statement of uses / application of funds, if any, raised through an issue (public issue, rights issue, preferential issue, etc.), the statement of funds utilized for purposes other than those stated in the offer document/prospectus/notice and the report submitted by the monitoring agency monitoring the utilisation of proceeds of a public or rights issue, and making appropriate recommendations to the Board to take up steps in this matter;
7. Review and monitor the auditor's independence and performance, and effectiveness of audit process;
8. Approval or any subsequent modification of transactions of the Company with related parties;
9. Scrutiny of inter-corporate loans and investments;
10. Valuation of undertakings or assets of the Company, wherever it is necessary;
11. Evaluation of Internal Financial Controls and Risk Management Systems;
12. Review with the management, performance of statutory and internal auditors, and adequacy of the internal control systems;
13. Review the adequacy of internal audit function, if any, including the structure of the internal audit department, staffing and seniority of the official heading the department, reporting structure coverage and frequency of internal audit;
14. Discussion with internal auditors of any significant findings and follow up there on;
15. Review the findings of any internal investigations by the internal auditors into matters where there is suspected fraud or irregularity or a failure of internal control systems of a material nature and reporting the matter to the Board;
16. Discussion with statutory auditors before the audit commences, about the nature and scope of audit as well as post-audit discussion to ascertain any area of concern;
17. Review the reasons for substantial defaults, if any, in the payment to the depositors, debenture holders, shareholders (in case of non-payment of declared dividends) and creditors;
18. Review the functioning of the whistle blower mechanism;
19. Approval of appointment of Chief Financial Officer after assessing the qualifications, experience and background, etc. of the candidate;
20. Carrying out any other function as is mentioned in the terms of reference of the Audit Committee under the Act and the SEBI Listing Regulations.
21. reviewing the utilization of loans and/ or advances from/investment by the holding company in the subsidiary exceeding rupees 100 crore or 10% of the asset size of the subsidiary, whichever is lower including existing loans / advances / investments.

### B. Composition, Meetings and attendance:

During the financial year ended March 31, 2023, the audit committee met four times on May 19, 2022, August 09, 2022, November 10, 2022 and February 09, 2023. The maximum time gap between any two meetings was not more than one hundred and twenty days. The composition and details of attendance of members of the Committee are given as under:

Name of the Member	Position	Category	No. of Meetings attended
Mr. Ishwarlal A. Patel*	Chairman	Independent Director	3 out 3
Mr. Pirabhai R. Suthar	Member	Independent Director	4 out 4
Mr. Munjal M. Patel	Member	Executive Director	3 out 4
Ms. Meha M. Patel**	Chairperson	Independent Director	1 out 1

\*Mr. Ishwarlal Patel (DIN: 00217324) ceased to be director due to his untimely demise w.e.f December 04, 2022.

\*\*Ms. Meha Patel (DIN: 07254852) was appointed as chairperson of the Committee w.e.f January 31, 2023.



## Board's Report (Contd...)

- The constitution of the committee is in accordance with the applicable provisions of the Act and SEBI Listing Regulations as amended.
  - The committee invites the representatives of the statutory and internal auditor(s). Further, the chief financial officer also attends the audit committee meeting(s). The Company Secretary acts as a secretary to the audit committee.
  - The Chairman of audit committee i.e Late Mr. Ishwarlal Ambalal Patel (DIN: 00217324) was present at the last AGM held on September 30, 2022.
- c) To recommend to the Board on Remuneration payable to the Directors, Key Managerial Personnel and Senior Management.

The role of the Nomination and Remuneration inter alia includes the following:

1. Formulation of the criteria for determining qualifications, positive attributes and independence of a Director and recommend to the Board a policy relating to the remuneration of the Directors, Key Managerial Personnel and other employees;
2. Formulation of criteria for evaluation of performance of Independent Directors and the Board;
3. Devising a policy on diversity of the Board;
4. Identifying persons who are qualified to become Directors and who may be appointed in senior management in accordance with the criteria laid down, and recommend to the Board their appointment and removal.
5. Whether to extend or continue the term of appointment of the Independent Director, on the basis of the report of performance evaluation of Independent Directors.

#### 4. Nomination and Remuneration Committee:

##### A. Brief description of Terms of Reference:

The terms of reference of the Nomination and Remuneration Committee are in line with Regulation 19 read with Part D of Schedule II of the SEBI Listing Regulations and Section 178 of the Act:

- a) To guide the Board in relation to appointment and removal of Directors, Key Managerial Personnel and Senior Management.
- b) To evaluate the performance of the members of the Board and provide necessary report to the Board for further evaluation.

##### B. Composition, meetings and attendance:

During the financial year ended March 31, 2023, nomination and remuneration committee met on May 19, 2022, August 09, 2022 and November 10, 2022. The company secretary acts as the secretary to the Committee. The composition and details of attendance of members of the Committee are given as under:

Name of the Member	Position	Category	No. of Meetings attended
Mr. Ishwarlal A. Patel*	Chairman	Independent Director	3 out of 3
Mr. Pirabhai R. Suthar	Member	Independent Director	3 out of 3
Mr. Saurin J. Parikh**	Member	Independent Director	NA
Ms. Meha Patel***	Chairperson	Independent Director	3 out of 3

\*Mr. Ishwarlal Patel (DIN: 00217324) ceased to be director due to his untimely demise w.e.f December 04, 2022.

\*\*Mr. Saurin J. Parikh (DIN: 02136530) was appointed as Member of the committee w.e.f January 31, 2023.

\*\*\*Ms. Meha Patel (DIN: 07254852) who was the member of the committee, was appointed as Chairperson of the committee w.e.f January 31, 2023.

The composition of the committee is in compliance of the provisions of the Act and SEBI Listing Regulations as amended.

## Board's Report (Contd...)

### C. Performance evaluation criteria for Independent Directors:

The performance of the independent director is evaluated based on the criteria such as knowledge, experience, integrity, expertise in any area, number of Board / Committee meetings attended, time devoted to the Company, his participation in the Board / Committee meetings etc. The Performance evaluation of the Independent Directors was carried out by the Board and while evaluating the performance of the Independent Directors, the Director who was subject to the evaluation did not participate.

### 5. Stakeholders Relationship Committee:

#### A. Brief description of Terms of Reference:

The role and brief terms of reference of the Stakeholders Relationship Committee are as per Section 178 (5) of the Act and Regulation 20 read with Part D of Schedule II of SEBI Listing Regulations, the Company has in place, a Stakeholders' Relationship Committee ("SRC").

The terms of reference of the Stakeholders Relationship Committee are as under:

1. Resolving the grievances of the security holders, including complaints related to transfer/transmission of shares, non-receipt of Annual Report, non-receipt of declared dividends, non-receipt of new/duplicate certificates, etc.
2. Review of measures taken for effective exercise of voting rights by shareholders.
3. Review of adherence to the service standards adopted by the Company in respect of various services being rendered by the registrar and share transfer agent.
4. Review of the various measures and initiatives taken by the Company for reducing the quantum of unclaimed dividends and ensuring timely receipt of dividend warrants/ Annual Reports/ statutory notices by the shareholders of the Company.

#### B. Constitution and attendance:

During the financial year ended March 31, 2023, stakeholder's relationship committee met two times on April 05, 2022 and October 01, 2022. The composition of the Committee is in compliance of the provisions of the Act and SEBI Listing Regulations as amended and details of attendance of members of the Committee at the meetings are given as under:

Name of the Member	Position	Category	No. of Meetings attended
Mr. Ishwarlal A. Patel*	Chairman	Independent Director	2 out 2
Mr. Mahendra G. Patel	Member	Executive Director	2 out 2
Mr. Hashmukh I. Patel	Member	Executive Director	2 out 2
Ms. Meha M. Patel**	Chairperson	Independent Director	NA

\*Mr. Ishwarlal Patel (DIN: 00217324) ceased to be director due to his untimely demise w.e.f December 04, 2022.

\*\*Ms. Meha Patel (DIN: 07254852) was appointed as Chairperson of the committee w.e.f January 31, 2023.

Name of the Non-Executive director heading the Committee: Ms. Meha M. Patel (DIN: 07254852)

## Board's Report (Contd...)

### C. Status Report of Investor Complaints during the year:

Status of Investor Complaints as on March 31, 2023 as reported under Regulation 13 (3) of the SEBI Listing Regulations is as under:

Number of complaints at the beginning of the year	NIL
Number of complaints received during the year	NIL
Number of Complaints resolved during the year	NIL
Number of Complaints not solved to the satisfaction of shareholders	NIL
Number of complaints pending at the ending of the year	NIL

### D. Name, Designation and Contact Details of the Compliance officer:

**Ms. Trusha Shah**, Company Secretary and Compliance Officer

**Lincoln Pharmaceuticals Limited**

Regd. Office: "LINCOLN HOUSE", Behind Satyam Complex, Science City Road, Sola, Ahmedabad – 380060. Ph. No.: +91-79-4107-8000, E-Mail: investor@lincolnpharma.com.

## 6. Risk Management Committee:

### A. Brief description of Terms of Reference:

The terms of reference of RMC articulates the roles, responsibilities and powers of the RMC under Regulation 21 read with Schedule II (Part D) of the SEBI Listing Regulations, besides other terms as may be referred to by the board of directors from time to time.

The terms of reference of the RMC are as under:

- To consider, review and recommend the Risk Management Policy, guidelines, processes and practices of the Company.
- To ensure that the Company is taking the appropriate measures to achieve balance between the risk and reward in ongoing and new business activities.
- To evaluate significant risk exposures of the Company and assess management's actions to mitigate the exposures in a timely manner.
- To coordinate its activities with the Audit Committee in instances of overlap with audit activities.
- To provide periodical reports/ recommendations to the Board of Directors.
- To adopt best method in the interest of the Company to deal with different kinds of risks being confronted by the Company.

### B. Composition, meetings and attendance:

During the financial year ended March 31, 2023, Risk Management Committee met on May 03, 2022 and October 15, 2022. The composition of the Committee is in compliance of the provisions of the Act and SEBI Listing Regulations as amended and details of attendance of members of the Committee at the meetings are given as under:

Name of the Member	Position	Category	No. of Meetings attended
Mr. Ishwarlal A. Patel*	Chairman	Independent Director	2 out of 2
Mr. Munjal M. Patel	Member	Executive Director	2 out of 2
Mr. Darshit A. Shah	Member	Chief Financial Officer	2 out of 2
Ms. Meha M. Patel**	Chairperson	Independent Director	NA

\*Mr. Ishwarlal Patel (DIN: 00217324) ceased to be director due to his untimely demise w.e.f December 04, 2022.

\*\*Ms. Meha Patel (DIN: 07254852) was appointed as Chairperson of the committee w.e.f January 31, 2023.

## Board's Report (Contd...)

### 7. Corporate Social Responsibility (CSR) Committee:

In line with the provisions of Section 135 of the Act, read with Schedule VII of the Act, the board has constituted the CSR committee for the purpose of determining the activities to be undertaken by the Company towards the CSR.

#### A. Brief description and terms of reference:

The terms of reference of CSR articulates the roles, responsibilities and powers of the CSR under Section 135 read with Schedule VII of the Act, besides other terms as may be referred to by the board of directors from time to time.

#### B. Composition, attendance at the meetings during the year:

During the financial year ended March 31, 2023, CSR committee met three times on May 19, 2022, August 09, 2022 and November 10, 2022. The constitution of the committee is in compliance of the provisions of the Act. The composition and details of attendance of members of the Committee are as under:

Name of the Member	Position	Category	No. of Meetings attended
Mr. Ishwarlal A. Patel*	Member	Independent Director	3 out of 3
Mr. Mahendra G. Patel	Member	Executive Director	3 out of 3
Mr. Munjal M. Patel	Member	Executive Director	2 out of 3
Mr. Meha M. Patel**	Member	Independent Director	NA

\*Mr. Ishwarlal Patel (DIN: 00217324) ceased to be director due to his untimely demise w.e.f. December 04, 2022.

\*\*Ms. Meha Patel (DIN: 07254852) was appointed as Member of the committee w.e.f. January 31, 2023.

### 8. Remuneration Policy on Directors' Appointment:

As per Section 178 of the Act, the Nomination and Remuneration Committee recommended the policy relating to the remuneration of Directors, Key Managerial Personnel and other employees which was approved by the Board. The below mentioned is the Appointment and Remuneration policy as adopted by the Board:

#### A. All pecuniary relationship or transactions of the Non-Executive Directors vis-à-vis listed entity:

During the year under review, the non-executive directors of the Company had no pecuniary relationship or transactions with the Company.

#### B. Criteria determining the qualifications, positive attributes and independence of a Director and Policy for appointment and removal:

##### INDEPENDENT DIRECTORS:

##### • Qualifications of Independent Director:

An Independent director shall possess appropriate skills, experience and knowledge in one or more fields of medical, finance, law,

management, sales, marketing, administration, research, corporate governance, operations or other disciplines related to the company's business.

##### • Positive attributes of Independent Directors:

An independent director shall be a person of integrity, who possesses relevant expertise and experience and who shall uphold ethical standards of integrity and probity; act objectively and constructively; exercise his responsibilities in a bona-fide manner in the interest of the company; devote sufficient time and attention to his professional obligations for informed and balanced decision making; and assist the company in implementing the best corporate governance practices.

##### • Independence of Independent Directors:

An Independent director should meet the requirements of Section 149, Schedule IV of the Act, and Regulation 16 (1) (b) of SEBI Listing Regulations as amended from time to time. .

## Board’s Report (Contd...)

### OTHER DIRECTORS AND SENIOR MANAGEMENT:

- The Nomination and Remuneration Committee shall identify and ascertain the integrity, qualification, expertise and experience of the person for appointment as Director or at Senior Management level and recommend to the Board his / her appointment.
- A person should possess adequate qualification, expertise and experience for the position he / she is considered for appointment. The said Committee has discretion to decide whether qualification, expertise and experience possessed by a person is sufficient / satisfactory for the concerned position.
- The Company shall not appoint or continue the employment of any person as Whole-time Director who has attained the age of seventy years. Provided that the term of the person holding this position may be extended beyond the age of seventy years with the approval of shareholders by passing a special resolution based on the explanatory statement annexed to the

notice for such motion indicating the justification for extension of appointment beyond seventy years. Moreover any person appointed shall not continue in the Company if the evaluation of his performance is not satisfactory to the said committee.

### RATIONALE FOR REMUNERATION FRAMEWORK:

- **Internal Ratios:** The Compensation package for employees at levels lower than Executive Directors should be revised in the form of performance increments, structural improvements and Cost of Living Adjustments at regular intervals. This will lead to a compressing of the compensation differential between the lowest and highest levels of executive management.
- **Compliance & Risk Parameters:** In view of company law regulations, the compliance roles of Executive Directors far outweigh that of any other level, and consequently the risk parameters associated with these jobs are of a significantly higher level as compared to the junior levels and accordingly the remuneration should be paid.

### C. Remuneration Pattern:

#### Executive Directors:

**Structure:** A summary of the structure set is as mentioned below:

Components	Item	Description	Policy
Base Salary	<ul style="list-style-type: none"> <li>• Reflects the person’s experience, criticality of the role with the Company and the risk factor involved</li> </ul>	<ul style="list-style-type: none"> <li>• Consolidated Salary fixed for each financial year</li> <li>• This component is also used for paying retiral benefits</li> <li>• Paid on a monthly basis</li> </ul>	Normally positioned as the highest as compared to the other components.
Short-term incentive	<ul style="list-style-type: none"> <li>• Based totally on the performance of the Director</li> </ul>	<ul style="list-style-type: none"> <li>• Variable component of the remuneration package</li> <li>• Paid on an annually basis</li> </ul>	Determined by the Nomination and Remuneration Committee after year-end based on the evaluation of performance against the pre-determined financial and non- financial metrics
Long-term incentive	<ul style="list-style-type: none"> <li>• Drive and reward delivery of sustained long-term performance</li> </ul>	<ul style="list-style-type: none"> <li>• Variable long-term remuneration component.</li> </ul>	Determined by the Nomination and Remuneration Committee and distributed on the basis of time, level and performance
Retiral Benefits	<ul style="list-style-type: none"> <li>• Provide for sustained contribution</li> </ul>	<ul style="list-style-type: none"> <li>• Accrues depending on length on service.</li> </ul>	Paid post separation from the Company as per the Rules of the Provident Fund and Gratuity Acts

## Board's Report (Contd...)

### Key Management Personnel and senior Management and Other Employees:

- "Senior Management" shall mean, all the officers / personnel of the Company involved in the core management team and all the members excluding the Board of Directors of the management that are one level below CEO / MD / WTD / Manager and includes the Chief financial officer and Company Secretary of the Company.
- The remuneration package of the Key Management and Senior Management and Other Employees comprises of:
  - **Fixed Remuneration:** This includes a Monthly Salary such as Consolidated Pay, Variable House Rent Allowance, Compensatory Allowance, Utility Allowance, Interest Subsidy on Housing Loans;
  - **Annual Allowances:** This consists of Leave Travel Allowance, Medical Reimbursement and House Maintenance Allowance.

- **Retirals:** This includes Provident Fund, Gratuity and Superannuation, if any.

### Non-Executive Directors:

The Remuneration to the Non-Executive Directors should be determined as per the provisions of the Act, and related rules framed there under. However the Nomination and Remuneration Committee may from time to time suggest the payment and revision in the same as and when necessary.

### D. Remuneration of Directors:

The total remuneration package is designed to provide an appropriate balance between fixed and variable components with focus on performance related pay so that strong performance is incentivized but without encouraging excessive risk.

The Board has approved a policy for director's appointment and remuneration in the meeting held on August 14, 2014. During the year, the Company has reviewed the nomination and remuneration policy in compliance of the provisions of SEBI Listing Regulations and the same has been available on the website of the Company at [www.lincolnpharma.com](http://www.lincolnpharma.com).

- **Details of remuneration during the year are as given below:** (₹ in Lakhs)

Name	Service Contract / Period	Position held during the Period	Salary and allowances	Perquisites	Total Remuneration
Mr. Mahendra G. Patel	3 years commencing from September 30, 2022	Managing Director	32.93	0.29	33.22
Mr. Hashmukh I. Patel	3 years commencing from September 30, 2022	Whole-Time Director	32.96	0.29	33.25
Mr. Ashish R. Patel	3 years commencing from November 14, 2022	Whole-Time Director	53.06	0.29	53.35
Mr. Munjal M. Patel	3 years commencing from November 14, 2022	Whole-Time Director	34.13	0.29	34.42
Mr. Anand A. Patel	3 years commencing from August 08, 2022	Whole-Time Director	15.04	0.29	15.33
<b>Total</b>			<b>168.12</b>	<b>1.45</b>	<b>169.57</b>

- All the executive directors have been paid remuneration as per the limits approved by the Board and shareholders of the Company.
- The Company has not paid sitting fees to any Directors of Company.
- Notice Period: The office of the above mentioned Managing Director and Whole Time Directors is terminable by giving six months' notice in writing by either side.

## Board's Report (Contd...)

### 9. Senior Management:

The Particular of senior management of the Company including therein since the close of the previous financial year are as under:

Name	Designation
Mr. Darshit Shah	CFO
Ms. Trusha Shah*	CS
Mr. Mayur Khakhar	Vice President- Global International Marketing
Mr. Dhaval Gandhi	I.T Head
Mr. Laxmikant Harsola	Vice President- Technical
Mr. Sanjiv Patel	Senior Manager-Planning & Administration
Mr. Sanjay Bhatt	Senior Manager- operation
Mr. Jayesh Panchal	Vice President- Production
Mr. Amit Dwivedi	Group Marketing Manager
Mr. Anil Verma	Sales and Distributor Head
Mr. Bipin Suthar	Senior Manager –Purchase (P.M)
Mr. Ritesh Patel	Senior Manager- Purchase (R.M)
Ms. Hema Haran**	Manager –H.R
Mr. Bhavesh Patel	Manager- Sales & Admin
Mr. Manoj Rai	Head- Q.A
Mr. Hiren Sonani	Senior Manager-IRA
Mr. Jayesh Patel	Manager- Costing
Mr. Jimit Desai	Senior manager- Import & Export
Mr. Rakesh Vijaykumar Singh***	Deputy General Manager- Q.C

During the year under the review,

\*Mr. Niren Desai resigned as a CS w.e.f 19.07.2022 and Ms. Trusha Shah appointed as a CS w.e.f 09.11.2022.

\*\*Ms. Hema Haran resigned w.e.f 12.03.2023.

\*\*\*Mr. Vijay Kella resigned as Deputy General Manager-Q.C w.e.f 08.11.2022 and Mr. Rakesh Vijaykumar Singh appointed as Deputy General Manager w.e.f 08.11.2022.

## 10. General Body Meetings:

### A. The details of location, date and time of the last three AGMs held and any special resolutions passed:

Annual General Meeting					
Financial Year Ended	Venue	Date	Time	Particulars of Special Resolution passed	
March 31, 2022	Through video conference / other audio visual means	September 30, 2022	11:00 A.M.	1. Appointment of Mr. Anand A. Patel (DIN: 00103316) as a Whole Time Director of the Company. 2. Re-Appointment of Mr. Saurin J. Parikh (DIN: 02136530) as an Independent Director of the Company. 3. Re-appointment of Mr. Mahendra G. Patel (DIN: 00104706) as a Managing Director of the Company. 4. Re-appointment of Mr. Hashmukh I. Patel (DIN: 00104834) as a Whole Time Director of the Company. 5. Re-appointment of Mr. Ashish R. Patel (DIN: 01309017) as a Whole Time Director of the Company. 6. Re-appointment of Mr. Munjal M. Patel (DIN: 02319308) as a Whole Time Director of the Company.	
March 31, 2021	Through video conference / other audio visual means	September 30, 2021	11:00 A.M.	Nil	
March 31, 2020	Through video conference / other audio visual means	September 30, 2020	11:00 A.M.	1. Approval to continue availing services of Mr. Pirabhai R. Suthar as a Non-Executive Independent Director of the Company on his attaining the age of 75 years.	

### B. Whether any special resolution passed last year through postal ballot:

No special resolution was required to be put through postal ballot last year.

### C. Whether any special resolution is proposed to be conducted through postal ballot:

No item of business requiring voting by postal ballot is included in the notice convening the AGM / extra ordinary general meeting ("EGM") of the Company.

## 11. Means of Communication:

The board believes that effective communication of information is an essential component of Corporate Governance. The Company regularly interacts with members through multiple channels of communication such as results announcement and newspaper publications, annual report, Company's website and specific communications to stock exchanges, where the Company's shares are listed.

<b>Quarterly Results</b>	The quarterly / annually financial results were published in accordance with the requirements of the SEBI listing regulations.
<b>Newspapers wherein results normally published</b>	The quarterly / annually financial were published in the leading english newspapers "The Indian Express" and gujarati newspaper "Financial Express".



## Board's Report (Contd...)

<b>Any website, where displayed</b>	The quarterly / annually financial results were displayed on the website of the Company on <a href="http://www.lincolnpharma.com">www.lincolnpharma.com</a> and also on the website of the Stock exchanges <a href="http://www.bseindia.com">www.bseindia.com</a> and <a href="http://www.nseindia.com">www.nseindia.com</a>
<b>Whether it also displays official news releases</b>	The official news releases, if any were displayed on the website of the Company on <a href="http://www.lincolnpharma.com">www.lincolnpharma.com</a>
<b>Presentations made to institutional investors or to the analysts</b>	During the year under review, the company has not made any presentation to institutions investors / analysts.

### 12. General Shareholder Information:

<b>AGM with Date, Time and Venue</b>	29 <sup>th</sup> AGM, on or before September 30, 2023 (Saturday), through video conference (VC) or other audio visual means (OAVM) as per the circulars issued by the MCA / SEBI.								
<b>Financial Year</b>	April 01, 2022 to March 31, 2023								
<b>Tentative Schedule for considering Financial Results</b>	Will be published on or before (tentative and subject to change): <table border="1" style="width: 100%; margin-top: 5px;"> <tr> <td>For the quarter ending June 30, 2023</td> <td>On or before August 14, 2023</td> </tr> <tr> <td>For the quarter ending September 30, 2023</td> <td>On or before November 14, 2023</td> </tr> <tr> <td>For the quarter ending December 31, 2023</td> <td>On or before February 14, 2023</td> </tr> <tr> <td>For the quarter ending March 31, 2024</td> <td>On or before May 30, 2024</td> </tr> </table>	For the quarter ending June 30, 2023	On or before August 14, 2023	For the quarter ending September 30, 2023	On or before November 14, 2023	For the quarter ending December 31, 2023	On or before February 14, 2023	For the quarter ending March 31, 2024	On or before May 30, 2024
For the quarter ending June 30, 2023	On or before August 14, 2023								
For the quarter ending September 30, 2023	On or before November 14, 2023								
For the quarter ending December 31, 2023	On or before February 14, 2023								
For the quarter ending March 31, 2024	On or before May 30, 2024								
<b>Dividend Payment Date</b>	Within statutory period of 30 days from the date of approval of members at the ensuing AGM.								
<b>Listing on Stock Exchanges with Scrip Code</b>	Company's equity shares are listed at: <ol style="list-style-type: none"> <li><b>1. BSE Ltd. (BSE) – (Scrip Code: 531633)</b> PhirozeJeeJeebhoy Towers, Dalal street, Mumbai - 400 001, Maharashtra, India.</li> <li><b>2. National Stock Exchange of India Limited – (SYMBOL: LINCOLN)</b> Exchange Plaza, Bandra – Kurla Complex, Bandra (East), Mumbai – 400051, Maharashtra, India.</li> </ol>								
<b>Payment of Listing Fees</b>	The company has paid the listing fees for the financial year 2023-2024 to above stock exchanges.								
<b>Whether the securities are suspended from trading</b>	During the year under review, there was no suspension from trading in equity shares of the company.								
<b>Registrar and Share Transfer Agent (for Shares held in both Physical and Demat mode)</b>	<b>LINK INTIME INDIA PRIVATE LIMITED</b> <b>Corporate Office:</b> 5 <sup>th</sup> Floor, 506 to 508, Amarnath Business Centre-1 (ABC-1), Beside Gala Business Centre, Near St. Xavier's Collage Corner, Off C. G. Road, Navrangpura, Ahmedabad – 380 009. Tel.: +91-79-2646-5179 / 3000-2684, Email: <a href="mailto:ahmedabad@linkintime.co.in">ahmedabad@linkintime.co.in</a>								

## Board's Report (Contd...)

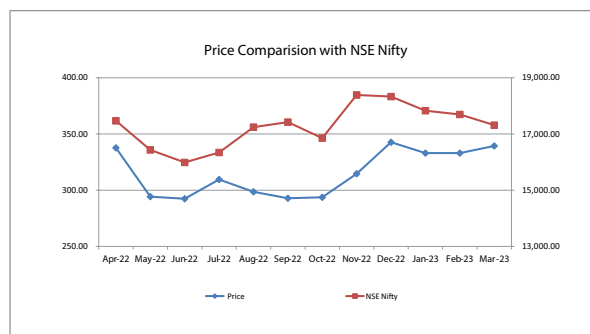
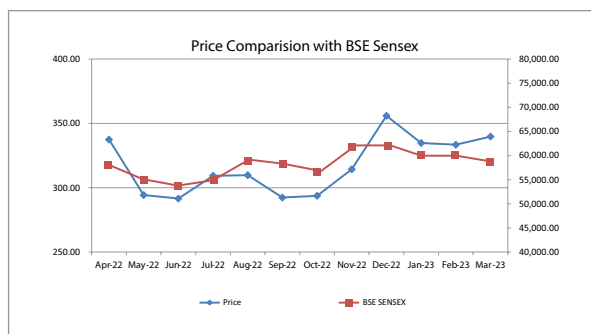
<b>Share Transfer System</b>	<p>As per SEBI notification SEBI/LAD-NRO/GN/2018/24 dated 8<sup>th</sup> June, 2018 read with SEBI Press Release dated 3<sup>rd</sup> December, 2018, the requests for effecting transfer of securities (except in case of transmission or transposition of securities) is not being processed after March 31, 2019, unless the securities are held in the dematerialized form with the depositories. All shares sent for transmission / transposition by the shareholder(s) in physical form are registered by the registrar and share transfer agents as per the SEBI Listing Regulations. In case of any objection(s), the same is normally attended to within 15 days from the receipt of the request provided the documents are in order.</p> <p>Pursuant to the provisions of Regulation 40 (9) of the SEBI Listing Regulations, certificate received from a practicing company secretary which is submitted to the both the stock exchanges, on half yearly basis. Further, certificate of reconciliation of the share capital has been received from a practicing company secretary which is submitted to the both the stock exchanges, on a quarterly basis.</p> <p>For addressing the investors' grievances, Email: investor@lincolnpharma.com.</p>
<b>Dematerialization of shares and liquidity</b>	<p>As on March 31, 2023, 1,98,97,804(99.34%) equity shares of the Company were held in dematerialized form.</p>
<b>Outstanding global depository receipts or American depository receipts or warrants or any convertible instruments, conversion date and likely impact on equity</b>	<p>As on March 31, 2023, there are no outstanding global depository receipts / american depository receipts or warrants or any convertible instruments which impacts on equity.</p>
<b>Commodity price risk or foreign exchange risk and hedging activities</b>	<p>The Company does not trade in commodities. The relevant details of foreign exchange exposure and risk / hedging activities are provided in financial statements.</p>
<b>Plant Locations</b>	<ol style="list-style-type: none"> <li>1) The Company's plant is located at 10,11,12,13 Trimul Estate, At. Khatraj, Ta-Kalol, District – Gandhinagar, Gujarat, India.</li> <li>2) Re-Survey Block No – 410 / P 1, Old Block No – 125 / P 1, B/h. Shanku's Water Park, Gam Mouje – Baliyasan, Mehsana, Gujarat – 382 732, India.</li> </ol>
<b>Address for Correspondence</b>	<p>To, The Company Secretary, <b>LINCOLN PHARMACEUTICALS LIMITED</b> "LINCOLN HOUSE", Behind Satyam Complex, Science City Road, Sola, Ahmedabad – 380 060. Ph. No.: +91-79-4107-8000; Fax No.: +91-79-4107-8062, E-mail: investor@lincolnpharma.com; Website: www.lincolnpharma.com</p>
<b>Credit Ratings obtained by the entity along with any revisions thereto during the relevant Financial Year</b>	<p>The ratings given by CRISIL for long term bank loan facilities and short term bank loan facilities of the Company are 'CRISIL A/Stable and CRISIL A1' respectively. There was no revision in the said ratings during the year under review.</p>

## Board's Report (Contd...)

- a) Market Price Data-High / Low during each month in the financial year 2022-2023 on BSE Limited (BSE) and National Stock Exchange of India Limited:

SN	Month – Year	BSE Limited (₹)		National Stock Exchange of India Limited (NSE) (₹)	
		High Price	Low Price	High Price	Low Price
1	April 2022	365.00	309.80	364.00	311.35
2	May 2022	333.55	255.00	333.60	255.00
3	June 2022	311.75	271.40	314.80	270.00
4	July 2022	328.50	290.00	329.00	290.10
5	August 2022	343.00	276.50	320.20	277.00
6	September 2022	311.00	273.70	310.70	275.05
7	October 2022	304.00	283.40	304.40	283.05
8	November 2022	341.00	287.70	340.95	288.35
9	December 2022	379.90	331.85	379.05	306.30
10	January 2023	368.30	301.25	366.00	300.00
11	February 2023	364.00	302.85	364.70	301.30
12	March 2023	359.95	319.55	359.50	319.25

- b) Share Performance of the Company:



- c) The Distribution of Shareholdings as on March 31, 2023 is as under:

No. of Shares	No. of Shareholders	% of holders	No. of Shares	% of Shares
1 – 500	27,353	92.49	22,06,236	11.01
501 – 1000	1160	3.92	9,25,177	4.62
1001 – 2000	507	1.71	7,53,659	3.76
2001 – 3000	185	0.63	4,77,224	2.38
3001 – 4000	97	0.33	3,46,155	1.73
4001 – 5000	56	0.19	2,61,388	1.31
5001 – 10,000	83	0.28	5,83,306	2.91
10,001 and above	132	0.45	1,44,76,583	72.28
<b>TOTAL</b>	<b>29,573</b>	<b>100.00</b>	<b>2,00,29,728</b>	<b>100.00</b>

(As per RTA report)

## Board's Report (Contd...)

### d) Shareholding Pattern as on March 31, 2023:

Sr. No.	Category	No. of Shares	(%) of Holding
1.	Promoters & Promoter group	94,14,112	47.00
2.	Mutual Funds/ UTI / Trust	95	0.00
3.	Foreign Portfolio Investors	2,55,108	1.27
4.	Bodies Corporate	13,45,189	6.72
5.	Body Corporate-LLPs	12,141	0.06
6.	NRI (Repatriable & Non-Repatriable)	4,15,815	2.08
7.	Individuals / HUF	85,41,937	42.65
9.	Clearing Members	2673	0.01
10.	Central Government (IEPF)	42,658	0.21
	<b>Total</b>	<b>2,00,29,728</b>	<b>100.00</b>

#### Other Disclosures:

#### A. Related Party Transactions:

All related party transactions are entered into by the company only after obtaining the prior approval of the audit committee and on arm's length basis with ordinary course of business and do not attract the provisions of section 188 of the Act. There were no materially significant transactions with related parties during the year which were in the conflict of interest of the company.

In terms of the Act, and SEBI Listing Regulations as amended, the Company has adopted a policy to determine related party transactions and has been uploaded on the website of the Company: <https://www.lincolnpharma.com/Investor/Disclosures%20under%20Regulation%2046%20of%20the%20LODR/6.%20Policy%20on%20Related%20Party%20Transactions.pdf>.

#### B. Details of Non-Compliance by the Company:

Due to sad demise of Shri Ishwarlal Patel, Independent Director on December 04, 2022, the composition of Board was changed and the strength of Independent Director fell below minimum requirement of one-third of the board of directors. Thus, the Company is required to appoint one more Independent Director. The Company was in search of suitable candidate who can justify the role of Independent Director in true

spirit taking into account the size and industry of the Company. Due to this reason, there has been delay in appointing Independent Director.

Further, it may be noted that earlier the Company has received notice dated 22.05.2023 received from NSE Ltd. & BSE Ltd. respectively for non-compliance of Regulation 17(1) of SEBI (Listing Obligations & Disclosure Requirement) Regulations, 2015 and imposed a fine of Rs. 1,65,200/- (including taxes) respectively. The Company has remitted the fine on 23.05.2023 through RTGS to the Bank Accounts as provided in the aforesaid Notice of NSE and BSE Limited and intimated the same to both the exchanges.

#### C. Details of establishment of Vigil Mechanism / Whistle Blower Policy:

In accordance with the provisions of Section 177 (9) of the Act, and the Rules made there under read with SEBI Listing Regulations, company has established a vigil mechanism termed as whistle blower policy, for Directors and employees to report concerns about unethical behavior, actual or suspected fraud or violation of the company's code of conduct or ethics policy, which also provides for adequate safeguards against victimization of director(s) / employee(s) who avail of the mechanism and also provide for direct access to the chairman of the audit committee in exceptional cases.

## Board's Report (Contd...)

The vigil mechanism / whistle blower policy is devised in such a manner that would enable the stakeholders, including individual employees and their representative bodies, to freely communicate their concerns about illegal or unethical practices. As per the policy no person has been denied the access to the audit committee. The said policy is made available on the website of the Company on <https://www.lincolnpharma.com/Investor/Disclosures%20under%20Regulation%2046%20of%20the%20LODR/5.%20Details%20of%20establishment%20of%20Whistle%20Blower%20Policy.pdf>.

### D. Details of compliance with mandatory requirements and adoption of the non-mandatory requirements:

The Company have complied with the mandatory corporate governance requirements under the SEBI Listing Regulations.

### E. Policy for determining Material Subsidiaries and dealing with related party transactions:

The policy for determining 'material' subsidiaries and dealing with related party transactions are available on the website of the Company: <https://www.lincolnpharma.com/Investor/Disclosures%20under%20Regulation%2046%20of%20the%20LODR/6.%20Policy%20on%20Related%20Party%20Transactions.pdf>.

### F. Disclosure of commodity price risks and commodity hedging activities:

The Company is not carrying on any commodity business and has not undertaken any commodity hedging activities, hence same are not applicable to the Company.

### G. Utilization of funds raised through preferential allotment or qualified institutions placement:

During the year, Company has not raised any funds through preferential allotment or qualified institutions placement.

### H. Certificate from a Practicing Company Secretary on the Board:

A certificate from a company secretary in practice as

required under Part C of Schedule V of SEBI Listing Regulations stating that none of the Directors on the Board of the Company have been debarred or disqualified from being appointed or continuing as directors of Company by SEBI / Ministry of Corporate Affairs / any such statutory authority forms part of this corporate governance report.

I. During the year under review, there has been no such incidence where the board has not accepted the recommendation of any committees.

J. The details of total fees paid on a consolidated basis to the statutory auditors:

(₹ in Lakhs)

Particulars	Fees paid for the FY 2022-2023
Fees paid for Statutory Audit of the Company and its Subsidiary	8.15
Fees paid for other services	0.00
<b>Total</b>	<b>8.15</b>

K. Disclosures in relation to the Sexual Harassment of Women at Workplace (Prevention, Prohibition and Redressal) Act, 2013:

i. Number of complaints on Sexual harassment received during the year	-	Nil
ii. Number of Complaints disposed off during the year	-	Nil
iii. Number of cases pending as on end of the Financial Year	-	Nil

13. All the requirements of corporate governance report of sub paragraphs (2) to (10) of Para C of Schedule V of SEBI Listing Regulations has been duly complied with.

### 14. Disclosure of the Company and its subsidiaries of 'Loans and advances in the nature of loans to firms / companies in which directors are interested by name and amount:

During the year under review, Company not give loans and advances in the nature of any loans to firms / companies in which directors are interested.

## Board's Report (Contd...)

**15. Details of material subsidiaries of the listed entity; including the date and place of incorporation and the name and date of appointment of the statutory auditors of such subsidiaries: NIL**

**16. Adoption of discretionary requirements as specified in Part E of Schedule II of the SEBI Listing Regulations:**

With regard to discretionary requirements, the Company has adopted clauses relating to the following:

- i. **Board:** The Company has non – executive chairperson and separate persons were appointed for the post of chairman and managing director.
- ii. **Reporting of Internal Auditor:** Internal Auditors reports directly to the audit committee.
- iii. The Company has moved towards the regime of obtaining the report of auditors with un-modified opinion with respect to the audited financial results (standalone and consolidated) of the Company for the year ended on March 31, 2023.

**17. Disclosure of the compliance with corporate governance requirements specified in Regulation 17 to 27 and Clauses (b) to (i) of sub-regulation (2) of Regulation 46 of the SEBI Listing Regulations:**

The Company have complied with the requirements specified

in regulation 17 to 27 and clause (b) to (i) of sub-regulation (2) of regulation 46 of the SEBI Listing Regulation.

**18. Declaration of compliance of Code of Conduct:**

According to the information provided / available, it is hereby confirmed that all the board members and senior management personnel have affirmed compliance with the code of conduct of the Company during the year. The code of conduct is also posted on the website of the Company i.e. [www.lincolnpharma.corm](http://www.lincolnpharma.corm).

**19. Disclosures with respect to demat suspense account/unclaimed suspense account:**

As on March 31, 2023, the Company does not have any equity shares lying in Demat suspense account/unclaimed suspense account.

**20. Code of conduct to regulate, monitor and report trading by insiders:**

The Company has adopted a code to regulate, monitor and report trading by insiders under SEBI (Prohibition of Insider Trading Regulations), 2015 and the Board reviews the same on need basis.

For and on behalf of the board  
**For Lincoln Pharmaceuticals Limited**

**Mahendra G. Patel**  
 Managing Director  
 DIN: 00104706

**Hashmukh I. Patel**  
 Whole-Time Director  
 DIN: 00104834

Ahmedabad, August 10, 2023

## Board's Report (Contd...)

### DECLARATION ON ADHERENCE WITH COMPANY'S CODE OF CONDUCT

[Pursuant to Regulation 34(3) and Schedule V of Securities and Exchange Board of India  
(Listing Obligations and Disclosure Requirements) Regulations, 2015]

To  
The Members of,  
**Lincoln Pharmaceuticals Limited**

This is to confirm that the company has adopted code of conduct and ethics for all the members of board of directors, senior management personnel of the company as stipulated under Regulation 17 (5) of the SEBI Listing Regulations, and the members of board of directors, senior management personnel of the Company have affirmed compliance with this code of conduct & ethics for the financial year ended on March 31, 2023.

**For Lincoln Pharmaceuticals Limited**

**Mahendra G. Patel**

Managing Director

DIN: 00104706

Ahmedabad, August 10, 2023

### CEO AND CFO CERTIFICATE

To,  
The Board of Directors,  
**Lincoln Pharmaceuticals Limited**

We hereby certify that:

- a) We have reviewed Audited Financial Statements for the financial year Ended March 31, 2023 and that to the best of our knowledge and belief:
  - (i) these statements do not contain any materially untrue statement or omit any material fact or contain statements that might be misleading;
  - (ii) these statements together present a true and fair view of the Company's affairs and are in compliance with existing accounting standards, applicable laws and regulations.
- b) There are, to the best of our knowledge and belief no transactions entered into by the Company during the year which are fraudulent, illegal or violative of the Company's code of conduct.
- c) We accept responsibility for establishing and maintaining internal controls for financial reporting and that we have evaluated the effectiveness of internal control systems of the company pertaining to financial reporting and we have disclosed to the auditors and the Audit Committee, deficiencies in the design or operation of such internal controls, if any, of which we are aware and the steps we have taken or propose to take to rectify these deficiencies.
- d) We have indicated to the Auditors and the Audit Committee that there are no:
  - (i) significant changes in internal control over financial reporting during the year;
  - (ii) significant changes in accounting policies during the year requiring disclosure in the notes to the financial statements; and
  - (iii) instances of significant fraud of which we have become aware and the involvement therein, if any, of the management or an employee having significant role in the company's internal control system over financial reporting.

**For Lincoln Pharmaceuticals Limited**

**Mahendra G. Patel**

Managing Director

DIN: 00104706

**Darshit A. Shah**

Chief Financial Officer

Ahmedabad, August 10, 2023

## Board's Report (Contd...)

### CERTIFICATE ON CORPORATE GOVERNANCE

To,  
The Members,  
**LINCOLN PHARMACEUTICALS LIMITED,**  
"LINCOLN HOUSE", Behind Satyam Complex,  
Science City Road, Sola, Ahmedabad – 380060.

I have examined the compliance of conditions of Corporate Governance by Lincoln Pharmaceuticals Limited for the purpose of certifying compliance of the conditions of Corporate Governance as prescribed under the SEBI (Listing Obligations and Disclosure Requirements) Regulations, 2015 ("the Listing Regulations") for the Financial Year ended March 31, 2023. I have obtained all the information and explanations, which to the best of my knowledge and belief were necessary for the purpose of certification.

The compliance of conditions of corporate governance is the responsibility of the management. My examination was limited to procedures and implementation thereof, adopted by the Company for ensuring the compliance of the conditions of the Corporate Governance. It is neither an audit nor an expression of opinion on the financial statements of the Company.

On the basis of my examination of the records produced, explanations and information furnished, I certify that the Company has complied with all the mandatory conditions of the Corporate Governance, as stipulated in Regulations 17 to 27 and clauses (b) to (i) of Regulation 46 (2) and Paragraphs C, D and E of Schedule V of the Listing Regulations, during the year ended on March 31, 2023 ***except the Company failed to appoint a new Independent Director within stipulated time period on casual vacancy caused due to death of Mr. Ishwarlal Ambalal Patel (DIN: - 00217324) on December 04, 2022. Thus, the composition of Board was not in compliance of provision of the Regulation 17(1) of the SEBI (LODR) Regulation, 2015 as on March 31, 2023.***

I further state that such compliance is neither an assurance as to the future viability of the Company nor the efficiency or effectiveness with which the management has conducted the affairs of the Company.

**For, Vishwas Sharma and Associates,**  
Company Secretaries,

**Vishwas Sharma**  
Proprietor  
FCS: 12606,  
COP No.: 16942  
UDIN: F012606E000781891  
PR No.: 854/2020

Place: Ahmedabad  
Date: August 10, 2023



## Board's Report (Contd...)

### CERTIFICATE OF NON-DISQUALIFICATION OF DIRECTORS

[Pursuant to Regulation 34 (3) and Schedule V Para C clause (10) (i) of the SEBI (Listing Obligations and Disclosure Requirements) Regulations, 2015]

To,  
The Members,  
**LINCOLN PHARMACEUTICALS LIMITED,**  
(CIN: L24230GJ1995PLC024288)  
"LINCOLN HOUSE", Behind Satyam Complex,  
Science City Road, Sola, Ahmedabad – 380060.

I have examined the relevant registers, records, forms, returns and disclosures received from the Directors of Lincoln Pharmaceuticals Limited (hereinafter referred to as "the Company"), produced before me by the Company for the purpose of issuing this Certificate, in accordance with Regulation 34(3) read with Schedule V Para C Sub Clause 10(i) of the Securities Exchange Board of India (Listing Obligations and Disclosure Requirements) Regulations, 2015.

In my opinion and to the best of my information and according to the verifications (including Directors Identification Number (DIN) status at the portal [www.mca.gov.in](http://www.mca.gov.in)) as considered necessary and explanations furnished to me by the Company and its officers, I hereby certify that none of the Directors on the Board of the Company as stated below for the Financial year ending on 31st March, 2023 have been debarred or disqualified from being appointed or continuing as Directors of companies by the Securities and Exchange Board of India, Ministry of Corporate Affairs, or any such other Statutory Authority.

Sr. No.	Name of Director	DIN	Designation
1.	KISHOR MEGHJI SHAH	02769085	Chairman & Non-Executive Director
2.	MAHENDRABHAI GULABDAS PATEL	00104706	Managing Director
3.	MUNJAL MAHENDRABHAI PATEL	02319308	Whole-time Director
4.	HASHMUKHBHAI ISHWARLAL PATEL	00104834	Whole-time Director
5.	ANAND ARVINDBHAI PATEL	00103316	Whole-time Director
6.	ASHISH RAJANIKANT PATEL	01309017	Whole-time Director
7.	SAURIN JAGDISH BHAI PARIKH	02136530	Independent Director
8.	PIRABHAI RAMJIBHAI SUTHAR	00453047	Independent Director
9.	RAJANIKANT GULABDAS PATEL	00104786	Non-Executive Director
10.	MEHA PATEL	07254852	Independent Director

Ensuring the eligibility for the appointment / continuity of every Director on the Board is the responsibility of the management of the Company. My responsibility is to express an opinion on these based on my verification. This certificate is neither an assurance as to the future viability of the Company nor of the efficiency or effectiveness with which the management has conducted the affairs of the company.

**For, Vishwas Sharma and Associates,**  
Company Secretaries,

**Vishwas Sharma**  
Proprietor  
FCS: 12606,  
COP No.:16942  
UDIN: F012606E000778426  
PR No.: 854/2020

Place: Ahmedabad  
Date: August 10, 2023

# INDEPENDENT AUDITOR'S REPORT

To,  
 The Members of  
**Lincoln Pharmaceuticals Limited**

## Report on the Audit of the Standalone Financial Statements

### Opinion

1. We have audited the Standalone Financial Statements of **Lincoln Pharmaceuticals Limited** ("the Company"), which comprise the Balance Sheet as at **31<sup>st</sup> March, 2023**, and the Statement of Profit and Loss, the Statement of Changes in Equity and Statement of Cash Flows for the year then ended, and notes to the standalone financial statements, including a summary of the significant accounting policies and other explanatory information.
2. In our opinion and to the best of our information and according to the explanations given to us, the aforesaid Standalone financial statements give the information required by the Companies Act, 2013 (the 'Act') in the manner so required and give a true and fair view in conformity with the Indian Accounting Standards prescribed under Section 133 of the Act read with the Companies (Indian Accounting Standards) Rules, 2015, as amended, ("Ind AS") and other accounting principles generally accepted in India, of the state of affairs of the Company as at 31 March, 2023, and its profit, total comprehensive income, its cash flows and the changes in equity for the year ended on that date.

### Basis for Opinion

3. We conducted our audit in accordance with the Standards on Auditing specified under section 143(10) of the Act. Our responsibilities under those Standards are further described in the Auditor's Responsibilities for the Audit of the Standalone financial statements section of our report. We are independent of the Company in accordance with the Code of Ethics issued by the Institute of Chartered Accountants of India together with the ethical requirements that are relevant to our audit of the standalone financial statements under the provisions of the Companies Act, 2013 and the Rules there under and we have fulfilled our ethical responsibilities in accordance with these requirements and the Code of Ethics. We believe that the audit evidence we have obtained is sufficient and appropriate to provide a basis for our opinion.

### Key Audit Matters

4. Key audit matters are those matters that, in our professional judgment were, of most significance in our audit of the, standalone financial statements of the current period.  
  
 These matters were addressed in the context of our audit, of the standalone financial statements as a whole, and in forming our opinion thereon, and we do not provide a separate opinion, on these matters.

## INDEPENDENT AUDITOR'S REPORT (Contd...)

5. Key audit matter identified in our audit is on Existence & Recoverability of Trade Receivable as follows:

Key audit matter	How our audit addressed the key audit matter
<p><b>Existence &amp; Recoverability of Trade Receivable</b></p> <p>The company has trade receivables (net) outstanding of ₹ 13,546.63 Lakhs after deducting the provision for impairment of ₹ 150.64 Lakhs at the end of reporting period.</p> <p>This represents 23.07% of the total assets of the company.</p> <p>These balances are receivable in relation to the revenue recognized in accordance with the requirements of Ind AS 115 "Revenue from Contracts with Customers".</p> <p>The recoverability of trade receivables is a key element of the company's working capital management, which is managed on an ongoing basis by its management. Due to the nature of the business, the requirements of customers and various contract terms that are in place, there is a risk that the carrying values may not reflect the recoverable amounts as at the reporting date.</p> <p>Therefore, the assessment of existence &amp; recoverability of trade receivables is a key audit matters due to its size, and inherent uncertainty involved in the Management judgement.</p> <p>Refer note 4(ii) to accounting policies and note 14 and 47(I)(1) to the standalone Financial statements.</p>	<p>Our audit procedures included the following:</p> <ul style="list-style-type: none"> <li>• Reviewing the accounting policy with respect to               <ul style="list-style-type: none"> <li>o recognition of revenue &amp; its appropriateness in accordance with Ind AS 115: Revenue from Contract with Customers;</li> <li>o Appropriateness of Recognition, Measurement and Impairment of Trade Receivables in accordance with Ind AS 109: Financial Instruments.</li> </ul> </li> <li>• Evaluating the design &amp; implementation of internal controls in relation to recovery of Trade receivables, calculation of allowance for impaired trade receivable along with testing its operating effectiveness on sample basis.</li> <li>• Obtaining the external balance confirmations on samples basis to ascertain the existence &amp; completeness of trade receivables.</li> <li>• Evaluating the reconciliations prepared by the management with respect to the balance confirmations received.</li> <li>• Verified the subsequent receipts of trade receivables for selected samples to ascertain its existence as on balance sheet date.</li> <li>• Obtaining an understanding of the processes for evaluating the recoverability of the trade receivables including the collection process &amp; allowances for impaired trade receivables.</li> <li>• Evaluating management's assumptions in determining the provision for impairment of trade receivables, by analysing the ageing of receivables, assessing significant overdue Individual trade receivables and specific local risks, historical trends &amp; patterns, combined with the legal documentations, where applicable.</li> <li>• Verifying the ageing analysis of Trade receivables, long outstanding &amp; overdue balances, latest correspondences with customers for recovery of dues &amp; evaluating its impact on provisioning &amp; impairment.</li> <li>• Assessing the adequacy of the disclosures as required by the statute.</li> </ul>

### Information other than the Standalone financial statements and Auditors' Report thereon.

6. The Company's Board of Directors is responsible for the other information. The other information comprises the information included in the Annual Report, but does not include the standalone financial statements and our auditor's report thereon.

Our opinion on the standalone financial statements does not cover the other information and we do not express any form of assurance conclusion thereon.

In connection with our audit of the standalone financial statements, our responsibility is to read the other information identified above when it becomes available and, in doing so, consider whether the other information is materially inconsistent with the standalone financial statements or our knowledge obtained in the audit, or otherwise appears to be materially misstated.

## INDEPENDENT AUDITOR'S REPORT (Contd...)

When we read the Annual Report, if we conclude that there is a material misstatement therein, we are required to communicate the matter to those charged with governance and as may be legally advised.

### Responsibilities of Management and Those Charged with Governance for the Standalone financial statements

7. The Company's Board of Directors is responsible for the matters stated in Section 134(5) of the Act with respect to the preparation of these standalone financial statements that give a true and fair view of the financial position, financial performance, changes in equity and cash flows of the Company in accordance with the accounting principles generally accepted in India, including the Indian Accounting Standards (Ind AS) specified under section 133 of the Act. This responsibility also includes maintenance of adequate accounting records in accordance with the provisions of the Act for safeguarding the assets of the Company and for preventing and detecting frauds and other irregularities; selection and application of appropriate implementation and maintenance of accounting policies; making judgments and estimates that are reasonable and prudent; and design, implementation and maintenance of adequate internal financial controls, that were operating effectively for ensuring the accuracy and completeness of the accounting records, relevant to the preparation and presentation of the standalone financial statements that give a true and fair view and are free from material misstatement, whether due to fraud or error.
8. In preparing the standalone financial statements, management is responsible for assessing the Company's ability to continue as a going concern, disclosing, as applicable, matters related to going concern and using the going concern basis of accounting unless management either intends to liquidate the Company or to cease operations, or has no realistic alternative but to do so.
9. Those Board of Directors are also responsible for overseeing the Company's financial reporting process.

### Auditors' Responsibilities for the Audit of the Standalone financial statements

10. Our objectives are to obtain reasonable assurance about whether the standalone financial statements as a whole are free from material misstatement, whether due to fraud or error, and to issue an auditor's report that includes our

opinion. Reasonable assurance is a high level of assurance, but is not a guarantee that an audit conducted in accordance with SAs will always detect a material misstatement when it exists. Misstatements can arise from fraud or error and are considered material if, individually or in the aggregate, they could reasonably be expected to influence the economic decisions of users taken on the basis of these standalone financial statements.

11. As part of an audit in accordance with SAs, we exercise professional judgment and maintain professional skepticism throughout the audit. We also:
  - Identify and assess the risks of material misstatement of the standalone financial statements, whether due to fraud or error, design and perform audit procedures responsive to those risks, and obtain audit evidence that is sufficient and appropriate to provide a basis of opinion. The risk of not detecting a material misstatement resulting from fraud is higher than for our resulting from error, as fraud may involve collusion, forgery, intentional omissions, misrepresentations, or the override of internal control.
  - Obtain an understanding of internal control relevant to the audit in order to design audit procedures that are appropriate in the circumstances. Under section 143(3)(i) of the Act, we are also responsible for expressing our opinion on whether the company has adequate internal financial control system in place and the operating effectiveness of such controls.
  - Evaluate the appropriateness of accounting policies used and the reasonableness of accounting estimates and related disclosures made by the management.
  - Conclude on the appropriateness of management's use of the going concern basis of accounting and based on the audit evidence obtained, whether a material uncertainty exists related to events or conditions that may cast significant doubt on the Company's ability to continue as a going concern. If we conclude that a material uncertainty exists, we are required to draw attention in our auditor's report to the related disclosures in the standalone financial statements or, if such disclosures are inadequate, to modify our opinion. Our conclusions are based on the audit evidence obtained up to the date of our auditor's report. However, future events or conditions

## INDEPENDENT AUDITOR'S REPORT (Contd...)

may cause the Company to cease to continue as a going concern.

- Evaluate the overall presentation, structure and content of the standalone financial statements, including the disclosures, and whether the standalone financial statements represent the underlying transactions and events in a manner that achieves fair presentation.
12. We communicate with those charged with governance regarding, among other matters, the planned scope and timing of the audit and significant audit findings, including any significant deficiencies in internal control that we identify during our audit.
  13. We also provide those charged with governance with a statement that we have complied with relevant ethical requirements regarding independence and to communicate with them all relationships and other matters that may reasonably be thought to bear on our independence and where applicable, related safeguards.
  14. From the matters communicated with those charged with governance, we determine those matters that were of most significance in the audit of the standalone financial statements of the current period and are therefore the key audit matters. We describe these matters in our auditor's report unless law or regulation precludes public disclosure about the matter or when, in extremely rare circumstances, we determine that a matter should not be communicated in our report because the adverse consequences of doing so would reasonably be expected to outweigh the public interest benefits of such communication.

### Report on Other Legal and Regulatory Requirements

15. As required by the Companies (Auditor's Report) Order, 2020 ("the Order") issued by the Central Government of India in terms of sub-section (11) of Section 143 of the Act, we give in "Annexure A" a statement on the matters specified in paragraphs 3 and 4 of the Order, to the extent applicable.
16. As required by Section 143(3) of the Act, we report that:
  - a) We have sought and obtained all the information and explanations which to the best of our knowledge and belief were necessary for the purposes of our audit.
  - b) In our opinion, proper books of account as required by law have been kept by the Company so far as it

appears from our examination of those books.

- c) The Balance Sheet, the Statement of Profit and Loss and the Cash Flow Statement dealt with by this Report are in agreement with the books of account.
- d) In our opinion, the aforesaid standalone financial statements comply with the Ind AS Specified under section 133 of the Act, read with Companies (Indian Accounting Standards) Rules, 2015, as amended.
- e) On the basis of the written representations received from the directors and taken on record by the Board of Directors, none of the directors is disqualified as on 31st March, 2023 from being appointed as a director in terms of Section 164(2) of the Act.
- f) With respect to the adequacy of the internal financial controls over financial reporting of the Company and the operating effectiveness of such controls, refer to our separate Report in "Annexure B".
- g) With respect to the other matters to be included in the Auditor's Report in accordance with the requirements of Section 197(16) of the Act, as amended, in our opinion and to the best of our information and according to the explanations given to us, the remuneration paid by the Company to its directors during the year is in accordance with the provisions of Section 197 of the Act.
- h) With respect to the other matters to be included in the Auditor's Report in accordance with Rule 11 of the Companies (Audit and Auditors) Rules, 2014, in our opinion and to the best of our information and according to the explanations given to us:
  - i. The Company has disclosed the impact of pending litigations on its financial position in the standalone financial statements- Refer Note-43 of financial statement;
  - ii. The Company has made provision, as required under the applicable law or accounting standards, for material foreseeable losses, if any, on long-term contracts including derivative contracts;
  - iii. There has been no delay in transferring amounts, required to be transferred, to the Investor Education and Protection Fund by the Company;

## INDEPENDENT AUDITOR'S REPORT (Contd...)

- iv.(i) The management has represented that, to the best of its knowledge and belief, other than as disclosed in the notes to the accounts, no funds have been advanced or loaned or invested (either from borrowed funds or share premium or any other sources or kind of funds) by the company to or in any other persons or entities, including foreign entities ("Intermediaries") with the understanding, whether recorded in writing or otherwise, that the Intermediaries shall, whether, directly or indirectly lend or invest in the other persons or entities identified in any manner whatsoever by or on behalf of the Company ("Ultimate Beneficiaries") or provide any guarantee, security or the like on behalf of the Ultimate Beneficiaries.
- (ii) The management has represented, that to the best of its knowledge and belief, other than as disclosed in the notes to the accounts, no funds have been received by the Company from any persons or entities, including foreign entities ("Funding Parties"), with the understanding, whether recorded in writing or otherwise, that the company shall, whether directly or indirectly lend or invest in the other persons or entities identified in any manner whatsoever by or on behalf of the Funding Parties ("Ultimate Beneficiaries") or provide any guarantee, security or the like on behalf of the Ultimate Beneficiaries.
- (iii) Based on such audit procedures applied by us, nothing has come to our notice that has caused us to believe that the representations made under sub clause (iv) (i) and (ii) contain any material misstatement.
- v. The dividend declared and paid during the year by the Company is in compliance with Section 123 of the Companies Act, 2013.
- vi. Proviso to Rule 3(1) of the Companies (Accounts) Rules, 2014 for maintaining books of account using accounting software which has a feature of recording audit trail (edit log) facility is applicable to the Company with effect from April 1, 2023, and accordingly, reporting under Rule 11(g) of Companies (Audit and Auditors) Rules, 2014 is not applicable for the financial year ended March 31, 2023.

**For, Samir M Shah & Associates**  
**Chartered Accountants,**  
**[Firm Regd. No. 122377W]**

**(Samir M Shah)**  
**Partner**  
**[M. No. 111052]**

**UDIN: 23111052BGWTKJ8937**

**Place: Ahmedabad**  
**Date: 25/05/2023**

## INDEPENDENT AUDITOR'S REPORT (Contd...)

### ANNEXURE "A" TO INDEPENDENT AUDITORS' REPORT

Referred to in paragraph 15 of "Report on Other Legal and Regulatory Requirements" of our Report of even date to the Members of **Lincoln Pharmaceuticals Limited** for the year ended **31<sup>st</sup> March, 2023**.

In terms of the information and explanations sought by us and given by the Company and the books of account and records examined by us in the normal course of audit and to the best of our knowledge and belief, we state that:

#### 1. In respect of Property, Plant and Equipment :

- (a) (i) The Company has maintained proper records showing full particulars including quantitative details and situation of Property, Plant & Equipments.
- (ii) The Company has maintained proper records showing full particulars of intangible assets on the basis of available information.
- (b) The property, plant and equipments were physically verified by the Management according to a phased programme at regular intervals which, in our opinion, is reasonable having regard to the size of the company and the nature of its assets. Pursuant to the programme, property, plant and equipments have been physically verified by the management during the year and no material discrepancies have been noticed on such verification.
- (c) Based on the examination of the registered sale deed / transfer deed / conveyance deed provided to us, we report that, the title deeds of all the immovable properties of land and buildings (other than properties where the Company is the lessee and the lease agreements are duly executed in favour of the Company) disclosed in the financial statements included in property, plant and equipment are held in the name of the Company as at the balance sheet date. In respect of immovable and movable properties that have been taken on lease and disclosed in the financial statements as right-of use asset as at the balance sheet date, the lease agreements are duly executed in favour of the Company.
- (d) The company has not revalued its Property, Plant & Equipments and intangible assets during the year.
- (e) No proceedings have been initiated or pending against the company for holding any benami property under the Benami Transaction (Prohibition) Act, 1988 and rules made there under.

#### 2. In respect of its Inventories :

- (a) The physical verification of inventories has been conducted at reasonable intervals by the management. In our opinion, the coverage and procedure of such verification by management is appropriate and no material discrepancies of 10% or more in aggregate for each class of inventories were noticed on such physical verification of inventories when compared with books of account.
- (b) The company has been sanctioned working capital limit in excess of ₹ 5.00 Crores in aggregate. Copies of quarterly statement and return, furnished to bank have also been made available for our verification. We have verified the same on random sampling basis and found the same in agreement with books of accounts. Discrepancies noticed during the verification, were reasonably explained by the management.

3. (a) The company has not made any investments in, provided any guarantee or security or advances in the nature of loans, however the Company has provided loans in nature unsecured loans to other parties during the year and details of the same are given below:

(Amount ₹ In Lakhs)	
Particulars	In Nature of Loan
Aggregate amount granted/ provided during the year to other parties	4400.00
Balance outstanding as at Balance Sheet date	8253.74

- (b) The investments made, guarantees provided, security given and the terms and conditions of the grant of all the above-mentioned loans and advances in the nature of loans and guarantees provided, during the year are, in our opinion, prima facie, not prejudicial to the Company's interest.
- (c) In respect of loans granted or advances in the nature of loans provided by the Company, there has been no stipulated schedule of repayment of principal and payment of interest thereon, hence verification repayment or receipts are regular as per stipulation does not arise.



## INDEPENDENT AUDITOR'S REPORT (Contd...)

- (d) According to information and explanations given to us and based on the audit procedures performed, in respect of loans granted and advances in the nature of loans provided by the Company, there is no overdue amount remaining outstanding as at the balance sheet date.
- (e) No loan or advance in the nature of loan granted by the Company which has fallen due during the year, has been renewed or extended or fresh loans granted to settle the overdues of existing loans given to the same parties.
- (f) The Company has granted any loans or advances in the nature of loans either repayable on demand or without specifying any terms or period of repayment during the year, the details of the same are as under:

(Amount ₹ In Lakhs)

Particulars	In Nature of Loan	% of Total Loan Granted during the year
Aggregate amount granted/provided during the year	4400.00	100%
Amount granted to Promoters as defined in Clause (76) of Section 2 of the Companies Act, 2013	Nil	Nil
Amount granted to Other parties	4400.00	100%

4. The Company has complied with the provisions of Sections 185 and 186 of the Companies Act, 2013 in respect of loans granted, investments made and guarantees and securities provided, as applicable.

### 5. In respect of Deposits:

The company has not accepted any deposits or amount which are deemed to be deposits and hence the directives issued by the Reserve Bank of India and the provisions of sections 73 to 76 or any other relevant provisions of the Companies Act and the rules framed there under are not applicable to the company. Accordingly, clause 3(v) of Companies (Auditor's Report) Order, 2020 is not applicable.

### 6. Cost Records:

Pursuant to the rules made by the central government of India, the Company is required to maintain cost records as specified under section 148(1) of the Act.

We have broadly reviewed the same, and are of the opinion that, prima facie, the prescribed accounts and records have been made and maintained. However, we have not made a detailed examination of the cost records with a view to determine whether they are accurate or complete.

### 7. In respect of Statutory Dues :

- (a) The Company is by and large regular in depositing with appropriate authorities undisputed statutory dues including Goods and Service Tax, Provident Fund, Employees State Insurance, Income Tax, Duty of Customs, Value Added tax, cess and any other material statutory dues with the appropriate authorities. According to the information and explanations given to us, no undisputed amounts payable in respect of statutory dues were outstanding as at 31<sup>st</sup> March, 2023 for a period of more than six months from the date they became payable.
- (b) There were no dues of Sales tax, Goods and Service Tax, Provident Fund, Employees State Insurance, Duty of Excise, Duty of Customs, cess and any other statutory dues which have not been deposited on account of any dispute. The particulars of dues of Income Tax which have not been deposited on account of disputes and the forum where the dispute is pending is given below:

Name of the Statute	Nature of the Dues	Year	Amount (₹ in Lakhs)	Forum where dispute is pending
Income Tax Act, 1961	Penalty	2012-13	7.00	Commissioner of Income Tax (Appeals)
	Penalty	2013-14	14.50	
	Penalty	2015-16	1.60	

### 8. In respect of Undisclosed Income Discovered in Income tax Assessment:

There were no transactions that were not recorded in books of accounts and have been surrendered or disclosed as income during the year in the tax assessments under the



## INDEPENDENT AUDITOR'S REPORT (Contd...)

Income Tax Act, 1961. Hence, clause 3(viii) of Companies (Auditor's Report) Order, 2020 is not applicable to the company.

### 9. In respect of Repayment of Loans:

- (a) In our opinion, the Company has not defaulted in repayment of loans or other borrowings or in the payment of interest thereon to any lenders.
- (b) The company has not been declared as willful defaulter by any bank or financial institution or other lenders or government or government authority.
- (c) The Company has not taken any term loan during the year and there are no unutilised term loans at the beginning of the year and hence, reporting under sub clause (c) of clause (ix) of paragraph 3 of the Order is not applicable.
- (d) On an overall examination of the standalone financial statements of the Company, prima facie, the company has not utilized any funds raised on short term basis for long term purpose.
- (e) The company has not taken any funds from any entity or person to meet obligations of its subsidiaries, associates or joint ventures. Hence reporting under clause 3(ix)(e) of the Companies (Auditor's Report) Order, 2020 is not applicable to the Company.
- (f) The company has not has raised any loans during the year on the pledge of securities held in its subsidiaries, joint ventures or associate companies. Hence, clause 3 (ix)(f) of the Companies (Auditor's Report) Order, 2020 is not applicable to the Company.

### 10. In respect of Public Offerings:

- (a) The Company has not raised moneys by way of initial public offer or further public offer (including debt instruments). Accordingly, clause 3 (x)(a) of the Companies (Auditor's Report) Order, 2020 is not applicable to the Company.
- (b) The company has not made any preferential allotment or private placement of shares or convertible debentures during the year. Accordingly, clause 3(x) (b) of the Companies (Auditor's Report) Order, 2020 is not applicable to the Company.

- 11. (a) As represented to us by the management and to the best of our knowledge, no fraud by the Company or no material fraud on the company has been noticed or reported during the year.
- (b) As informed to us by the management and to the best of our knowledge, no report under sub-Section (12) of Section 143 of the Companies Act, 2013 has been filed by the auditors in Form ADT-4 as prescribed under rule 13 of Companies (Auditor and Auditor) Rules 2014 with the Central Government, during the year and up to the date of this report.
- (c) As represented to us by the management, there were no whistle-blower complaints were received during the year and up to the date of this report by the company.

12. As the company is not a Nidhi Company, the Nidhi Rules, 2014 are not applicable to it. Accordingly, provisions of clause (xii) (a) to (c) of the Company's (Auditor's Report) Order, 2020 are not applicable to the Company.

13. The company has entered into transactions with related parties in compliance with the provisions of section 177 and 188 of the Companies Act 2013 where applicable and the details of related part transactions have been disclosed in the standalone financial statements as required under Indian Accounting Standard (Ind AS) 24 "Related Party Disclosure" specified under section 133 of the act.

### 14. In respect of Internal Audit:

- (a) In our opinion, the company has an internal audit system commensurate with the size and nature of its business of the company.
- (b) We have considered the report of the internal auditor for the period under audit received till date of this report.

15. The Company has not entered in to any non-cash transactions with its directors or persons connected with him. Accordingly, clause 3(xv) of the Companies (Auditor's Report) Order, 2020 is not applicable to the Company.

### 16. In Respect to the Provisions of Reserve Bank Of India Act 1934:

- (a) The company is not required to be registered under Section 45-IA of the Reserve Bank of India Act, 1934. Accordingly, clause (xvi)(a) of the Company's

## INDEPENDENT AUDITOR'S REPORT (Contd...)

- (Auditor's Report) Order, 2020 is not applicable to the company.
- (b) The company has not conducted any Non-Banking Financial or Housing Finance activities. Accordingly, clause (xvi)(b) of the Company's (Auditor's Report) Order, 2020 is not applicable to the company.
- (c) The company is not a Core Investment Company (CIC) as defined in the regulations made by the Reserve Bank of India. Hence, clause (xvi)(c) & (d) of the Company's (Auditor's Report) Order, 2020 is not applicable to the company.
- 17.** The Company has not incurred any cash losses in the financial year under review and immediately preceding financial year. Accordingly, clause (xvii) of the Company's (Auditor's Report) Order, 2020 is not applicable to the company.
- 18.** During the year, M/s. J.T Shah & Co, the erstwhile statutory auditors of the Company have resigned with effect from 30<sup>th</sup> September, 2022 consequent to the amended rules/regulations applicable to the Company. As informed, there have been no issues, objections or concerns raised by the said outgoing auditors.
- 19.** On the basis of the financial ratios, ageing and expected dates of realization of financial assets and payment of financial liabilities, other information accompanying the financial statements and our knowledge of the Board of Directors and Management plans and based on our examination of the evidence supporting the assumptions, nothing has come to our attention, which causes us to believe that any material uncertainty exists as on the date of the audit report indicating that Company is not capable of meeting its liabilities existing at the date of balance sheet as and when they fall due within a period of one year from the balance sheet date. We, however, state that this is not an assurance as to the future viability of the Company. We further state that our reporting is based on the facts up to the date of the audit report and we neither give any guarantee nor any assurance that all liabilities falling due within a period of one year from the balance sheet date, will get discharged by the Company as and when they fall due.
- 20.** According to the information and explanation given to us and the records of the company examined by us, there were no unspent amount required to be transferred to special account as required by Section 135 of the Companies Act, 2013. Accordingly, provisions of sub clause (a) and (b) of clause (xx) of the Company's (Auditor's Report) Order, 2020 are not applicable to the company.

**Place: Ahmedabad**  
**Date: 25/05/2023**

**For, Samir M Shah & Associates**  
**Chartered Accountants,**  
**[Firm Regd. No. 122377W]**

**(Samir M Shah)**  
**Partner**  
**[M. No. 111052]**  
**UDIN: 23111052BGWTKJ8937**

## INDEPENDENT AUDITOR'S REPORT (Contd...)

### ANNEXURE "B" TO INDEPENDENT AUDITORS' REPORT

Referred to in paragraph 16(f) of "Report on Other Legal and Regulatory Requirements" of our Report of even date to the Members of **Lincoln Pharmaceuticals Limited for the year ended 31<sup>st</sup> March, 2023.**

#### Report on the Internal Financial Controls under Clause (i) of Sub-section 3 of Section 143 of the Companies Act, 2013 ("the Act")

##### Opinion

We have audited the internal financial controls over financial reporting of **Lincoln Pharmaceuticals Limited** ("the Company") as of March 31, 2023 in conjunction with our audit of the standalone financial statements of the Company for the year ended on that date.

In our opinion, the Company has, in all material respects, an adequate internal financial controls system over financial reporting and such internal financial controls over financial reporting were operating effectively as at March 31, 2023, based on the internal control over financial reporting criteria established by the Company considering the essential components of internal control stated in the Guidance Note on Audit of Internal Financial Controls Over Financial Reporting issued by the Institute of Chartered Accountants of India.

##### Management's Responsibility for Internal Financial Controls

The Company's management is responsible for establishing and maintaining internal financial controls based on the internal control over financial reporting criteria established by the Company considering the essential components of internal control stated in the Guidance Note on Audit of Internal Financial Controls Over Financial Reporting issued by the Institute of Chartered Accountants of India. These responsibilities include the design, implementation and maintenance of adequate internal financial controls that were operating effectively for ensuring the orderly and efficient conduct of its business, including adherence to company's policies, the safeguarding of its assets, the prevention and detection of frauds and errors, the accuracy and completeness of the accounting records, and the timely preparation of reliable financial information, as required under the Companies Act, 2013.

##### Auditors' Responsibility

Our responsibility is to express an opinion on the Company's internal financial controls over financial reporting based on our

audit. We conducted our audit in accordance with the Guidance Note on Audit of Internal Financial Controls Over Financial Reporting (the "Guidance Note") and the Standards on Auditing, issued by ICAI and deemed to be prescribed under section 143(10) of the Companies Act, 2013, to the extent applicable to an audit of internal financial controls, both applicable to an audit of Internal Financial Controls and, both issued by the Institute of Chartered Accountants of India. Those Standards and the Guidance Note require that we comply with ethical requirements and plan and perform the audit to obtain reasonable assurance about whether adequate internal financial controls over financial reporting was established and maintained and if such controls operated effectively in all material respects.

Our audit involves performing procedures to obtain audit evidence about the adequacy of the internal financial controls system over financial reporting and their operating effectiveness. Our audit of internal financial controls over financial reporting included obtaining an understanding of internal financial controls over financial reporting, assessing the risk that a material weakness exists, and testing and evaluating the design and operating effectiveness of internal control based on the assessed risk. The procedures selected depend on the auditor's judgment, including the assessment of the risks of material misstatement of the standalone financial statements, whether due to fraud or error.

We believe that the audit evidence we have obtained is sufficient and appropriate to provide a basis for our audit opinion on the Company's internal financial controls system over financial reporting.

##### Meaning of Internal Financial Controls over Financial Reporting

A company's internal financial control over financial reporting is a process designed to provide reasonable assurance regarding the reliability of financial reporting and the preparation of standalone financial statements for external purposes in accordance with generally accepted accounting principles. A company's internal financial control over financial reporting includes those policies and procedures that (1) Pertain to the maintenance of records that, in reasonable detail, accurately and fairly reflect the transactions and dispositions of the assets of the company; (2) Provide reasonable assurance that transactions are recorded as necessary to permit preparation of standalone financial statements in accordance with generally accepted accounting principles, and that receipts and expenditures of the

## INDEPENDENT AUDITOR'S REPORT (Contd...)

company are being made only in accordance with authorizations of management and directors of the company; and (3) provide reasonable assurance regarding prevention or timely detection of unauthorized acquisition, use, or disposition of the company's assets that could have a material effect on the standalone financial statements.

### **Inherent Limitations of Internal Financial Controls over Financial Reporting**

Because of the inherent limitations of internal financial controls

over financial reporting, including the possibility of collusion or improper management override of controls, material misstatements due to error or fraud may occur and not be detected. Also, projections of any evaluation of the internal financial controls over financial reporting to future periods are subject to the risk that the internal financial control over financial reporting may become inadequate because of changes in conditions, or that the degree of compliance with the policies or procedures may deteriorate.

**Place: Ahmedabad**  
**Date: 25/05/2023**

**For, Samir M Shah & Associates**  
**Chartered Accountants,**  
**[Firm Regd. No. 122377W]**

**(Samir M Shah)**  
**Partner**  
**[M. No. 111052]**  
**UDIN: 23111052BGWTKJ8937**

# Balance Sheet

as at March 31, 2023

(₹ in Lakhs)

Particulars	Note No.	As at March 31, 2023	As at March 31, 2022
<b>A ASSETS</b>			
<b>1 Non-current assets</b>			
(a) Property, plant and equipment	5	15,000.13	13,124.40
(b) Right of Use Assets	5A	23.22	25.38
(c) Capital work-in-progress	6	671.40	1,605.36
(d) Other intangible assets	7	29.46	38.27
(e) Financial Assets			
(i) Investments	8	5.26	5.26
(ii) Loans	9	5,931.15	2,684.05
(iii) Other financial assets	10	103.66	215.24
(f) Other non-current assets	11	261.46	457.79
<b>Total non current assets</b>		<b>22,025.74</b>	<b>18,155.75</b>
<b>2 Current assets</b>			
(a) Inventories	12	7,002.79	7,274.20
(b) Financial assets			
(i) Investments	13	9,132.62	9,680.60
(ii) Trade receivables	14	13,546.63	11,503.75
(iii) Cash and cash equivalents	15	458.07	656.76
(iv) Other bank balances	16	2,926.76	1,186.53
(v) Loans	17	2,322.59	3,177.73
(vi) Other financial assets	18	190.12	199.32
(c) Current tax assets (Net)	19	Nil	Nil
(d) Other current assets	20	1,120.19	1,576.84
<b>Total current assets</b>		<b>36,699.77</b>	<b>35,255.73</b>
<b>Total assets (1+2)</b>		<b>58,725.51</b>	<b>53,411.48</b>
<b>B EQUITY AND LIABILITIES</b>			
<b>1 Equity</b>			
(a) Share capital	21	2,002.97	2,002.97
(b) Other equity	22	48,244.47	41,284.76
<b>Total equity</b>		<b>50,247.44</b>	<b>43,287.73</b>
<b>LIABILITIES</b>			
<b>2 Non-current liabilities</b>			
(a) Financial liabilities			
(i) Borrowings		Nil	Nil
(ii) Other financial liabilities	23	472.12	453.91
(b) Deferred tax liabilities (Net)	24	794.05	645.45
<b>Total non current liabilities</b>		<b>1,266.17</b>	<b>1,099.36</b>
<b>3 Current liabilities</b>			
(a) Financial liabilities			
(i) Borrowings	25	199.72	204.36
(ii) Trade payables	26		
- Total outstanding dues of micro and small enterprises		459.44	1,361.33
- Total outstanding dues of creditors other than micro and small enterprises		4,641.81	5,781.38
(iii) Other financial liabilities	27	1,213.18	861.70
(b) Other current liabilities	28	209.19	122.35
(c) Provisions	29	402.87	265.82
(d) Current tax liabilities (Net)	30	85.69	427.45
<b>Total current liabilities</b>		<b>7,211.90</b>	<b>9,024.39</b>
<b>Total equity and liabilities (1+2+3)</b>		<b>58,725.51</b>	<b>53,411.48</b>
<b>Summary of significant accounting policies</b>	<b>4</b>		

As per our report of even date attached herewith.

**For, Samir M Shah & Associates**

Chartered Accountants  
(Firm Regd. No.122377W)

**[Samir M Shah]**

Partner  
(M.No. 111052)

Place : Ahmedabad  
Date: 25/05/2023

For and on behalf of the Board of Directors of  
**Lincoln Pharmaceuticals Limited**

**(Mahendra G. Patel)**  
(Managing Director)  
(DIN : 00104706)

**(Darshit A. Shah)**  
(Chief Financial Officer)

Place: Ahmedabad  
Date: 25/05/2023

**(Hashmukh I. Patel)**  
(Whole Time Director)  
(DIN : 00104834)

**(Trusha K. Shah)**  
(Company Secretary)  
(M. No. A59416)

# Statement of Profit and Loss

for the year ended March 31, 2023

				(₹ in Lakhs)
Particulars	Note No.	Year Ended March 31, 2023	Year Ended March 31, 2022	
<b>INCOME</b>				
I Revenue from operations	31	51,030.88	47,207.89	
II Other income	32	2,248.35	999.77	
<b>III Total income (I + II)</b>		<b>53,279.23</b>	<b>48,207.66</b>	
<b>EXPENSES</b>				
(a) Cost of materials consumed	33	17,699.52	15,847.51	
(b) Purchases of stock-in-trade	34	6,864.12	7,367.12	
(c) Changes in inventories of finished goods, stock-in-trade and work-in-progress	35	(423.95)	(1,356.83)	
(d) Employee benefit expense	36	9,315.95	7,971.50	
(e) Finance costs	37	202.89	145.09	
(f) Depreciation and amortisation expense	38	916.61	808.79	
(g) Other expenses	39	8,658.56	7,831.58	
<b>IV Total Expenses</b>		<b>43,233.70</b>	<b>38,614.76</b>	
<b>V Profit before tax (III- IV)</b>		<b>10,045.53</b>	<b>9,592.90</b>	
<b>VI Tax Expense</b>				
(a) Current tax	40	2,472.50	2,449.55	
(b) Deferred tax liability / (assets)	40	158.61	72.03	
(c) Short/(Excess) Provision of Tax	40	124.48	135.83	
<b>Total tax expense</b>		<b>2,755.59</b>	<b>2,657.41</b>	
<b>VII Profit for the year (V - VI)</b>		<b>7,289.94</b>	<b>6,935.49</b>	
<b>VIII Other comprehensive income</b>				
Items that will not be reclassified to Statement of profit and loss				
a) Remeasurements of the defined benefit plans	41	(39.79)	17.37	
b) Income tax relating to items (a) above	41	10.01	(4.37)	
<b>IX Total other comprehensive income</b>		<b>(29.78)</b>	<b>13.00</b>	
<b>X Total comprehensive income for the year (VII+IX)</b>		<b>7,260.16</b>	<b>6,948.49</b>	
<b>XI Basic &amp; diluted earnings per share of face value of Rs.10 each fully paid up.</b>				
(a) Basic	50	36.40	34.63	
(b) Diluted	50	36.40	34.63	

As per our report of even date attached herewith.

**For, Samir M Shah & Associates**

Chartered Accountants  
(Firm Regd. No.122377W)

**[Samir M Shah]**

Partner  
(M.No. 111052)

Place : Ahmedabad  
Date: 25/05/2023

For and on behalf of the Board of Directors of  
**Lincoln Pharmaceuticals Limited**

**(Mahendra G. Patel)**  
(Managing Director)  
(DIN : 00104706)

**(Darshit A. Shah)**  
(Chief Financial Officer)

Place: Ahmedabad  
Date: 25/05/2023

**(Hashmukh I. Patel)**  
(Whole Time Director)  
(DIN : 00104834)

**(Trusha K. Shah)**  
(Company Secretary)  
(M. No. A59416)

## Statement of Cash Flow

for the year ended March 31, 2023

Particulars	(₹ in Lakhs)	
	Year Ended March 31, 2023	Year Ended March 31, 2022
<b>Cash flow from operating activities</b>		
Profit before tax	10,045.53	9,592.90
<b>Adjustments for :</b>		
Depreciation and amortisation expense	916.61	808.79
Finance costs	202.89	145.09
Provision/(Reversal) for Expected Credit Loss	(17.76)	(17.43)
Bad debt written off	Nil	70.08
Non Current Investment Write off	Nil	0.14
MTM (gain) / loss on fair valuation of derivative financial instruments	12.85	(7.18)
Loss / (Profit) on sale of property, plant & Equipment (net)	(7.60)	12.95
Interest income	(617.11)	(502.84)
Share of Loss/(profit) from subsidiaries	(5.40)	0.32
(Gain) / Loss on fair valuation of Mutual Funds	(438.15)	(265.60)
Gain on sale of Current Investment	(75.31)	(95.57)
<b>Operating profit before working capital changes</b>	<b>10,016.55</b>	<b>9,741.65</b>
<b>Changes in operating assets and liabilities:</b>		
(Increase)/Decrease in Inventories	271.41	(2,612.92)
(Increase)/Decrease in Trade receivables	(2,025.12)	(344.41)
(Increase)/Decrease in Other Non Current Financial Assets	(15.62)	(10.56)
(Increase)/Decrease in Other Current Financial Assets	(18.84)	(2.37)
(Increase)/Decrease in Other non current assets	5.87	(4.36)
(Increase)/Decrease in Other current assets	456.66	1,850.53
Increase/(Decrease) in Trade payable	(2,041.46)	1,486.19
Increase/(Decrease) in Other current financial liabilities	24.60	119.09
Increase/(Decrease) in Other non current financial liabilities	18.21	24.76
Increase/(Decrease) in Other current liabilities	86.84	(330.61)
Increase/(Decrease) in Short-term Provisions	97.26	65.09
<b>Cash flow generated from operations</b>	<b>6,876.36</b>	<b>9,982.08</b>
Direct taxes paid (net)	(2,960.74)	(2,363.79)
<b>NET CASH FLOW FROM OPERATING ACTIVITIES (A)</b>	<b>3,915.62</b>	<b>7,618.29</b>
<b>Cash flows from investing activities</b>		
Purchase of Property, Plant and Equipments	(1,428.23)	(4,552.52)
Proceeds from sale of Property, Plant and Equipments	70.58	7.93
Increase in Margin Money / Fixed Deposit	(1,574.05)	(1,290.45)
Decrease in Margin Money / Fixed Deposit	72.02	214.89
Non Current Loan Given	(1,800.00)	(950.00)
Non Current Loan Received Back	Nil	946.14
Current Loan Given	(2,600.00)	(6,220.00)
Current Loan Received Back	2,441.41	5,026.00
Interest received	92.55	262.94
Sale of Current Investment	7,380.13	4,051.78

## Statement of Cash Flow (Contd.)

for the year ended March 31, 2023

(₹ in Lakhs)		
Particulars	Year Ended March 31, 2023	Year Ended March 31, 2022
Purchase of Current Investment	(6,318.69)	(5,304.73)
<b>NET CASH FLOW FROM INVESTING ACTIVITIES (B)</b>	<b>(3,664.28)</b>	<b>(7,808.02)</b>
<b>Cash flows from financing activities</b>		
Repayment of Long-term borrowings	Nil	(51.97)
Proceeds from Short-term borrowings	1,935.74	200.00
Repayment of Short-term borrowings	(1,950.18)	Nil
Dividend paid on equity shares	(300.45)	(300.00)
Finance costs Paid	(135.14)	(104.42)
<b>NET CASH FLOW FROM FINANCING ACTIVITIES (C)</b>	<b>(450.03)</b>	<b>(256.39)</b>
<b>NET INCREASED IN CASH AND CASH EQUIVALENTS (A + B + C)</b>	<b>(198.69)</b>	<b>(446.12)</b>
Cash and cash equivalents at the beginning of the year	656.76	1,102.88
<b>Cash and cash equivalents at the end of the year</b>	<b>458.07</b>	<b>656.76</b>

Notes:

(i) Components of cash and cash equivalents at each balance sheet date: (₹ in Lakhs)

Particulars	Year Ended March 31, 2023	Year Ended March 31, 2022
Cash on hand	36.95	24.70
Balances with Bank	421.12	632.06
<b>Total Cash and cash equivalents (Refer Note. 15)</b>	<b>458.07</b>	<b>656.76</b>

(ii) The above cash flow statement has been prepared under the "Indirect Method" as set out in the Indian Accounting Standard - 7 Cash Flow Statements specified under Section 133 of the Companies Act, 2013, read with Rule 7 of the Companies (Indian Accounting Standards) Rules, 2015.

### See accompanying notes forming part of the Financial Statements

As per our report of even date attached herewith.

**For, Samir M Shah & Associates**

Chartered Accountants  
(Firm Regd. No.122377W)

**[Samir M Shah]**

Partner  
(M.No. 111052)

Place : Ahmedabad  
Date: 25/05/2023

For and on behalf of the Board of Directors of  
**Lincoln Pharmaceuticals Limited**

**(Mahendra G. Patel)**  
(Managing Director)  
(DIN : 00104706)

**(Darshit A. Shah)**  
(Chief Financial Officer)

Place: Ahmedabad  
Date: 25/05/2023

**(Hashmukh I. Patel)**  
(Whole Time Director)  
(DIN : 00104834)

**(Trusha K. Shah)**  
(Company Secretary)  
(M. No. A59416)



## Statement of Changes in Equity

for the year ended on March 31, 2023

### Equity Share Capital (₹ in Lakhs)

Particulars	Note No.	Total
Balance as on 1st April, 2021	21	2,002.97
Changes in Equity Share capital due to prior period Errors		Nil
Restated Balance as on 1st April, 2021		2,002.97
Changes during the year		Nil
Balance as on 31st March, 2022	21	2,002.97
Changes in Equity Share capital due to prior period Errors		Nil
Restated Balance as on 01st April 2022		2,002.97
Changes during the year		Nil
Balance as on 31st March, 2023	21	2,002.97

### Other Equity (₹ in Lakhs)

Particulars	Note No.	Reserves and Surplus				Equity Securities Premium	Total
		Retained Earnings		General Reserve	Capital Reserve		
		Profit and Loss	Other Comprehensive Income				
<b>Balance as at 1st April, 2021</b>	<b>22</b>	<b>28,240.85</b>	<b>(30.98)</b>	<b>923.72</b>	<b>(958.98)</b>	<b>6,461.66</b>	<b>34,636.27</b>
Profit for the year		6,935.49	Nil	Nil	Nil	Nil	6,935.49
Other comprehensive income for the year (Net of Tax)		Nil	13.00	Nil	Nil	Nil	13.00
<b>Total Comprehensive Income for the year</b>		<b>35,176.34</b>	<b>(17.98)</b>	<b>923.72</b>	<b>(958.98)</b>	<b>6,461.66</b>	<b>41,584.76</b>
<b>Transactions with Owners in their capacity as Owners:</b>							
Payment of Final Dividends		(300.00)	Nil	Nil	Nil	Nil	(300.00)
Transfer to General Reserve		(50.00)	Nil	50.00	Nil	Nil	Nil
<b>Balance as at 31st March, 2022</b>	<b>22</b>	<b>34,826.34</b>	<b>(17.98)</b>	<b>973.72</b>	<b>(958.98)</b>	<b>6,461.66</b>	<b>41,284.76</b>
Profit for the year		7,289.94	Nil	Nil	Nil	Nil	7,289.94
Other comprehensive income for the year (Net of Tax)		Nil	(29.78)	Nil	Nil	Nil	(29.78)
<b>Total Comprehensive Income for the year</b>		<b>42,116.28</b>	<b>(47.76)</b>	<b>973.72</b>	<b>(958.98)</b>	<b>6,461.66</b>	<b>48,544.92</b>
<b>Transactions with Owners in their capacity as Owners:</b>							
Payment of Final Dividends		(300.45)	Nil	Nil	Nil	Nil	(300.45)
Transfer to General Reserve		(50.00)	Nil	50.00	Nil	Nil	Nil
<b>Balance as at 31st March, 2023</b>	<b>22</b>	<b>41,765.83</b>	<b>(47.76)</b>	<b>1,023.72</b>	<b>(958.98)</b>	<b>6,461.66</b>	<b>48,244.47</b>

As per our report of even date attached herewith.

**For, Samir M Shah & Associates**

Chartered Accountants  
(Firm Regd. No.122377W)

**[Samir M Shah]**

Partner  
(M.No. 111052)

Place : Ahmedabad  
Date: 25/05/2023

For and on behalf of the Board of Directors of  
**Lincoln Pharmaceuticals Limited**

**(Mahendra G. Patel)**  
(Managing Director)  
(DIN : 00104706)

**(Darshit A. Shah)**  
(Chief Financial Officer)

Place: Ahmedabad  
Date: 25/05/2023

**(Hashmukh I. Patel)**  
(Whole Time Director)  
(DIN : 00104834)

**(Trusha K. Shah)**  
(Company Secretary)  
(M. No. A59416)

# Notes to financial statement

for the year ended March 31, 2023

## 1. Corporate information:

The Lincoln Pharmaceuticals Limited ('the Company') is a listed company, incorporated on January 20, 1995 under the provisions of the Companies Act 1956, having its registered office in the Ahmedabad, Gujarat, India. The shares of the company are listed on BSE and NSE. The Company is engaged in the business of manufacturing and trading of pharmaceutical products. The Company has manufacturing plant located in state of Gujarat.

These financial statements are presented in Indian rupee with figures rounded off to nearest rupee except otherwise indicated and same were approved by board of the Company in their meeting held on May 25, 2023.

## 2. Statement of compliance:

The financial statements have been prepared in accordance with Ind AS notified under the Companies (Indian Accounting Standards) Rules, 2015 as amended read with Section 133 of the Companies Act, 2013.

The current financial statements comprising of Balance Sheet, Statement of Profit and Loss, Statement of Changes in Equity and Statement of Cash Flows as at March 31, 2023 have been prepared in accordance with Indian Accounting Standards ('Ind AS') under the historical cost convention on the accrual basis, except for certain financial instruments which are measured at fair values as prescribed under Section 133 of the Companies Act, 2013 read with Rule 3 of the Companies (Indian Accounting Standards) Rules, 2015 and Companies (Indian Accounting Standards) Amendment Rules, 2016. The accounting policies are applied consistently to all the periods presented in the financial statements except where a newly issued accounting standard is initially adopted or a revision to an existing accounting standard requires a change in the accounting policy hitherto in use. The Company retains the presentation and classification of items in the financial statements from one period to the next.

## 3. Basis of preparation:

The financial statements have been prepared on accrual basis of accounting under historical cost convention, except for the following where the fair valuation have been carried out in accordance with the requirements of respective Ind AS:

- a. Employee defined benefit plans – Plan assets - Refer Note 44
- b. Financial Instruments recognised at FVTPL or FVTOCI - Refer Note 46

Historical cost is generally based on the fair value of the consideration given in exchange for goods and services.

Fair value is the price that would be received to sell an asset or paid to transfer a liability in an orderly transaction between market participants at the measurement date, regardless of whether that price is directly observable or estimated using another valuation technique. In estimating the fair value of an asset or a liability, the Company takes into account the characteristics of the asset or liability if market participants would take those characteristics into account when pricing the asset or liability at the measurement date.

## 4. Summary of significant accounting policies:

### i) Use of estimates:

The preparation of the financial statements in conformity with Ind AS requires the Management to make estimates, judgements and assumptions. These estimates, judgements and assumptions affect the application of accounting policies and the reported amounts of assets and liabilities, the disclosures of contingent assets and liabilities at the date of the financial statements and reported amounts of revenues and expenses during the period. Application of accounting policies that require critical accounting estimates involving complex and subjective judgements and the use of assumptions in financial statements have been specified in Note 4(ii) below. Accounting estimates could change from period to period. Actual results could differ from estimates. Appropriate changes in estimates are made as the Management becomes aware of changes in circumstances surrounding the estimates. Changes in estimates are reflected in financial statements in the period in which the changes are made and, if material, their effects are disclosed in these notes to the individual financial statements.

Critical Accounting Estimates and Judgement used in application of Accounting Policies are specified here-in-after:

## Notes to financial statement (Contd...)

for the year ended March 31, 2023

**a. Income Taxes**

Significant judgements are involved in determining the provision for Income Taxes, including amount expected to be paid / recovered for uncertain tax positions. (Also refer Note 11, 19 and 30)

**b. Property, Plant and Equipment**

Property, plant and equipment represent a significant proportion of the asset base of the Company. The charge in respect of periodic depreciation is derived after determining an estimate of an asset's expected useful life and the expected residual value at the end of its life. The useful life and residual values of the Company's assets are determined by the Management at the time the asset is acquired and reviewed periodically, including at each financial year end. The life is based on historical experience with similar assets as well as anticipation of future events, which may impact their life such as changes in technology. (Refer Note 5)

**c. Impairment of Financial Assets**

The impairment provisions for financial assets are based on assumptions about risk of default and expected loss rates. The Company uses judgement in making these assumptions and selecting the inputs to the impairment calculation based on empirical evidence available without under cost or effort, existing market conditions as well as forward looking estimates at the end of each reporting period. (Refer Note 10 & 18)

**d. Defined Benefit Plan**

The cost of the defined benefit plan and other post-employment benefits and the present value of such obligations is determined using actuarial valuation. An actuarial valuation involves making various assumptions that may differ from actual developments in the future. These include the determination of the discount rate, future salary increases, mortality rates and attrition rate. Due to the complexities involved in the valuation and its long-term nature, a defined benefit obligation is highly sensitive to changes in these

assumptions. All assumptions are reviewed at each reporting date. (Refer Note 44)

**e. Fair Value Measurement of Financial Instruments**

When the fair value of financial assets and financial liabilities recorded in the balance sheet cannot be measured based on quoted prices in active markets, their fair value is measured using valuation techniques including the Discounted Cash Flow (DCF) model. The inputs to these models are taken from observable markets, where possible, but where this is not feasible, a degree of judgement is required in establishing fair values. Judgements include consideration of inputs such as liquidity risk, credit risk and volatility. Changes in assumptions about these factors could affect the reported fair values of financial instruments. (Refer Note 47)

**f. Provision for Sales returns**

The Company accounts for sales returns accrual by recording an allowance for sales returns concurrent with the recognition of revenue at the time of a product sale. This allowance is based on the Company's estimate of expected sales returns. With respect to established products, the Company considers its historical experience of sales returns, levels of inventory in the distribution channel, estimated shelf life, to the extent each of these factors impact the Company's business and markets. With respect to new products introduced by the Company, such products have historically been either extensions of an existing line of product where the Company has historical experience or in therapeutic categories where established products exist and are sold either by the Company.

**g. Other estimates**

The preparation of financial statements involves estimates and assumptions that affect the reported amount of assets, liabilities, disclosure of contingent liabilities at the date of financial statements and the reported amount of revenues and expenses for the reporting

## Notes to financial statement (Contd...)

for the year ended March 31, 2023

period. Specifically, the Company estimates the probability of collection of accounts receivable by analysing historical payment patterns, customer concentrations, customer credit-worthiness and current economic trends. If the financial condition of a customer deteriorates, additional allowances may be required.

### ii) Revenue Recognition:

#### Revenue from Contacts with Customers

Revenue is recognised to the extent that it is probable that the economic benefits will flow to the Company and the revenue can be reliably measured, regardless of when the payment is being made.

Revenue is measured at the transaction price for each separate performance obligation, taking into account contractually defined terms of payment and excluding taxes or duties collected on behalf of the government. The transaction price is net of estimated Sales returns, rebates and other similar allowances.

#### a) Sale of Goods

Revenue from the sale of goods is recognized at that point in time, the customer has the ability to direct the use of, and obtain substantially all of the remaining benefits from, the asset or to restrict the access of other entities to those benefits.

The time taken from entering into order and sale is less than 12 months and the normal credit period offered to customers is also less than 12 months. The company offers trade Discount, Quantity Discount, cash Discount, Discount for Shortage or quality issue discount which are factored while determining transaction price. Revenue is recognised such that significant reversal is not highly probable. The reconciliation between the contract price and revenue recognised is given in Note 31.

When the consideration is received, before the Company transfers goods to the customer, the Company presents the consideration as a contract liability.

### b) Rendering of Services

#### Revenue from Job work service contracts

- i) Job Work service contracts are recognised at point in time as control is transferred to the customer only on dispatch. and
- ii) the revenue relating to supplies are measured in line with policy set out in 4(ii) (a).

When the consideration is received, before the Company transfers goods to the customer, the Company shall present the consideration as a contract liability and when the services rendered by the Company exceed the payment, a contract asset is recognised excluding any amount presented as receivable.

### c) Export Incentives

Export entitlements are recognized in the Statement of Profit and Loss when the right to receive credit as per the terms of scheme is established in respect of the exports made and where there is no significant uncertainty regarding the ultimate collection of the relevant export Proceeds.

### d) Interest Income

Interest income is calculated by applying the effective interest rate to the gross carrying amount of the financial assets except when the financial asset is credit-impaired in which case the effective interest rate is applied to the amortised cost of the financial asset. Effective interest rate is the rate that exactly discounts estimated future cash receipts through the expected life of the financial asset to that asset's gross carrying amount on initial recognition.

### e) Insurance Claim:

Insurance claims are recognized when there is reasonable certainty regarding the realization of the same at an amount estimated by the management to the extent that it is highly probable that a significant reversal in the amount recognised will not occur at the time of

## Notes to financial statement (Contd...)

for the year ended March 31, 2023

actual receipt of the claim amount. At the end of each reporting period, the estimated amount is updated, if required, to represent faithfully the circumstances present at the end of the reporting period and the changes in circumstances during the reporting period.

### iii) Property, Plant & Equipment:

#### Property, Plant & Equipment

Property, plant and equipment are tangible items that are held for use in the production or supply of goods and services, rental to others or for administrative purposes and are expected to be used during more than one period. The cost of an item of property, plant and equipment is recognised as an asset if and only, if it is probable that future economic benefits associated with the item will flow to the Company and the cost of the item can be measured reliably. Freehold land is carried at cost less accumulated impairment losses. All other items of property, plant and equipment are stated at cost less accumulated depreciation and accumulated impairment losses.

Cost of an item of property, plant and equipment comprises:

- Its purchase price, all costs including financial costs till commencement of commercial production are capitalized to the cost of qualifying assets. Tax credit, if any, are accounted for by reducing the cost of capital goods;
- Any other costs directly attributable to bringing the asset to the location and condition necessary for it to be capable of operating in the manner intended by management.

All other repairs and maintenance are charged to profit or loss during the reporting period in which they are incurred.

An item of property, plant and equipment is de recognised upon disposal or when no future economic benefits are expected to arise from the continued use of the asset. Any gain or loss arising on the disposal or retirement of an item of property, plant and equipment is determined as the difference between the sales proceeds and the carrying amount of the

asset and is recognised in Statement of profit and loss account.

Borrowing costs directly attributable to the acquisition, construction or production of qualifying assets, which are assets that necessarily take a substantial period of time to get ready for their intended use, are added to the cost of those assets, until such time as the assets are substantially ready for their intended use.

#### Capital Work-in-progress

Capital work in progress is stated at cost, comprising direct cost, related incidental expenses and attributable borrowing cost and net of accumulated impairment losses, if any. All the direct expenditure related to implementation including incidental expenditure incurred during the period of implementation of a project, till it is commissioned, is accounted as Capital work in progress (CWIP) and after commissioning the same is transferred / allocated to the respective item of property, plant and equipment. Pre-operating costs, being indirect in nature, are expensed to the statement of profit and loss account as and when incurred.

#### Compensation for impairment:

The Company recognises compensation from third parties for items of property, plant and equipment that were impaired, lost or given up in profit or loss when the compensation becomes receivable.

#### Derecognition of Property, Plant and Equipment:

The carrying amount of an item of property, plant and equipment is derecognized on disposal or when no future economic benefits are expected from its use or disposal. The gain or loss from the derecognition of an item of property, plant and equipment is recognised in the statement of profit and loss account when the item is derecognized.

### iv) Depreciation on Property, Plant & Equipment:

Depreciation is provided on straight line method for property, plant and equipment so as to expense the cost over their estimated useful lives based on evaluation which are as indicated in Schedule II to Companies Act,2013. The residual values, useful lives and methods of depreciation of property, plant and

## Notes to financial statement (Contd...)

for the year ended March 31, 2023

equipment are reviewed at each financial year end and adjusted prospectively, if appropriate. Depreciable amount of an item of property, plant and equipment is arrived at after deducting estimated residual value. The depreciable amount of an asset is allocated on a systematic basis over its useful life. Depreciation commences when the item of property, plant and equipment is in the location and condition necessary for it to be capable of operating in the manner intended by management. Depreciation ceases at the earlier of the date that the asset is classified as held for sale (or included in a disposal group that is classified as held for sale) and the date that the asset is derecognized. The Company review the depreciation method at each financial year-end and if, there has been a significant change in the expected pattern of consumption of the future economic benefits embodied in the asset, the method is changed to reflect the changed pattern. Such a change is accounted as a change in accounting estimate on prospective basis.

Depreciation on property, plant and equipment is provided over the useful lives specified as under:-

Nature of Assets	Useful life (in Years)
Land (Free Hold)	Nil
Factory Buildings	30
Non Factory Building	
RCC Frame Structure	60
Non RCC Frame Structure	30
Computer	3 / 6
Electrical Installation	10
Furniture & Fixtures	10
Office Equipments	5
Plant & Machinery	5 to 22
Vehicle	8 / 10

### v) Intangible Assets and Amortization:

The Company identifies an identifiable non-monetary asset without physical substance as an intangible asset. The Company recognises an intangible asset if it is probable that expected future economic benefits

attributable to the asset will flow to the entity and the cost of the asset can be measured reliably. An intangible asset is initially measured at cost unless acquired in a business combination in which case an intangible asset is measured at its fair value on the date of acquisition. The Company identifies research phase and development phase of an internally generated intangible asset. Expenditure incurred on research phase is recognised as an expense in the profit or loss for the period in which incurred. Expenditure on development phase are capitalised only when the Company is able to demonstrate the technical feasibility of completing the intangible asset, the ability to use the intangible asset and the development expenditure can be measured reliably. The Company subsequently measures all intangible assets at cost less accumulated amortisation less accumulated impairment. An intangible asset is amortised on a straight-line basis over its useful life. Amortisation commences when the asset is in the location and condition necessary for it to be capable of operating in the manner intended by management. Amortisation ceases at the earlier of the date that the asset is classified as held for sale (or included in a disposal group that is classified as held for sale) and the date that the asset is derecognised. The amortisation charge for each period is recognised in profit or loss unless the charge is a part of the cost of another asset. The amortisation period and method are reviewed at each financial year end. Any change in the period or method is accounted for as a change in accounting estimate prospectively. The Company derecognises an intangible asset on its disposal or when no future economic benefits are expected from its use or disposal and any gain or loss on derecognition is recognised in statement of profit and loss account as gain / loss on derecognition of asset.

### vi) Impairment of Non-Financial Assets :

The Company reviews the carrying amount of its Property, Plant and Equipment, including Capital Work in progress of a "Cash Generating Unit" (CGU) at the end of each reporting period to determine whether there is any indication that those assets have suffered an impairment loss. If any such indication exists, the recoverable amount of the asset is estimated in order to determine the extent of the impairment loss (if any).

## Notes to financial statement (Contd...)

for the year ended March 31, 2023

When it is not possible to estimate the recoverable amount of an individual asset, the Company estimates the recoverable amount of the Cash Generating Unit to which the asset belongs.

Recoverable Amount is determined:

- i) In case of individual asset, at higher of the fair value less cost of disposal and value in use; and
- ii) In case of cash generating unit (a Company of assets that generates identified, independent cash flows), at the higher of the cash generating unit's fair value less cost of disposal and the value in use.

If the recoverable amount of an asset (or cash generating unit) is estimated to be less than its carrying amount, the carrying amount of the asset (or cash-generating unit) is reduced to its recoverable amount. An impairment loss is recognized immediately in the Statement of Profit and Loss.

### vii) Borrowing Costs:

Interest and other costs that the Company incurs in connection with the borrowing of funds are identified as borrowing costs. The Company capitalises borrowing costs that are directly attributable to the acquisition, construction or production of a qualifying asset as part of the cost of that asset. Other borrowing costs are recognised as an expense in the period in which it is incurred. A qualifying asset is an asset that necessarily takes a substantial period of time to get ready for its intended use. The Company identifies the borrowings into specific borrowings and general borrowings. Specific borrowings are borrowings that are specifically taken for the purpose of obtaining a qualifying asset. General borrowings include all other borrowings except the amount outstanding as on the balance sheet date of specific borrowings for assets that are not yet ready for use. Borrowing cost incurred actually on specific borrowings are capitalised to the cost of the qualifying asset. For general borrowings, the Company determines the amount of borrowing costs eligible for capitalisation by applying a capitalisation rate to the expenditures on the qualifying asset based on the weighted average of the borrowing costs applicable to general borrowings. The capitalisation

on borrowing costs commences when the Company incurs expenditure for the asset, incurs borrowing cost and undertakes activities that are necessary to prepare the asset for its intended use or sale. The capitalisation of borrowing costs is suspended during extended periods in which active development of a qualifying asset is suspended. The capitalisation of borrowing costs ceases when substantially all the activities necessary to prepare the qualifying asset for its intended use or sale are complete.

Interest income earned on the temporary investment of specific borrowings pending their expenditure on qualifying assets is deducted from the borrowing costs eligible for capitalisation.

All other borrowing costs are recognised in Statement of profit and loss in the period in which they are incurred.

### viii) Inventories:

#### Raw Materials, Packing Materials, Stores and Spares

Raw Materials, Packing Materials, Stores & Spares and consumables are valued at lower of cost (net of refundable taxes and duties) and net realisable value. The cost of these items of inventory are determined on FIFO basis and comprises of cost of purchase and other incidental costs incurred to bring the inventories to their location and condition. Materials and other items held for use in the production of inventories are not written down below cost if the finished products in which they will be incorporated are expected to be sold at or above cost.

#### Finished Goods and Work-in-progress

Work-in-progress and finished goods are valued at lower of cost and net realisable value. The cost of work-in-progress and finished goods of inventory is determined on weighted average basis. The cost of work-in-progress and finished goods includes cost of conversion and other costs incurred to bring the inventories to their present location and condition. Obsolete, slow moving and defective inventories are identified and valued at lower of cost and net realisable value.



## Notes to financial statement (Contd...)

for the year ended March 31, 2023

### Stock in Trade

Stock in Trade is valued at lower of cost and net realisable value. Cost is determined on FIFO basis.

### ix) Leases:

#### As a Lessee

The Company's leased assets consist of leases for Land. At inception of a contract, the company assesses whether a contract is, or contains, a lease. A contract is or contains, a lease if the contract conveys the right to control the use of an identified asset for a period of time in exchange for consideration. To assess whether a contract conveys the right to control the use of an identified asset, the company assesses whether: (i) the contract involves the use of an identified asset (ii) the company has the right to obtain substantially all of the economic benefits from use of the asset throughout the period of use; and (iii) the company has the right to direct the use of the asset.

The Company recognises a right-of-use asset and a lease liability at the lease commencement date. The right-of-use asset is initially measured at cost, which comprises the initial amount of the lease liability adjusted for any lease payments made at or before the commencement date, plus any initial direct costs incurred and an estimate of costs to dismantle and remove the underlying asset or to restore the underlying asset or the site on which it is located, less any lease incentives received.

The right-to-use asset is subsequently depreciated using the straight-line method from the commencement date to the earlier of the end of the useful life of the right-of-use asset or the end of the lease term. The estimated useful lives of right-of-use assets are determined on the same basis as those of Property, Plant and Equipment. In addition, the right-of-use asset is periodically reduced by impairment losses, if any, and adjusted for certain remeasurements of the lease liability.

The lease liability is initially measured at the present value of the lease payments that are not paid at the commencement date, discounted using the interest rate implicit in the lease or, if that rate cannot be readily determined, the Company's incremental

borrowing rate. Generally, the Company uses its incremental borrowing rate as the discount rate.

The lease liability is subsequently measured as given below:

- (a) increasing the carrying amount to reflect interest on the lease liability;
- (b) reducing the carrying amount to reflect the lease payments made; and
- (c) remeasuring the carrying amount to reflect any reassessment or lease modifications.

When the lease liability is remeasured in this way, a corresponding adjustment is made to the carrying amount of the right-to-use asset, or is recorded in profit or loss if the carrying amount of the right-of-use asset has been reduced to zero.

#### Short-term leases and leases of low-value assets

The Company has elected not to recognise right-to-use assets and lease liabilities for short term lease that have a lease term of 12 months or less and leases of low-value assets. The Company recognises the lease payments associated with these leases on straight line basis as per the terms of the lease.

### x) Government Grants and Subsidies:

Assistance by government in the form of transfers of resources to the Company in return for past or future compliance with certain conditions relating to operating activities of the entity other than those which cannot reasonably have a value placed upon them or those that cannot be distinguished from normal trading transactions of the Company are termed as government grants. All government grants are identified as either relating to assets or relating to income. Government grants whose primary condition is that a Company qualifying for them should purchase, construct or otherwise acquire long-term assets are identified as grants related to assets. Grants other than those related to assets are identified as related to income. Government grants are recognised when there is a reasonable assurance that the Company will comply with the conditions attaching to them and the grants will be received. A forgivable loan from government is treated as a government grant



## Notes to financial statement (Contd...)

for the year ended March 31, 2023

when there is a reasonable assurance that the entity will meet the terms for forgiveness of the loan. The Company recognises Government grants in profit or loss on a systematic basis over the periods in which the entity recognises as expenses the related costs for which the grants are intended to compensate. Grants related to assets, including non-monetary grants at fair value, are presented in the balance sheet as deferred income. Deferred income is recognised in profit or loss on the basis the related assets are depreciated or amortised if they are related to asset or under other income when the grant becomes receivable. Grants related to income are presented in profit or loss under other income. Grants received in advance before fulfilment of conditions are recognised as Other Liability classified into current or non-current, as appropriate in the circumstances of the case.

### xi) Financial Instruments:

A financial instrument is any contract that gives rise to a financial asset of one entity and a financial liability or equity instrument of another entity.

#### Financial Assets

##### a. Initial recognition and measurement

At initial recognition, the Company measures a financial asset (which are not measured at fair value) through profit or loss at its fair value plus or minus transaction costs that are directly attributable to the acquisition or issue of the financial asset.

##### b. Subsequent measurement

For purposes of subsequent measurement, financial assets are classified in following categories:

- i) Financial assets measured at amortised cost;
- ii) Financial assets at fair value through profit or loss (FVTPL) and
- iii) Financial assets at fair value through other comprehensive income (FVTOCI).

The Company classifies its financial assets in the above mentioned categories based on:

- a) The Company's business model for managing the financial assets, and
- b) The contractual cash flows characteristics of the financial asset.

### i) Financial assets measured at amortised cost:

A financial asset is measured at amortised cost if both of the following conditions are met:

- a) A financial asset is measured at amortised cost if the financial asset is held within a business model whose objective is to hold financial assets in order to collect contractual cash flows and the Contractual terms of the financial assets give rise on specified dates to cash flows that are solely payments of principal and interest (SPPI) on the principal amount outstanding.
- b) Financial assets are subsequently measured at amortised cost using the effective interest rate (EIR) method. Amortised cost is calculated by taking into account any discount or premium on acquisition and fees or costs that are an integral part of the EIR. The EIR amortisation is included in finance income in the profit or loss. The losses arising from impairment are recognised in the profit or loss.

Trade receivables, Advances, Security Deposits, Cash and Cash Equivalents etc. are classified for measurement at amortised cost.

### ii) Financial assets at fair value through profit or loss (FVTPL):

A financial asset is measured at fair value through profit or loss unless it is measured at amortised cost or fair value through

## Notes to financial statement (Contd...)

for the year ended March 31, 2023

other comprehensive income. In addition, The Company may elect to designate a financial asset, which otherwise meets amortised cost or FVTOCI criteria, as at FVTPL. However, such election is allowed only if doing so reduces or eliminates a measurement or recognition inconsistency (referred to as 'accounting mismatch').

### iii) Financial assets at fair value through other comprehensive income (FVTOCI):

Financial assets are measured at fair value through other comprehensive income if these financial assets are held within a business model whose objective is achieved by collecting both contractual cash flows that gives rise on specified dates to solely payments of principal and interest on the principal amount outstanding and by selling financial assets.

### c. Derecognition

The Company derecognizes a financial asset when contractual rights to the cash flows from the asset expire, or when it transfers the financial asset and substantially all the risks and rewards of ownership of the asset to another party.

On derecognition of a financial asset in its entirety, the difference between the asset's carrying amount and the sum of the consideration received and receivable is recognized in the Statement of Profit and Loss.

### d. Impairment

The Company applies expected credit losses (ECL) model for measurement and recognition of loss allowance on the following:

- i. Trade receivables,
- ii. Financial assets measured at amortized cost (other than trade receivables and lease receivables),
- iii. Financial assets measured at fair value through other comprehensive income (FVTOCI).

ECL is the difference between all contractual cash flows that are due to the Company in accordance with the contract and all the cash flows that the entity expects to receive (i.e., all cash shortfalls), discounted at the original effective interest rate.

In case of trade receivables, the Company follows a simplified approach wherein an amount equal to lifetime ECL is measured and recognized as loss allowance. As a practical expedient, the Company uses a provision matrix to measure lifetime ECL on its portfolio of trade receivables.

In case of other assets (listed as ii and iii above), the Company determines if there has been a significant increase in credit risk of the financial asset since initial recognition. If the credit risk of such assets has not increased significantly, an amount equal to 12-month ECL is measured and recognized as loss allowance. However, if credit risk has increased significantly, an amount equal to lifetime ECL is measured and recognized as loss allowance.

Subsequently, if the credit quality of the financial asset improves such that there is no longer a significant increase in credit risk since initial recognition, the Company reverts to recognizing impairment loss allowance based on 12-month ECL.

Lifetime ECL are the expected credit losses resulting from all possible default events over the expected life of a financial asset. 12-month ECL are a portion of the lifetime ECL which result from default events that are possible within 12 months from the reporting date.

ECL impairment loss allowance (or reversal) recognized during the period is recognized as income/ expense in the Statement of Profit and Loss under the head 'Other expenses'.

ECL are measured in a manner that they reflect unbiased and probability weighted amounts determined by a range of outcomes, taking into account the time value of money and other reasonable information available as a result of

## Notes to financial statement (Contd...)

for the year ended March 31, 2023

past events, current conditions and forecasts of future economic conditions.

### Financial Liabilities

#### a. Initial recognition and measurement

At initial recognition, the Company measures a financial liabilities (which are not measured at fair value) through profit or loss at its fair value plus or minus transaction costs that are directly attributable to the financial liability.

The company's financial liabilities include trade and other payables, loans and borrowings, bank overdrafts and financial guarantee.

#### b. Subsequent measurement

The measurement of financial liabilities depends on their classification, as described below:

- i) Financial liabilities measured at amortised cost.
- ii) Financial liabilities at fair value through profit or loss.

#### i) Financial liabilities measured at amortised cost :

All financial liabilities are measured at amortised cost. Any discount or premium on redemption/ settlement is recognised in the Statement of Profit and Loss as finance cost over the life of the liability using the effective interest method and adjusted to the liability figure disclosed in the Balance Sheet.

#### ii) Financial liabilities at fair value through profit or loss (FVTPL):

Financial liabilities at fair value through profit or loss include financial liabilities held for trading and financial liabilities designated upon initial recognition as at fair value through profit or loss. Financial liabilities are classified as held for trading if they are incurred for the purpose of repurchasing in the near term. Gains or losses on liabilities held for trading are recognised in the profit or loss.

Financial liabilities designated upon initial

recognition at fair value through profit or loss are designated as such at the initial date of recognition, and only if the criteria in Ind AS 109 are satisfied. For liabilities designated as FVTPL, fair value gains/ losses attributable to changes in own credit risk are recognized in OCI. These gains/ loss are not subsequently transferred to P&L. However, the company may transfer the cumulative gain or loss within equity. All other changes in fair value of such liability are recognised in the statement of profit and loss.

#### c. Derecognition

Financial liabilities are derecognised when the liability is extinguished, that is, when the contractual obligation is discharged or cancelled or expiry. When an existing financial liability is replaced by another from the same lender on substantially different terms, or the terms of an existing liability are substantially modified, such an exchange or modification is treated as the derecognition of the original liability and the recognition of a new liability. The difference in the respective carrying amounts is recognised in the statement of profit and loss.

#### Equity instruments

An equity instrument is any contract that evidences a residual interest in the assets of an entity after deducting all of its liabilities.

#### Derivative financial instruments

The Company enters into a variety of derivative financial instruments to manage its exposure to foreign exchange rate risks and interest rate risks.

Derivatives are initially recognised at fair value at the date the derivative contracts are entered into and are subsequently remeasured to their fair value at the end of each reporting period. The resulting gain or loss is recognised in profit or loss immediately unless the derivative is designated and effective as a hedging instrument, in which the timing of the recognition in profit or loss depends on the nature of the hedging relationship and the nature of the hedged item.

## Notes to financial statement (Contd...)

for the year ended March 31, 2023

### Off setting of financial instruments

Financial assets and financial liabilities are offset and the net amount is reported in the standalone balance sheet if there is a currently enforceable legal right to offset the recognised amounts and there is an intention to settle on a net basis, to realize the assets and settle the liabilities simultaneously.

### Fair Value Measurement

Fair value is the price that would be received to sell an asset or paid to transfer a liability in an orderly transaction between market participants at the measurement date under current market conditions.

The Company categorizes assets and liabilities measured at fair value into one of three levels depending on the ability to observe inputs employed in their measurement which are described as follows:

- (a) Level 1 inputs are quoted prices (unadjusted) in active markets for identical assets or liabilities.
- (b) Level 2 inputs are inputs that are observable, either directly or indirectly, other than quoted prices included within level 1 for the asset or liability.
- (c) Level 3 inputs are unobservable inputs for the asset or liability reflecting significant modifications to observable related market data or Company's assumptions about pricing by market participants.

### xii) Cash and cash equivalents

Cash comprises cash on hand and demand deposits with banks. Cash equivalents are short-term balances (with an original maturity of three months or less from the date of acquisition), which are subject to an insignificant risk of changes in value.

For the purpose of the statement of cash flows, cash and cash equivalents consist of cash and short-term deposits, as defined above, net of outstanding bank overdrafts as they are considered an integral part of the Company's cash management.

### xiii) Foreign currency transactions and translations

Functional currency of the Company is Indian rupee. The financial statements have been presented under its functional currency. Any transaction that is denominated in a currency other than the functional currency is regarded as foreign currency transaction. All foreign currency transactions are recorded, on initial recognition in the functional currency, by applying to the foreign currency amount the spot exchange rate between the functional currency and the foreign currency at the date of the transaction. In case of consideration received or paid in advance, the exchange rate prevailing on the date of receipt or payment of advance is considered when subsequently the related asset is given up or received to the extent of advance consideration.

At the end of the reporting period:

1. foreign currency monetary items are translated using the exchange rate for immediate delivery at the end of the reporting period;
2. non-monetary items that are measured in terms of historical cost in a foreign currency are translated using the exchange rate at the date of the transaction; and
3. non-monetary items that are measured at fair value in a foreign currency are translated using the exchange rates at the date when the fair value was measured.

Exchange difference arising on the settlement of monetary items or on translating monetary items at rates different from those at which they were translated on initial recognition during the period or in previous financial statements are recognised in statement of profit and loss in the period in which they arise.

### xiv) Employee benefits

#### Short term employee benefits

Short Term benefits are recognised as an expense at the undiscounted amounts in the Statement of Profit and Loss of the year in which the related service is rendered.

## Notes to financial statement (Contd...)

for the year ended March 31, 2023

### Post employment benefits

#### a. Defined contribution plans

The Employee and Company make monthly fixed Contribution to Government of India Employee's Provident Fund equal to a specified percentage of the covered employees' salary, Provision for the same is made in the year in which service are render by employee.

#### b. Defined benefit plans

The Liability for Gratuity to employees, which is a defined benefit plan, as at Balance Sheet date determined on the basis of actuarial Valuation based on Projected Unit Credit method is funded to a Gratuity fund administered by the trustees and managed by Life Insurance Corporation of India and the contribution thereof paid/payable is absorbed in the accounts.

The present value of the defined benefit obligations is determined by discounting the estimated future cash flows by reference to market yields at the end of the reporting period on government bonds that have terms approximating to the terms of the related obligation. The net interest cost is calculated by applying the discount rate to the net balance of the defined benefit obligation and the fair value of plan assets. This cost is included in employee benefit expenses in the statement of profit and loss.

Remeasurement gains and losses arising from experience adjustments and changes in actuarial assumptions are recognized in the period in which they occur, directly in other comprehensive income. They are included in retained earnings in the statement of changes in equity and in balance sheet. Changes in present value of the defined benefit obligation resulting from plan amendment or curtailments are recognized immediately in profit or loss as past service cost.

### xv) Income Taxes:

#### a) Current tax:

Current tax is determined on income for the year chargeable to tax in accordance on the basis of the tax laws enacted or substantively enacted at the end of the reporting period. Current tax items are recognised in correlation to the underlying transaction either in profit or loss or OCI or directly in equity. The Company has provided for the tax liability based on the significant judgment that the taxation authority will accept the tax treatment.

#### b) Deferred tax:

Deferred tax is recognised on temporary differences between the carrying amounts of assets and liabilities in the balance sheet and the corresponding tax bases used in the computation of taxable profit. Deferred tax liabilities are recognised for all taxable temporary differences. Deferred tax assets are recognised for all deductible temporary differences, unabsorbed losses and tax credits to the extent that it is probable that future taxable profits will be available against which those deductible temporary differences, unabsorbed losses and tax credits will be utilised. The carrying amount of deferred tax assets is reviewed at the end of financial year and reduced to the extent that it is no longer probable that sufficient taxable profits will be available to allow all or part of the asset to be recovered. Deferred tax assets and liabilities are measured at the tax rates that are expected to apply in the period in which the liability is expected to be settled or the asset realised, based on tax rates and tax laws that have been substantively enacted by the balance sheet date. Deferred tax assets and liabilities are offset when there is a legally enforceable right to set off current tax assets against current tax liabilities and when they relate to income taxes levied by the same taxation authority and the Company intends to settle its current tax assets and liabilities on a net basis.

## Notes to financial statement (Contd...)

for the year ended March 31, 2023

The Company restricts recognition of deferred tax asset on unabsorbed depreciation to the extent of the corresponding deferred tax liability in absence of availability of sufficient future taxable profit which allow the full or part of the assets to be recovered.

Deferred tax liabilities and assets are measured at the tax rates that are expected to apply in the period in which the liability is settled or the asset realised, based on tax rates (and tax laws) that have been enacted or substantively enacted by the end of the reporting period.

### **xvi) Provisions, Contingent Liabilities and Contingent Assets :**

The Company recognizes provisions when a present obligation (legal or constructive) as a result of a past event exists and it is probable that an outflow of resources embodying economic benefits will be required to settle such obligation and the amount of such obligation can be reliably estimated. If the effect of time value of money is material, provisions are discounted using a current pre-tax rate that reflects, when appropriate, the risks specific to the liability. When discounting is used, the increase in the provision due to the passage of time is recognized as a finance cost. A disclosure for a contingent liability is made when there is a possible obligation or a present obligation that may, but probably will not require an outflow of resources embodying economic benefits or the amount of such obligation cannot be measured reliably. When there is a possible obligation or a present obligation in respect of which likelihood of outflow of resources embodying economic benefits is remote, no provision or disclosure is made. Contingent assets are not recognised but disclosed where an inflow of economic benefits is probable.

### **xvii) Earnings per equity share:**

Basic earnings per share is calculated by dividing the profit or loss for the period attributable to the equity holders of the Company by the weighted average number of ordinary shares outstanding during the year. For the purpose of calculating diluted earnings per share, the net profit or loss for the period

attributable to equity shareholders and the weighted average number of shares outstanding during the period are adjusted for the effects of all dilutive potential equity shares.

### **xviii) Dividend:**

Final dividends on shares are recorded as a liability on the date of approval by the shareholders and interim dividends are recorded as a liability on the date of declaration by the company's Board of Directors.

### **xix) Goods and Service Tax:**

Goods and Service Tax credit on materials purchased for production / service availed for production / input service are taken into account at the time of purchase and GST credit on purchase of capital items wherever applicable are taken into account as and when the assets are acquired.

Goods and Service Tax credits so taken are utilized for payment of GST Liability on Sale of on goods . The unutilized GST credit is carried forward in the books.

### **(xx) Segment reporting**

The Chief Operational Decision Maker (CODM) monitors the operating results of its business Segments separately for the purpose of making decisions about resource allocation and performance assessment. Segment performance is evaluated based on profit or loss and is measured consistently with profit or loss in the financial statements. Operating segments are reported in a manner consistent with the internal reporting to the CODM.

Accordingly, the Board of Directors of the Company is CODM for the purpose of segment reporting. Refer note 45 for segment information presented.

### **(xxi) Statement of Cash flows**

Cash flows are reported using the indirect method, whereby profit / (loss) before tax is adjusted for the effects of transactions of non cash nature and any deferrals or accruals of past or future cash receipts or payments. The cash flows from operating, investing and financing activities of the Company are segregated based on the available information.

## Notes to financial statement (Contd...)

for the year ended March 31, 2023

### (xxii) Standards issued but not yet effective

The Ministry of Corporate Affairs has notified Companies (Indian Accounting Standards) Amendment Rules, 2022 vide notification no. G.S.R 255(E) dated 31st March 2023. Given below are the amendment made in brief and their possible impact on the financial statements of the company. The company will be apply the amendments from 1 April 2023 being the effective date of the amendments:

#### **Ind AS 1 – Presentation of Financial Statements:**

Disclosure of Accounting Policies, amended paragraphs 7, 10, 114, 117 and 122, added paragraphs 117A–117E and deleted paragraphs 118, 119 and 121. The amendments to Ind AS 1 are applicable for annual reporting periods beginning on or after 1 April 2023. The amendment seeks to replace significant accounting policies with material accounting policy information and provides guidance on material accounting policy information. The amendment require complete review of existing disclosure of accounting policies and may involve redrafting, removing some of the accounting policies now being disclosed or adding new accounting policy disclosures. The company is reviewing its accounting policy disclosure to change the same as per the amendments.

#### **Ind AS 8 – Accounting Policies, Changes in Accounting Estimates and Errors**

Definition of Accounting Estimates, amended paragraphs 5, 32, 34, 38 and 48 and added paragraphs 32A, 32B and 34A. These amendments are applicable for annual reporting periods beginning on or after 1 April 2023. The amendment replaces the definition of changes in accounting estimates with a new definition of accounting estimates and provides guidance on that definition, what are regarded as changes in accounting estimates and how to apply changes in accounting estimates. The amendments shall be applied to changes in accounting estimates and changes in accounting policies that occur on or after 1 April 2023. Therefore, the amendments have no impact on the financial position, financial performance or the cash flows of the entity in the current and previous year.

### **Ind AS 12 – Income Taxes**

Deferred Tax related to Assets and Liabilities arising from a Single Transaction, amended paragraphs 15, 22 and 24 and added paragraph 22A. The amendment clarifies that in case, where at the time of initial recognition, equal amount of taxable and deductible temporary differences arise, the initial recognition exemption does not apply and the company shall recognise deferred tax liability and deferred tax asset on gross basis on that date of initial recognition depending on the applicable tax law. This happens typically when a lease liability and right-of-use asset is recognised initially or when decommissioning obligations are initially recognised and the same is added to the cost of the item of property, plant and equipment. If the application of this requirement results in unequal amount of deferred tax asset and deferred tax liability, the difference shall be recognised in profit or loss. These amendments are to be applied for annual reporting periods beginning on or after 1 April 2023 to transactions that occur on or after the beginning of 1 April 2022. The amendment also requires deferred tax assets and deferred tax liabilities to be recognised on 1 April 2022 based on the carrying amounts of the lease liability and right-of-use asset as on 1 April 2022 and recognise any difference in opening balance of retained earnings or another component of equity, where appropriate, if the company has applied the initial recognition exemption requirements earlier or had recognised deferred tax assets and deferred tax liabilities on net basis. The same is also required for decommissioning obligations recognised initially and added to the cost of the item of property, plant and equipment. As the company has recognised deferred tax assets and deferred tax liabilities on gross basis on lease liability and right-of use assets, the amendment has no impact of the financial statements. Further, the requirements relating to decommissioning obligations are not applicable to the company.



## Notes to financial statement (Contd...)

for the year ended March 31, 2023

Particulars	(₹ in Lakhs)								
	Free Hold Land	Buildings	Plant and Equipment	Furniture and Fixtures	Vehicles	Office Equipments	Electrical Installation	Computer	Total
<b>Gross Carrying Value as on April 01, 2021</b>	<b>1,725.72</b>	<b>3,579.16</b>	<b>7,273.62</b>	<b>392.30</b>	<b>630.99</b>	<b>25.63</b>	<b>273.27</b>	<b>157.24</b>	<b>14,057.93</b>
Addition during the year	137.48	1,206.95	1,195.51	17.03	132.45	94.71	115.92	41.88	2,941.93
Deduction during the year	Nil	Nil	29.85	Nil	6.98	Nil	Nil	Nil	36.83
<b>Gross Carrying Value as on March 31, 2022</b>	<b>1,863.20</b>	<b>4,786.11</b>	<b>8,439.28</b>	<b>409.33</b>	<b>756.46</b>	<b>120.34</b>	<b>389.19</b>	<b>199.12</b>	<b>16,963.03</b>
Addition during the year	10.41	1,020.45	1,339.89	52.00	243.26	30.02	116.27	29.69	2,842.04
Deduction during the year	Nil	Nil	72.45	Nil	131.34	Nil	Nil	Nil	203.79
<b>Gross Carrying Value as on March 31, 2023</b>	<b>1,873.61</b>	<b>5,806.56</b>	<b>9,706.72</b>	<b>461.33</b>	<b>868.38</b>	<b>150.36</b>	<b>505.46</b>	<b>228.81</b>	<b>19,601.28</b>
<b>Accumulated Depreciation and Impairment on April 01, 2021</b>	<b>Nil</b>	<b>493.44</b>	<b>2,049.82</b>	<b>175.41</b>	<b>168.25</b>	<b>13.57</b>	<b>47.03</b>	<b>113.92</b>	<b>3,061.44</b>
Addition during the year	Nil	124.80	503.25	33.95	85.71	3.80	16.43	25.20	793.14
Deduction during the year	Nil	Nil	10.02	Nil	5.93	Nil	Nil	Nil	15.95
<b>Accumulated Depreciation and Impairment on March 31, 2022</b>	<b>Nil</b>	<b>618.24</b>	<b>2,543.05</b>	<b>209.36</b>	<b>248.03</b>	<b>17.37</b>	<b>63.46</b>	<b>139.12</b>	<b>3,838.63</b>
Addition during the year	Nil	137.94	571.83	34.54	90.46	12.51	30.80	25.25	903.33
Deduction during the year	Nil	Nil	54.49	Nil	86.32	Nil	Nil	Nil	140.81
<b>Accumulated Depreciation and Impairment on March 31, 2023</b>	<b>Nil</b>	<b>756.18</b>	<b>3,060.39</b>	<b>243.90</b>	<b>252.17</b>	<b>29.88</b>	<b>94.26</b>	<b>164.37</b>	<b>4,601.15</b>
<b>Net Carrying Value as on March 31, 2022</b>	<b>1,863.20</b>	<b>4,167.87</b>	<b>5,896.23</b>	<b>199.97</b>	<b>508.43</b>	<b>102.97</b>	<b>325.73</b>	<b>60.00</b>	<b>13,124.40</b>
<b>Net Carrying Value as on March 31, 2023</b>	<b>1,873.61</b>	<b>5,050.38</b>	<b>6,646.33</b>	<b>217.43</b>	<b>616.21</b>	<b>120.48</b>	<b>411.20</b>	<b>64.44</b>	<b>15,000.13</b>

Notes:

**i. Assets pledged as security:**

Refer Note 56 of financial statement for disclosure of assets pledged as security.

**ii. Capitalised borrowing cost:**

Borrowing Cost Capitalised on Property, Plant and Equipment during the year ended March 31, 2023 - ₹ Nil (for the year ended March 31, 2022: ₹ Nil).

**iii. Contractual obligations:**

Refer Note. 42 for disclosure of Contractual Commitments for the acquisition of property, Plant & Equipment.

**iv. Depreciation on Property, Plant & Equipment**

Refer Note 4(iv) for disclosure of Policies and method used for the depreciation of Property, Plant & Equipment.



## Notes to financial statement (Contd...)

for the year ended March 31, 2023

### 5A Right-of-Use Assets

(₹ in Lakhs)

Particulars	Total
<b>Gross Carrying Value as on April 01, 2021</b>	<b>31.86</b>
Addition during the year	Nil
Deduction during the year	Nil
<b>Gross Carrying Value as on March 31, 2022</b>	<b>31.86</b>
Addition during the year	Nil
Deduction during the year	Nil
<b>Gross Carrying Value as on March 31, 2023</b>	<b>31.86</b>
<b>Accumulated Amortization as on April 01, 2021</b>	<b>4.32</b>
Amortization during the year	2.16
Deduction during the year	Nil
<b>Accumulated Amortization as on March 31, 2022</b>	<b>6.48</b>
Amortization during the year	2.16
Deduction during the year	Nil
<b>Accumulated Amortization as on March 31, 2023</b>	<b>8.64</b>
<b>Net Carrying Value as on March 31, 2022</b>	<b>25.38</b>
<b>Net Carrying Value as on March 31, 2023</b>	<b>23.22</b>

### Note 6 : Capital Work in Progress

(₹ in Lakhs)

Particulars	Total
<b>Balance at April 01, 2021</b>	<b>168.58</b>
Addition during the year	1,852.17
Capitalised during the year	415.39
<b>Balance at March 31, 2022</b>	<b>1,605.36</b>
Addition during the year	1,028.93
Capitalised during the year	1,962.89
<b>Balance at March 31, 2023</b>	<b>671.40</b>

## Notes to financial statement (Contd...)

for the year ended March 31, 2023

### Note 6(i) : Ageing schedule in respect of Capital Work in Progress

As at March 31, 2023						(₹ in Lakhs)
CWIP	Amount in CWIP for a period of				Total	
	Less than 1 year	1-2 years	2-3 years	More than 3 years		
<b>Projects in progress</b>						
Capital Work in Progress	671.40	Nil	Nil	Nil	671.40	
<b>Projects temporarily suspended</b>	<b>Nil</b>	<b>Nil</b>	<b>Nil</b>	<b>Nil</b>	<b>Nil</b>	

As at March 31, 2022						(₹ in Lakhs)
CWIP	Amount in CWIP for a period of				Total	
	Less than 1 year	1-2 years	2-3 years	More than 3 years		
<b>Projects in progress</b>						
Capital Work in Progress	1,487.87	117.49	Nil	Nil	1,605.36	
<b>Projects temporarily suspended</b>	<b>Nil</b>	<b>Nil</b>	<b>Nil</b>	<b>Nil</b>	<b>Nil</b>	

### Note 7 : Other Intangible Assets

Particulars	Computer Software		Patents	Total
<b>Gross Carrying Value as on April 01, 2021</b>	<b>98.53</b>	<b>1.40</b>		<b>99.93</b>
Addition during the year	11.97	Nil		11.97
Deduction during the year	Nil	Nil		Nil
<b>Gross Carrying Value as on March 31, 2022</b>	<b>110.50</b>	<b>1.40</b>		<b>111.90</b>
Addition during the year	2.32	Nil		2.32
Deduction during the year	Nil	Nil		Nil
<b>Gross Carrying Value as on March 31, 2023</b>	<b>112.82</b>	<b>1.40</b>		<b>114.22</b>
<b>Accumulated amortisation as on April 01, 2021</b>	<b>58.83</b>	<b>1.30</b>		<b>60.13</b>
Amortization during the year	13.50	Nil		13.50
Deduction during the year	Nil	Nil		Nil
<b>Accumulated amortisation as on March 31, 2022</b>	<b>72.33</b>	<b>1.30</b>		<b>73.63</b>
Amortization during the year	11.13	Nil		11.13
Deduction during the year	Nil	Nil		Nil
<b>Accumulated amortisation as on March 31, 2023</b>	<b>83.46</b>	<b>1.30</b>		<b>84.76</b>
<b>Net Carrying Value as on March 31, 2022</b>	<b>38.17</b>	<b>0.10</b>		<b>38.27</b>
<b>Net Carrying Value as on March 31, 2023</b>	<b>29.36</b>	<b>0.10</b>		<b>29.46</b>

Notes:

#### i. Amortization on intangible Assets

Refer Note 4(v) for disclosure of Policies and method used for the amortization of intangible assets.

## Notes to financial statement (Contd...)

for the year ended March 31, 2023

### 8 Non Current Investments

(₹ in Lakhs)

Particulars	As at March 31, 2023	As at March 31,2022
<b>A Investment in Limited Liability Partnership:</b>		
i Zullinc Healthcare LLP (Refer Note (i) to this schedule)	5.00	5.00
	5.00	5.00
<b>B Investments in other equity instruments at amortized cost (unquoted)</b>		
1,056 (PY.1,056) Equity Share of Navnirman Co operative Bank Limited of face value ₹ 25 each fully paid up	0.26	0.26
<b>Total</b>	<b>5.26</b>	<b>5.26</b>
Aggregate amount of quoted investment - At cost	Nil	Nil
Aggregate amount of unquoted investment - At cost	5.26	5.26

#### Note:

- i Investment in Zullinc Healthcare LLP includes fixed capital contribution made by the Company. The Company has also invested in Current Capital of the said LLP. Being current in nature and can be withdrawn at any time by the company, the same is being classified under "other current financial asset". (Refer Note 18)

#### Details in respect of investment in Subsidiary:

Name of the Company	Principle place of business/ Country of Incorporation	% of holding as at 31/03/2023*	% of holding as at 31/03/2022*
Zullinc Healthcare LLP	India	100.00	100.00

\*Note: Held by the company with other partners, who hold their share in capacity of nominees for the company.

### 9 Non-Current Loans

(₹ in Lakhs)

Particulars	As at March 31, 2023	As at March 31,2022
<b>(Unsecured, considered good)</b>		
Inter-Corporate Loans	230.00	230.00
Loans to others	5,701.15	2,454.05
<b>Total .....</b>	<b>5,931.15</b>	<b>2,684.05</b>

## Notes to financial statement (Contd...)

for the year ended March 31, 2023

### 10 Other Non-Current Financial Assets (₹ in Lakhs)

Particulars	As at March 31, 2023	As at March 31,2022
Margin Money Deposit with more than 12 months maturity	47.26	174.52
Fixed Deposit with more than 12 months maturity	0.06	Nil
Loan to Employees	27.68	21.52
Security Deposits	28.66	19.20
<b>Total .....</b>	<b>103.66</b>	<b>215.24</b>

### 11 Other Non-Current Assets (₹ in Lakhs)

Particulars	As at March 31, 2023	As at March 31,2022
<b>(Unsecured, considered good)</b>		
Advances for Property, Plant & Equipment	153.76	308.27
Advance Payment of Income Tax	2,575.33	3,164.09
Less: Provision for Income tax	(2,521.75)	(3,074.55)
Advance Income Tax (net)	53.58	89.54
Advance to Employees	54.12	59.98
<b>Total .....</b>	<b>261.46</b>	<b>457.79</b>

### 12 Inventories (₹ in Lakhs)

Particulars	As at March 31, 2023	As at March 31,2022
Raw materials	2,063.28	2,701.77
Work-in-Process	917.54	872.16
Finished Stock	1,572.67	1,567.67
Packing Material	924.88	981.74
Stock in Trade	1,524.42	1,150.86
<b>Total .....</b>	<b>7,002.79</b>	<b>7,274.20</b>

- a) Inventory of Raw Material includes material in transit- as on 31-03-2023 of ₹ Nil (as on 31-03-2022 ₹ Nil)
- b) Inventory of Finished Stock Includes Goods in Transit- as on 31-03-2023 ₹ 1,402.82 Lakhs (as on 31-03-2022 ₹ 1,364.20 Lakhs)
- c) The cost of inventories recognized as an expenses includes ₹ 183.87 Lakhs (as on 31-03-2022 ₹ 158.26 Lakhs) in respect of write-down of inventory to net realizable value, and has been reduced by ₹ 183.87 Lakhs (as on 31-03-2022 ₹ 158.26 Lakhs) in respect of the reversal of such write-down.
- d) Inventories pledged as Security with bank for borrowing as on 31-03-2023 of ₹ 7,002.79 Lakhs (as on 31-03-2022 ₹ 7,274.20 Lakhs)

## Notes to financial statement (Contd...)

for the year ended March 31, 2023

### 13 Current Investments

(₹ in Lakhs)

Particulars	As at March 31, 2023	As at March 31, 2022
<b>Investment in mutual fund at fair value through profit and loss</b>		
67,03,849.060 (PY. 98,61,771.770) units of SBI Savings Fund - Direct Plan - Growth	2,518.72	3,506.98
Nil (PY. 25,517.968) units of SBI Liquid Fund-Regular Plan-Growth	Nil	844.84
3,52,15,474.828(PY. 3,52,15,474.828) units of SBI Balance Advantage Fund Direct Growth	3,879.41	3,656.32
19,99,900.01 (PY. 19,99,900.01) units of SBI Multicap Fund Direct Plan Growth	203.44	205.92
3,80,349.500 (PY. 3,80,349.500) units of ICICI Balance Advantage Fund- Direct Plan Growth	219.77	206.00
55,330.100 (PY. Nil) units of HDFC Balanced Advantage Fund - Regular Plan Growth	178.88	Nil
1,06,093.907 (PY. Nil) units of Canara Robeco Small Cap Fund - Regular Plan Growth	25.01	Nil
9,04,897.100 (PY. Nil) units of HSBC Aggressive Hybrid Fund - Regular Growth	326.91	Nil
39,39,239.374 (PY. Nil) units of HSBC Dynamic Bond Fund - Regular Growth	980.73	Nil
27,475.1180 (PY. Nil) units of Nippon India Small Cap Fund - Growth Plan Growth Option	24.98	Nil
49,52,883.660 (PY. Nil) units of SBI CRISIL IBX Gilt Index - April 2029 Fund - Regular Plan - Growth	515.47	Nil
24,99,875.006 (PY. Nil) units of SBI CRISIL IBX SDL Index - September 2027 Fund - Regular Plan - Growth	259.30	Nil
Nil (PY. 19,55,382.18) units of HSBC Equity Hybrid Fund Growth	Nil	307.07
Nil (PY. 89,76,019.412) units of HSBC Corporate Bond Fund Growth	Nil	953.47
<b>Total .....</b>	<b>9,132.62</b>	<b>9,680.60</b>
Aggregate Cost of Investment	8,482.14	8,982.15
Aggregate NAV of Investment	9,132.62	9,680.60

### 14 Trade receivables

(₹ in Lakhs)

Particulars	As at March 31, 2023	As at March 31, 2022
<b>Trade Receivables (Unsecured)</b>		
Trade Receivable Considered Good	12,210.61	11,193.24
Trade Receivables - Credit impaired	1,486.66	478.91
	13,697.27	11,672.15
Less: Allowance for Expected Credit Loss*	150.64	168.40
<b>Total .....</b>	<b>13,546.63</b>	<b>11,503.75</b>

#### Notes:

- For details of receivables from firms / private companies in which directors of the company are partners / directors, please refer note 51.

## Notes to financial statement (Contd...)

for the year ended March 31, 2023

(₹ in Lakhs)

Gross Outstanding as on 31/03/2023	Disputed Trade Receivables		Undisputed Trade Receivables	
	Credit Impaired	Considered Good	Credit Impaired	Considered Good
Not Due	Nil	Nil	Nil	7,721.94
Due less than 3 months	Nil	Nil	Nil	4,488.67
Due for 3 to 6 Months	Nil	Nil	874.05	Nil
Due for more than 6 Months to 1 Years	Nil	Nil	317.94	Nil
Due for more than 1 year to 2 Years	Nil	Nil	160.23	Nil
Due for more than 2 year to 3 Years	Nil	Nil	49.26	Nil
Due for more than 3 Years	Nil	Nil	85.18	Nil
<b>Total</b>	<b>Nil</b>	<b>Nil</b>	<b>1,486.66</b>	<b>12,210.61</b>

(₹ in Lakhs)

Gross Outstanding as on 31/03/2022	Disputed Trade Receivables		Undisputed Trade Receivables	
	Credit Impaired	Considered Good	Credit Impaired	Considered Good
Not Due	Nil	Nil	Nil	7,735.67
Due less than 3 months	Nil	Nil	Nil	3,457.57
Due for 3 to 6 Months	Nil	Nil	164.79	Nil
Due for more than 6 Months to 1 Years	Nil	Nil	45.71	Nil
Due for more than 1 year to 2 Years	Nil	Nil	182.27	Nil
Due for more than 2 year to 3 Years	Nil	Nil	17.14	Nil
Due for more than 3 Years	Nil	Nil	69.00	Nil
<b>Total</b>	<b>Nil</b>	<b>Nil</b>	<b>478.91</b>	<b>11,193.24</b>

- (i) The general credit period irrespective on Domestic sale ranges between 30-90 days and for Export it ranges between 30-90 days, by and large company is not charging any interest on late payment.
- (ii) Credit risk is managed at the operational segmental level. The credit limit and credit period are fixed for each customer after evaluating the financial position, past performance, business opportunities, credit references etc. The credit limit and the credit period are reviewed regularly at periodical intervals.
- (iii) Concentration risk considers significant exposures relating to industry, counter party, geography, currency etc. The concentration of credit risk is not significant as the customer base is large and diversified.

**\*Note:** Refer Note 47(I) for details of movement in Expected Credit Loss.

## Notes to financial statement (Contd...)

for the year ended March 31, 2023

### 15 Cash & Cash Equivalents (₹ in Lakhs)

Particulars	As at March 31, 2023	As at March 31,2022
Cash on hand	36.95	24.70
Bank Balance	421.12	632.06
<b>Total .....</b>	<b>458.07</b>	<b>656.76</b>

### 16 Other Bank Balances (₹ in Lakhs)

Particulars	As at March 31, 2023	As at March 31,2022
Margin Money Deposit with more than 3 month and less than 12 months maturity	1,165.74	30.68
Fixed Deposit with more than 3 month and less than 12 months maturity	1,744.10	1,138.16
Unclaimed Dividend Account*	16.92	17.69
<b>Total .....</b>	<b>2,926.76</b>	<b>1,186.53</b>

\*Note: The company can utilise this balances only towards settlement of unclaimed dividend.

### 17 Current Loans (₹ in Lakhs)

Particulars	As at March 31, 2023	As at March 31,2022
Inter Corporate Loan	2,077.59	1,700.00
Loans to Related Party	Nil	25.00
Loans to others	245.00	1,452.73
<b>Total .....</b>	<b>2,322.59</b>	<b>3,177.73</b>

#### Details of Loans to Promoter, Director, KMP and Related parties (₹ in Lakhs)

Type of Borrower	Amount of loan outstanding		% of Total Sales	
	As at March 31, 2023	As at March 31,2022	As at March 31, 2023	As at March 31,2022
Promoters	Nil	Nil	Nil	Nil
Directors	Nil	Nil	Nil	Nil
Key Management Personnel	Nil	Nil	Nil	Nil
Related Parties	Nil	25.00	Nil	0.43%

#### Information pursuant to Section 186(4) of the Companies Act, 2013

- (i) The loans provided without any interest.
- (ii) The loans have been given for business activities as Security Deposit. The loan has been provided without any guarantee or security.

## Notes to financial statement (Contd...)

for the year ended March 31, 2023

### 18 Other Current Financial Assets (₹ in Lakhs)

Particulars	As at March 31, 2023	As at March 31,2022
Current Capital Account in Limited Liability Partnership (Refer Note 8)	122.35	116.95
Derivative contracts not designated as a hedge relationship (at fair value through profit and loss)	2.64	15.49
Interest Receivable	13.45	34.03
Loan to Employees	51.68	32.11
Others	Nil	0.74
<b>Total .....</b>	<b>190.12</b>	<b>199.32</b>

### 19 Current Tax Assets (Net) (₹ in Lakhs)

Particulars	As at March 31, 2023	As at March 31,2022
<b>Advance Income Tax :</b>		
Advance Payment of Income Tax	Nil	Nil
Less: Provision for Income tax	Nil	Nil
<b>Total .....</b>	<b>Nil</b>	<b>Nil</b>

### 20 Other current assets (₹ in Lakhs)

Particulars	As at March 31, 2023	As at March 31,2022
<b>(Unsecured, Considered good unless otherwise stated)</b>		
Advances to Suppliers	209.94	257.24
Prepaid Expenses	193.58	92.81
Advance to employees	17.60	37.26
Balances with/amount receivable from Statutory authorities	699.07	1,189.53
Other receivables	Nil	Nil
<b>Total .....</b>	<b>1,120.19</b>	<b>1,576.84</b>

### 21 Equity Share Capital (₹ in Lakhs)

Particulars	As at March 31, 2023	As at March 31,2022
[i] Authorized Share Capital:		
3,20,00,000 (PY.3,20,00,000) Equity shares of face value of ₹ 10 each	3,200.00	3,200.00
[ii] Issued, Subscribed & Paid-up Capital:		
2,00,29,728 (PY.2,00,29,728) Equity shares of face value of ₹ 10 each fully paid	2,002.97	2,002.97
<b>Total .....</b>	<b>2,002.97</b>	<b>2,002.97</b>



## Notes to financial statement (Contd...)

for the year ended March 31, 2023

- (a) Reconciliation of the number of shares outstanding and the amount of share capital as at March 31, 2023 and March 31, 2022 is set out below:-

(₹ in Lakhs)

Particulars	As at March 31, 2023		As at March 31, 2022	
	No. of Shares	Amount	No. of Shares	Amount
Shares at the beginning	2,00,29,728	2,002.97	2,00,29,728	2,002.97
Addition	Nil	Nil	Nil	Nil
Deletion	Nil	Nil	Nil	Nil
Shares at the end	2,00,29,728	2,002.97	2,00,29,728	2,002.97

- (b) The details of shares holding more than 5% shares is set out below:-

Name of the Share holder	As at March 31, 2023		As at March 31, 2022	
	No. of Shares	% held	No. of Shares	% held
Munjai Mahendrabhai Patel	22,49,000	11.23%	18,32,000	9.15%
Ashish Rajanibhai Patel	15,04,802	7.51%	11,79,802	5.89%

- (c) Details in respect of shares held by promoters at the end of the year

Name of Promoter	As at March 31, 2023		As at March 31, 2022		% Change
	No. of Shares	% of total shares	No. of Shares	% of total shares	
Ashish Rajanibhai Patel	15,04,802	7.51%	11,79,802	5.89%	1.62%
Amar Arvindbhai Patel	Nil	0.00%	60,000	0.30%	-0.30%
Anand Arvinbhai Patel	2,82,000	1.41%	2,32,000	1.16%	0.25%
Arvindbhai Gulabdas Patel	1,11,000	0.55%	1,11,000	0.55%	0.00%
Bhagirathbhai Tribhovanbhai Patel	24,500	0.12%	24,500	0.12%	0.00%
Dharmistaben Hashmukhbhai Patel	65,003	0.32%	65,003	0.32%	0.00%
Dharmistaben Bhagirathbhai Patel	1,24,459	0.62%	1,24,710	0.62%	0.00%
Hansaben Arvindbhai Patel	1,77,200	0.88%	1,17,200	0.59%	0.30%
Hashmukhbhai Ishwarlal Patel	3,73,600	1.87%	3,73,600	1.87%	0.00%
Ishwarbhai Ambalal Patel	Nil	0.00%	51,150	0.26%	-0.26%
Jigar Hasmukhbhai Patel	86,200	0.43%	86,200	0.43%	0.00%
Kailashben Mahendrabhai Patel	4,80,000	2.40%	3,80,000	1.90%	0.50%
Kalpanaben Rajnibhai Patel	2,93,100	1.46%	2,93,100	1.46%	0.00%
Mahendrabhai Gulabdas Patel	6,75,000	3.37%	5,75,000	2.87%	0.50%

## Notes to financial statement (Contd...)

for the year ended March 31, 2023

Name of Promoter	As at March 31, 2023		As at March 31, 2022		% Change
	No. of Shares	% of total shares	No. of Shares	% of total shares	
Manguben I Patel	1,45,140	0.72%	93,800	0.47%	0.26%
Mansi Munjal Patel	2,00,000	1.00%	2,00,000	1.00%	0.00%
Meenaben Yogeshbhai Patel	354	0.00%	354	0.00%	0.00%
Mihirbhai Vithalbhai Patel	82,669	0.41%	82,669	0.41%	0.00%
Munjal Mahendrabhai Patel	22,49,000	11.23%	18,32,000	9.15%	2.08%
Nidhi Mahendrabhai Patel	54,000	0.27%	54,000	0.27%	0.00%
Aniruddh Hasmukhbhai Patel	86,200	0.43%	86,200	0.43%	0.00%
Nishitkumar Maheshbhai Patel	181,900	0.91%	181,900	0.91%	0.00%
Raj nibhai Gulabdas Patel	7,56,801	3.78%	7,56,801	3.78%	0.00%
Renukaben Maheshbhai Patel	1,73,400	0.87%	1,73,400	0.87%	0.00%
Shivani B. Shah	2,06,475	1.03%	2,06,475	1.03%	0.00%
Yogeshkumar Ishwerlal Patel	309	0.00%	309	0.00%	0.00%
Downtown Finance Pvt. Ltd.	1,06,000	0.53%	1,06,000	0.53%	0.00%
Downtown Travels LLP	4,75,000	2.37%	4,75,000	2.37%	0.00%
Sunmed Corporation LLP	5,00,000	2.50%	5,00,000	2.50%	0.00%
<b>TOTAL</b>	<b>94,14,112</b>	<b>47.00%</b>	<b>84,22,173</b>	<b>42.05%</b>	<b>4.95%</b>
<b>Total No. of Shares</b>	<b>2,00,29,728</b>		<b>2,00,29,728</b>		

(d) Rights, Preferences and Restrictions attached to equity shares

The company has only one type of equity share of ₹ 10 each listed on BSE & NSE. Each of the share holders has right give one vote per share. The company declares and pays dividend in Indian rupees. The dividend proposed by the Board of Director is subject to the approval of the shareholders in the Annual General Meeting. In the event of liquidation of the Company, the equity shareholders shall be entitled to proportionate share of their holding in the assets remaining after distribution of all preferential amounts.

(e) The Company has not reserved any share for issue under options and contracts or commitments for the sale of shares or disinvestment.

(f) The Company declares and pays dividends in Indian Rupees. The Dividend proposed by the Board of Director is subject to the approval of the shareholders in the ensuing Annual General Meeting.

(g) In the Period of five years immediately preceding 31st March, 2023

In FY.2021-22 on account of Amalgamation, the company had allotted 29,728 Shares to the eligible Share Holders of the transferor company as per the Order of Hon'ble National Company law Tribunal except that the company has not allotted any equity shares as fully paid up without payment being received in cash or as Bonus shares or Bought back any equity Shares. Further in the period of last five years the company has not forfeited any amount received on issue of Shares.

## Notes to financial statement (Contd...)

for the year ended March 31, 2023

### 22 Other Equity

(₹ in Lakhs)

Particulars	As at March 31, 2023	As at March 31,2022
<b>(a) Capital Reserve</b>		
Balance as per last financial Statement	(958.98)	(958.98)
Add: Addition during the year	Nil	Nil
<b>Closing Balance</b>	<b>(958.98)</b>	<b>(958.98)</b>
<b>(b) Equity Securities Premium</b>		
Balance as per last financial Statement	6,461.66	6,461.66
Add: Share premium received during the year	Nil	Nil
<b>Closing Balance</b>	<b>6,461.66</b>	<b>6,461.66</b>
<b>(c) General Reserve</b>		
Balance as per last financial Statement	973.72	923.72
Add: Transfer from Statement of Profit & Loss	50.00	50.00
<b>Closing Balance</b>	<b>1,023.72</b>	<b>973.72</b>
<b>(d) Retained Earnings</b>		
<b>Statement of Profit and Loss:</b>		
Balance as per last financial Statement	34,826.34	28,240.85
Add : Profit for the year	7,289.94	6,935.49
Less: Transfer to General reserve	(50.00)	(50.00)
Less: Final Dividend Paid	(300.45)	(300.00)
<b>Net Surplus in the statement of profit and loss (i)</b>	<b>41,765.83</b>	<b>34,826.34</b>
<b>Other Comprehensive Income:</b>		
Balance as per last financial Statement	(17.98)	(30.98)
Add: Remeasurement of Defined benefit plans (including deferred tax)	(29.78)	13.00
<b>Net Surplus in the statement of other comprehensive income (ii)</b>	<b>(47.76)</b>	<b>(17.98)</b>
<b>Total Retained Earnings (i + ii)</b>	<b>41,718.06</b>	<b>34,808.36</b>
<b>Total .....</b>	<b>48,244.47</b>	<b>41,284.76</b>

**Capital Reserve:** Capital reserve was realised in cash and further created on amalgamation of company and can be utilised by the company as per provisions of the Companies Act, 2013.

**General Reserve:** General reserve is created from time to time by transfer of profits from retained earnings. It does not include any item which is transferred from other comprehensive income or equity component of financial instruments. General Reserve can be utilized by the company for distribution to its equity shareholders of the company.

**Equity Security Premium:** The amount received in excess of face value of the equity shares is recognized in equity security premium. Being realized in cash, the same can be utilized by the company as per provisions of the Companies Act, 2013.

**Retained earnings:** Retained earnings can be utilized by the company for distribution to its equity shareholders of the company. The amount that can be distributed by the Company as dividends to its equity shareholders is determined based on the requirements of the Companies Act, 2013. Thus, the amounts reported above are not distributable in entirety.

## Notes to financial statement (Contd...)

for the year ended March 31, 2023

### 23 Other Non Current Financial Liabilities (₹ in Lakhs)

Particulars	As at March 31, 2023	As at March 31, 2022
Trade Deposits	472.12	453.91
<b>Total .....</b>	<b>472.12</b>	<b>453.91</b>

### 24 Deferred Tax Liabilities (Net) (₹ in Lakhs)

Particulars	As at March 31, 2023	As at March 31, 2022
<b>Deferred Tax Liabilities</b>		
Time difference of depreciation as per Income Tax Act and Company Law on Property, Plant and Equipment and Intangible Assets	715.79	631.84
Time difference of Notional Gain of Mutual Fund	148.83	60.77
<b>Total Deferred Tax Liabilities</b>	<b>864.62</b>	<b>692.61</b>
<b>Deferred Tax Assets</b>		
Unpaid Liabilities Allowable under Income Tax Act, 1961 in succeeding years u/s 43B on Payment basis	29.50	0.45
Allowance for Expected Credit Losses	37.91	42.38
Allowable under Income Tax Act, 1961 in succeeding years u/s 35DD	3.16	4.33
<b>Total Deferred Tax Assets</b>	<b>70.57</b>	<b>47.16</b>
<b>Net Deferred Tax Liability</b>	<b>794.05</b>	<b>645.45</b>

(₹ in Lakhs)

Movements in Deferred Tax Liabilities	Time difference of depreciation as per Income Tax Act and Company Law on Property, Plant and Equipment and Intangible Assets	Time difference of Notional Gain of Mutual Fund	Unpaid Liabilities Allowable under Income Tax Act, 1961 in succeeding years u/s 43B on Payment basis	Allowance for Expected Credit Losses	Allowable under Income Tax Act, 1961 in succeeding years u/s 35DD
<b>At April 01, 2021*</b>	<b>(645.57)</b>	<b>Nil</b>	<b>23.02</b>	<b>53.50</b>	<b>Nil</b>
Charged/(credited):					
- to profit and loss	13.73	(60.77)	(18.20)	(11.12)	4.33
- to other comprehensive income	Nil	Nil	(4.37)	Nil	Nil
<b>At March 31, 2022*</b>	<b>(631.84)</b>	<b>(60.77)</b>	<b>0.45</b>	<b>42.38</b>	<b>4.33</b>
Charged/(credited):					
- to profit and loss	(83.95)	(88.06)	19.04	(4.47)	(1.17)
- to other comprehensive income	Nil	Nil	10.01	Nil	Nil
<b>At March 31, 2023 *</b>	<b>(715.79)</b>	<b>(148.83)</b>	<b>29.50</b>	<b>37.91</b>	<b>3.16</b>

\* Figures in bracket denotes deferred tax liability.

## Notes to financial statement (Contd...)

for the year ended March 31, 2023

### 25 Current Borrowings (₹ in Lakhs)

Particulars	As at March 31, 2023	As at March 31,2022
<b>Unsecured Borrowing</b>		
From Realted Party	199.72	204.36
<b>Total .....</b>	<b>199.72</b>	<b>204.36</b>

### 26 Trade payables (₹ in Lakhs)

Particulars	As at March 31, 2023	As at March 31,2022
Payable to Micro and Small Enterprise	459.44	1,361.33
Payable to others	4,641.81	5,781.38
<b>Total .....</b>	<b>5,101.25</b>	<b>7,142.71</b>

(₹ in Lakhs)

Outstanding as on 31/03/2023	MSME Trade Payables		Other than MSME	
Ageing	Disputed	Undisputed	Disputed	Undisputed
Not Due	Nil	457.77	Nil	4,582.99
Outstanding Less than 1 Years	Nil	1.49	Nil	37.26
Outstanding between 1 year to 2 Years	Nil	Nil	Nil	7.21
Outstanding between 2 year to 3 Years	Nil	Nil	Nil	6.11
Outstanding More than 3 Years	Nil	0.18	Nil	8.24
<b>Total</b>	<b>Nil</b>	<b>459.44</b>	<b>Nil</b>	<b>4,641.81</b>

(₹ in Lakhs)

Outstanding as on 31/03/2022	MSME Trade Payables		Other than MSME	
Ageing	Disputed	Undisputed	Disputed	Undisputed
Not Due	Nil	1,321.61	Nil	5,642.18
Outstanding Less than 1 Years	Nil	38.19	Nil	96.57
Outstanding between 1 year to 2 Years	Nil	Nil	Nil	29.40
Outstanding between 2 year to 3 Years	Nil	1.53	Nil	9.23
Outstanding More than 3 Years	Nil	Nil	Nil	4.00
<b>Total</b>	<b>Nil</b>	<b>1,361.33</b>	<b>Nil</b>	<b>5,781.38</b>

- (i) 'Under the Micro, Small and Medium Enterprises Development Act, 2006, (MSMED) which came in to force from 02.10.2006, certain disclosures are required to be made relating to Micro, Small and Medium enterprises. On the basis of the information and records available with management, outstanding dues to the Micro and Small enterprise as defined in the MSMED Act, 2006 are disclosed as below:

## Notes to financial statement (Contd...)

for the year ended March 31, 2023

(₹ in Lakhs)

Particulars	As at March 31, 2023	As at March 31,2022
a) The Principal amount remaining unpaid to Micro and Small enterprise supplier as at the year end	459.44	1,361.33
b) Interest due thereon	Nil	Nil
c) Amount of interest paid by the Company in terms of section 16 of MSMED Act	Nil	Nil
d) Amount of interest due and payable for the period of delay in making payment (which have been paid but beyond the appointed day during the year) but without adding the interest specified under the MSMED 2006	Nil	Nil
e) Amount of interest accrued and remaining unpaid at the end of accounting year	Nil	Nil
f) the amount of further interest remaining due and payable even in the succeeding years, until such date when the interest dues above are actually paid to the small enterprise for the purpose of disallowance of a deductible expenditure under section 23 of Micro, Small and Medium Enterprise Development Act, 2006.	Nil	Nil

Disclosure of payable to vendors as defined under the "Micro, Small and Medium Enterprise Development Act, 2006" is based on the information available with the Company regarding the status of registration of such vendors under the said Act, as per the intimation received from them on requests made by the Company and the same has been relied by the Auditor.

### 27 Other Current Financial Liabilities

(₹ in Lakhs)

Particulars	As at March 31, 2023	As at March 31,2022
Creditors for Property, Plant & Equipment	583.42	255.77
Employee Benefit Payable	612.84	588.24
Unpaid dividend	16.92	17.69
<b>Total .....</b>	<b>1,213.18</b>	<b>861.70</b>

### 28 Other Current Liabilities

(₹ in Lakhs)

Particulars	As at March 31, 2023	As at March 31,2022
Advance Received from Customer	82.07	10.98
Other Statutory dues	127.12	111.37
<b>Total .....</b>	<b>209.19</b>	<b>122.35</b>

### 29 Current Provisions

(₹ in Lakhs)

Particulars	As at March 31, 2023	As at March 31,2022
Provision for Gratuity (Refer Note. 44)	74.49	1.78
Provision for Non Salable Sales Return	328.38	264.04
<b>Total .....</b>	<b>402.87</b>	<b>265.82</b>

## Notes to financial statement (Contd...)

for the year ended March 31, 2023

### Movement in Provision for Non Salable Sales Return

(₹ in Lakhs)

Particulars	As at March 31, 2023	As at March 31,2022
Opening Balance	264.04	202.10
Add: Provision during the year	328.38	264.04
Less: Reversal/utilised during the year	264.04	202.10
<b>Total .....</b>	<b>328.38</b>	<b>264.04</b>

### 30 Current Tax Liabilities (Net)

(₹ in Lakhs)

Particulars	As at March 31, 2023	As at March 31,2022
Provision For Income tax	2,472.50	2,449.55
Less: Advance Payment of Income Tax	(2,386.81)	(2,022.10)
<b>Total .....</b>	<b>85.69</b>	<b>427.45</b>

### 31 Revenue from operation

(₹ in Lakhs)

Particulars	Year Ended March 31, 2023	Year Ended March 31, 2022
<b>Sale of Products:</b>		
Finished Goods	49,750.61	46,098.50
<b>Sale of services:</b>		
Job Work Charges	430.75	558.17
Product Development Income	314.11	158.89
<b>Other Operating Revenue:</b>		
Export Incentive	448.92	330.95
Scrap Sales	86.49	61.38
	<b>535.41</b>	<b>392.33</b>
<b>Total .....</b>	<b>51,030.88</b>	<b>47,207.89</b>

#### (a) Reconciliation of Revenue recognized in the statement of profit and loss with the Contracted price :-

(₹ in Lakhs)

Particulars	Year Ended March 31, 2023	Year Ended March 31, 2022
Gross Revenue	52,829.18	49,322.15
	52,829.18	49,322.15
Less: Rebate & Discount etc	2,247.22	2,445.21
<b>Revenue recognized from Contract with Customers</b>	<b>50,581.96</b>	<b>46,876.94</b>

## Notes to financial statement (Contd...)

for the year ended March 31, 2023

### (b) Reconciliation of Revenue from operation with Revenue from contracts with Customers :- (₹ in Lakhs)

Particulars	Year Ended March 31, 2023	Year Ended March 31, 2022
Revenue from operation	51,030.88	47,207.89
Less: Export incentive	448.92	330.95
<b>Revenue from contracts with Customers</b>	<b>50,581.96</b>	<b>46,876.94</b>

### 32 Other Income (₹ in Lakhs)

Particulars	Year Ended March 31, 2023	Year Ended March 31, 2022
<b>Interest Income:</b>		
Interest from bank	134.92	50.40
Interest from others	482.19	452.44
Share of profit from subsidiaries	5.40	Nil
Gain on fair valuation of Current Investments	438.15	265.60
Gain on sale of Current Investments	75.31	95.57
MTM gain on forward contracts	Nil	7.18
Reversal of Expected Credit loss	17.76	17.43
Foreign Exchange Gain (Net)	1,087.02	111.15
Profit on sale of Property, Plant & Equipment	7.60	Nil
<b>Total .....</b>	<b>2,248.35</b>	<b>999.77</b>

### 33 Cost of Materials Consumed (₹ in Lakhs)

Particulars	Year Ended March 31, 2023	Year Ended March 31, 2022
<b>Raw Material</b>		
Inventory at the beginning of the year	2,701.77	1,750.59
Add: Purchase	10,864.65	11,911.49
Less: Inventory at the end of the year	2,063.27	2,701.77
<b>Cost of Consumption of Raw Material</b>	<b>11,503.15</b>	<b>10,960.31</b>
<b>Packing Materials</b>		
Inventory at the beginning of the year	981.74	676.83
Add: Purchase	6,139.51	5,192.11
Less: Inventory at the end of the year	924.88	981.74
<b>Cost of Consumption of Packing Materials</b>	<b>6,196.37</b>	<b>4,887.20</b>
<b>Total .....</b>	<b>17,699.52</b>	<b>15,847.51</b>



## Notes to financial statement (Contd...)

for the year ended March 31, 2023

### 34 Purchase of Stock in Trade (₹ in Lakhs)

Particulars	Year Ended March 31, 2023	Year Ended March 31, 2022
Purchase of stock in trade	6,864.12	7,367.12
<b>Total .....</b>	<b>6,864.12</b>	<b>7,367.12</b>

### 35 Change In Inventories Of Finished Goods, Work In Progress And Stock In Trade (₹ in Lakhs)

Particulars	Year Ended March 31, 2023	Year Ended March 31, 2022
<b>Stock in trade</b>		
Stock at the Beginning of the financial year	1,150.86	879.94
Stock at the End of the financial year	1,524.43	1,150.86
	<b>(373.57)</b>	<b>(270.92)</b>
<b>Finished Goods</b>		
Stock at the Beginning of the financial year	1,567.67	801.20
Stock at the End of the financial year	1,572.67	1,567.67
	<b>(5.00)</b>	<b>(766.47)</b>
<b>Work in Progress</b>		
Stock at the Beginning of the financial year	872.16	552.72
Stock at the End of the financial year	917.54	872.16
	<b>(45.38)</b>	<b>(319.44)</b>
<b>Summary</b>		
Stock at the Beginning of the financial year	3,590.69	2,233.86
Stock at the End of the financial year	4,014.64	3,590.69
<b>Change in inventory</b>	<b>(423.95)</b>	<b>(1,356.83)</b>

### 36 Employee Benefit Expense (₹ in Lakhs)

Particulars	Year Ended March 31, 2023	Year Ended March 31, 2022
Salary, Wages & Bonus	8,757.91	7,518.10
Contribution to Provident Fund & Other Funds	343.33	282.62
Staff welfare Expenses	214.71	170.78
<b>Total .....</b>	<b>9,315.95</b>	<b>7,971.50</b>

Refer Note. 44 for the disclosure of Ind AS 19 in respect of Long term benefits payable to Employees recognised in financial statement.

## Notes to financial statement (Contd...)

for the year ended March 31, 2023

### 37 Finance Costs

(₹ in Lakhs)

Particulars	Year Ended March 31, 2023	Year Ended March 31, 2022
Interest to bank	54.07	33.83
Interest to others	109.69	58.16
Other Borrowing Cost	39.13	53.10
<b>Total .....</b>	<b>202.89</b>	<b>145.09</b>

### 38 Depreciation And Amortization Expense

(₹ in Lakhs)

Particulars	Year Ended March 31, 2023	Year Ended March 31, 2022
Depreciation on Property, Plant & Equipment	903.32	793.13
Depreciation on Right of use Assets	2.16	2.16
Depreciation on Intangible Assets	11.13	13.50
<b>Total .....</b>	<b>916.61</b>	<b>808.79</b>

### 39 Other Expenses

(₹ in Lakhs)

Particulars	Year Ended March 31, 2023	Year Ended March 31, 2022
Power and Fuel	1,025.42	833.10
Labour Charges	1,156.62	1,017.48
Loading & Unloading Charges	7.88	6.22
Stores And Spares Consumption	169.08	120.56
Factory Expenses	128.21	142.95
Laboratory & Testing Charges	486.58	430.46
<b>Repairs &amp; Maintenance:</b>		
Building	112.67	65.86
Machinery	20.77	43.83
Other assets	301.46	224.80
	<b>434.90</b>	<b>334.49</b>
Loss On Sales Of Property, Plant & Equipments	Nil	12.95
Loss on sale of export license	32.59	0.13
Computer Expense	66.53	45.34
Rent	17.02	94.45
Rate & Taxes	290.20	329.99

## Notes to financial statement (Contd...)

for the year ended March 31, 2023

Particulars	Year Ended March 31, 2023	Year Ended March 31, 2022
Auditors' Remuneration (Refer Note 49)	8.00	11.50
Legal and Registration Expense	494.48	648.00
Professional & Consulting Fees	1,370.95	1,038.11
Conveyance & Vehicle Expense	91.15	75.35
Travelling Expense	490.23	212.11
Transportation Expense	108.31	258.37
Donation	27.40	16.24
Insurance	62.71	84.16
Office Expense	50.87	50.25
Post & Telephone Expense	54.53	80.79
Stationery, Printing & Xerox	63.12	42.50
Security Expense	50.05	43.68
CSR Expense (Refer Note 54)	153.13	148.49
MTM Loss on Fair Valuation of Derivative contracts	12.85	Nil
Advertisement Expense	115.68	6.04
Sales Promotion & Marketing Expense	365.17	379.00
Sales Commission Expense	1,106.66	1,178.70
Bad debt Written off	Nil	70.08
Share of Loss from subsidiary	Nil	0.32
Selling & Marketing Expense	216.59	117.99
Miscellaneous Expense	1.65	1.78
<b>Total .....</b>	<b>8,658.56</b>	<b>7,831.58</b>

#### 40 Income tax recognized in profit and loss

(₹ in Lakhs)

Particulars	Year Ended March 31, 2023	Year Ended March 31, 2022
Current tax	2,472.50	2,449.55
Short/(Excess) Provision Tax	124.48	135.83
	2,596.98	2,585.38
Deferred tax liability / (assets)	158.61	72.03
	158.61	72.03
<b>Total .....</b>	<b>2,755.59</b>	<b>2,657.41</b>

## Notes to financial statement (Contd...)

for the year ended March 31, 2023

### Income tax reconciliation (₹ in Lakhs)

Particulars	Year Ended March 31, 2023	Year Ended March 31, 2022
<b>Profit before tax</b>	10,005.74	9,610.27
Tax expenses reported during the year	2,755.59	2,657.41
Income tax expenses calculated at 25.168% (PY.25.168%)	2,518.24	2,418.71
<b>Difference</b>	<b>237.35</b>	<b>238.70</b>
Permanent disallowances	82.34	86.34
Income not taxable under Income Tax Act	Nil	Nil
Tax benefit available under Income Tax Act	Nil	Nil
Short/(Excess) Provision of Income Tax of earlier year	124.48	135.83
Adjustment of current tax of prior years	6.00	22.10
Due to Other Comprehensive Income	10.01	(4.37)
Others	14.52	(1.20)
<b>Total .....</b>	<b>237.35</b>	<b>238.70</b>

### 41 Statement of Other Comprehensive Income (₹ in Lakhs)

Particulars	Year Ended March 31, 2023	Year Ended March 31, 2022
<b>(i) Items that will not be reclassified to profit and loss</b>		
<b>Remeasurement of defined benefit plans</b>		
Actuarial gain/(loss)	(39.79)	17.37
<b>(ii) Income tax relating to these items that will not be reclassified to profit and loss</b>		
Deferred tax impact on actuarial gain/(loss)	10.01	(4.37)
<b>Total .....</b>	<b>(29.78)</b>	<b>13.00</b>

### 42 Capital Commitment

Details of outstanding capital commitments are as under: (₹ in Lakhs)

Particulars	As at March 31, 2023	As at March 31, 2022
Estimated amount of contracts remaining to be executed on capital account and not provided for	398.25	532.07
Advance paid against such contracts	153.76	308.27
<b>Net outstanding commitment</b>	<b>244.49</b>	<b>223.80</b>

## Notes to financial statement (Contd...)

for the year ended March 31, 2023

### 43. Contingent Liabilities

(₹ in Lakhs)

Particulars	As at March 31, 2023	As at March 31, 2022
Income Tax demands disputed in appeal by the Company / Income Tax Authorities. Against which amount of Rs.Nil (PY. Nil) been deposited by the company	23.10	23.10

### 44. Details of Employee Benefits:

#### (a) Defined Contribution Plans

The Company offers its employees benefits under defined contribution plans in the form of provident fund. Provident fund cover substantially all regular employees which are on payroll of the company. Both the employees and the Company pay predetermined contributions into the provident fund and approved superannuation fund. The contributions are normally based on a certain proportion of the employee's salary and are recognised in the Statement of Profit and Loss as incurred.

A sum of ₹ 49.62 Lakhs (March 31, 2022: ₹ 40.11 Lakhs) has been charged to the Statement of Profit and Loss in respect of this plan.

#### (b) Defined Benefit Plan - Gratuity:

The Company has a defined benefit gratuity plan. Every employee who has completed five years or more of service gets a gratuity on departure at 15 days salary (last drawn salary) for each completed year of service. The scheme is funded with Life Insurance Corporation of India in the form of a qualifying insurance policy.

The fund is managed by a trust which is governed by the Board of Trustees. The Board of Trustees are responsible for the administration of the plan assets and for the definition of the investment strategy.

The following table summarizes the components of net benefit expense recognized in the Statement of Profit and Loss and the funded status and the amounts recognized in the Balance Sheet for the plan:

#### A. Expenses Recognized during the period

(₹ in Lakhs)

Particulars	Gratuity	
	Year Ended March 31, 2023	Year Ended March 31, 2022
In Income Statement	49.62	40.11
In Other Comprehensive (Income) / loss	39.79	(17.37)
<b>Total Expenses Recognized</b>	<b>89.41</b>	<b>22.74</b>

#### A1. Expenses Recognized in the Income Statement

(₹ in Lakhs)

Particulars	Gratuity	
	Year Ended March 31, 2023	Year Ended March 31, 2022
Current Service Cost	51.33	40.99
Past Service Cost	Nil	Nil
Loss / (Gain) on settlement	Nil	Nil
Net Interest Cost	(1.71)	(0.88)
<b>Expenses Recognized in the Statement of Profit and Loss</b>	<b>49.62</b>	<b>40.11</b>

## Notes to financial statement (Contd...)

for the year ended March 31, 2023

### A2. Other Comprehensive Income (₹ in Lakhs)

Particulars	Gratuity	
	Year Ended March 31, 2023	Year Ended March 31, 2022
Actuarial (gains) / losses on Obligation for the period		
Due to Change in Financial Assumptiosns	(8.55)	(13.82)
Due to Change in Demographic Assumption	Nil	(0.13)
Due to Experience Adjustments	42.51	(7.62)
Return on plan assets, excluding amount recognized in net interest expense	5.83	4.20
<b>Components of defined benefit expense / (Income) recognized in other comprehensive income</b>	<b>39.79</b>	<b>(17.37)</b>

### B. Net Liability recognized in the balance sheet (₹ in Lakhs)

Particulars	As at March 31, 2023	As at March 31, 2022
Present Value of Obligation	(427.40)	(332.63)
Fair value of plan assets	352.91	330.85
Surplus / (Deficit)	(74.49)	(1.78)
<b>Net (Liability) recognized in the Balance sheet</b>	<b>(74.49)</b>	<b>(1.78)</b>

### B1. Changes in the Present value of Obligation (₹ in Lakhs)

Particulars	As at March 31, 2023	As at March 31, 2022
Present Value of Obligation as at the beginning	332.63	302.11
Current Service Cost	51.33	40.99
Interest Expense or Cost	22.22	19.31
<b>Re-measurement (or Actuarial) (gain) / loss arising from:</b>		
- change in financial assumptions	(8.55)	(13.82)
- change in demographic assumptions	Nil	(0.13)
- experience variance	42.51	(7.62)
Past Service Cost		
Benefits Paid Directly from Employer	Nil	Nil
Benefit Paid from the Fund	(12.74)	(8.21)
<b>Present Value of Obligation as at the end of the year</b>	<b>427.40</b>	<b>332.63</b>

## Notes to financial statement (Contd...)

for the year ended March 31, 2023

### B2. Changes in the Fair Value of Plan Assets

(₹ in Lakhs)

Particulars	As at March 31, 2023	As at March 31, 2022
Fair value of Plan Assets at the beginning of the year	330.85	286.12
Interest Income	23.93	20.19
Contribution by Employer	16.70	36.95
(Benefit paid from the Fund)	(12.74)	(8.21)
Return on Plan Assets, Excluding Interest Income	(5.83)	(4.20)
<b>Fair Value of Plan Assets at the end of the year</b>	<b>352.91</b>	<b>330.85</b>

### C. Actuarial Assumptions

Particulars	As at March 31, 2023	As at March 31, 2022
Discount Rate	7.45%	7.25%
Expected rate of salary increase	5.50%	5.50%
Mortality	Indian Assured Lives Mortality (2012-14) Table	Indian Assured Lives Mortality (2012-14) Table
Withdrawal Rates	20% at lower service reducing to 2% at Higher Service	20% at lower service reducing to 2% at Higher Service
Retirement Age	58 Years	58 Years

### D. Sensitivity Analysis

(₹ in Lakhs)

Particulars	Gratuity	
	Year Ended March 31, 2023	Year Ended March 31, 2022
Defined Benefit Obligation (Base)	427.40	332.63

(₹ in Lakhs)

Particulars	Year Ended March 31, 2023		Year Ended March 31, 2022	
	Decrease by	Increase by	Decrease by	Increase by
Discount Rate (- / + 1%) (% change compared to base due to sensitivity)"	473.17	388.63	369.04	301.85
(% Change)	10.71%	-9.07%	10.94%	-9.26%
Salary Growth Rate (- / + 1%) (% change compared to base due to sensitivity)	387.63	472.58	301.13	368.21
(% Change)	-9.31%	10.57%	-9.47%	10.70%
Withdrawal rate (W.R.) (- / + 10%) (% change compared to base due to sensitivity)	427.50	427.31	332.69	332.57
(% Change)	0.02%	-0.02%	0.02%	-0.02%

## Notes to financial statement (Contd...)

for the year ended March 31, 2023

### E. Maturity Profile of Project Benefit Obligation

Particulars	Gratuity	
	As at March 31, 2023	As at March 31, 2022
Weighted average duration (based on discounted cash flows)	11	12

(₹ in Lakhs)

Expected cash out flows over the next (valued on undiscounted basis):	Gratuity	
	As at March 31, 2023	As at March 31, 2022
1 year	69.55	52.28
2 to 5 years	85.60	66.79
6 to 10 years	140.30	100.58

### F. Characteristics of defined benefit plans and risks associated with them:

Valuation of defined benefit plan are performed on certain basic set of pre-determined assumptions and other regulatory framework which may vary over time. Thus, the Company is exposed to various risks in providing the above benefit plans which are as follows:

- a. **Interest Rate Risk:** A fall in the discount rate which is linked to the G.Sec. Rate will increase the present value of the liability requiring higher provision. A fall in the discount rate generally increases the mark to market value of the assets depending on the duration of asset.
- b. **Salary Escalation Risk:** The present value of the defined benefit plan liability is calculated by reference to the future salaries of members. As such, an increase in the salary of the members more than assumed level will increase the plan's liability.
- c. **Investment Risk:** The present value of the defined benefit plan liability is calculated using a discount rate which is determined by reference to market yields at the end of the reporting period on government bonds. If the return on plan asset is below this rate, it will create a plan deficit. Currently, for the plan in India, it has a relatively balanced mix of investments in government securities, and other debt instruments.

## 45. Segment Reporting

The Company's management, consisting of the managing director, the chief financial officer and other key managerial personnel for corporate planning, monitors the operating results of the below business segments separately for the purpose of making decisions about resource allocation and performance assessment and accordingly, based on the principles for determination of segments given in Indian Accounting Standard 108 "Operating Segments" and in the opinion of management the Company is primarily engaged in the business of "Pharmaceutical Products". All other activities of the Company revolve around the main business and as such there is no separate reportable business segment.

The Geographic details of revenue and Non Current Assets are as under: (₹ in Lakhs)

Particulars	India	Rest of World	Total	Year
Segment Revenues	21,720.35	29,310.53	51,030.88	For 2022-23
	20,431.00	26,776.89	47,207.89	For 2021-22
Segment Assets	22,025.74	Nil	22,025.74	As at 31/03/2023
	18,155.75	Nil	18,155.75	As at 31/03/2022



## Notes to financial statement (Contd...)

for the year ended March 31, 2023

(iii) Details of customer contributing 10% or more of total revenue : (₹ in Lakhs)

Particulars	Year Ended March 31, 2023	Year Ended March 31, 2022
No. of customers contributing 10% or more of total revenue (individually)	1	1
Amount of revenue	7,591.52	8,530.83
% of total revenue	14.25%	17.70%

### 46 Fair Value Measurements

Financial instrument by category and their fair value (₹ in Lakhs)

As at March 31, 2023	Note Refer- ence	Carrying Amount			Fair Value (only those items which are recognised at FVTPL / FVTOCI)					
		FVTPL	FVTOCI	Amortised Cost	Total	Level 1	Level 2	Level 3	Total	
<b>Financial Assets</b>										
Investments										
Non Current	8	Nil	Nil	5.26	5.26	Nil	Nil	Nil	Nil	
Current	13	9,132.62	Nil	Nil	9,132.62	Nil	9,132.62	Nil	9,132.62	
Non Current Loans	9	Nil	Nil	5,931.15	5,931.15	Nil	Nil	Nil	Nil	
Current Loans	17	Nil	Nil	2,322.59	2,322.59	Nil	Nil	Nil	Nil	
Trade Receivables	14	Nil	Nil	13,546.63	13,546.63	Nil	Nil	Nil	Nil	
Cash and Cash Equivalents	15	Nil	Nil	458.07	458.07	Nil	Nil	Nil	Nil	
Other Bank Balances	16	Nil	Nil	2,926.76	2,926.76	Nil	Nil	Nil	Nil	
Other Non Current financial assets	10	Nil	Nil	103.66	103.66	Nil	Nil	Nil	Nil	
Other Current Financial Assets	18	2.64	Nil	187.48	190.12	Nil	Nil	2.64	2.64	
<b>Total Financial Assets</b>		<b>9,135.26</b>	<b>Nil</b>	<b>25,481.60</b>	<b>34,616.86</b>	<b>Nil</b>	<b>9,132.62</b>	<b>2.64</b>	<b>9,135.26</b>	
<b>Financial Liabilities</b>										
Borrowings										
Non Current		Nil	Nil	Nil	Nil	Nil	Nil	Nil	Nil	
Current	25	Nil	Nil	199.72	199.72	Nil	Nil	Nil	Nil	
Other Financial Liabilities										
Non Current	23	Nil	Nil	472.12	472.12	Nil	Nil	Nil	Nil	
Current	27	Nil	Nil	1,213.18	1,213.18	Nil	Nil	Nil	Nil	
Trade Payables	26	Nil	Nil	5,101.25	5,101.25	Nil	Nil	Nil	Nil	
<b>Total Financial Liabilities</b>		<b>Nil</b>	<b>Nil</b>	<b>6,986.27</b>	<b>6,986.27</b>	<b>Nil</b>	<b>Nil</b>	<b>Nil</b>	<b>Nil</b>	

## Notes to financial statement (Contd...)

for the year ended March 31, 2023

(₹ in Lakhs)

As at March 31, 2022	Note Reference	Carrying Amount			Fair Value (only those items which are recognised at FVTPL / FVTOCI)				
		FVTPL	FVTOCI	Amortised Cost	Total	Level 1	Level 2	Level 3	Total
<b>Financial Assets</b>									
Investments									
Non Current	8	Nil	Nil	5.26	5.26	Nil	Nil	Nil	Nil
Current	13	9,680.60	Nil	Nil	9,680.60	Nil	9,680.60	Nil	9,680.60
Non Current Loans	9	Nil	Nil	2,684.05	2,684.05	Nil	Nil	Nil	Nil
Current Loan	17	Nil	Nil	3,177.73	3,177.73	Nil	Nil	Nil	Nil
Trade Receivables	14	Nil	Nil	11,503.75	11,503.75	Nil	Nil	Nil	Nil
Cash and Cash Equivalents	15	Nil	Nil	656.76	656.76	Nil	Nil	Nil	Nil
Other Bank Balances	16	Nil	Nil	1,186.53	1,186.53	Nil	Nil	Nil	Nil
Other Non Current financial assets	10	Nil	Nil	215.24	215.24	Nil	Nil	Nil	Nil
Other Current Financial Assets	18	15.49	Nil	183.83	199.32	Nil	Nil	15.49	15.49
<b>Total Financial Assets</b>		<b>9,696.09</b>	<b>Nil</b>	<b>19,613.15</b>	<b>29,309.24</b>	<b>Nil</b>	<b>9,680.60</b>	<b>15.49</b>	<b>9,696.09</b>
<b>Financial Liabilities</b>									
Borrowings									
Non Current		Nil	Nil	Nil	Nil	Nil	Nil	Nil	Nil
Current	25	Nil	Nil	204.36	204.36	Nil	Nil	Nil	Nil
Other Financial Liabilities									
Non Current	23	Nil	Nil	453.91	453.91	Nil	Nil	Nil	Nil
Current	27	Nil	Nil	861.70	861.70	Nil	Nil	Nil	Nil
Trade Payables	26	Nil	Nil	7,142.71	7,142.71	Nil	Nil	Nil	Nil
<b>Total Financial Liabilities</b>		<b>Nil</b>	<b>Nil</b>	<b>8,662.68</b>	<b>8,662.68</b>	<b>Nil</b>	<b>Nil</b>	<b>Nil</b>	<b>Nil</b>

The above fair value hierarchy explains the judgements and estimates made in determining the fair values of the financial instruments that are (a) recognised and measured at fair value and (b) measured at amortised cost for which fair values are disclosed in the financial statements. To provide the indication about the reliability of the inputs used in determining fair value, the Company has classified its financial instruments in to three levels prescribed is as under:

Level 1 - Quoted prices (unadjusted) in active markets for identical assets or liabilities

Level 2 - Inputs other than quoted prices included within Level 1 that are observable for the asset or liability, either directly (i.e. as prices) or indirectly (i.e. derived from prices)

Level 3 - Inputs for the assets or liabilities that are not based on observable market data (unobservable inputs)

There were no transfers between the levels during the year

## Notes to financial statement (Contd...)

for the year ended March 31, 2023

### Valuation process

The finance department of the Company includes a team that performs the valuations of financial assets and liabilities required for financial reporting purposes, including level 3 fair values. The fair valuation of level 1 and level 2 classified assets and liabilities are readily available from the quoted prices in the open market and rates available in secondary market respectively.

The carrying amount of trade receivable, trade payable, cash and bank balances, short term loans and advances, statutory/receivable, short term borrowing, employee dues are considered to be the same as their fair value due to their short-term nature.

### 47 Financial risk management

The Company's activities expose it to a variety of financial risks, including credit risk, market risk and liquidity risk. The Company's primary risk management focus is to minimize potential adverse effects of market risk on its financial performance. The Company's risk management assessment and policies and processes are established to identify and analyse the risks faced by the Company, to set appropriate risk limits and controls, and to monitor such risks and compliance with the same.

The Company's risk management is governed by policies and approved by the board of directors. Company's identifies, evaluates and hedges financial risks in close co-operation with the Company's operating units. The company has policies for overall risk management, as well as policies covering specific areas, such as foreign exchange risk, interest rate risk, credit risk, use of derivative financial instruments and non-derivative financial instruments.

The Company's board of directors has overall responsibility for the establishment and oversight of the Company's risk management framework. The Company manages market risk through a treasury department, which evaluates and exercises independent control over the entire process of market risk management. The treasury department recommends risk management objectives and policies, which are approved by Board of Directors. The activities of this department include management of cash resources, borrowing strategies, and ensuring compliance with market risk limits and policies.

The Company's risk management policies are established to identify and analyse the risks faced by the Company, to set appropriate risk limits and controls and to monitor risks and adherence to limits. Risk management policies and systems are reviewed regularly to reflect changes in market conditions and the Company's activities. The Company, through its training and management standards and procedures, aims to maintain a disciplined and constructive control environment in which all employees understand their roles and obligations.

The audit committee oversees how management monitors compliance with the company's risk management policies and procedures, and reviews the adequacy of the risk management framework in relation to the risks faced by the Company. The audit committee is assisted in its oversight role by internal audit. Internal audit undertakes both regular and ad hoc reviews of risk management controls and procedures, the results of which are reported to the audit committee.

#### I Credit Risk

Credit risk refers to the risk that a counterparty will default on its contractual obligations resulting in financial loss to the Company. The Company is exposed to credit risk from its operating activities (primarily trade receivables), Loans, cash and cash equivalents and other financial instruments.

Customer credit risk is managed by each business unit subject to the Company's established policy, procedures and control relating to the customer credit risk management. Outstanding customer receivables are regularly monitored and taken up on case to case basis. The Company has adopted a policy of dealing with creditworthy counterparties and obtaining sufficient collateral, where appropriate, as a means of mitigating the risk of financial loss from defaults. The Company's exposure and the credit scores of its counterparties are continuously monitored. Credit exposure is controlled by counterparty limits that are reviewed and approved by the management team on a regular basis. The Company evaluates the concentration of risk with respect to trade receivables as low, as its customers are located in several jurisdictions representing large number of minor receivables operating in largely independent markets.

## Notes to financial statement (Contd...)

for the year ended March 31, 2023

Credit risk is the risk of financial loss to the Company if a customer or counterparty to a financial instrument fails to meet its contractual obligations, and arises principally from the Company's receivables from customers. Credit risk is managed through credit approvals, establishing credit limits, and continuously monitoring the creditworthiness of customers to which the Company grants credit terms in the normal course of business. The history of trade receivables shows a negligible provision for bad and doubtful debts. The Company establishes an allowance for doubtful debts and impairment that represents its estimate of expected losses in respect of trade and other receivables and investments. The company has adopted simplified approach of ECL model for impairment. The Company has assessed that credit risk on investments, Cash & Bank Balance, loans given & other financial assets is insignificant based on the empirical data.

### 1) Trade Receivables:

The Company's exposure to credit risk is influenced mainly by the individual characteristics of each customer. The demographics of the customer, including the default risk of the industry and country in which the customer operates, also has an influence on credit risk assessment. The Company with various activities as mentioned above manages credit risk. An impairment analysis is performed at each reporting date on an individual basis for major customers. In addition, a large number of minor receivables are grouped into homogenous groups and assessed for impairment collectively. The calculation of the same is based on historical data. The Company does not hold collateral as security.

The Company reviews trade receivables on periodic basis and makes provision for doubtful debts if collection is doubtful. The Company also calculates the expected credit loss (ECL) for non-collection of receivables. The Company makes additional provision if the ECL amount is higher than the provision made for doubtful debts. In case the ECL amount is lower than the provision made for doubtful debts, the Company retains the provision made for doubtful debts without any adjustment.

The provision for doubtful debts including ECL allowances for non-collection of receivables and delay in collection, on a combined basis, was ₹150.64 Lakhs as at March 31, 2023 and ₹168.40 Lakhs as at March 31, 2022. The movement in allowances for doubtful accounts comprising provision for both non-collection of receivables and delay in collection is as follows:

(₹ in Lakhs)

<b>Movement in allowance for Expected Credit Loss</b>	<b>As at March 31, 2023</b>	<b>As at March 31, 2022</b>
Balance at the beginning of the year	168.40	185.83
Add : Allowance made during the year	60.05	80.57
Less : Reversal of allowance made during the year	77.81	98.00
<b>Balance at the end of the year</b>	<b>150.64</b>	<b>168.40</b>

### 2) Financial assets that are neither past due nor impaired

The company has assessed that credit risk on investments, loans given & other financial assets is insignificant based on the empirical data. Credit risk from balances with banks and financial institutions is managed by the Company's treasury department in accordance with the Company's assessment of credit risk about particular financial institution. None of the Company's cash equivalents, including term deposits (i.e., certificates of deposit) with banks, were past due or impaired as at each balance sheet date.

## II Liquid Risk

Liquidity risk is the risk that the Company will not be able to meet its financial obligations as they become due. The Company manages liquidity risk by maintaining adequate reserves, banking facilities including approved borrowing facilities sanctioned by the Parent Company, by continuously monitoring forecast and actual cash flows and matching the maturity

## Notes to financial statement (Contd...)

for the year ended March 31, 2023

profiles of financial assets and liabilities. Long-term borrowings generally mature between One to Ten years. The Company manages its liquidity risk by ensuring, as far as possible, that it will always have sufficient liquidity to meet its liabilities when due. The Company's policy is to manage its borrowings centrally using mixture of long-term and short-term borrowing facilities to meet anticipated funding requirements.

The Company has access to a sufficient variety of sources of funding and debt maturing within 12 months can be rolled over with existing lender. As of March 31, 2023 and March 31, 2022; the Company had unutilized credit limits from banks of Rs.10,600.00 Lakhs and Rs.7,200.00 Lakhs respectively. The tables below analyze the company's financial liabilities into relevant maturity groupings based on their contractual maturities.

The amounts disclosed in the table are the contractual undiscounted cash flows. Balances due within 12 months equal their carrying balances as the impact of discounting is not significant.

(₹ in Lakhs)

Contractual maturities of financial liabilities as at March 31, 2023	Contractual Cash Flows					Total
	Carrying Amount	On demand or within 1 year	Over 1 year within 2 years	Over 3 years within 5 years	Over 5 years	
<b>Borrowings:</b>						
Non Current	Nil	Nil	Nil	Nil	Nil	Nil
Current (Refer Note.25)	199.72	199.72	Nil	Nil	Nil	199.72
<b>Other Financial Liabilities:</b>						
Non Current (Refer Note.23)	472.12	Nil	472.12	Nil	Nil	472.12
Current (Refer Note.27)	1,213.18	1,213.18	Nil	Nil	Nil	1,213.18
<b>Trade Payables (Refer Note.26)</b>	<b>5,101.25</b>	<b>5,101.25</b>	<b>Nil</b>	<b>Nil</b>	<b>Nil</b>	<b>5,101.25</b>
<b>Total</b>	<b>6,986.27</b>	<b>6,514.15</b>	<b>472.12</b>	<b>Nil</b>	<b>Nil</b>	<b>6,986.27</b>

(₹ in Lakhs)

Contractual maturities of financial liabilities as at March 31, 2022	Contractual Cash Flows					Total
	Carrying Amount	On demand or within 1 year	Over 1 year within 2 years	Over 3 years within 5 years	Over 5 years	
<b>Borrowings:</b>						
Non Current	Nil	Nil	Nil	Nil	Nil	Nil
Current (Refer Note.25)	204.36	204.36	Nil	Nil	Nil	204.36
<b>Other Financial Liabilities:</b>						
Non Current (Refer Note.23)	453.91	Nil	453.91	Nil	Nil	453.91
Current (Refer Note.27)	861.70	861.70	Nil	Nil	Nil	861.70
<b>Trade Payables (Refer Note.26)</b>	<b>7,142.71</b>	<b>7,142.71</b>	<b>Nil</b>	<b>Nil</b>	<b>Nil</b>	<b>7,142.71</b>
<b>Total</b>	<b>8,662.68</b>	<b>8,208.77</b>	<b>453.91</b>	<b>Nil</b>	<b>Nil</b>	<b>8,662.68</b>

## Notes to financial statement (Contd...)

for the year ended March 31, 2023

### III Market Risk

Market risk is the risk of loss of future earnings, fair values or future cash flows that may result from adverse changes in market rates and prices (such as interest rates, foreign currency exchange rates and commodity prices) or in the price of market risk-sensitive instruments as a result of such adverse changes in market rates and prices. Market risk is attributable to all market risk-sensitive financial instruments, all foreign currency receivables and payables and all short term and long-term debt. The Company is exposed to market risk primarily related to foreign exchange rate risk and commodity risk.

#### a) Currency Risk

Foreign currency risk is the risk that the fair value or future cash flows of an exposure will fluctuate because of changes in foreign exchange rates. The Company's exposure to the risk of changes in foreign exchange rates relates primarily to the Company's operating activities (when revenue or expense is denominated in a foreign currency).

The Company's foreign exchange risk arises mainly from following activities:

**Foreign currency revenues and expenses (primarily in USD; EURO and CAD) :** A portion of the Company's revenues are in these foreign currencies, while a significant portion of its costs are in Indian Rupees. As a result, if the value of the Indian rupee appreciates relative to these foreign currencies, the Company's revenues measured in Indian Rupees may decrease. The exchange rate between the Indian rupee and these foreign currencies has changed substantially in recent periods and may continue to fluctuate substantially in the future. As of March 31, 2023, the Company had entered into derivative contracts of ₹ 410.85 Lakhs (PY. ₹ 2,463.26 Lakhs) to hedge exposure to fluctuations in foreign currency risk. The below sensitivity is calculated after netting off the impact of foreign currency forward contracts which largely mitigate the risk.

Company does not use derivative financial instruments for trading or speculative purposes.

#### i) The following table analyses foreign currency risk from non-derivative financial instruments as at each balance sheet date:

(Rs. & FC in Lakhs)

Particulars	Currency	As at March 31,2023	As at March 31,2022
a) Trade Receivables	USD	107.56	69.12
	INR	8,843.53	5,239.45
	EURO	1.24	4.01
	INR	111.52	339.43
	CAD	0.54	0.58
b) Bank Balances	INR	32.55	35.36
	USD	0.12	0.06
c) Trade Payables	INR	9.47	4.80
	USD	Nil	1.25
Net Statement of Financial Exposure (a + b - c)	INR	Nil	94.38
	USD	107.67	67.93
	INR	8,853.00	5,149.87
	EURO	1.24	4.01
	INR	111.52	339.43
	CAD	0.54	0.58
	INR	32.55	35.36

Note - Figures in bracket denotes credit balance.

## Notes to financial statement (Contd...)

for the year ended March 31, 2023

### ii) Foreign Currency Risk Sensitivity

The sensitivity of profit or loss due to changes in the exchange rates arises mainly from non-derivative foreign currency denominated financial instruments (mainly financial instruments denominated in USD ,Euro & CAD currencies). The same is summarized as below:

(₹ in Lakhs)

Particulars	Year Ended March 31, 2023		Year Ended March 31, 2022	
	5% Increase	5% Decrease	5% Increase	5% Decrease
USD	442.65	(442.65)	257.49	(257.49)
EURO	5.58	(5.58)	16.97	(16.97)
CAD	1.63	(1.63)	1.77	(1.77)
Total .....	449.86	(449.86)	276.23	(276.23)

### b) Interest Risk

Interest rate risk is the risk that the fair value or future cash flows of a financial instrument will fluctuate because of changes in market interest rates. The Company's exposure to the risk of changes in market interest rates related primarily to the Company's short-term borrowings with floating interest rates.

The exposure of the company's borrowing to interest rate changes at the end of the reporting period are as follows:

#### i) Exposure to interest rate risk

(₹ in Lakhs)

Particulars	As at March 31,2023	As at March 31,2022
Fixed Rate Borrowings	Nil	Nil
Variable Rate Borrowings (Refer Note.25)	199.72	204.36
Total	199.72	204.36

For details of the Company's short-term and long term loans and borrowings, including interest rate profiles, refer to Note 25 of these financial statements.

#### ii) Interest Rate Sensitivity

Profit or loss is sensitive to higher/lower interest expense from borrowings as a result of changes in interest rates.

(₹ in Lakhs)

Particulars	Year Ended March 31,2023	Year Ended March 31,2022
50bp increase would decrease the profit before tax by	(1.00)	(1.02)
50bp decrease would increase the profit before tax by	1.00	1.02

## Notes to financial statement (Contd...)

for the year ended March 31, 2023

### c) Price Risk

The company's exposure to price risk arises from investments in mutual funds (Refer Note 13). The company has not undertaken any risk mitigation measures to reduce the price risk. The table below summarises the impact of increases / decreases of share price of the investments and profit for the period. The analysis is based on the assumption that the market price of those investments in Mutual Funds move by 5% point on either side with all other variables held constant.

(₹ in Lakhs)

Year Ended	Total No. of Units held	Average price per unit	Fair Value	% Change in Fair Value	Effect on Profit before Tax
March 31, 2023	5,67,85,367.66	16.08	9,132.62	5.00%	456.63
				-5.00%	(456.63)
March 31, 2022	5,84,14,415.67	16.57	9,680.60	5.00%	484.03
				-5.00%	(484.03)

### 48 Capital Management:

The Company's capital management is intended to maximise the return to shareholders and benefits for other stakeholders for meeting the long-term and short-term goals of the Company; and reduce the cost of capital through the optimization of the capital structure i.e. the debt and equity balance.

The Company monitors the capital structure on the basis of Net debt to equity ratio and maturity profile of the overall debt portfolio of the Company.

The gearing ratio at the end of the reporting period was as follows:

(₹ in Lakhs)

Particulars	As at March 31, 2023	As at March 31, 2022
Non Current Borrowing	Nil	Nil
Current Borrowing (Refer Note.25)	199.72	204.36
Current maturity of long term borrowing	Nil	Nil
<b>Total Borrowing</b>	<b>199.72</b>	<b>204.36</b>
Less : Cash and cash Equivalents (Refer Note.15)	458.07	656.76
<b>Net debt</b>	<b>Nil</b>	<b>Nil</b>
Equity	50,247.44	43,287.73
Net debt to equity ratio	Nil	Nil

### 49 Details of Payment to Auditors (Refer Note 39)

(₹ in Lakhs)

Particulars	Year Ended March 31,2023	Year Ended March 31,2022
<b>Payment to auditors:</b>		
To Statutory Auditor:		
Audit fee	8.00	8.00
Taxation matters	Nil	3.50
<b>Total .....</b>	<b>8.00</b>	<b>11.50</b>



## Notes to financial statement (Contd...)

for the year ended March 31, 2023

### 50. Earnings Per Share (EPS)

Particulars	Unit	Year Ended March 31, 2023	Year Ended March 31, 2022
Net Profit for calculation of basic / diluted EPS	Rs. in Lakhs	7,289.94	6,935.49
Weighted Average Number of Equity Shares in calculating Basic and Diluted EPS	Numbers	2,00,29,728	2,00,29,728
Basic and Diluted Earnings Per Share	Rs.	36.40	34.63
Nominal Value of Equity Shares	Rs.	10.00	10.00

#### A. Reconciliation on Amount of EPS

Particulars	Unit	Year Ended March 31, 2023	Year Ended March 31, 2022
<b>(a) Basic earnings per share in Rs.</b>			
From continuing operations attributable to the equity holders of the company	Rs.	36.40	34.63
<b>Total basic earnings per share attributable to the equity holders of the company</b>	Rs.	36.40	34.63
<b>(b) Diluted earnings per share in Rs.</b>			
From continuing operations attributable to the equity holders of the company	Rs.	36.40	34.63
<b>Total diluted earnings per share attributable to the equity holders of the company</b>	Rs.	36.40	34.63

#### B. Reconciliations of earnings used in calculating earnings per share (₹ in Lakhs)

Particulars	Year Ended March 31, 2023	Year Ended March 31, 2022
<b>(a) Basic earnings per share</b>		
Profit attributable to the equity holders of the company used in calculating basic earnings per share	7,289.94	6,935.49
<b>(b) Diluted earnings per share</b>		
Profit attributable to the equity holders of the company used in calculating diluted earnings per share	7,289.94	6,935.49

#### C. Weighted average number of shares used as the denominator

Particulars	Year Ended March 31, 2023	Year Ended March 31, 2022
<b>(a) Basic earnings per share</b>		
Weighted average number of equity shares used as the denominator in calculating basic earnings per share	2,00,29,728	2,00,29,728
<b>(b) Diluted earnings per share</b>		
Weighted average number of equity shares and potential equity shares used as the denominator in calculating diluted earnings per share	2,00,29,728	2,00,29,728

## Notes to financial statement (Contd...)

for the year ended March 31, 2023

### D. Increase / decrease in EPS due to retrospective restatement of prior period error

Particulars	Year Ended March 31, 2023	Year Ended March 31, 2022
(a) Basic earnings per share	Nil	Nil
(b) Diluted earnings per share	Nil	Nil

### 51. Related Parties Disclosures

#### (i) List of related parties:

Name of related party	Nature of relationship
Zullinc Healthcare LLP	Subsidiary
<b>Key Managerial Personnel:</b>	
Mahendra G Patel	Managing Director
Hashmukh I Patel	Whole-Time Director
Ashish R Patel	Whole-Time Director
Munjali M Patel	Whole-Time Director
Anand A Patel	Whole-Time Director
Rajnikant G Patel	Director
Arvindbhai G Patel	Director
Ishwarlal A Patel (Cease as a director w.e.f. 04/12/2022)	Director
Darshit A Shah	Chief Financial Officer
Trusha K Shah (w.e.f. 10/11/2022)	Company Secretary
Niren A Desai (till 19/07/2022)	Company Secretary
<b>Entities in which Key managerial personnel and/or their close members of family have control:</b>	
Downtown Finance Pvt Ltd	Entity controlled by Key Managerial Personnel/ or their relatives
Downtown Travels LLP	Entity controlled by Key Managerial Personnel/ or their relatives
Sunmed corporation LLP	Entity controlled by Key Managerial Personnel/ or their relatives
Shardaben Gulabdas Patel Public Charitable Trust	Entity controlled by Key Managerial Personnel/ or their relatives
Shree Corporation	Entity controlled by Key Managerial Personnel/ or their relatives
<b>Close Members of Family of Key Managerial Personnel:</b>	
Ashish R Patel HUF	HUF of Whole Time Director
Mahendra G Patel HUF	HUF of Manageing Director
Munjali M Patel HUF	HUF of Whole Time Director
Dharmisthaben H Patel	Wife of Whole Time Director
Hansaben A Patel	Wife of Director
Jigar H Patel	Son of Whole Time Director
Mansi M Patel	Wife of Whole Time Director

## Notes to financial statement (Contd...)

for the year ended March 31, 2023

Name of related party	Nature of relationship
Mansi A Patel	Daughter in law of Director
Nidhiben H Patel	Daughter of Managing Director
Aniruddh H Patel	Son of Whole Time Director
Shardaben G Patel	Mother of Managing Director / Whole Time Director
Shivani B Shah	Wife of Whole Time Director
Amar A Patel	Son of Director
Kailashben M Patel	Wife of Managing Director
Kalpanaben R Patel	Wife of Director

(ii) Transactions during the year and balances outstanding with related parties are as under:

Transactions with related parties during the year:

a) Transactions with Subsidiary Controlled by Company during the year: (₹ in Lakhs)

Name of related party	Nature of Transaction	Year ended March 31, 2023	Year ended March 31, 2022
Zullinc Healthcare LLP	Sale of products	Nil	36.10
	Share of Profit / (Loss) from LLP	5.40	(0.32)

b) Transactions with Entities in which Key managerial personnel and/or their close members of family have control during the year:

(₹ in Lakhs)

Name of related party	Nature of Transaction	Year ended March 31, 2023	Year ended March 31, 2022
Downtown Finance Pvt Ltd	Loan Taken	Nil	200.00
	Repayment of Loan	14.44	Nil
	Interest Expense on Loan	10.89	4.85
	Dividend Paid	1.59	1.59
Downtown Travels LLP	Travelling expenses	14.03	48.53
	Advance Received back	(25.00)	(25.00)
	Dividend Paid	7.13	7.13
Sunmed Corporation LLP	Commission	12.04	12.04
	Dividend Paid	7.50	7.50
Shardaben Gulabdas Patel Public Charitable Trust	CSR contribution	63.59	75.26
Ashish R Patel HUF	Commission	11.80	35.40
Mahendra G Patel HUF	Commission	17.70	17.70
	Sale of Property, Plant & Equipment	3.40	Nil
Munjali M Patel HUF	Commission	17.70	17.70
	Sale of Property, Plant & Equipment	10.87	Nil

## Notes to financial statement (Contd...)

for the year ended March 31, 2023

**c) Transactions with Key managerial personnel during the year:** (₹ in Lakhs)

Name of related party	Nature of Transaction	Year ended March 31, 2023	Year ended March 31, 2022
Ashish R Patel	Remuneration	53.35	47.17
	Dividend Paid	20.07	15.01
Hashmukh I Patel	Remuneration	33.25	33.25
	Dividend Paid	5.60	5.60
Mahendra G Patel	Remuneration	32.22	27.75
	Dividend Paid	8.63	7.67
	Deposit Received Back	Nil	(4.17)
	Rent	6.50	6.50
Munjal M Patel	Remuneration	34.42	30.39
	Advance Received back	Nil	(1.75)
	Dividend Paid	31.22	24.74
Anand A Patel	Remuneration	15.33	15.33
	Dividend Paid	3.48	2.73
Rajnikant G Patel	Dividend Paid	11.35	10.88
Darshit A Shah	Remuneration	11.79	10.35
Trusha K Shah (w.e.f. 10/11/2022)	Remuneration	2.28	Nil
Niren A Desai (till 19/07/2022)	Remuneration	1.59	4.73
Arvindbhai G Patel	Consultancy Fees	Nil	8.40
	Dividend Paid	1.67	1.67

**d) Transactions with close members of family of Key Management Personnel during the year:** (₹ in Lakhs)

Name of related party	Nature of Transaction	Year ended March 31, 2023	Year ended March 31, 2022
Kailashben M Patel	Salary Expenses	14.50	12.60
	Deposit Received Back	Nil	(5.12)
	Rent	6.50	6.50
	Dividend Paid	5.70	5.70
Kalpanaben R Patel	Salary Expenses	8.05	4.90
	Dividend Paid	4.40	4.40
Dharmisthaben H Patel	Salary Expenses	11.90	11.90
	Dividend Paid	0.98	0.98
Mansi M Patel	Salary Expenses	29.50	27.60
	Dividend Paid	3.00	3.00
Nidhiben H Patel	Salary Expenses	21.50	19.80
	Dividend Paid	0.81	0.81
Mansi A Patel	Salary Expenses	18.20	18.20

## Notes to financial statement (Contd...)

for the year ended March 31, 2023

Name of related party	Nature of Transaction	Year ended March 31, 2023	Year ended March 31, 2022
Hansaben A Patel	Dividend Paid	1.76	1.76
Ishwarlal A Patel (Cease as a director w.e.f. 04/12/2022)	Dividend Paid	0.77	0.77
Jigar H Patel	Dividend Paid	1.29	1.03
Aniruddh H Patel	Dividend Paid	1.29	1.03
Shardaben G Patel	Dividend Paid	Nil	0.47
Shivani B Shah	Dividend Paid	3.10	3.10
Amar A Patel	Dividend Paid	0.90	0.90

**e) Compensation to Key Managerial Personnel** (₹ in Lakhs)

Particulars	Year ended March 31, 2023	Year ended March 31, 2022
Short term Employee benefit	184.23	168.97
Post Employment Benefits	55.84	37.92
<b>Total</b>	<b>240.07</b>	<b>206.89</b>

**Balances outstanding at each reporting date:**

**a) Balance Outstanding with Subsidiary :** (₹ in Lakhs)

Name of related party	Nature of Amount	As at March 31, 2023	As at March 31, 2022
Zullinc Healthcare LLP	Non-current investments	5.00	5.00
	Other current financial assets	122.35	116.95
	Trade receivables	Nil	36.10

**b) Balance Outstanding with Entities in which Key managerial personnel and/or their close members of family have control at each reporting date:**

(₹ in Lakhs)

Name of related party	Nature of Amount	As at March 31, 2023	As at March 31, 2022
Sunmed corporation LLP	Other current assets	111.88	111.88
	Trade payables	Nil	Nil
Downtown Travels LLP	Current Loans	Nil	25.00
	Trade Payables	(0.77)	Nil
	Other current assets	Nil	5.77
Shree Corporation	Trade Receivable	Nil	3.97
Downtown Finance Private Limited	Current Borrowings	(199.72)	(204.36)

## Notes to financial statement (Contd...)

for the year ended March 31, 2023

### c) Balance Outstanding with Key managerial personnel at each reporting date: (₹ in Lakhs)

Name of related party	Nature of Amount	As at March 31, 2023	As at March 31, 2022
Ashish R Patel	Other current Financial Liability	(2.03)	(1.07)
Mahendra G Patel	Other current Financial Liability	(0.55)	(0.53)
Munjaj M Patel	Other current Financial Liability	(0.52)	(0.72)
Hashmukh I Patel	Other current Financial Liability	(1.46)	(1.45)
Anand A Patel	Other current Financial Liability	(0.60)	(0.72)
Arvind G Patel	Trade payables	Nil	(0.63)
Darshit A Shah	Other current Financial Liability	(0.91)	(0.70)
Trusha K Shah (w.e.f. 10/11/2022)	Other current Financial Liability	(0.44)	Nil
Niren A Desai (till 19/07/2022)	Other current Financial Liability	Nil	(0.36)

### d) Balance Outstanding with Close Member of Key managerial personnel at each reporting date:

(₹ in Lakhs)

Name of related party	Nature of Amount	As at March 31, 2023	As at March 31, 2022
Kailashben M Patel	Other current Financial Liability	(0.56)	(0.38)
Mansi A Patel	Other current Financial Liability	(0.93)	(0.97)
Mansi M Patel	Other current Financial Liability	(0.80)	(0.18)
Nidhiben H Patel	Other current Financial Liability	(0.74)	(3.71)
Dharmisthaben H Patel	Other current Financial Liability	(0.64)	(0.73)
Kalpanaben R Patel	Other current Financial Liability	(0.50)	(0.35)

Note: Figures in bracket denotes credit balance.

### 52. Changes in Liabilities arising from Financial Activities

(₹ in Lakhs)

Particulars	Year ended March 31, 2023	Year ended March 31, 2022
Opening Balance	204.36	51.97
Cash inflow of non-current borrowings	Nil	Nil
Cash outflow of non-current borrowings	Nil	(51.97)
Changes in current borrowings cash flows	(14.44)	200.00
Other	9.80	4.36
Closing Balance	199.72	204.36

## Notes to financial statement (Contd...)

for the year ended March 31, 2023

### 53. Details Of Hedged And Unhedged Exposure in Foreign Currency Denominated Monetary Items

#### a Exposure in foreign currency - Hedged

The Company enters into forward exchange contracts to hedge against its foreign currency exposures relating to the underlying transactions and firm commitments. The Company does not enter into any derivative instruments for trading or speculative purposes.

The forward exchange contracts used for hedging foreign currency exposure and outstanding as at reporting date are as under:

(₹ & FC in Lakhs)

Currency	Number of Contracts	Sell Amount in Foreign Currency	Indian Equivalent
Forward contract to Sell USD - As at 31/03/2023	1	5.00	410.85
Forward contract to Sell USD - As at 31/03/2022	13	32.50	2,463.26

#### b Exposure in foreign currency - Unhedged

The foreign currency exposure not hedged as at 31st March, 2023 are as under:

(FC in Lakhs)

Currency	Payable (In FC)		Receivable & Bank Balance (In FC)	
	As at 31/03/2023	As at 31/03/2022	As at 31/03/2023	As at 31/03/2022
USD	Nil	1.25	107.67	69.18
EURO	Nil	Nil	1.24	4.01
CAD	Nil	Nil	0.54	0.58

(₹ in Lakhs)

Currency	Payable (In INR)		Receivable & Bank Balance (In INR)	
	As at 31/03/2023	As at 31/03/2022	As at 31/03/2023	As at 31/03/2022
USD	Nil	94.38	8,853.00	5,244.25
EURO	Nil	Nil	111.52	339.43
CAD	Nil	Nil	32.55	35.36

### 54. Corporate Social Responsibility

Details of amount required to be spent by the company towards Corporate Social Responsibility as per Section 135 of the Companies Act, 2013 is stated as below:

(₹ in Lakhs)

Particulars	Year ended March 31, 2023	Year ended March 31, 2022
Gross amount required to be spent by the company during the year	162.15	137.56
Amount Spent during the year on		
(i) Construction/ Acquisition of any assets		
In Cash	Nil	Nil
Yet to be paid	Nil	Nil
(ii) On purpose other than (i) above		
In Cash	153.13	148.49
Yet to be paid	Nil	Nil

Note: In FY 2021-22, Excess CSR of ₹ 10.94 Lakhs has been paid so in current year i.e. in FY 2022-23, less amount has been paid to that extent.

## Notes to financial statement (Contd...)

for the year ended March 31, 2023

### 55. Dividends

(₹ in Lakhs)

Particulars	As At 31/03/2023	As At 31/03/2022
Equity shares		
Final dividend for the year ended 31 March 2022 of ₹1.50/- (31 March 2021 – ₹1.50/-) per fully paid share has been distributed	300.45	300.00
Dividends not recognised at the end of the reporting period		
In addition to the above dividends, since year end the directors have recommended the payment of a final dividend of ₹1.50/- per fully paid equity share as on 31 March 2023. This proposed dividend is subject to the approval of shareholders in the ensuing annual general meeting.	300.45	300.45

### 56. Assets Pledged as Security

The Carrying amount of assets Pledged as Security for Current and non Current borrowing are:

(₹ in Lakhs)

Particulars	Note No.	As At 31/03/2023	As At 31/03/2022
<b>Non-Current Assets</b>			
Property Plant & Equipment and Intangible Assets	5	13,931.71	13,052.19
<b>Total Non Current Assets pledged as Security</b>		<b>13,931.71</b>	<b>13,052.19</b>
<b>Current Assets</b>			
Inventories	12	7,002.79	7,274.20
<b>Financial Assets</b>			
Investments	13	9,132.62	9,680.60
Trade Receivable	14	13,546.63	11,503.75
Cash and cash equivalents	15	458.07	656.76
Other Bank Balance	16	2,909.84	1,168.84
Loans	17	2,322.59	3,177.73
Other Financial Assets	18	190.12	199.32
Other Current Assets	20	1,120.19	1,576.84
<b>Total Current Assets pledged as Security</b>		<b>36,682.85</b>	<b>35,238.04</b>
<b>Total Assets Pledged as Security</b>		<b>50,614.56</b>	<b>48,290.23</b>

Note: Asset pledge as security includes the Securities hypothecated with the bank for current and non-current borrowing by the company.



## Notes to financial statement (Contd...)

for the year ended March 31, 2023

### 57. Ratios

(₹ in Lakhs)

Ratios	As At 31/03/2023	As At 31/03/2022	Variance	Explanation for anychange in the ratio by more than 25% as compared to the preceding year.
	Rs.	Rs.		
	Numerator	Numerator		
	Denominator	Denominator		
	Ratio	Ratio		
<b>(a) Current Ratio</b>				
Current Assets	36,699.77	35,255.73		The Current Ratio has improved due to Increase in Trade Receivable and Other Bank Balances and also decrease Trade Payables.
Current Liabilities	7,211.90	9,024.39		
<b>Current Ratio</b>	<b>5.09</b>	<b>3.91</b>	<b>30.26%</b>	
<b>(b) Debt-Equity Ratio</b>				-
Total Debt	199.72	204.36		
Shareholder's Equity	50,247.44	43,287.73		
<b>Debt-Equity Ratio</b>	<b>0.0040</b>	<b>0.0047</b>	<b>-15.81%</b>	
<b>(c) Debt Service Coverage Ratio</b>				-
Earnings available for debt service	8,362.71	7,919.62		
Debt Service = (Interest + Principal)	135.14	156.39		
<b>Debt Service Coverage Ratio</b>	<b>61.88</b>	<b>50.64</b>	<b>22.20%</b>	
<b>(d) Return on Equity Ratio</b>				-
Net Profit Less Preference Dividend	7,289.94	6,935.49		
Average Shareholder's Equity	46,767.59	39,963.49		
<b>Return on Equity Ratio</b>	<b>0.16</b>	<b>0.17</b>	<b>-10.18%</b>	
<b>(e) Inventory turnover ratio</b>				-
Sales	51,030.88	47,207.89		
Average Inventory	7,138.50	5,967.74		
<b>Inventory turnover ratio</b>	<b>7.15</b>	<b>7.91</b>	<b>-9.63%</b>	
<b>(f) Trade Receivables turnover ratio</b>				-
Net credit sales	51,030.88	47,207.89		
Average Trade receivables	12,525.19	11,357.86		
<b>Trade Receivables turnover ratio</b>	<b>4.07</b>	<b>4.16</b>	<b>-1.98%</b>	
<b>(g) Trade payables turnover ratio</b>				-
Net credit purchases	23,868.28	24,470.72		
Average Trade payables	6,121.98	6,399.20		
<b>Trade payables turnover ratio</b>	<b>3.90</b>	<b>3.82</b>	<b>1.95%</b>	

## Notes to financial statement (Contd...)

for the year ended March 31, 2023

Ratios	As At 31/03/2023	As At 31/03/2022	Variance	Explanation for any change in the ratio by more than 25% as compared to the preceding year.
	Rs.	Rs.		
	Numerator	Numerator		
	Denominator	Denominator		
	Ratio	Ratio		
<b>(h) Net capital turnover ratio</b>				-
Net Sales	51,030.88	47,207.89		
Working Capital	29,487.87	26,231.34		
<b>Net capital turnover ratio</b>	<b>1.73</b>	<b>1.80</b>	<b>-3.84%</b>	
<b>(i) Net profit ratio</b>				-
Net profit after taxes	7,289.94	6,935.49		
Net sales	51,030.88	47,207.89		
<b>Net profit ratio</b>	<b>14.29%</b>	<b>14.69%</b>	<b>-2.76%</b>	
<b>(j) Return on Capital employed</b>				-
Earning before interest and Taxes	10,209.29	9,684.89		
Capital Employed	51,713.33	44,591.45		
<b>Return on Capital employed</b>	<b>19.74%</b>	<b>21.72%</b>	<b>-9.10%</b>	
<b>(k) Return on investment</b>				Return on Investment Ratio has increased due to higher return in comparison of Last Year.
Income generated from investment	513.46	361.17		
Average Investment	9,406.61	8,873.53		
<b>Return on investment</b>	<b>0.05</b>	<b>0.04</b>	<b>34.11%</b>	

### 58. Additional Regulatory Information (Non Ind AS)

The disclosures required by amendment to Division II of Schedule III of the Companies Act, 2013 are given only to the extent applicable:

- There are no transactions that have been surrendered or disclosed as income during the year in the tax assessments under the Income Tax Act, 1961 which have not been recorded in the books of account.
- There are no charges or satisfaction of charges yet to be registered with Registrar of Companies beyond the statutory period.
- During the year no proceedings has been initiated or pending against the Company for holding any Benami Property under the Benami Transactions (Prohibitions) Act, 1988 (45 of 1988) and the rules made thereunder.
- Company has not carried out any revaluation in respect of Property, Plant & Equipments and intangible Asset, hence during the year there has been no change of 10% or more in the aggregate of the Net Carrying value of Assets on account of revaluation of Assets in respect of Property, Plant & Equipments and intangible assets.
- There are no intangible assets under development in the Company during the current reporting period.
- The company has not entered in to any transaction with companies struck off under section 248 of the Companies Act, 2013.

## Notes to financial statement (Contd...)

for the year ended March 31, 2023

- g) The borrowing taken by the company from the banks has been used for the specific purpose for which it was taken.
- h) The Company has not been declared as a willful defaulter by any bank or financial institution or other lender in accordance with the guidelines on wilful defaulters issued by the Reserve Bank of India.
- i). Title deeds of immovable property other than proper taken on lease by duly executed lease agreement are held in the name of the company.
- j) Details in respect of Difference in respect of Current assets as per books and details as provided in quarterly returns filed by the company, the details of the same is as under:

**As At 31/03/2023** (₹ in Lakhs)

Name of the Bank & Quarter	Particulars of Security Provided	Amount reported in Quaterly return/ statement	Amount as per Books of Account	Amount of Difference
State Bank of India & Yes Bank Ltd	Inventories	6,154.84	7,064.53	(909.69)
Quarter - June 2022	Debtors	14,231.88	14,196.28	35.60
	Creditors	4,776.61	6,281.23	(1,504.62)

### Reason for Material discrepancies :

- 1) The Effect of Stock in Transit has been given in Books of Accounts but the same effect has not been considered at the time of submitting Stock Statement.
- 2) At the time of Submitting the Stock Statement to Bank, Compnay had considered the Raw Material; Packing Material & Finished Goods Creditors only but in books other Miscellaneous creditors are also included in this category.

**As At 31/03/2022** (₹ in Lakhs)

Name of the Bank & Quarter	Particulars of Security Provided	Amount reported in Quaterly return/ statement	Amount as per Books of Account	Amount of Difference
State Bank of India & Yes Bank Ltd	Inventories	3,788.53	4,567.89	(779.36)
Quarter - June 2021	Debtors	14,461.87	11,391.58	3,070.29
	Creditors	3,752.04	7,369.54	(3,617.50)
State Bank of India & Yes Bank Ltd	Inventories	3,468.70	4,887.56	(1,418.86)
Quarter - Sep 2021	Debtors	16,652.80	12,837.15	3,815.65
	Creditors	3,755.91	6,564.69	(2,808.78)
State Bank of India & Yes Bank Ltd	Inventories	4,711.24	5,863.51	(1,152.27)
Quarter - Dec 2021	Debtors	16,648.83	12,538.29	4,110.54
	Creditors	4,300.99	6,623.73	(2,322.74)
State Bank of India & Yes Bank Ltd	Inventories	6,108.08	7,274.20	(1,166.12)
Quarter - Mar 2022	Debtors	15,275.49	11,503.75	3,771.74
	Creditors	5,962.31	7,141.88	(1,179.57)

## Notes to financial statement (Contd...)

for the year ended March 31, 2023

### Reason for Material discrepancies :

- 1) In Cloumns of Amount as per books of Accounts, Company has considered the figures of Lincoln Pharmaceuticals Limited & Lincoln Parenteral Limited both as per the amalgamation order duly approved of Hon'ble NCLT, Ahmedabad dated on 14th Sep 2021 where as Stock Statement includes stock details in respect of Lincoln Pharmaceuticals Limited only.
- 2) The Effect of Stock in Transit has been given in Books of Accounts but the same effect has not been considered at the time of submitting Stock Statement.
- 3) At the time of Submitting the Stock Statement to Bank, Compnay had considered the Raw Material; Packing Material & Finished Goods Creditors only but in books other Miscellaneous creditors are also included in this category.

As per our report of even date attached herewith.  
In terms of our report attached.

#### For, Samir M Shah & Associates

Chartered Accountants  
(Firm Regd. No. 122377W)

#### [Samir M Shah]

Partner  
(M.No. 111052)

Place : Ahmedabad  
Date: 25/05/2023

For and on behalf of the Board of Directors of  
**Lincoln Pharmaceuticals Limited**

**(Mahendra G. Patel)**  
(Managing Director)  
(DIN : 00104706)

**(Darshit A. Shah)**  
(Chief Financial Officer)

Place: Ahmedabad  
Date: 25/05/2023

**(Hashmukh I. Patel)**  
(Whole Time Director)  
(DIN : 00104834)

**(Trusha K. Shah)**  
(Company Secretary)  
(M. No. A59416)

## INDEPENDENT AUDITOR'S REPORT

To,  
The Members of  
**Lincoln Pharmaceuticals Limited**

### Report on the Audit of the Consolidated Financial Statements

#### Opinion

1. We have audited the accompanying consolidated financial statements of **Lincoln Pharmaceuticals Limited** (hereinafter referred to as the "Holding Company") and its subsidiary (Holding Company and its subsidiaries together referred to as "the Group"), which comprise the Consolidated Balance Sheet **as at 31<sup>st</sup> March, 2023**, the Consolidated Statement of Profit and Loss (including Other Comprehensive Income), the Consolidated Cash Flow Statement, the Consolidated Statement of Changes in Equity for the year then ended and a summary of the significant accounting policies and other explanatory information. (Hereinafter referred to as "the consolidated Ind AS financial statements").
2. In our opinion and to the best of our information and according to the explanations given to us and based on the consideration of the report of the other auditors on separate financial statements and on the other financial information of the subsidiaries, the aforesaid consolidated financial statements give the information required by the Companies Act, 2013 ("Act") in the manner so required and give a true and fair view in conformity with the accounting principles generally accepted in India including Indian Accounting Standards ("Ind AS") specified under Section 133 of the Act of the consolidated state of affairs (consolidated

financial position) of the group as at 31<sup>st</sup> March 2023, and its consolidated profit (consolidated financial performance including other comprehensive income), its consolidated cash flow and the consolidated change in equity for the year ended on that date.

#### Basis for Opinion

3. We conducted our audit in accordance with the Standards on Auditing specified under section 143(10) of the Companies act, 2013. Our responsibilities under those Standards are further described in the Auditor's Responsibilities for the Audit of the Consolidated Financial Statements section of our report. We are independent of the Group in accordance with the Code of Ethics issued by Institute of Chartered Accountants of India ('ICAI') together with the ethical requirements that are relevant to our audit of the financial statement under the provisions of the Act and the rules thereunder, and we have fulfilled our other ethical responsibilities in accordance with these requirements and the code of Ethics. We believe that the audit evidence we have obtained and the audit evidence obtained by the other auditors in terms of their reports referred in paragraph 15 of the other matter paragraph below, is sufficient and appropriate to provide a basis for our opinion.

#### Key Audit Matters

4. Key audit matters are those matters that, in our professional judgment, were of most significance in our audit of the consolidated financial statements of the current period. These matters were addressed in the context of our audit of the consolidated financial statements as a whole, and in forming our opinion thereon, and we do not provide a separate opinion on these matters.

## INDEPENDENT AUDITOR'S REPORT (Contd...)

5. Key audit matter identified in our audit is on Existence & Recoverability of Trade Receivable as follows:

Key audit matter	How our audit addressed the key audit matter
<p><b>Existence &amp; Recoverability of Trade Receivable</b></p> <p>The company has trade receivables (net) outstanding of ₹ 13,633.08 Lakhs after deducting the provision for impairment of ₹ 150.64 Lakhs at the end of reporting period.</p> <p>This represents 23.21% of the total assets of the company.</p> <p>These balances are receivable in relation to the revenue recognized in accordance with the requirements of Ind AS 115 "Revenue from Contracts with Customers".</p> <p>The recoverability of trade receivables is a key element of the company's working capital management, which is managed on an ongoing basis by its management. Due to the nature of the business, the requirements of customers and various contract terms that are in place, there is a risk that the carrying values may not reflect the recoverable amounts as at the reporting date.</p> <p>Therefore, the assessment of existence &amp; recoverability of trade receivables is a key audit matters due to its size, and inherent uncertainty involved in the Management judgement.</p> <p>Refer note 4(ii) to accounting policies and note 14 and 47(I)(i) to the standalone Financial statements.</p>	<p>Our audit procedures included the following:</p> <ul style="list-style-type: none"> <li>• Reviewing the accounting policy with respect to               <ul style="list-style-type: none"> <li>o recognition of revenue &amp; its appropriateness in accordance with Ind AS 115: Revenue from Contract with Customers;</li> <li>o Appropriateness of Recognition, Measurement and Impairment of Trade Receivables in accordance with Ind AS 109: Financial Instruments.</li> </ul> </li> <li>• Evaluating the design &amp; implementation of internal controls in relation to recovery of Trade receivables, calculation of allowance for impaired trade receivable along with testing its operating effectiveness on sample basis.</li> <li>• Obtaining the external balance confirmations on samples basis to ascertain the existence &amp; completeness of trade receivables.</li> <li>• Evaluating the reconciliations prepared by the management with respect to the balance confirmations received.</li> <li>• Verified the subsequent receipts of trade receivables for selected samples to ascertain its existence as on balance sheet date.</li> <li>• Obtaining an understanding of the processes for evaluating the recoverability of the trade receivables including the collection process &amp; allowances for impaired trade receivables.</li> <li>• Evaluating management's assumptions in determining the provision for impairment of trade receivables, by analysing the ageing of receivables, assessing significant overdue Individual trade receivables and specific local risks, historical trends &amp; patterns, combined with the legal documentations, where applicable.</li> <li>• Verifying the ageing analysis of Trade receivables, long outstanding &amp; overdue balances, latest correspondences with customers for recovery of dues &amp; evaluating its impact on provisioning &amp; impairment.</li> <li>• Assessing the adequacy of the disclosures as required by the statute.</li> </ul>

### Information other than the Financial Statements and Auditor's Report thereon

6. The Holding Company's Board of Directors is responsible for the other information. The other information comprises the information included in the management Discussion & Analysis, Report on Corporate governance and Director's report, but does not include the consolidated financial statements and our auditor's report thereon. The Annual Report is expected to be made available to us after the date of this auditor's report.

Our opinion on the consolidated financial statements does not cover the other information and we will not express any form of assurance conclusion thereon.

## INDEPENDENT AUDITOR'S REPORT (Contd...)

In connection with our audit of the consolidated financial statements, our responsibility is to read the other information identified above when it becomes available and, in doing so, consider whether the other information is materially inconsistent with the financial statements or our knowledge obtained in the audit, or otherwise appears to be materially misstated.

When we read the Annual Report, if we conclude that there is a material misstatement therein, we are required to communicate the matter to those charged with governance and as may be legally advised.

### Responsibilities of Management and Those Charged with Governance for the Consolidated Financial Statements

7. The Holding Company's Board of Directors is responsible for the preparation and presentation of these consolidated financial statements in term of the requirements of the Companies Act, 2013 that give a true and fair view of the consolidated financial position, consolidated financial performance including other comprehensive income, consolidated change in equity and consolidated cash flows of the Group in accordance with the accounting principles generally accepted in India, including the Ind AS specified under section 133 of the Act. The respective Board of Directors of the companies/entities included in the Group are responsible for ensuring accuracy of records including financial information considered necessary for the preparation of consolidated Ind AS Financial statements. Further in terms of the provision of the Act, the respective Board of Directors of the companies included in the Group are responsible for maintenance of adequate accounting records in accordance with the provisions of the Act for safeguarding the assets of the Group and for preventing and detecting frauds and other irregularities; the selection and application of appropriate accounting policies; making judgments and estimates that are reasonable and prudent; and the design, implementation and maintenance of adequate internal financial controls, that were operating effectively for ensuring accuracy and completeness of the accounting records, relevant to the preparation and presentation of the financial statements that give a true and fair view and are free from material misstatement, whether due to fraud or error, which have been used for the purpose of preparation of the consolidated financial statements by the Directors of the Holding Company, as aforesaid.

8. In preparing the consolidated financial statements, the respective Board of Directors of the companies included in the Group are responsible for assessing the ability of the Group to continue as a going concern, disclosing, as applicable, matters related to going concern and using the going concern basis of accounting unless management either intends to liquidate the Group or to cease operations, or has no realistic alternative but to do so.
9. The respective Board of Directors of the companies included in the Group and of its associate are responsible for oversee the financial reporting process of the Group and of its associates.

### Auditor's Responsibilities for the Audit of the Financial Statements

10. Our objectives are to obtain reasonable assurance about whether the consolidated financial statements as a whole are free from material misstatement, whether due to fraud or error, and to issue an auditor's report that includes our opinion. Reasonable assurance is a high level of assurance, but is not a guarantee that an audit conducted in accordance with Standards on Auditing will always detect a material misstatement when it exists. Misstatements can arise from fraud or error and are considered material if, individually or in the aggregate, they could reasonably be expected to influence the economic decisions of users taken on the basis of these consolidated financial statements.
11. As part of an audit in accordance with Standards on Auditing, we exercise professional judgment and maintain professional skepticism throughout the audit. We also:
  - Identify and assess the risks of material misstatement of the consolidated financial statements, whether due to fraud or error, design and perform audit procedures responsive to those risks, and obtain audit evidence that is sufficient and appropriate to provide a basis for our opinion. The risk of not detecting a material misstatement resulting from fraud is higher than for one resulting from error, as fraud may involve collusion, forgery, intentional omissions, misrepresentations, or the override of internal control.
  - Obtain an understanding of internal control relevant to the audit in order to design audit procedures that are appropriate in the circumstances. Under section 143(3)(i) of the Companies Act, 2013, we are also

## INDEPENDENT AUDITOR'S REPORT (Contd...)

responsible for expressing our opinion on whether the company has adequate internal financial controls system in place and the operating effectiveness of such controls.

- Evaluate the appropriateness of accounting policies used and the reasonableness of accounting estimates and related disclosures made by management.
- Conclude on the appropriateness of management's use of the going concern basis of accounting and, based on the audit evidence obtained, whether a material uncertainty exists related to events or conditions that may cast significant doubt on the ability of the Group and its associates and jointly controlled entities to continue as a going concern. If we conclude that a material uncertainty exists, we are required to draw attention in our auditor's report to the related disclosures in the consolidated financial statements or, if such disclosures are inadequate, to modify our opinion. Our conclusions are based on the audit evidence obtained up to the date of our auditor's report. However, future events or conditions may cause the Group to cease to continue as a going concern.
- Evaluate the overall presentation, structure and content of the consolidated financial statements, including the disclosures, and whether the consolidated financial statements represent the underlying transactions and events in a manner that achieves fair presentation.
- Obtain sufficient appropriate audit evidence regarding the financial information of the entities or business activities within the Group and its associates to express an opinion on the consolidated financial statements. We are responsible for the direction, supervision and performance of the audit of the financial statements of such entities included in the consolidated financial statements of which we are the independent auditors. For the other entities included in the consolidated financial statements, which have been audited by other auditors, such other auditors remain responsible for the direction, supervision and performance of the audits carried out by them. We remain solely responsible for our audit opinion.

**12.** We communicate with those charged with governance of the Holding Company and such other entities included in the consolidated financial statements of which we are the independent auditors regarding, among other matters, the planned scope and timing of the audit and significant audit findings, including any significant deficiencies in internal control that we identify during our audit.

**13.** We also provide those charged with governance with a statement that we have complied with relevant ethical requirements regarding independence, and to communicate with them all relationships and other matters that may reasonably be thought to bear on our independence, and where applicable, related safeguards.

**14.** From the matters communicated with those charged with governance, we determine those matters that were of most significance in the audit of the consolidated financial statements of the current period and are therefore the key audit matters. We describe these matters in our auditor's report unless law or regulation precludes public disclosure about the matter or when, in extremely rare circumstances, we determine that a matter should not be communicated in our report because the adverse consequences of doing so would reasonably be expected to outweigh the public interest benefits of such communication.

**15. Other Matters**

- (a) We did not audit the financial statements / financial information of 1 subsidiary, whose financial statements / financial information reflect total assets of ₹ 143.85 Lakhs as at 31<sup>st</sup> March, 2023, total income of ₹ 9.79 Lakhs and net cash flows amounting to ₹ 10.49 Lakhs for the year ended on that date, as considered in the consolidated financial statements. These financial statements / financial information have been audited by other auditors whose reports have been furnished to us by the Management and our opinion on the consolidated financial statements, in so far as it relates to the amounts and disclosures included in respect of these subsidiaries and our report in terms of sub-sections (3) and (11) of Section 143 of the Act, in so far as it relates to the aforesaid subsidiaries, is based solely on the reports of the other auditors.



## INDEPENDENT AUDITOR'S REPORT (Contd...)

- (b) Our opinion on the consolidated financial statements, and our report on Other Legal and Regulatory Requirements below, is not modified in respect of the above matters with respect to our reliance on the work done and the reports of the other auditors and the financial statements / financial information certified by the Management.

### Report on Other Legal and Regulatory Requirements

- 16.** As required by the Companies (Auditor's Report) Order, 2020 ("the Order") issued by the Central Government of India in terms of Section 143 (11) of the Act, according to the information and explanations given to us and based on our examination, there are no companies included in the consolidated financial statements of the Holding Company which are companies except the Holding Company. The Companies (Auditor's Report) Order, 2020 of the Holding Company did not include any qualifications or adverse remarks. Accordingly, the requirement to report on clause 3(xxi) of the order is not applicable to the holding company.
- 17.** As required by Section 143 (3) of the Act, we report, to the extent applicable, that:
- (a) We have sought and obtained all the information and explanations which to the best of our knowledge and belief were necessary for the purpose of our audit of the aforesaid consolidated financial statements;
- (b) In our opinion, proper books of account as required by law relating to preparation of the aforesaid consolidated financial statements have been kept so far as it appears from our examination of those books and the reports of the other auditors.
- (c) The Consolidated Balance Sheet, the Consolidated Statement of Profit and Loss, and the Consolidated Cash Flow Statement dealt with by this Report are in agreement with the relevant books of account maintained for the purpose of preparation of the consolidated financial statements.
- (d) In our opinion, the aforesaid consolidated financial statements comply with Ind AS specified under Section 133 of the Act.
- (e) On the basis of the written representations received from the directors of the Holding Company as on 31st March, 2023 taken on record by the Board of Directors of the Holding Company and the reports of the other statutory auditors of its subsidiary companies covered under the act, none of the directors of the Group companies covered under the Act, are disqualified as on 31<sup>st</sup> March, 2023 from being appointed as a director in terms of Section 164 (2) of the Act.
- (f) With respect to the adequacy of internal financial controls over financial reporting of the Group and the operating effectiveness of such controls, refer to our separate report in Annexure "A".
- (g) In our opinion and according to the information and explanations given to us, the remuneration paid during the current year by the Holding Company, being the only Company to which such requirements of the Act are applicable, to its directors is in accordance with the provisions of Section 197 of the Act. The remuneration paid to any director by the Holding Company is not in excess of the limit laid down under Section 197 of the Act.
- (h) With respect to the other matters to be included in the Auditor's Report in accordance with Rule 11 of the Companies (Audit and Auditor's) Rules, 2014, in our opinion and to the best of our information and according to the explanations given to us:
- i. the consolidated financial statement has disclosed the impact of pending litigations on its financial position in the Consolidated financial statements; (Refer Note 43 to the financial statements);
  - ii. The Group has made provision, as required under the applicable law or accounting standards, for material foreseeable losses, if any, on long-term contracts including derivative contracts.
  - iii. There has been no delay in transferring the amounts, required to be transferred, to the Investor Education and Protection Fund by the Group.
  - iv.(i) The management has represented that, to the best of its knowledge and belief, other than as disclosed in the notes to the accounts, no funds have been advanced or loaned or invested (either from borrowed funds or share premium or any other sources or kind of funds) by the

## INDEPENDENT AUDITOR'S REPORT (Contd...)

company to or in any other persons or entities, including foreign entities ("Intermediaries") with the understanding, whether recorded in writing or otherwise, that the Intermediaries shall, whether, directly or indirectly lend or invest in the other persons or entities identified in any manner whatsoever by or on behalf of the Company ("Ultimate Beneficiaries") or provide any guarantee, security or the like on behalf of the Ultimate Beneficiaries.

- (ii) The management has represented, that to the best of its knowledge and belief, other than as disclosed in the notes to the accounts, no funds have been received by the Company from any persons or entities, including foreign entities ("Funding Parties"), with the understanding, whether recorded in writing or otherwise, that the company shall, whether directly or indirectly lend or invest in the other persons or entities identified in any manner whatsoever by or on behalf of the Funding Parties ("Ultimate Beneficiaries") or provide any guarantee, security or the like on behalf of the Ultimate Beneficiaries.

- (iii) Based on such audit procedures applied by us, nothing has come to our notice that has caused us to believe that the representations made under sub clause (iv) (i) and (ii) contain any material misstatement.

- v. The dividend declared and paid during the year by the Holding Company, being the only Company in the group to which such requirements of the Act are applicable, the dividend declared and paid during the year by the Company is in compliance with Section 123 of the Companies Act, 2013.

- vi. Proviso to Rule 3(1) of the Companies (Accounts) Rules, 2014 for maintaining books of account using accounting software which has a feature of recording audit trail (edit log) facility is applicable to the Company with effect from April 1, 2023, and accordingly, reporting under Rule 11(g) of Companies (Audit and Auditors) Rules, 2014 is not applicable for the financial year ended March 31, 2023.

**For, Samir M Shah & Associates**  
**Chartered Accountants,**  
**[Firm Regd. No. 122377W]**

**(Samir M Shah)**  
**Partner**  
**[M. No. 111052]**

**UDIN: 23111052BGWTKK5157**

**Place: Ahmedabad**  
**Date: 25/05/2023**

## INDEPENDENT AUDITOR'S REPORT (Contd...)

### ANNEXURE "A" TO INDEPENDENT AUDITOR'S REPORT

Referred to in paragraph 17(f) of our Report of even date to the Members of **Lincoln Pharmaceuticals Limited** for the year ended **31<sup>st</sup> March, 2023**.

#### Report on the Internal Financial Controls under Clause (i) of Sub-section 3 of Section 143 of the Companies Act, 2013 ("the Act")

##### Opinion

We have audited the internal financial controls over financial reporting of **Lincoln Pharmaceuticals Limited** (hereinafter referred to as the "Holding Company") as of March 31,2023, In Conjunction with our audit of Consolidated Ind AS financial statements of the Company for the year ended on that date.

In our Opinion, the Group has, in all material respect, an adequate internal financial control system over financial reporting and such internal financial controls over financial reporting were operating effectively as at March 31,2023, based on the internal control over financial reporting criteria established by the Holding company considering the essential components of internal control stated in the Guidance Note on audit of Internal Financial Controls over Financial Reporting issued by the Institute of Chartered Accountants of India.

##### Management's Responsibility for Internal Financial Controls

The respective board of Directors of the Holding, its Subsidiary Company is responsible for establishing and maintaining internal financial controls based on the internal control over financial reporting criteria established by respective companies considering the essential components of internal control stated in the Guidance Note on Audit of Internal Financial Controls Over Financial Reporting issued by the Institute of Chartered Accountants of India (ICAI).

These responsibilities include the design, implementation and maintenance of adequate internal financial controls that were operating effectively for ensuring the orderly and efficient conduct of its business, including adherence to the respective company's policies, the safeguarding of its assets, the prevention and detection of frauds and errors, the accuracy and completeness of the accounting records, and the timely preparation of reliable financial information, as required under the Companies Act, 2013.

##### Auditors' Responsibility

Our responsibility is to express an opinion on the internal financial controls over financial reporting of the Holding and its Subsidiary Companies based on our audit. We conducted our audit in accordance with the Guidance Note on Audit of Internal Financial Controls Over Financial Reporting (the "Guidance Note") and the Standards on Auditing, issued by ICAI and deemed to be prescribed under section 143(10) of the Companies Act, 2013, to the extent applicable to an audit of internal financial controls. Those Standards and the Guidance Note require that we comply with ethical requirements and plan and perform the audit to obtain reasonable assurance about whether adequate internal financial controls over financial reporting was established and maintained and if such controls operated effectively in all material respects.

Our audit involves performing procedures to obtain audit evidence about the adequacy of the internal financial controls system over financial reporting and their operating effectiveness. Our audit of internal financial controls over financial reporting included obtaining an understanding of internal financial controls over financial reporting, assessing the risk that a material weakness exists and testing and evaluating the design and operating effectiveness of internal control based on the assessed risk. The procedures selected depend on the auditor's judgment, including the assessment of the risks of material misstatement of the financial statements, whether due to fraud or error.

We believe that the audit evidence we have obtained is sufficient and appropriate to provide a basis for our audit opinion on the internal financial controls system over financial reporting of the Holding and Its Subsidiaries.

##### Meaning of Internal Financial Controls over Financial Reporting

A company's internal financial control over financial reporting is a process designed to provide reasonable assurance regarding the reliability of financial reporting and the preparation of financial statements for external purposes in accordance with generally accepted accounting principles. A company's internal financial control over financial reporting includes those policies and procedures that (1)Pertain to the maintenance of records that, in reasonable detail ,accurately and fairly reflect the transactions and dispositions of the assets of the company; (2) Provide reasonable assurance that transactions are recorded as necessary

## INDEPENDENT AUDITOR'S REPORT (Contd...)

to permit preparation of financial statements in accordance with generally accepted accounting principles, and that receipts and expenditures of the company are being made only in accordance with authorizations of management and directors of the company; and (3) provide reasonable assurance regarding prevention or timely detection of unauthorized acquisition, use, or disposition of the company's assets that could have a material effect on the financial statements.

### **Inherent Limitations of Internal Financial Controls over Financial Reporting**

Because of the inherent limitations of internal financial controls over financial reporting, including the possibility of collusion or improper management override of controls, material misstatements due to error or fraud may occur and not be detected. Also, projections of any evaluation of the internal

financial controls over financial reporting to future periods are subject to the risk that the internal financial control over financial reporting may become inadequate because of changes in conditions, or that the degree of compliance with the policies or procedures may deteriorate.

### **Other Matter**

Our aforesaid report under Section 143(3)(i) of the Act on the adequacy and operating effectiveness of the internal financial controls with reference to the Consolidated financial statements insofar as it relates to a subsidiary Company, said subsidiary company is not covered under the Act and hence reporting on the adequacy and operating effectiveness of internal financial controls over financial reporting is not applicable to such subsidiary company.

**For, Samir M Shah & Associates  
Chartered Accountants,  
[Firm Regd. No. 122377W]**

**(Samir M Shah)  
Partner**

**[M. No. 111052]**

**UDIN: 23111052BGWTKK5157**

**Place: Ahmedabad**

**Date: 25/05/2023**

# Consolidated Balance Sheet

as at March 31, 2023

(₹ in Lakhs)

Particulars	Note No.	As at March 31, 2023	As at March 31, 2022
<b>A ASSETS</b>			
<b>1 Non-current assets</b>			
(a) Property, plant and equipment	5	15,000.13	13,124.40
(b) Right of Use Assets	5A	23.22	25.38
(c) Capital work-in-progress	6	671.40	1,605.36
(d) Other intangible assets	7	29.46	38.27
(e) Financial Assets			
(i) Investments	8	0.26	0.26
(ii) Loans	9	5,931.15	2,684.05
(iii) Others	10	103.66	215.24
(f) Other non-current assets	11	261.46	457.79
<b>Total non current assets</b>		<b>22,020.74</b>	<b>18,150.75</b>
<b>2 Current assets</b>			
(a) Inventories	12	7,002.79	7,274.20
(b) Financial assets			
(i) Investments	13	9,132.62	9,680.60
(ii) Trade receivables	14	13,633.08	11,594.15
(iii) Cash and cash equivalents	15	505.20	693.40
(iv) Other Bank balances	16	2,926.76	1,186.53
(v) Loans	17	2,322.59	3,177.73
(vi) Other financial assets	18	67.78	82.37
(c) Current tax assets (Net)	19	Nil	Nil
(d) Other current assets	20	1,130.46	1,595.99
<b>Total current assets</b>		<b>36,721.28</b>	<b>35,284.97</b>
<b>Total assets (1+2)</b>		<b>58,742.02</b>	<b>53,435.72</b>
<b>B EQUITY AND LIABILITIES</b>			
<b>1 Equity</b>			
(a) Share capital	21	2,002.97	2,002.97
(b) Other equity	22	48,244.47	41,284.77
<b>Total equity</b>		<b>50,247.44</b>	<b>43,287.74</b>
<b>LIABILITIES</b>			
<b>2 Non-current liabilities</b>			
(a) Financial liabilities			
(i) Borrowings		Nil	Nil
(ii) Other financial liabilities	23	472.12	453.91
(b) Deferred tax liabilities (Net)	24	794.05	645.45
<b>Total non current liabilities</b>		<b>1,266.17</b>	<b>1,099.36</b>
<b>3 Current liabilities</b>			
(a) Financial liabilities			
(i) Borrowings	25	199.72	204.36
(ii) Trade payables	26		
- Total outstanding dues of micro and small enterprises -		459.44	1,361.33
- Total outstanding dues of creditors other than micro and small enterprises-		4,655.86	5,805.39
(iii) Other financial liabilities -	27	1,213.18	861.70
(b) Other current liabilities	28	209.19	122.35
(c) Provisions	29	402.87	265.82
(d) Current tax liabilities (Net)	30	88.15	427.67
<b>Total current liabilities</b>		<b>7,228.41</b>	<b>9,048.62</b>
<b>Total equity and liabilities (1+2+3)</b>		<b>58,742.02</b>	<b>53,435.72</b>
<b>Summary of significant accounting policies</b>	<b>4</b>		

As per our report of even date attached herewith.

**For, Samir M Shah & Associates**

Chartered Accountants  
(Firm Regd. No.122377W)

**[Samir M Shah]**

Partner  
(M.No. 111052)

Place : Ahmedabad  
Date: 25/05/2023

For and on behalf of the Board of Directors of  
**Lincoln Pharmaceuticals Limited**

**(Mahendra G. Patel)**  
(Managing Director)  
(DIN : 00104706)

**(Darshit A. Shah)**  
(Chief Financial Officer)

Place: Ahmedabad  
Date: 25/05/2023

**(Hashmukh I. Patel)**  
(Whole Time Director)  
(DIN : 00104834)

**(Trusha K. Shah)**  
(Company Secretary)  
(M. No. A59416)

# Consolidated Statement of Profit and Loss

for the year ended March 31, 2023

(₹ in Lakhs)

Particulars	Note No.	Year Ended March 31, 2023	Year Ended March 31, 2022
<b>INCOME</b>			
I Revenue from operations	31	51,030.88	47,212.33
II Other income	32	2,247.29	999.77
<b>III Total Income (I + II)</b>		<b>53,278.17</b>	<b>48,212.10</b>
<b>EXPENSES</b>			
(a) Cost of materials consumed	33	17,699.52	15,847.51
(b) Purchases of stock-in-trade	34	6,864.12	7,367.48
(c) Changes in inventories of finished goods, stock-in-trade and work-in-progress	35	(423.95)	(1,356.83)
(d) Employee benefit expense	36	9,315.95	7,971.50
(e) Finance costs	37	203.01	145.12
(f) Depreciation and amortisation expense	38	916.61	808.78
(g) Other expenses	39	8,654.93	7,834.61
<b>IV Total Expenses</b>		<b>43,230.19</b>	<b>38,618.17</b>
<b>V Profit before tax (III- IV)</b>		<b>10,047.98</b>	<b>9,593.93</b>
<b>VI Tax Expense</b>			
(a) Current tax	40	2,474.96	2,449.77
(b) Deferred tax liability / (assets)	40	158.61	72.03
(c) Short/(Excess) Provision of Tax		124.48	136.63
<b>Total tax expense</b>		<b>2,758.05</b>	<b>2,658.43</b>
<b>VII Profit for the year (V - VI)</b>		<b>7,289.93</b>	<b>6,935.50</b>
<b>VIII Other comprehensive income</b>			
(i) Items that will not be reclassified to profit or loss			
Remeasurements of the defined benefit plans	41	(39.79)	17.37
(ii) Income tax relating to items that will not be reclassified to profit or loss	41	10.01	(4.37)
<b>IX Total other comprehensive income</b>		<b>(29.78)</b>	<b>13.00</b>
<b>X Total comprehensive income for the year (VII+IX)</b>		<b>7,260.15</b>	<b>6,948.50</b>
<b>XI Basic &amp; diluted earnings per share of face value of Rs.10 each fully paid up.</b>			
(a) Basic	51	36.40	34.63
(b) Diluted	51	36.40	34.63

As per our report of even date attached herewith.

**For, Samir M Shah & Associates**

Chartered Accountants  
(Firm Regd. No.122377W)

**[Samir M Shah]**

Partner  
(M.No. 111052)

Place : Ahmedabad  
Date: 25/05/2023

For and on behalf of the Board of Directors of  
**Lincoln Pharmaceuticals Limited**

**(Mahendra G. Patel)**  
(Managing Director)  
(DIN : 00104706)

**(Darshit A. Shah)**  
(Chief Financial Officer)

Place: Ahmedabad  
Date: 25/05/2023

**(Hashmukh I. Patel)**  
(Whole Time Director)  
(DIN : 00104834)

**(Trusha K. Shah)**  
(Company Secretary)  
(M. No. A59416)

## Consolidated Statement of Cash Flow

for the year ended March 31, 2023

(₹ in Lakhs)		
Particulars	Year Ended March 31, 2023	Year Ended March 31, 2022
<b>Cash flow from operating activities</b>		
Profit before tax	10,047.98	9,593.93
<b>Adjustments for :</b>		
Depreciation and amortisation expense	916.61	808.78
Finance costs	203.01	145.12
Provision/(Reversal) for Expected Credit Loss	(17.76)	(17.43)
Bad-debt written off	Nil	70.08
Non Current Investment Write off	Nil	0.14
MTM (gain) / loss on fair valuation of derivative financial instruments	12.85	(7.18)
Loss / (Profit) on sale of property, plant & Equipment (net)	(7.60)	12.95
Interest income	(617.11)	(502.84)
(Gain) / Loss on fair valuation of Mutual Funds	(438.15)	(265.60)
Gain on sale of Current Investment	(75.31)	(95.57)
<b>Operating profit before working capital changes</b>	<b>10,024.52</b>	<b>9,742.38</b>
<b>Changes in operating assets and liabilities:</b>		
(Increase)/Decrease in Inventories	271.41	(2,612.92)
(Increase)/Decrease in Trade receivables	(2,021.19)	(311.92)
(Increase)/Decrease in Other Non Current Financial Assets	(15.62)	(10.56)
(Increase)/Decrease in Other Current Financial Assets	(18.84)	(2.37)
(Increase)/Decrease in Other Non Current Assets	5.87	(4.36)
(Increase)/Decrease in Other Current Assets	465.53	1,844.96
Increase/(Decrease) in Trade Payable	(2,051.42)	1,459.29
Increase/(Decrease) in Other non current Financial Liabilities	18.21	24.76
Increase/(Decrease) in Other current Financial Liabilities	24.60	119.09
Increase/(Decrease) in Other Current Liabilities	86.84	(330.61)
Increase/(Decrease) in Short-term Provisions	97.26	65.09
<b>Cash flow generated from operations</b>	<b>6,887.17</b>	<b>9,982.83</b>
Direct taxes paid (net)	(2,960.98)	(2,369.64)
<b>NET CASH FLOW FROM OPERATING ACTIVITIES (A)</b>	<b>3,926.19</b>	<b>7,613.19</b>
<b>Cash flows from investing activities</b>		
Purchase of Property, Plant and Equipments	(1,428.20)	(4,552.52)
Proceeds from sale of Property, Plant and Equipments	70.57	7.93
Increase in Margin Money / Fixed Deposit	(1,574.05)	(1,290.45)
Decrease in Margin Money / Fixed Deposit	72.02	214.89
Non Current Loan Given	(1,800.00)	(950.00)
Non Current Loan Received Back	Nil	946.14
Current Loan Given	(2,600.00)	(6,220.00)
Current Loan Received Back	2,441.41	5,026.00
Interest received	92.55	262.94
Sale of Current Investment	7,380.13	4,051.78

## Consolidated Statement of Cash Flow (Contd.)

for the year ended March 31, 2023

(₹ in Lakhs)		
Particulars	Year Ended March 31, 2023	Year Ended March 31, 2022
Purchase of Current Investment	(6,318.69)	(5,304.73)
<b>NET CASH FLOW FROM INVESTING ACTIVITIES (B)</b>	<b>(3,664.26)</b>	<b>(7,808.02)</b>
<b>Cash flows from financing activities</b>		
Repayment of Long-term borrowings	Nil	(51.97)
Proceeds from Short-term borrowings	1,935.74	200.00
Repayment of Short-term borrowings	(1,950.18)	Nil
Dividend Paid on equity shares	(300.45)	(300.00)
Finance costs Paid	(135.24)	(103.64)
<b>NET CASH FLOW FROM FINANCING ACTIVITIES (C)</b>	<b>(450.13)</b>	<b>(255.61)</b>
<b>NET INCREASED IN CASH AND CASH EQUIVALENTS (A + B + C)</b>	<b>(188.20)</b>	<b>(450.44)</b>
Cash and cash equivalents at the beginning of the year(Refer Note.(i)) below	693.40	1,143.84
<b>Cash and cash equivalents at the end of the year</b>	<b>505.20</b>	<b>693.40</b>

Notes:

(i). Components of cash and cash equivalents at each balance sheet: (₹ in Lakhs)

Particulars	Year Ended March 31, 2023	Year Ended March 31, 2022
Cash on hand	37.09	24.84
Balances with Bank	468.11	668.56
<b>Total Cash and cash equivalents (Refer Note 15)</b>	<b>505.20</b>	<b>693.40</b>

(ii) The above cash flow statement has been prepared under the "Indirect Method" as set out in the Indian Accounting Standard - 7 Cash Flow Statements specified under Section 133 of the Companies Act, 2013, read with Rule 7 of the Companies (Indian Accounting Standards) Rules, 2015.

See accompanying notes forming part of the Financial Statements

As per our report of even date attached herewith.

**For, Samir M Shah & Associates**

Chartered Accountants  
(Firm Regd. No.122377W)

**[Samir M Shah]**

Partner  
(M.No. 111052)

Place : Ahmedabad  
Date: 25/05/2023

For and on behalf of the Board of Directors of  
**Lincoln Pharmaceuticals Limited**

**(Mahendra G. Patel)**  
(Managing Director)  
(DIN : 00104706)

**(Darshit A. Shah)**  
(Chief Financial Officer)

Place: Ahmedabad  
Date: 25/05/2023

**(Hashmukh I. Patel)**  
(Whole Time Director)  
(DIN : 00104834)

**(Trusha K. Shah)**  
(Company Secretary)  
(M. No. A59416)



## Consolidated Statement of Changes in Equity

for the year ended on March 31, 2023

### Equity Share Capital (₹ in Lakhs)

Particulars	Note No.	Total
<b>Balance as on 1st April, 2021</b>	<b>21</b>	<b>2,002.97</b>
Changes in Equity Share capital due to prior period errors		Nil
Restated Balance as on 1st April, 2021		2,002.97
Changes during the year		Nil
<b>Balance as on 31st March, 2022</b>	<b>21</b>	<b>2,002.97</b>
Changes in Equity Share capital due to prior period errors		Nil
Restated Balance as on 31st March, 2022		2,002.97
Changes during the year		Nil
<b>Balance as on 31st March, 2023</b>	<b>21</b>	<b>2,002.97</b>

### Other Equity (₹ in Lakhs)

Particulars	Note No.	Reserves and Surplus				Equity Securities Premium	Total
		Retained Earnings		General Reserve	Capital Reserve		
		Profit and Loss	Other Comprehensive Income				
<b>Balance as at 1st April, 2021</b>	<b>22</b>	<b>28,240.85</b>	<b>(30.98)</b>	<b>923.72</b>	<b>(958.98)</b>	<b>6,461.66</b>	<b>34,636.27</b>
Profit for the year		6,935.50	Nil	Nil	Nil	Nil	6,935.50
Other comprehensive income for the year (Net of Tax)		Nil	13.00	Nil	Nil	Nil	13.00
<b>Total Comprehensive Income for the year</b>		<b>35,176.35</b>	<b>(17.98)</b>	<b>923.72</b>	<b>(958.98)</b>	<b>6,461.66</b>	<b>41,584.77</b>
<b>Transactions with Owners in their capacity as Owners:</b>							
Transfer to General Reserve		(50.00)	Nil	50.00	Nil	Nil	Nil
Payment of Dividends		(300.00)	Nil	Nil	Nil	Nil	(300.00)
<b>Balance as at 31st March, 2022</b>	<b>22</b>	<b>34,826.35</b>	<b>(17.98)</b>	<b>973.72</b>	<b>(958.98)</b>	<b>6,461.66</b>	<b>41,284.77</b>
Profit for the year		7,289.93	Nil	Nil	Nil	Nil	7,289.93
Other comprehensive income for the year (Net of Tax)		Nil	(29.78)	Nil	Nil	Nil	(29.78)
<b>Total Comprehensive Income for the year</b>		<b>42,116.28</b>	<b>(47.76)</b>	<b>973.72</b>	<b>(958.98)</b>	<b>6,461.66</b>	<b>48,544.92</b>
<b>Transactions with Owners in their capacity as Owners:</b>							
Payment of Dividends		(300.45)	Nil	Nil	Nil	Nil	(300.45)
Transfer to General Reserve		(50.00)	Nil	50.00	Nil	Nil	Nil
<b>Balance as at 31st March, 2023</b>	<b>22</b>	<b>41,765.83</b>	<b>(47.76)</b>	<b>1,023.72</b>	<b>(958.98)</b>	<b>6,461.66</b>	<b>48,244.47</b>

As per our report of even date attached herewith.

**For, Samir M Shah & Associates**

Chartered Accountants  
(Firm Regd. No.122377W)

**[Samir M Shah]**

Partner  
(M.No. 111052)

Place : Ahmedabad

Date: 25/05/2023

For and on behalf of the Board of Directors of  
**Lincoln Pharmaceuticals Limited**

**(Mahendra G. Patel)**

(Managing Director)  
(DIN : 00104706)

**(Darshit A. Shah)**

(Chief Financial Officer)

Place: Ahmedabad

Date: 25/05/2023

**(Hashmukh I. Patel)**

(Whole Time Director)  
(DIN : 00104834)

**(Trusha K. Shah)**

(Company Secretary)  
(M. No. A59416)

# Notes to consolidated financial statement

for the year ended March 31, 2023

## 1. Corporate information:

The consolidated financial statements relate to Lincoln Pharmaceuticals Limited ("the Group") and its subsidiary Companies. Lincoln Pharmaceuticals Limited is a listed Group, incorporated on January 20, 1995 under the provisions of the Companies Act 1956, having its registered office in the Ahmedabad, Gujarat, India. The shares of the Group are listed on BSE and NSE. The Group is engaged in the business of manufacturing and trading of pharmaceutical products. The Group and its subsidiary constitute "the Group". The details of the subsidiary along with nature of business are as under:

Subsidiary Name	Nature of Business	% of Voting Power by the Holding Group (Refer Note 49)	Accounting Period
Zullinc Healthcare LLP	Manufacturing and Trading of Pharmaceutical Products	100%	Considered for the period: April 1, 2022 to March 31, 2023

The consolidated financial statements are approved for issue by the Group's Board of Directors on May 25, 2023.

## 2. Statement of compliance:

The consolidated financial statements have been prepared in accordance with Ind AS notified under the Companies (Indian Accounting Standards) Rules, 2015 as amended read with Section 133 of the Companies Act, 2013.

The current consolidated financial statements comprising of Balance Sheet, Statement of Profit and Loss, Statement of Changes in Equity and Statement of Cash Flows as at March 31, 2023 have been prepared in accordance with Indian Accounting Standards ('Ind AS') under the historical cost convention on the accrual basis, except for certain financial instruments which are measured at fair values as prescribed under Section 133 of the Companies Act, 2013 read with Rule 3 of the Companies (Indian Accounting

Standards) Rules, 2015 and Companies (Indian Accounting Standards) Amendment Rules, 2016. The accounting policies are applied consistently to all the periods presented in the financial statements except where a newly issued accounting standard is initially adopted or a revision to an existing accounting standard requires a change in the accounting policy hitherto in use. The Group retains the presentation and classification of items in the financial statements from one period to the next.

## 3. Basis of preparation and principles of Consolidation:

### i) Basis of preparation:

The Consolidated financial statements have been prepared on accrual basis of accounting under historical cost convention, except for the following where the fair valuation have been carried out in accordance with the requirements of respective Ind AS:

- Employee defined benefit plans – Plan assets - Note 44.
- Financial Instruments recognised at FVTPL or FVTOCI - Note 46.

Historical cost is generally based on the fair value of the consideration given in exchange for goods and services.

Fair value is the price that would be received to sell an asset or paid to transfer a liability in an orderly transaction between market participants at the measurement date, regardless of whether that price is directly observable or estimated using another valuation technique. In estimating the fair value of an asset or a liability, the Group takes into account the characteristics of the asset or liability if market participants would take those characteristics into account when pricing the asset or liability at the measurement date.

### ii) Principles of consolidation:

A. subsidiary are those entities over which the group has control. The group controls an entity when the group is exposed to, or has rights to, variable returns from its involvement with the entity and has the ability to affect those returns through its power to direct the relevant activities of the entity. subsidiary

## Notes to consolidated financial statement (Contd...)

for the year ended March 31, 2023

are fully consolidated from the date on which control is transferred to the group. They are de-consolidated from the date that control ceases.

- B. The group combines the financial statements of the parent and its subsidiary line by line adding together the book value of like items of assets, liabilities, equity, income and expenses. Inter-Group transactions, balances and unrealised gains on transactions between group companies are eliminated. Unrealised losses are also eliminated unless the transaction provides evidence of an impairment of the transferred asset.
- C. The Group considers all relevant facts and circumstances in assessing whether or not the Group's voting rights in an investee are sufficient to give it power, including:
  - a. the size of the Group's holding of voting rights relative to the size and dispersion of holdings of the other vote holders;
  - b. potential voting rights held by the Group, other vote holders or other parties;
  - c. rights arising from other contractual arrangements; and
  - d. any additional facts and circumstances that indicate that the Group has, or does not have, the current ability to direct the relevant activities at the time that decisions need to be made, including voting patterns at previous shareholders' meetings.
- D. Profit or loss and each component of other comprehensive income are attributed to the owners of the Group and to the non-controlling interests. Total comprehensive income of subsidiary is attributed to the owners of the Group and to the noncontrolling interests even if this results in the non-controlling interests having a deficit balance.
- E. The financial statements of the Group and its subsidiary have been consolidated using uniform accounting policies.

#### 4. Summary of significant accounting policies:

##### i) Use of estimates:

The preparation of the consolidated financial statements in conformity with Ind AS requires the Management to make estimates, judgements and assumptions. These estimates, judgements and assumptions affect the application of accounting policies and the reported amounts of assets and liabilities, the disclosures of contingent assets and liabilities at the date of the consolidated financial statements and reported amounts of revenues and expenses during the period. Application of accounting policies that require critical accounting estimates involving complex and subjective judgements and the use of assumptions in financial statements have been specified in Note 4(ii) below. Accounting estimates could change from period to period. Actual results could differ from estimates. Appropriate changes in estimates are made as the Management becomes aware of changes in circumstances surrounding the estimates. Changes in estimates are reflected in consolidated financial statements in the period in which the changes are made and, if material, their effects are disclosed in these notes to the consolidated financial statements.

Critical Accounting Estimates and Judgement used in application of Accounting Policies are specified here-in-after:

##### a. Income Taxes

Significant judgements are involved in determining the provision for Income Taxes, including amount expected to be paid / recovered for uncertain tax positions. (Also refer Note 11, 19 and 30)

##### b. Property, Plant and Equipment

Property, plant and equipment represent a significant proportion of the asset base of the Group. The charge in respect of periodic depreciation is derived after determining an estimate of an asset's expected useful life and the expected residual value at the end of its life. The useful life and residual values of the Group's assets are determined by the Management

## Notes to consolidated financial statement (Contd...)

for the year ended March 31, 2023

at the time the asset is acquired and reviewed periodically, including at each financial year end. The life is based on historical experience with similar assets as well as anticipation of future events, which may impact their life such as changes in technology. (Refer Note 5)

### c. Impairment of Financial Assets

The impairment provisions for consolidated financial assets are based on assumptions about risk of default and expected loss rates. The Group uses judgement in making these assumptions and selecting the inputs to the impairment calculation based on empirical evidence available without under cost or effort, existing market conditions as well as forward looking estimates at the end of each reporting period. (Refer Note 10 & 18)

### d. Defined Benefit Plan

The cost of the defined benefit plan and other post-employment benefits and the present value of such obligations is determined using actuarial valuation. An actuarial valuation involves making various assumptions that may differ from actual developments in the future. These include the determination of the discount rate, future salary increases, mortality rates and attrition rate. Due to the complexities involved in the valuation and its long-term nature, a defined benefit obligation is highly sensitive to changes in these assumptions. All assumptions are reviewed at each reporting date. (Refer Note 44)

### e. Fair Value Measurement of Financial Instruments

When the fair value of consolidated financial assets and consolidated financial liabilities recorded in the balance sheet cannot be measured based on quoted prices in active markets, their fair value is measured using valuation techniques including the Discounted Cash Flow (DCF) model. The inputs to these models are taken from observable markets, where possible, but where this is not feasible, a degree of judgement is required in establishing

fair values. Judgements include consideration of inputs such as liquidity risk, credit risk and volatility. Changes in assumptions about these factors could affect the reported fair values of financial instruments. (Refer Note 46)

### f. Policy on Sales returns for Critical Estimates

The Group accounts for sales returns accrual by recording an allowance for sales returns concurrent with the recognition of revenue at the time of a product sale. This allowance is based on the Group's estimate of expected sales returns. With respect to established products, the Group considers its historical experience of sales returns, levels of inventory in the distribution channel, estimated shelf life, to the extent each of these factors impact the Group's business and markets. With respect to new products introduced by the Group, such products have historically been either extensions of an existing line of product where the Group has historical experience or in therapeutic categories where established products exist and are sold either by the Group.

### g. Other estimates

The preparation of consolidated financial statements involves estimates and assumptions that affect the reported amount of assets, liabilities, disclosure of contingent liabilities at the date of consolidated financial statements and the reported amount of revenues and expenses for the reporting period. Specifically, the Group estimates the probability of collection of accounts receivable by analyzing historical payment patterns, customer concentrations, customer credit-worthiness and current economic trends. If the financial condition of a customer deteriorates, additional allowances may be required.

### ii) Revenue recognition:

#### Revenue from Contacts with Customers

Revenue is recognised to the extent that it is probable that the economic benefits will flow to the Group and the revenue can be reliably measured, regardless of

## Notes to consolidated financial statement (Contd...)

for the year ended March 31, 2023

when the payment is being made.

Revenue is measured at the transaction price for each separate performance obligation, taking into account contractually defined terms of payment and excluding taxes or duties collected on behalf of the government. The transaction price is net of estimated customer returns, rebates and other similar allowances.

### a) Sale of Goods

Revenue from the sale of goods is recognized at that point in time, the customer has the ability to direct the use of, and obtain substantially all of the remaining benefits from, the asset or to restrict the access of other entities to those benefits.

The time taken from entering into order and sale is less than 12 months and the normal credit period offered to customers is also less than 12 months. The Group offers trade Discount, Quantity Discount, cash Discount, Discount for Shortage or quality issue discount which are factored while determining transaction price. Revenue is recognised such that significant reversal is not highly probable. The reconciliation between the contract price and revenue recognised is given in Note 31.

When the consideration is received, before the Group transfers goods to the customer, the Group presents the consideration as a contract liability.

### (b) Rendering of Services

#### Revenue from Job work service contracts

- i) Job Work service contracts are recognised at point in time as control is transferred to the customer only on dispatch. and
- ii) the revenue relating to supplies are measured in line with policy set out in 4(ii) (a).

When the consideration is received, before the Group transfers goods to the customer, the Group shall present the consideration as a contract liability and when the services rendered

by the Group exceed the payment, a contract asset is recognised excluding any amount presented as receivable.

### (c) Export Incentives

Export entitlements are recognized in the Statement of Profit and Loss when the right to receive credit as per the terms of scheme is established in respect of the exports made and where there is no significant uncertainty regarding the ultimate collection of the relevant export proceeds.

### (d) Interest Income

Interest income is calculated by applying the effective interest rate to the gross carrying amount of the financial assets except when the financial asset is credit-impaired in which case the effective interest rate is applied to the amortised cost of the financial asset. Effective interest rate is the rate that exactly discounts estimated future cash receipts through the expected life of the financial asset to that asset's gross carrying amount on initial recognition.

### (e) Insurance Claim:

Insurance claims are recognized when there is reasonable certainty regarding the realization of the same at an amount estimated by the management to the extent that it is highly probable that a significant reversal in the amount recognised will not occur at the time of actual receipt of the claim amount. At the end of each reporting period, the estimated amount is updated, if required, to represent faithfully the circumstances present at the end of the reporting period and the changes in circumstances during the reporting period.

### iii) Property, Plant & Equipment:

#### Property, Plant & Equipment

Property, plant and equipment are tangible items that are held for use in the production or supply of goods and services, rental to others or for administrative purposes and are expected to be used during more than one period. The cost of an item of property, plant

## Notes to consolidated financial statement (Contd...)

for the year ended March 31, 2023

and equipment is recognised as an asset if and only, if it is probable that future economic benefits associated with the item will flow to the Group and the cost of the item can be measured reliably. Freehold land is carried at cost less accumulated impairment losses. All other items of property, plant and equipment are stated at cost less accumulated depreciation and accumulated impairment losses.

Cost of an item of property, plant and equipment comprises:

- Its purchase price, all costs including financial costs till commencement of commercial production are capitalized to the cost of qualifying assets. Tax credit, if any, are accounted for by reducing the cost of property, plant & equipment;
- Any other costs directly attributable to bringing the asset to the location and condition necessary for it to be capable of operating in the manner intended by management.

All other repairs and maintenance are charged to profit or loss during the reporting period in which they are incurred.

An item of property, plant and equipment is derecognised upon disposal or when no future economic benefits are expected to arise from the continued use of the asset. Any gain or loss arising on the disposal or retirement of an item of property, plant and equipment is determined as the difference between the sales proceeds and the carrying amount of the asset and is recognised in Consolidated Statement of profit and loss account.

Borrowing costs directly attributable to the acquisition, construction or production of qualifying assets, which are assets that necessarily take a substantial period of time to get ready for their intended use, are added to the cost of those assets, until such time as the assets are substantially ready for their intended use.

### Capital Work-in-progress

Capital work in progress is stated at cost, comprising direct cost, related incidental expenses and attributable borrowing cost and net of accumulated impairment losses, if any. All the direct expenditure related to

implementation including incidental expenditure incurred during the period of implementation of a project, till it is commissioned, is accounted as Capital work in progress (CWIP) and after commissioning the same is transferred / allocated to the respective item of property, plant and equipment. Pre-operating costs, being indirect in nature, are expensed to the consolidated statement of profit and loss account as and when incurred.

### Compensation for impairment:

The Group recognises compensation from third parties for items of property, plant and equipment that were impaired, lost or given up in profit or loss when the compensation becomes receivable.

### Derecognition of Property, Plant and Equipment:

The carrying amount of an item of property, plant and equipment is derecognized on disposal or when no future economic benefits are expected from its use or disposal. The gain or loss from the derecognition of an item of property, plant and equipment is recognised in the consolidated statement of profit and loss account when the item is derecognised.

### iv) Depreciation on Property, Plant & Equipment:

Depreciation is provided on straight line method for property, plant and equipment so as to expense the cost over their estimated useful lives based on evaluation which are as indicated in Schedule II to Companies Act, 2013. The residual values, useful lives and methods of depreciation of property, plant and equipment are reviewed at each financial year end and adjusted prospectively, if appropriate. Depreciable amount of an item of property, plant and equipment is arrived at after deducting estimated residual value. The depreciable amount of an asset is allocated on a systematic basis over its useful life. Depreciation commences when the item of property, plant and equipment is in the location and condition necessary for it to be capable of operating in the manner intended by management. Depreciation ceases at the earlier of the date that the asset is classified as held for sale (or included in a disposal group that is classified as held for sale) and the date that the asset is derecognized. The Group review the depreciation method at each

## Notes to consolidated financial statement (Contd...)

for the year ended March 31, 2023

financial year-end and if, there has been a significant change in the expected pattern of consumption of the future economic benefits embodied in the asset, the method is changed to reflect the changed pattern. Such a change is accounted as a change in accounting estimate on prospective basis.

Depreciation on property, plant and equipment is provided over the useful lives specified as under:-

Nature of Assets	Useful life (in Years)
Land (Free Hold)	Nil
Factory Buildings	30
Non Factory Building	
RCC Frame Structure	60
Non RCC Frame Structure	30
Computer	3/6
Electrical Installation	10
Furniture & Fixtures	10
Office Equipments	5
Plant & Machinery	5 to 22
Vehicle	8 / 10

### v) Intangible Assets and Amortization:

The Group identifies an identifiable non-monetary asset without physical substance as an intangible asset. The Group recognises an intangible asset if it is probable that expected future economic benefits attributable to the asset will flow to the entity and the cost of the asset can be measured reliably. An intangible asset is initially measured at cost unless acquired in a business combination in which case an intangible asset is measured at its fair value on the date of acquisition. The Group identifies research phase and development phase of an internally generated intangible asset. Expenditure incurred on research phase is recognised as an expense in the Consolidated profit or loss for the period in which incurred. Expenditure on development phase are capitalised only when the Group is able to demonstrate the technical feasibility of completing the intangible asset, the ability to use the intangible asset and the development expenditure

can be measured reliably. The Group subsequently measures all intangible assets at cost less accumulated amortisation less accumulated impairment. An intangible asset is amortised on a straight-line basis over its useful life. Amortisation commences when the asset is in the location and condition necessary for it to be capable of operating in the manner intended by management. Amortisation ceases at the earlier of the date that the asset is classified as held for sale (or included in a disposal group that is classified as held for sale) and the date that the asset is derecognised. The amortisation charge for each period is recognised in Consolidated profit or loss unless the charge is a part of the cost of another asset. The amortisation period and method are reviewed at each financial year end. Any change in the period or method is accounted for as a change in accounting estimate prospectively. The Group derecognises an intangible asset on its disposal or when no future economic benefits are expected from its use or disposal and any gain or loss on derecognition is recognised in Consolidated statement of profit and loss account as gain / loss on derecognition of asset.

### vi) Impairment of Non-Financial Assets :

The Group reviews the carrying amount of its Property, Plant and Equipment, including Capital Work in progress of a "Cash Generating Unit" (CGU) at the end of each reporting period to determine whether there is any indication that those assets have suffered an impairment loss. If any such indication exists, the recoverable amount of the asset is estimated in order to determine the extent of the impairment loss (if any). When it is not possible to estimate the recoverable amount of an individual asset, the Group estimates the recoverable amount of the Cash Generating Unit to which the asset belongs.

Recoverable Amount is determined:

- i) In case of individual asset, at higher of the fair value less cost of disposal and value in use; and
- ii) In case of cash generating unit (a Group of assets that generates identified, independent cash flows), at the higher of the cash generating unit's fair value less cost of disposal and the value in use.



## Notes to consolidated financial statement (Contd...)

for the year ended March 31, 2023

If the recoverable amount of an asset (or cash generating unit) is estimated to be less than its carrying amount, the carrying amount of the asset (or cash-generating unit) is reduced to its recoverable amount. An impairment loss is recognized immediately in the Consolidated Statement of Profit and Loss.

### vii) Borrowing Costs:

Interest and other costs that the Group incurs in connection with the borrowing of funds are identified as borrowing costs. The Group capitalises borrowing costs that are directly attributable to the acquisition, construction or production of a qualifying asset as part of the cost of that asset. Other borrowing costs are recognised as an expense in the period in which it is incurred. A qualifying asset is an asset that necessarily takes a substantial period of time to get ready for its intended use. The Group identifies the borrowings into specific borrowings and general borrowings. Specific borrowings are borrowings that are specifically taken for the purpose of obtaining a qualifying asset. General borrowings include all other borrowings except the amount outstanding as on the balance sheet date of specific borrowings for assets that are not yet ready for use. Borrowing cost incurred actually on specific borrowings are capitalised to the cost of the qualifying asset. For general borrowings, the Group determines the amount of borrowing costs eligible for capitalisation by applying a capitalisation rate to the expenditures on the qualifying asset based on the weighted average of the borrowing costs applicable to general borrowings. The capitalisation on borrowing costs commences when the Group incurs expenditure for the asset, incurs borrowing cost and undertakes activities that are necessary to prepare the asset for its intended use or sale. The capitalisation of borrowing costs is suspended during extended periods in which active development of a qualifying asset is suspended. The capitalisation of borrowing costs ceases when substantially all the activities necessary to prepare the qualifying asset for its intended use or sale are complete.

Interest income earned on the temporary investment of specific borrowings pending their expenditure on qualifying assets is deducted from the borrowing costs eligible for capitalisation.

All other borrowing costs are recognised in consolidated statement of profit and loss in the period in which they are incurred.

### viii) Inventories:

#### Raw Materials, Packing Materials, Stores and Spares

Raw Materials, Packing Materials, Stores & Spares and consumables are valued at lower of cost (net of refundable taxes and duties) and net realisable value. The cost of these items of inventory are determined on FIFO basis and comprises of cost of purchase and other incidental costs incurred to bring the inventories to their location and condition. Materials and other items held for use in the production of inventories are not written down below cost if the finished products in which they will be incorporated are expected to be sold at or above cost.

#### Finished Goods and Work-in-progress

Work-in-progress and finished goods are valued at lower of cost and net realisable value. The cost of work-in-progress and finished goods of inventory is determined on weighted average basis. The cost of work-in-progress and finished goods includes cost of conversion and other costs incurred to bring the inventories to their present location and condition. Obsolete, slow moving and defective inventories are identified and valued at lower of cost and net realisable value.

#### Stock in Trade

Stock in Trade is valued at lower of cost and net realisable value. Cost is determined on FIFO basis.

### ix) Leases:

#### As a Lessee

The Group's leased assets consist of leases for Land. At inception of a contract, the group assesses whether a contract is, or contains, a lease. A contract is or contains, a lease if the contract conveys the right to control the use of an identified asset for a period of time in exchange for consideration. To assess whether a contract conveys the right to control the use of an identified asset, the group assesses whether: (i) the



## Notes to consolidated financial statement (Contd...)

for the year ended March 31, 2023

contract involves the use of an identified asset (ii) the group has the right to obtain substantially all of the economic benefits from use of the asset throughout the period of use; and (iii) the group has the right to direct the use of the asset.

The Group recognises a right-of-use asset and a lease liability at the lease commencement date. The right-of-use asset is initially measured at cost, which comprises the initial amount of the lease liability adjusted for any lease payments made at or before the commencement date, plus any initial direct costs incurred and an estimate of costs to dismantle and remove the underlying asset or to restore the underlying asset or the site on which it is located, less any lease incentives received.

The right-of-use asset is subsequently depreciated using the straight-line method from the commencement date to the earlier of the end of the useful life of the right-of-use asset or the end of the lease term. The estimated useful lives of right-of-use assets are determined on the same basis as those of Property, Plant and Equipment. In addition, the right-of-use asset is periodically reduced by impairment losses, if any, and adjusted for certain remeasurements of the lease liability.

The lease liability is initially measured at the present value of the lease payments that are not paid at the commencement date, discounted using the interest rate implicit in the lease or, if that rate cannot be readily determined, the Group's incremental borrowing rate. Generally, the Group uses its incremental borrowing rate as the discount rate.

The lease liability is subsequently measured as given below:

- (a) increasing the carrying amount to reflect interest on the lease liability;
- (b) reducing the carrying amount to reflect the lease payments made; and
- (c) remeasuring the carrying amount to reflect any reassessment or lease modifications.

When the lease liability is remeasured in this way, a corresponding adjustment is made to the carrying

amount of the right-of-use asset, or is recorded in profit or loss if the carrying amount of the right-of-use asset has been reduced to zero.

### Short-term leases and leases of low-value assets

The Group has elected not to recognise right-of-use assets and lease liabilities for short term lease that have a lease term of 12 months or less and leases of low-value assets. The Group recognises the lease payments associated with these leases on straight line basis as per the terms of the lease.

### x) Government Grants and Subsidies:

Assistance by government in the form of transfers of resources to the Group in return for past or future compliance with certain conditions relating to operating activities of the entity other than those which cannot reasonably have a value placed upon them or those that cannot be distinguished from normal trading transactions of the Group are termed as government grants. All government grants are identified as either relating to assets or relating to income. Government grants whose primary condition is that a Group qualifying for them should purchase, construct or otherwise acquire long-term assets are identified as grants related to assets. Grants other than those related to assets are identified as related to income. Government grants are recognised when there is a reasonable assurance that the Group will comply with the conditions attaching to them and the grants will be received. A forgivable loan from government is treated as a government grant when there is a reasonable assurance that the entity will meet the terms for forgiveness of the loan. The Group recognises Government grants in profit or loss on a systematic basis over the periods in which the entity recognises as expenses the related costs for which the grants are intended to compensate. Grants related to assets, including non-monetary grants at fair value, are presented in the balance sheet as deferred income. Deferred income is recognised in profit or loss on the basis the related assets are depreciated or amortised if they are related to asset or under other income when the grant becomes receivable. Grants related to income are presented in profit or loss under other income. Grants received in advance before fulfilment

## Notes to consolidated financial statement (Contd...)

for the year ended March 31, 2023

of conditions are recognised as Other Liability classified into current or non-current, as appropriate in the circumstances of the case.

### xi) Financial Instruments:

A financial instrument is any contract that gives rise to a financial asset of one entity and a financial liability or equity instrument of another entity.

Financial Assets

#### a. Initial recognition and measurement

At initial recognition, the Group measures a financial asset (which are not measured at fair value) through profit and loss at its fair value plus or minus transaction costs that are directly attributable to the acquisition or issue of the financial asset.

#### b. Subsequent measurement

For purposes of subsequent measurement, financial assets are classified in following categories:

- i) Financial assets measured at amortised cost;
- ii) Financial assets at fair value through profit or loss (FVTPL) and
- iii) Financial assets at fair value through other comprehensive income (FVTOCI).

The Group classifies its financial assets in the above mentioned categories based on:

- a) The Group's business model for managing the financial assets, and
- b) The contractual cash flows characteristics of the financial asset.

#### i) Financial assets measured at amortised cost :

A financial asset is measured at amortised cost if both of the following conditions are met:

- a) A financial asset is measured at amortised cost if the financial asset is

held within a business model whose objective is to hold financial assets in order to collect contractual cash flows and the Contractual terms of the financial assets give rise on specified dates to cash flows that are solely payments of principal and interest (SPPI) on the principal amount outstanding.

- b) Financial assets are subsequently measured at amortised cost using the effective interest rate (EIR) method. Amortised cost is calculated by taking into account any discount or premium on acquisition and fees or costs that are an integral part of the EIR. The EIR amortisation is included in finance income in the profit or loss. The losses arising from impairment are recognised in the profit or loss.

Trade receivables, Advances, Security Deposits, Cash and Cash Equivalents etc. are classified for measurement at amortised cost.

#### ii) Financial assets at fair value through profit or loss (FVTPL):

A financial asset is measured at fair value through profit or loss unless it is measured at amortised cost or fair value through other comprehensive income. In addition, The Group may elect to designate a financial asset, which otherwise meets amortised cost or FVTOCI criteria, as at FVTPL. However, such election is allowed only if doing so reduces or eliminates a measurement or recognition inconsistency (referred to as 'accounting mismatch').

#### iii) Financial assets at fair value through other comprehensive income (FVTOCI):

Financial assets are measured at fair value through other comprehensive income if these financial assets are held within a business model whose objective is achieved

## Notes to consolidated financial statement (Contd...)

for the year ended March 31, 2023

by collecting both contractual cash flows that gives rise on specified dates to solely payments of principal and interest on the principal amount outstanding and by selling financial assets.

### c. Derecognition

The Group derecognizes a financial asset when contractual rights to the cash flows from the asset expire, or when it transfers the financial asset and substantially all the risks and rewards of ownership of the asset to another party.

On derecognition of a financial asset in its entirety, the difference between the assets's carrying amount and the sum of the consideration received and receivable is recognized in the consolidated statement of Profit and Loss.

### d. Impairment

The Group applies expected credit losses (ECL) model for measurement and recognition of loss allowance on the following:

- i. Trade receivables,
- ii. Financial assets measured at amortized cost (other than trade receivables and lease receivables),
- iii. Financial assets measured at fair value through other comprehensive income (FVTOCI).

ECL is the difference between all contractual cash flows that are due to the Group in accordance with the contract and all the cash flows that the entity expects to receive (i.e., all cash shortfalls), discounted at the original effective interest rate.

In case of trade receivables, the Group follows a simplified approach wherein an amount equal to lifetime ECL is measured and recognized as loss allowance. As a practical expedient, the Group uses a provision matrix to measure lifetime ECL on its portfolio of trade receivables.

In case of other assets (listed as ii and iii above), the Group determines if there has been a significant increase in credit risk of the financial

asset since initial recognition then an amount equal to lifetime ECL is measured and recognized as loss allowance. If the credit risk of such assets has not increased significantly, an amount equal to 12-month ECL is measured and recognized as loss allowance.

Subsequently, if the credit quality of the financial asset improves such that there is no longer a significant increase in credit risk since initial recognition, the Group reverse the recognizing impairment loss allowance based on 12-month ECL.

Lifetime ECL are the expected credit losses resulting from all possible default events over the expected life of a financial asset. 12-month ECL are a portion of the lifetime ECL which result from default events that are possible within 12 months from the reporting date.

ECL impairment loss allowance (or reversal) recognized during the period is recognized as income/ expense in the Statement of Profit and Loss under the head 'Other expenses'.

ECL are measured in a manner that they reflect unbiased and probability weighted amounts determined by a range of outcomes, taking into account the time value of money and other reasonable information available as a result of past events, current conditions and forecasts of future economic conditions.

### Financial Liabilities

#### a. Initial recognition and measurement

All financial liabilities are recognised initially at fair value and subsequently carried at amortized cost using the effective interest method.

The Group's financial liabilities include trade and other payables, loans and borrowings including bank overdrafts.

#### b. Subsequent measurement

The measurement of financial liabilities depends on their classification, as described

## Notes to consolidated financial statement (Contd...)

for the year ended March 31, 2023

below:

- i) Financial liabilities measured at amortised cost.
- ii) Financial liabilities at fair value through profit and loss.

**i) Financial liabilities measured at amortised cost :**

All financial liabilities are measured at amortised cost. Any discount or premium on redemption/ settlement is recognised in the Statement of Profit and Loss as finance cost over the life of the liability using the effective interest method and adjusted to the liability figure disclosed in the Balance Sheet.

**ii) Financial liabilities at fair value through profit or loss (FVTPL):**

Financial liabilities at fair value through profit or loss include financial liabilities held for trading and financial liabilities designated upon initial recognition as at fair value through profit or loss. Financial liabilities are classified as held for trading if they are incurred for the purpose of repurchasing in the near term. Gains or losses on liabilities held for trading are recognised in the profit or loss.

Financial liabilities designated upon initial recognition at fair value through profit or loss are designated as such at the initial date of recognition, and only if the criteria in Ind AS 109 are satisfied. For liabilities designated as FVTPL, fair value gains/ losses attributable to changes in own credit risk are recognized in OCI. These gains/ loss are not subsequently transferred to P&L. However, the Group may transfer the cumulative gain or loss within equity. All other changes in fair value of such liability

are recognised in the consolidated statement of profit and loss.

**c. Derecognition**

Financial liabilities are derecognised when the liability is extinguished, that is, when the contractual obligation is discharged or cancelled or expiry. When an existing financial liability is replaced by another from the same lender on substantially different terms, or the terms of an existing liability are substantially modified, such an exchange or modification is treated as the derecognition of the original liability and the recognition of a new liability. The difference in the respective carrying amounts is recognised in the consolidated statement of profit and loss.

**Equity instruments**

An equity instrument is any contract that evidences a residual interest in the assets of an entity after deducting all of its liabilities.

**Derivative financial instruments**

The Group enters into a variety of derivative financial instruments to manage its exposure to foreign exchange rate risks and interest rate risks.

Derivatives are initially recognised at fair value at the date the derivative contracts are entered into and are subsequently remeasured to their fair value at the end of each reporting period. The resulting gain or loss is recognised in the consolidated statement of profit and loss immediately unless the derivative is designated and effective as a hedging instrument, in which the timing of the recognition in profit or loss depends on the nature of the hedging relationship and the nature of the hedged item.

**Off setting of financial instruments**

Financial assets and financial liabilities are offset and the net amount is reported

## Notes to consolidated financial statement (Contd...)

for the year ended March 31, 2023

in the standalone balance sheet if there is a currently enforceable legal right to offset the recognised amounts and there is an intention to settle on a net basis, to realize the assets and settle the liabilities simultaneously.

### Fair Value Measurement

Fair value is the price that would be received to sell an asset or paid to transfer a liability in an orderly transaction between market participants at the measurement date under current market conditions.

The Group categorizes assets and liabilities measured at fair value into one of three levels depending on the ability to observe inputs employed in their measurement which are described as follows:

- (a) Level 1 inputs are quoted prices (unadjusted) in active markets for identical assets or liabilities.
- (b) Level 2 inputs are inputs that are observable, either directly or indirectly, other than quoted prices included within level 1 for the asset or liability.
- (c) Level 3 inputs are unobservable inputs for the asset or liability reflecting significant modifications to observable related market data or Group's assumptions about pricing by market participants.

### xii) Cash and cash equivalents

Cash comprises cash on hand and demand deposits with banks. Cash equivalents are short-term balances (with an original maturity of three months or less from the date of acquisition), which are subject to an insignificant risk of changes in value.

For the purpose of the consolidated statement of cash flows, cash and cash equivalents consist of cash and short-term deposits, as defined above, net of outstanding bank overdrafts as they are considered an integral part of the Group's cash management.

### xiii) Foreign currency transactions and translations

Functional currency of the Group is Indian rupee. The financial statements have been presented under its functional currency. Any transaction that is denominated in a currency other than the functional currency is regarded as foreign currency transaction. All foreign currency transactions are recorded, on initial recognition in the functional currency, by applying to the foreign currency amount the spot exchange rate between the functional currency and the foreign currency at the date of the transaction. In case of consideration received or paid in advance, the exchange rate prevailing on the date of receipt or payment of advance is considered when subsequently the related asset is given up or received to the extent of advance consideration.

At the end of the reporting period:

1. foreign currency monetary items are translated using the exchange rate for immediate delivery at the end of the reporting period;
2. non-monetary items that are measured in terms of historical cost in a foreign currency are translated using the exchange rate at the date of the transaction; and
3. non-monetary items that are measured at fair value in a foreign currency are translated using the exchange rates at the date when the fair value was measured.

Exchange difference arising on the settlement of monetary items or on translating monetary items at rates different from those at which they were translated on initial recognition during the period or in previous consolidated financial statements are recognised in consolidated statement of profit and loss in the period in which they arise.

### xiv) Employee benefits

#### Short term employee benefits

Short Term benefits are recognised as an expense at the undiscounted amounts in the Statement of Profit and Loss of the year in which the related service is rendered.

## Notes to consolidated financial statement (Contd...)

for the year ended March 31, 2023

### Post employment benefits

#### a. Defined contribution plans

The Employee and Group make monthly fixed Contribution to Government of India Employee's Provident Fund equal to a specified percentage of the covered employees' salary, Provision for the same is made in the year in which service are render by employee.

#### b. Defined benefit plans

The Liability for Gratuity to employees, which is a defined benefit plan, as at Balance Sheet date determined on the basis of actuarial Valuation based on Projected Unit Credit method is funded to a Gratuity fund administered by the trustees and managed by Life Insurance Corporation of India and the contribution thereof paid/payable is absorbed in the accounts.

The present value of the defined benefit obligations is determined by discounting the estimated future cash flows by reference to market yields at the end of the reporting period on government bonds that have terms approximating to the terms of the related obligation. The net interest cost is calculated by applying the discount rate to the net balance of the defined benefit obligation and the fair value of plan assets. This cost is included in employee benefit expenses in the statement of profit and loss.

Remeasurement gains and losses arising from experience adjustments and changes in actuarial assumptions are recognized in the period in which they occur, directly in other comprehensive income. They are included in retained earnings in the statement of changes in equity and in balance sheet. Changes in present value of the defined benefit obligation resulting from plan amendment or curtailments are recognized immediately in profit or loss as past service cost.

### xv) Income Taxes:

#### a) Current tax:

Current tax is determined on income for the year

chargeable to tax in accordance on the basis of the tax laws enacted or substantively enacted at the end of the reporting period. Current tax items are recognised in correlation to the underlying transaction either in consolidated profit or loss or OCI or directly in equity. The Group has provided for the tax liability based on the significant judgment that the taxation authority will accept the tax treatment.

#### b) Deferred tax:

Deferred tax is recognised on temporary differences between the carrying amounts of assets and liabilities in the balance sheet and the corresponding tax bases used in the computation of taxable profit. Deferred tax liabilities are recognised for all taxable temporary differences. Deferred tax assets are recognised for all deductible temporary differences, unabsorbed losses and tax credits to the extent that it is probable that future taxable profits will be available against which those deductible temporary differences, unabsorbed losses and tax credits will be utilised. The carrying amount of deferred tax assets is reviewed at the end of financial year and reduced to the extent that it is no longer probable that sufficient taxable profits will be available to allow all or part of the asset to be recovered. Deferred tax assets and liabilities are measured at the tax rates that are expected to apply in the period in which the liability is expected to be settled or the asset realised, based on tax rates and tax laws that have been substantively enacted by the balance sheet date. Deferred tax assets and liabilities are offset when there is a legally enforceable right to set off current tax assets against current tax liabilities and when they relate to income taxes levied by the same taxation authority and the Group intends to settle its current tax assets and liabilities on a net basis.

The Group restricts recognition of deferred tax asset on unabsorbed depreciation to the extent of the corresponding deferred tax liability in absence of availability of sufficient future taxable

## Notes to consolidated financial statement (Contd...)

for the year ended March 31, 2023

profit which allow the full or part of the assets to be recovered.

Deferred tax liabilities and assets are measured at the tax rates that are expected to apply in the period in which the liability is settled or the asset realised, based on tax rates (and tax laws) that have been enacted or substantively enacted by the end of the reporting period.

### **xvi) Provisions, Contingent Liabilities and Contingent Assets :**

The Group recognizes provisions when a present obligation (legal or constructive) as a result of a past event exists and it is probable that an outflow of resources embodying economic benefits will be required to settle such obligation and the amount of such obligation can be reliably estimated. If the effect of time value of money is material, provisions are discounted using a current pre-tax rate that reflects, when appropriate, the risks specific to the liability. When discounting is used, the increase in the provision due to the passage of time is recognized as a finance cost. A disclosure for a contingent liability is made when there is a possible obligation or a present obligation that may, but probably will not require an outflow of resources embodying economic benefits or the amount of such obligation cannot be measured reliably. When there is a possible obligation or a present obligation in respect of which likelihood of outflow of resources embodying economic benefits is remote, no provision or disclosure is made. Contingent assets are not recognised but disclosed where an inflow of economic benefits is probable.

### **xvii) Earnings per equity share:**

Basic earnings per share is calculated by dividing the profit or loss for the period attributable to the equity holders of the Group by the weighted average number of ordinary shares outstanding during the year. For the purpose of calculating diluted earnings per share, the net profit or loss for the period attributable to equity shareholders of the Group after adjusting for diluted earning by the weighted average number of shares outstanding during the period after adjusting for the effects of all dilutive potential equity shares.

### **xviii) Dividend:**

Final dividends on shares are recorded as a liability on the date of approval by the shareholders and interim dividends are recorded as a liability on the date of declaration by the Group's Board of Directors.

### **xix) Goods and Service Tax:**

Goods and Service Tax credit on materials purchased for production / service availed for production / input service are taken into account at the time of purchase and GST credit on purchase of capital items wherever applicable are taken into account as and when the assets are acquired.

Goods and Service Tax credits so taken are utilized for payment of GST Liability on Sale of on goods. The unutilized GST credit is carried forward in the books.

### **(xx) Segment reporting**

The Chief Operational Decision Maker (CODM) monitors the operating results of its business Segments separately for the purpose of making decisions about resource allocation and performance assessment. Segment performance is evaluated based on profit or loss and is measured consistently with profit or loss in the consolidated financial statements. Operating segments are reported in a manner consistent with the internal reporting to the CODM.

Accordingly, the Board of Directors of the Group is CODM for the purpose of segment reporting. Refer note 45 for segment information presented.

### **(xxi) Consolidated Statement of Cash flows**

Cash flows are reported using the indirect method, whereby profit / (loss) before tax is adjusted for the effects of transactions of non cash nature and any deferrals or accruals of past or future cash receipts or payments. The cash flows from operating, investing and financing activities of the Group are segregated based on the available information.

### **(xxii) Business Combination, Goodwill on Consolidation and Non-controlling Interest:**

#### **Business Combination:**

The acquisition method of accounting is used to



## Notes to consolidated financial statement (Contd...)

for the year ended March 31, 2023

account for business combinations by the group. The consideration transferred in a business combination is measured at fair value, which is calculated as the sum of the acquisition-date fair values of the assets transferred by the Group, liabilities incurred by the Group to the former owners of the acquiree and the equity interests issued by the Group in exchange of control of the acquiree. Acquisition-related costs are generally recognised in statement of profit and loss as incurred. Acquisition related costs are recognised in consolidated statement of Profit and Loss as incurred.

### **Goodwill on Consolidation:**

Goodwill is measured as the excess of the sum of the consideration transferred, the amount of any non-controlling interests in the acquiree, and the fair value of the acquirer's previously held equity interest in the acquiree (if any) over the net of the acquisition-date amounts of the identifiable assets acquired and the liabilities assumed. The unamortised carrying value of goodwill is tested for impairment as at each balance sheet date.

In case of a bargain purchase, before recognising a gain in respect thereof, the Group determines whether there exists clear evidence of the underlying reasons for classifying the business combination as a bargain purchase. Thereafter, the Group reassesses whether it has correctly identified all of the assets acquired and all of the liabilities assumed and recognises any additional assets or liabilities that are identified in that reassessment. The Group then reviews the procedures used to measure the amounts that Ind AS requires for the purposes of calculating the bargain purchase. If the gain remains after this reassessment and review, the Group recognises it in other comprehensive income and accumulates the same in equity as capital reserve. This gain is attributed to the acquirer. If there does not exist clear evidence of the underlying reasons for classifying the business combination as a bargain purchase, the Group recognises the gain, after reassessing and reviewing (as described above), directly in equity as capital reserve.

### **Non-controlling Interest:**

Non-controlling interests that are present ownership interests and entitle their holders to a proportionate

share of the entity's net assets in the event of liquidation may be initially measured either at fair value or at the non-controlling interests' proportionate share of the recognised amounts of the acquiree's identifiable net assets. The choice of measurement basis is made on a transaction-by-transaction basis. Other types of non-controlling interests are measured at fair value or, when applicable, on the basis specified in another Ind AS.

### **Changes in the Group's ownership interests in existing subsidiary:**

Changes in the Group's ownership interests in subsidiary that do not result in the Group losing control over the subsidiary are accounted for as equity transactions. The carrying amounts of the Group's interests and the non-controlling interests are adjusted to reflect the changes in their relative interests in the subsidiary. Any difference between the amount by which the non-controlling interests are adjusted and the fair value of the consideration paid or received is recognised directly in equity and attributed to owners of the group.

When the Group loses control of a subsidiary, a gain or loss is recognised in consolidated statement of profit and loss and is calculated as the difference between (i) the aggregate of the fair value of the consideration received and the fair value of any retained interest and (ii) the previous carrying amount of the assets (including goodwill), and liabilities of the subsidiary and any non-controlling interests.

All amounts previously recognised in other comprehensive income in relation to that subsidiary are accounted for as if the Group had directly disposed of the related assets or liabilities of the subsidiary (i.e. reclassified to profit or loss or transferred to another category of equity as specified/permitted by applicable Ind AS). The fair value of any investment retained in the former subsidiary at the date when control is lost is regarded as the fair value on initial recognition for subsequent accounting under Ind AS 109, or, when applicable, the cost on initial recognition of an investment in an associate or a joint venture.



## Notes to consolidated financial statement (Contd...)

for the year ended March 31, 2023

### (xxii) Standards issued but not yet effective

The Ministry of Corporate Affairs has notified Companies (Indian Accounting Standards) Amendment Rules, 2022 vide notification no. G.S.R 255(E) dated 31<sup>st</sup> March 2023. Given below are the amendment made in brief and their possible impact on the financial statements of the Group. The Group will be apply the amendments from 1 April 2023 being the effective date of the amendments:

#### Ind AS 1 – Presentation of Financial Statements:

Disclosure of Accounting Policies, amended paragraphs 7, 10, 114, 117 and 122, added paragraphs 117A–117E and deleted paragraphs 118, 119 and 121. The amendments to Ind AS 1 are applicable for annual reporting periods beginning on or after 1 April 2023. The amendment seeks to replace significant accounting policies with material accounting policy information and provides guidance on material accounting policy information. The amendment require complete review of existing disclosure of accounting policies and may involve redrafting, removing some of the accounting policies now being disclosed or adding new accounting policy disclosures. The Group is reviewing its accounting policy disclosure to change the same as per the amendments.

#### Ind AS 8 – Accounting Policies, Changes in Accounting Estimates and Errors

Definition of Accounting Estimates, amended paragraphs 5, 32, 34, 38 and 48 and added paragraphs 32A, 32B and 34A. These amendments are applicable for annual reporting periods beginning on or after 1 April 2023. The amendment replaces the definition of changes in accounting estimates with a new definition of accounting estimates and provides guidance on that definition, what are regarded as changes in accounting estimates and how to apply changes in accounting estimates. The amendments shall be applied to changes in accounting estimates and changes in accounting policies that occur on or after 1 April 2023. Therefore, the amendments have no impact on the financial position, financial performance or the cash flows of the entity in the current and previous year.

### Ind AS 12 – Income Taxes

Deferred Tax related to Assets and Liabilities arising from a Single Transaction, amended paragraphs 15, 22 and 24 and added paragraph 22A. The amendment clarifies that in case, where at the time of initial recognition, equal amount of taxable and deductible temporary differences arise, the initial recognition exemption does not apply and the Group shall recognise deferred tax liability and deferred tax asset on gross basis on that date of initial recognition depending on the applicable tax law. This happens typically when a lease liability and right-of-use asset is recognised initially or when decommissioning obligations are initially recognised and the same is added to the cost of the item of property, plant and equipment. If the application of this requirement results in unequal amount of deferred tax asset and deferred tax liability, the difference shall be recognised in profit or loss. These amendments are to be applied for annual reporting periods beginning on or after 1 April 2023 to transactions that occur on or after the beginning of 1 April 2022. The amendment also requires deferred tax assets and deferred tax liabilities to be recognised on 1 April 2022 based on the carrying amounts of the lease liability and right-of-use asset as on 1 April 2022 and recognise any difference in opening balance of retained earnings or another component of equity, where appropriate, if the Group has applied the initial recognition exemption requirements earlier or had recognised deferred tax assets and deferred tax liabilities on net basis. The same is also required for decommissioning obligations recognised initially and added to the cost of the item of property, plant and equipment. As the Group has recognised deferred tax assets and deferred tax liabilities on gross basis on lease liability and right-of use assets, the amendment has no impact of the financial statements. Further, the requirements relating to decommissioning obligations are not applicable to the Group.

## Notes to consolidated financial statement (Contd...)

for the year ended March 31, 2023

**Note 5: Property, Plant and Equipment** (₹ in Lakhs)

Particulars	Free Hold Land	Buildings	Plant and Equipment	Furniture and Fixtures	Vehicles	Office Equipments	Electrical Installation	Computer	Total
<b>Gross Carrying Value as on April 01, 2021</b>	<b>1,725.72</b>	<b>3,579.16</b>	<b>7,273.62</b>	<b>392.30</b>	<b>630.99</b>	<b>25.63</b>	<b>273.27</b>	<b>157.24</b>	<b>14,057.93</b>
Addition during the year	137.48	1,206.95	1,195.51	17.03	132.45	94.71	115.92	41.88	2,941.93
Deduction during the year	Nil	Nil	29.85	Nil	6.98	Nil	Nil	Nil	36.83
<b>Gross Carrying Value as on March 31, 2022</b>	<b>1,863.20</b>	<b>4,786.11</b>	<b>8,439.28</b>	<b>409.33</b>	<b>756.46</b>	<b>120.34</b>	<b>389.19</b>	<b>199.12</b>	<b>16,963.03</b>
Addition during the year	10.41	1,020.45	1,339.89	52.00	243.26	30.02	116.27	29.69	2,842.04
Deduction during the year	Nil	Nil	72.45	Nil	131.34	Nil	Nil	Nil	203.79
<b>Gross Carrying Value as on March 31, 2023</b>	<b>1,873.61</b>	<b>5,806.56</b>	<b>9,706.72</b>	<b>461.33</b>	<b>868.38</b>	<b>150.36</b>	<b>505.46</b>	<b>228.81</b>	<b>19,601.28</b>
<b>Accumulated Depreciation as on April 01, 2021</b>	<b>Nil</b>	<b>493.44</b>	<b>2,049.82</b>	<b>175.41</b>	<b>168.25</b>	<b>13.57</b>	<b>47.03</b>	<b>113.92</b>	<b>3,061.44</b>
Addition during the year	Nil	124.80	503.25	33.95	85.71	3.80	16.43	25.20	793.14
Deduction during the year	Nil	Nil	10.02	Nil	5.93	Nil	Nil	Nil	15.95
<b>Accumulated Depreciation as on March 31, 2022</b>	<b>Nil</b>	<b>618.24</b>	<b>2,543.05</b>	<b>209.36</b>	<b>248.03</b>	<b>17.37</b>	<b>63.46</b>	<b>139.12</b>	<b>3,838.63</b>
Addition during the year	Nil	137.94	571.83	34.54	90.46	12.51	30.80	25.25	903.33
Deduction during the year	Nil	Nil	54.49	Nil	86.32	Nil	Nil	Nil	140.81
<b>Accumulated Depreciation as on March 31, 2023</b>	<b>Nil</b>	<b>756.18</b>	<b>3,060.39</b>	<b>243.90</b>	<b>252.17</b>	<b>29.88</b>	<b>94.26</b>	<b>164.37</b>	<b>4,601.15</b>
<b>Net Carrying Value as on March 31, 2022</b>	<b>1,863.20</b>	<b>4,167.87</b>	<b>5,896.23</b>	<b>199.97</b>	<b>508.43</b>	<b>102.97</b>	<b>325.73</b>	<b>60.00</b>	<b>13,124.40</b>
<b>Net Carrying Value as on March 31, 2023</b>	<b>1,873.61</b>	<b>5,050.38</b>	<b>6,646.33</b>	<b>217.43</b>	<b>616.21</b>	<b>120.48</b>	<b>411.20</b>	<b>64.44</b>	<b>15,000.13</b>

**Notes:**

**i. Assets pledged as security:**

Refer Note 55 of financial statement for disclosure of assets pledged as security.

**ii. Capitalised borrowing cost:**

Borrowing Cost Capitalised on Property, Plant and Equipment during the year ended March 31, 2023 - ₹ Nil Lakhs (for the year ended March 31, 2022: ₹ Nil Lakhs).

**iii. Contractual obligations:**

Refer Note. 42 for disclosure of Contractual Commitments for the acquisition of Property, Plant & Equipment.

**iv. Depreciation on Property, Plant & Equipment**

Refer Note 4(iv) for disclosure of Policies and method used for the depreciation of Property, Plant & Equipment.

## Notes to consolidated financial statement (Contd...)

for the year ended March 31, 2023

<b>5A Right-of-Use Assets</b>		(₹ in Lakhs)
<b>Particulars</b>	<b>Total</b>	
<b>Gross Carrying Value as at April 01, 2021</b>	<b>31.86</b>	
Addition during the year	Nil	
Deduction during the year	Nil	
<b>Gross Carrying Value as on March 31, 2022</b>	<b>31.86</b>	
Addition during the year	Nil	
Deduction during the year	Nil	
<b>Gross Carrying Value as on March 31, 2023</b>	<b>31.86</b>	
<b>Accumulated Amortisation as on April 01, 2021</b>	<b>4.32</b>	
Amortization during the year	2.16	
Deduction during the year	Nil	
<b>Accumulated Amortisation as on March 31, 2022</b>	<b>6.48</b>	
Amortization during the year	2.16	
Deduction during the year	Nil	
<b>Accumulated Amortisation as on March 31, 2023</b>	<b>8.64</b>	
<b>Net Carrying Value as on March 31, 2022</b>	<b>25.38</b>	
<b>Net Carrying Value as on March 31, 2023</b>	<b>23.22</b>	

<b>Note 6 : Capital Work in Progress</b>		(₹ in Lakhs)
<b>Particulars</b>	<b>Total</b>	
<b>Balance at April 01, 2021</b>	<b>168.58</b>	
Addition during the year	1,852.17	
Capitalised during the year	415.39	
<b>Balance at March 31, 2022</b>	<b>1,605.36</b>	
Addition during the year	1,028.93	
Capitalised during the year	1,962.89	
<b>Balance at March 31, 2023</b>	<b>671.40</b>	

### Note 6(i) : Ageing schedule in respect of Capital Work in Progress

As at March 31, 2023						(₹ in Lakhs)
CWIP	Amount in CWIP for a period of				Total	
	Less than 1 year	1-2 years	2-3 years	More than 3 years		
<b>Projects in progress</b>						
Capital Work in Progress Unit 1	671.40	Nil	Nil	Nil	671.40	
<b>Projects temporarily suspended</b>	<b>Nil</b>	<b>Nil</b>	<b>Nil</b>	<b>Nil</b>	<b>Nil</b>	

## Notes to consolidated financial statement (Contd...)

for the year ended March 31, 2023

As at March 31, 2022						(₹ in Lakhs)
CWIP	Amount in CWIP for a period of				Total	
	Less than 1 year	1-2 years	2-3 years	More than 3 years		
<b>Projects in progress</b>						
Capital Work in Progress Unit 1	1,487.87	117.49	Nil	Nil	1,605.36	
<b>Projects temporarily suspended</b>	<b>Nil</b>	<b>Nil</b>	<b>Nil</b>	<b>Nil</b>	<b>Nil</b>	

### Note 7 : Other Intangible Assets

(₹ in Lakhs)

Particulars	Computer Software	Patents	Total Intangible Asset
<b>Gross Carrying Value as on April 01, 2021</b>	<b>98.53</b>	<b>1.40</b>	<b>99.93</b>
Addition during the year	11.97	Nil	11.97
Deduction during the year	Nil	Nil	Nil
<b>Gross Carrying Value as on March 31, 2022</b>	<b>110.50</b>	<b>1.40</b>	<b>111.90</b>
Addition during the year	2.32	Nil	2.32
Deduction during the year	Nil	Nil	Nil
<b>Gross Carrying Value as on March 31, 2023</b>	<b>112.82</b>	<b>1.40</b>	<b>114.22</b>
<b>Accumulated amortisation as on April 01, 2021</b>	<b>58.83</b>	<b>1.30</b>	<b>60.13</b>
Amortization during the year	13.50	Nil	13.50
Deduction during the year	Nil	Nil	Nil
<b>Accumulated amortisation as on March 31, 2022</b>	<b>72.33</b>	<b>1.30</b>	<b>73.63</b>
Amortization during the year	11.13	Nil	11.13
Deduction during the year	Nil	Nil	Nil
<b>Accumulated amortisation as on March 31, 2023</b>	<b>83.46</b>	<b>1.30</b>	<b>84.76</b>
<b>Net Carrying Value as on March 31, 2022</b>	<b>38.17</b>	<b>0.10</b>	<b>38.27</b>
<b>Net Carrying Value as on March 31, 2023</b>	<b>29.36</b>	<b>0.10</b>	<b>29.46</b>

#### Notes:

##### i. Amortization on intangible Assets

Refer Note 4(v) for disclosure of Policies and method used for the amortization of intangible assets.

#### 8 Non Current Investments

(₹ in Lakhs)

Particulars	As at March 31, 2023	As at March 31, 2022
<b>(a) Investments in other equity instruments at amortised cost (unquoted)</b>		
1,056 (PY. 1,056) Equity Share of Navnirman Co operative Bank Limited of face value ₹ 25 each fully paid up	0.26	0.26
<b>Total .....</b>	<b>0.26</b>	<b>0.26</b>
Aggregate amount of quoted investment - At cost	Nil	Nil
<b>Aggregate amount of unquoted investment - At cost</b>	<b>0.26</b>	<b>0.26</b>

## Notes to consolidated financial statement (Contd...)

for the year ended March 31, 2023

### 9 Non-Current Loans (₹ in Lakhs)

Particulars	As at March 31, 2023	As at March 31,2022
<b>(Unsecured, considered good)</b>		
Inter-Corporate Loans	230.00	230.00
Loans to Others	5,701.15	2,454.05
<b>Total .....</b>	<b>5,931.15</b>	<b>2,684.05</b>

### 10 Other Non-Current Financial Assets (₹ in Lakhs)

Particulars	As at March 31, 2023	As at March 31,2022
Margin Money Deposit with more than 12 months maturity	47.26	174.52
Fixed Deposit with more than 12 months maturity	0.06	Nil
Loan to Employees	27.68	21.52
Security Deposit	28.66	19.20
<b>Total .....</b>	<b>103.66</b>	<b>215.24</b>

### 11 Other Non-Current Assets (₹ in Lakhs)

Particulars	As at March 31, 2023	As at March 31,2022
<b>(Unsecured, considered good)</b>		
Advances for Property, Plant & Equipment	153.76	308.27
Advance Income Tax :		
Advance Payment of Income Tax	2,575.33	89.54
Less: Provision For Income Tax	(2,521.75)	Nil
Advance Income Tax (net)	53.58	89.54
Advance to Employees	54.12	59.98
<b>Total .....</b>	<b>261.46</b>	<b>457.79</b>

### 12 Inventories (₹ in Lakhs)

Particulars	As at March 31, 2023	As at March 31,2022
Raw materials	2,063.28	2,701.77
Work-in-Process	917.54	872.16
Finished Stock	1,572.67	1,567.67
Packing Material	924.88	981.74
Stock in Trade	1,524.42	1,150.86
<b>Total .....</b>	<b>7,002.79</b>	<b>7,274.20</b>

- a) Inventory of Raw Material includes material in transit- as on 31-03-2023 of ₹ Nil Lakhs (as on 31-03-2022 ₹ Nil Lakhs)
- b) Inventory of Finished Stock Includes Goods in Transit- as on 31-03-2023 ₹ 1,402.82 Lakhs (as on 31-03-2022 ₹ 1,364.20 Lakhs)

## Notes to consolidated financial statement (Contd...)

for the year ended March 31, 2023

- c) The cost of inventories recognized as an expenses includes ₹ 183.87 Lakhs (as on 31-03-2022 ₹ 158.26 Lakhs) in respect of write-down of inventory to net realizable value, and has been reduced by ₹ 183.87 Lakhs (as on 31-03-2022 ₹ 158.26) in respect of the reversal of such write-down.
- d) Inventories pledged as Security with bank for borrowing as on 31-03-2023 of ₹ 7,002.79 Lakhs (as on 31-03-2022 ₹ 7,274.20 Lakhs )

### 13 Current Investments

(₹ in Lakhs)

Particulars	As at March 31, 2023	As at March 31,2022
<b>Investment in mutual fund at fair value through profit and loss</b>		
67,03 849.060 (PY. 98,61,771.770) units of SBI Savings Fund - Direct Plan - Growth	2,518.72	3,506.98
Nil (PY. 25,517.968) units of SBI Liquid Fund-Regular Plan-Growth	Nil	844.84
3,52,15,474.828 (PY. 3,52,15,474.828) units of SBI Balance Advantage Fund Direct Growth	3,879.41	3,656.32
19,99,900.01 (PY. 19,99,900.01) units of SBI Multicap Fund Direct Plan Growth	203.44	205.92
3,80,349.500 (PY. 3,80,349.500) units of ICICI Balance Advantage Fund Direct Plan Growth	219.77	206.00
Nil (PY. 19,55,382.182) units of HSBC Equity Hybrid Fund Growth	Nil	307.07
Nil (PY. 89,76,019.412) units of HSBC Corporate Bond Fund Growth	Nil	953.47
55,330.100 (PY. Nil) units of HDFC Balanced Advantage Fund	178.88	Nil
1,06,093.907 (PY. Nil) units of Canara Robeco Small Cap Fund - Regular Growth	25.01	Nil
9,04,897.100 (PY. Nil) units of HSBC Aggressive Hybrid Fund - Regular Growth	326.91	Nil
39,39,239.374 (PY. Nil) units of HSBC Dynamic Bond Fund - Regular Growth	980.73	Nil
27,475.1180 (PY. Nil) units of Nippon India Small Cap Fund - Growth Plan Growth Option	24.98	Nil
49,52,883.660 (PY. Nil) units of SBI CRISIL IBX Gilt Index - April 2029 Fund - Regular Plan - Growth	515.47	Nil
24,99,875.006 (PY. Nil) units of SBI CRISIL IBX SDL Index - September 2027 Fund - Regular Plan - Growth	259.30	Nil
<b>Total .....</b>	<b>9,132.62</b>	<b>9,680.60</b>
Aggregate Cost of Investment	8,482.14	8,982.15
Aggregate NAV of Investment	9,132.62	9,680.60

### 14 Trade receivables

(₹ in Lakhs)

Particulars	As at March 31, 2023	As at March 31,2022
<b>Trade Receivables (Unsecured)</b>		
Trade Receivable Considered Good	12,210.61	11,283.64
Trade Receivables - Credit impaired	1,573.11	478.91
	13,783.72	11,762.55
Less: Allowance for Expected Credit losses*	150.64	168.40
	13,633.08	11,594.15
<b>Total .....</b>	<b>13,633.08</b>	<b>11,594.15</b>

#### Notes:

- i. For details of receivables from firms / private companies in which directors of the company are partners / directors, please refer Note 51.

## Notes to consolidated financial statement (Contd...)

for the year ended March 31, 2023

(₹ in Lakhs)

Gross Outstanding as on 31/03/2023	Disputed Trade Receivables		Undisputed Trade Receivables	
	Credit Impaired	Considered Good	Credit Impaired	Considered Good
Not Due	Nil	Nil	Nil	7,721.96
Due less than 3 months	Nil	Nil	Nil	4,488.65
Due for 3 to 6 Months	Nil	Nil	874.05	Nil
Due for more than 6 Months to 1 Years	Nil	Nil	317.94	Nil
Due for more than 1 year to 2 Years	Nil	Nil	160.23	Nil
Due for more than 2 year to 3 Years	Nil	Nil	49.26	Nil
Due for more than 3 Years	Nil	Nil	171.63	Nil
<b>Total</b>	<b>Nil</b>	<b>Nil</b>	<b>1,573.11</b>	<b>12,210.61</b>

(₹ in Lakhs)

Gross Outstanding as on 31/03/2022	Disputed Trade Receivables		Undisputed Trade Receivables	
	Credit Impaired	Considered Good	Credit Impaired	Considered Good
Not Due	Nil	Nil	Nil	7,826.07
Due less than 3 months	Nil	Nil	Nil	3,457.57
Due for 3 to 6 Months	Nil	Nil	164.79	Nil
Due for more than 6 Months to 1 Years	Nil	Nil	45.71	Nil
Due for more than 1 year to 2 Years	Nil	Nil	182.27	Nil
Due for more than 2 year to 3 Years	Nil	Nil	17.14	Nil
Due for more than 3 Years	Nil	Nil	69.00	Nil
<b>Total</b>	<b>Nil</b>	<b>Nil</b>	<b>478.91</b>	<b>11,283.64</b>

- (i) The general credit period irrespective on Domestic sale ranges between 30-90 days and for Export it ranges between 30-90 days, by and large company is not charging any interest on late payment.
- (ii) Credit risk is managed at the operational segmental level. The credit limit and credit period are fixed for each customer after evaluating the financial position, past performance, business opportunities, credit references etc. The credit limit and the credit period are reviewed regularly at periodical intervals.
- (iii) Concentration risk considers significant exposures relating to industry, counter party, geography, currency etc. The concentration of credit risk is not significant as the customer base is large and diversified.

**\*Note:** Refer Note 47(I) for details of movement in Expected Credit Loss.

### 15 Cash & Cash Equivalents

(₹ in Lakhs)

Particulars	As at March 31, 2023	As at March 31,2022
Cash on hand	37.09	24.84
Bank Balance	468.11	668.56
<b>Total .....</b>	<b>505.20</b>	<b>693.40</b>

## Notes to consolidated financial statement (Contd...)

for the year ended March 31, 2023

### 16 Other Bank Balances

(₹ in Lakhs)

Particulars	As at March 31, 2023	As at March 31,2022
Fixed Deposit with more than 3 month and less than 12 months maturity	1,744.10	1,138.16
Margin Money Deposit with more than 3 month and less than 12 months maturity	1,165.74	30.68
Unclaimed Dividend Account*	16.92	17.69
<b>Total .....</b>	<b>2,926.76</b>	<b>1,186.53</b>

\*The company can utilise this balances only towards settlement of unclaimed dividend.

### 17 Current Loans

(₹ in Lakhs)

Particulars	As at March 31, 2023	As at March 31,2022
Inter-Corporate Loans	2,077.59	1,700.00
Loans and Advances to Related Party	Nil	25.00
Loans and Advances to Others	245.00	1,452.73
<b>Total .....</b>	<b>2,322.59</b>	<b>3,177.73</b>

### 17.1 Details of Loans to Promoter, Director, KMP and Related parties

(₹ in Lakhs)

Type of Borrower	Amount of loan outstanding		% of Total Sales	
	As at March 31, 2023	As at March 31,2022	As at March 31, 2023	As at March 31,2022
Promoters	Nil	Nil	Nil	Nil
Directors	Nil	Nil	Nil	Nil
Key Management Personnel	Nil	Nil	Nil	Nil
Related Parties	Nil	25.00	Nil	0.43%

### 17.2 Information pursuant to Section 186(4) of the Companies Act, 2013

- The loans provided without any interest.
- The loans have been given for business activities as Security Deposit. The loan has been provided without any guarantee or security.

### 18 Other Current Financial Assets

(₹ in Lakhs)

Particulars	As at March 31, 2023	As at March 31,2022
Derivative contracts not designated as a hedge relationship (at fair value through profit and loss)	2.64	15.49
Interest Receivable	13.45	34.03
Loan to Employees	51.69	0.74
Others	Nil	32.11
<b>Total .....</b>	<b>67.78</b>	<b>82.37</b>



## Notes to consolidated financial statement (Contd...)

for the year ended March 31, 2023

### 19 Current Tax Assets (Net) (₹ in Lakhs)

Particulars	As at March 31, 2023	As at March 31, 2022
Advance Payment of Income Tax	Nil	Nil
Less: Provision for Income Tax	Nil	Nil
<b>Total .....</b>	<b>Nil</b>	<b>Nil</b>

### 20 Other current assets (₹ in Lakhs)

Particulars	As at March 31, 2023	As at March 31, 2022
Advances recoverable in cash or kind	209.94	257.24
Prepaid Expenses	193.58	37.26
Loans and advance to employees	17.60	92.81
Balance with/Amount receivable from Statutory authorities	709.34	1,208.68
<b>Total .....</b>	<b>1,130.46</b>	<b>1,595.99</b>

### 21 Equity Share Capital (₹ in Lakhs)

Particulars	As at March 31, 2023	As at March 31, 2022
<b>[i] Authorised Share Capital:</b>		
3,20,00,000 (PY.3,20,00,000) Equity shares of ₹ 10 each	3,200.00	3,200.00
<b>[ii] Issued, Subscribed &amp; Paid-up Capital:</b>		
2,00,29,728 (PY.2,00,29,728) Equity shares of ₹ 10 each fully paid	2,002.97	2,002.97
<b>Total .....</b>	<b>2,002.97</b>	<b>2,002.97</b>

(a) Reconciliation of the number of shares outstanding and the amount of share capital as at March 31, 2023 and March 31, 2022 is set out below:

(₹ in Lakhs)

Particulars	As at March 31, 2023		As at March 31, 2022	
	No. of Shares	Amount	No. of Shares	Amount
Shares at the beginning	2,00,29,728	2,002.97	2,00,29,728	2,002.97
Addition	Nil	Nil	Nil	Nil
Deletion	Nil	Nil	Nil	Nil
Shares at the end	2,00,29,728	2,002.97	2,00,29,728	2,002.97

(b) The details of shareholders holding more than 5% shares is set out below.

Name of the Share holder	As at March 31, 2023		As at March 31, 2022	
	No. of Shares	% held	No. of Shares	% held
Munjal Mahendrabhai Patel	22,49,000	11.23%	18,32,000	9.15%
Ashish Rajanibhai Patel	15,04,802	7.51%	11,79,802	5.89%

## Notes to consolidated financial statement (Contd...)

for the year ended March 31, 2023

### (c) Details in respect of shares held by promoters at the end of the year

Name of Promoter	As at March 31, 2023		As at March 31, 2022		% Change
	No. of Shares	% of total shares	No. of Shares	% of total shares	
Ashish Rajanibhai Patel	15,04,802	7.51%	11,79,802	5.89%	1.62%
Amar Arvindbhai Patel	Nil	0.00%	60,000	0.30%	-0.30%
Anand Arvinbhai Patel	2,82,000	1.41%	2,32,000	1.16%	0.25%
Arvindbhai Gulabdas Patel	1,11,000	0.55%	1,11,000	0.55%	0.00%
Bhagirathbhai Tribhovanbhai Patel	24,500	0.12%	24,500	0.12%	0.00%
Dharmistaben Hashmukhbhai Patel	65,003	0.32%	65,003	0.32%	0.00%
Dharmisthaben Bhagirathbhai Patel	1,24,459	0.62%	1,24,710	0.62%	0.00%
Hansaben Arvindbhai Patel	1,77,200	0.88%	1,17,200	0.59%	0.30%
Hashmukhbhai Ishwarlal Patel	3,73,600	1.87%	3,73,600	1.87%	0.00%
Ishwarbhai Ambalal Patel	Nil	0.00%	51,150	0.26%	-0.26%
Jigar Hasmukhbhai Patel	86,200	0.43%	86,200	0.43%	0.00%
Kailashben Mahendrabhai Patel	4,80,000	2.40%	3,80,000	1.90%	0.50%
Kalpanaben Rajnibhai Patel	2,93,100	1.46%	2,93,100	1.46%	0.00%
Mahendrabhai Gulabdas Patel	6,75,000	3.37%	5,75,000	2.87%	0.50%
Manguben I Patel	1,45,140	0.72%	93,800	0.47%	0.26%
Mansi Munjal Patel	2,00,000	1.00%	2,00,000	1.00%	0.00%
Meenaben Yogeshbhai Patel	354	0.00%	354	0.00%	0.00%
Mihirbhai Vithalbhai Patel	82,669	0.41%	82,669	0.41%	0.00%
Munjal Mahendrabhai Patel	22,49,000	11.23%	18,32,000	9.15%	2.08%
Nidhi Mahendrabhai Patel	54,000	0.27%	54,000	0.27%	0.00%
Aniruddh Hasmukhbhai Patel	86,200	0.43%	86,200	0.43%	0.00%
Nishitkumar Maheshbhai Patel	1,81,900	0.91%	1,81,900	0.91%	0.00%
Rajnibhai Gulabdas Patel	7,56,801	3.78%	7,56,801	3.78%	0.00%
Renukaben Maheshbhai Patel	1,73,400	0.87%	1,73,400	0.87%	0.00%
Shivani B. Shah	2,06,475	1.03%	2,06,475	1.03%	0.00%
Yogeshkumar Ishwerlal Patel	309	0.00%	309	0.00%	0.00%
Downtown Finance Pvt. Ltd.	1,06,000	0.53%	1,06,000	0.53%	0.00%
Downtown Travels LLP	4,75,000	2.37%	4,75,000	2.37%	0.00%
Sunmed Corporation LLP	5,00,000	2.50%	5,00,000	2.50%	0.00%
<b>TOTAL</b>	<b>94,14,112</b>	<b>47.00%</b>	<b>84,22,173</b>	<b>42.05%</b>	<b>4.95%</b>
<b>Total No. of Shares</b>	<b>2,00,29,728</b>		<b>2,00,29,728</b>		

## Notes to consolidated financial statement (Contd...)

for the year ended March 31, 2023

### (d) Rights, Preferences and Restrictions attached to equity shares

The company has only one type of equity share of ₹ 10 each listed on BSE & NSE. Each of the share holders has right give one vote per share. The company declares and pays dividend in Indian rupees. The dividend proposed by the Board of Director is subject to the approval of the shareholders in the Annual General Meeting. In the event of liquidation of the Company, the equity shareholders shall be entitled to proportionate share of their holding in the assets remaining after distribution of all preferential amounts.

### (e) The Company has not reserved any share for issue under options and contracts or commitments for the sale of shares or disinvestment.

### (f) The Company declares and pays dividends in Indian Rupees. The Dividend proposed by the Board of Director is subject to the approval of the shareholders in the ensuing Annual General Meeting.

### (g) In the Period of five years immediately preceding 31<sup>st</sup> March,2023

In Fy.2021-22 on account of amalgamation, the company had allotted 29,728 Shares to the eligible Share Holders of the transferor company as per the Order of Hon'ble National Company law Tribunal except that the company has not allotted any equity shares as fully paid up without payment being received in cash or as Bonus shares or Bought back any equity Shares. Further in the period of last five years the company has not forfeited any amount received on issue of Shares.

## 22 Other Equity

(₹ in Lakhs)

Particulars	As at March 31, 2023	As at March 31,2022
<b>(a) Capital Reserve</b>		
Balance as per last financial Statement	(958.98)	(958.98)
Add: Addition during the year	Nil	Nil
<b>Closing Balance</b>	<b>(958.98)</b>	<b>(958.98)</b>
<b>(b) Equity Securities Premium</b>		
Balance as per last financial Statement	6,461.66	6,461.66
Add: Share premium received during the year	Nil	Nil
<b>Closing Balance</b>	<b>6,461.66</b>	<b>6,461.66</b>
<b>(c) General Reserve</b>		
Balance as per last financial Statement	973.72	923.72
Add: Transfer from Statement of Profit & Loss	50.00	50.00
<b>Closing Balance</b>	<b>1,023.72</b>	<b>973.72</b>
<b>(d) Retained Earnings</b>		
<b>i Statement of Profit and Loss:</b>		
Balance as per last financial Statement	34,826.35	28,240.85
Add : Profit for the year	7,289.93	6,935.50
Less: Transfer to General reserve	(50.00)	(50.00)
Less: Final Dividend Paid	(300.45)	(300.00)
<b>Net Surplus in the statement of profit and loss (i)</b>	<b>41,765.83</b>	<b>34,826.35</b>

## Notes to consolidated financial statement (Contd...)

for the year ended March 31, 2023

Particulars	As at March 31, 2023	As at March 31,2022
<b>ii Other Comprehensive Income:</b>		
Balance as per last financial Statement	(17.98)	(30.98)
Add: Remeasurement of Defined benefit plans (including deferred tax)	(29.78)	13.00
<b>Net Surplus in the statement of other comprehensive income (ii)</b>	<b>(47.76)</b>	<b>(17.98)</b>
<b>Total Retained Earnings (i + ii)</b>	<b>41,718.07</b>	<b>34,808.37</b>
<b>Total ..... (a + b + c +d)</b>	<b>48,244.47</b>	<b>41,284.77</b>

**Capital Reserve:** Capital reserve was realised in cash and further created on amalgamation of company and can be utilised by the company as per provisions of the Companies Act, 2013.

**Equity Security Premium:** The amount received in excess of face value of the equity shares is recognised in equity security premium. Being realised in cash, the same can be utilised by the company as per provisions of the Companies Act, 2013

**General Reserve:** General reserve is created from time to time by transfer of profits from retained earnings. It does not include any item which is transferred from other comprehensive income or equity component of financial instruments. General Reserve can be utilized by the company for distribution to its equity shareholders of the company.

**Retained earnings:** Retained earnings can be utilised by the company for distribution to its equity shareholders of the company. The amount that can be distributed by the Company as dividends to its equity shareholders is determined based on the requirements of the Companies Act, 2013. Thus, the amounts reported above are not distributable in entirety.

### 23 Other Non Current Financial Liabilities

(₹ in Lakhs)

Particulars	As at March 31, 2023	As at March 31,2022
Trade Deposits	472.12	453.91
<b>Total .....</b>	<b>472.12</b>	<b>453.91</b>

### 24 Deferred Tax Liabilities (Net)

(₹ in Lakhs)

Particulars	As at March 31, 2023	As at March 31,2022
<b>Deferred Tax Liabilities</b>		
Time difference of depreciation as per Tax Provision and Company Law on Property, Plant and Equipment and Intangible Assets	715.79	631.84
Time difference of Notional Gain of Mutual Fund	148.83	60.77
<b>Total Deferred Tax Liabilities</b>	<b>864.62</b>	<b>692.61</b>
<b>Deferred Tax Assets</b>		
Unpaid liability allowable on payment basis in succeeding years u/s. 43B of the Income tax Act, 1961	29.50	0.45
Allowance for Expected Credit Losses on Trade Receivables	37.91	42.38
Allowable under Income Tax Act, 1961 in succeeding years u/s 35DD	3.16	4.33
<b>Total Deferred Tax Assets</b>	<b>70.57</b>	<b>47.16</b>
<b>Net Deferred Tax Liability</b>	<b>794.05</b>	<b>645.45</b>

## Notes to consolidated financial statement (Contd...)

for the year ended March 31, 2023

(₹ in Lakhs)

Movements in Deferred Tax Liabilities	Note - i	Note - ii	Note - ii	Note - i
	Deferred Tax At April 01, 2021	Adjusted to Profit or loss	Adjusted to Other Comprehensive Income	Deferred Tax At March 31, 2022
Time difference of depreciation as per Tax Provision and Company Law on Property, Plant and Equipment and Intangible Assets	(645.57)	13.73	Nil	(631.84)
Time difference of Notional Gain of Mutual Fund	Nil	(60.77)	Nil	(60.77)
Unpaid liability allowable on payment basis in succeeding years u/s. 43B of the Income tax Act, 1961	23.02	(18.20)	(4.37)	0.45
Allowance for Expected Credit Losses	53.50	(11.12)	Nil	42.38
Other	Nil	4.33	Nil	4.33
<b>Total</b>	<b>(569.05)</b>	<b>(72.03)</b>	<b>(4.37)</b>	<b>(645.45)</b>

(₹ in Lakhs)

Movements in Deferred Tax Liabilities	Note - i	Note - ii	Note - ii	Note - i
	Deferred Tax At April 01, 2022	Adjusted to Profit or loss	Adjusted to Other Comprehensive Income	Deferred Tax At March 31, 2023
Time difference of depreciation as per Tax Provision and Company Law on Property, Plant and Equipment and Intangible Assets	(631.84)	(83.95)	Nil	(715.79)
Time difference of Notional Gain of Mutual Fund	(60.77)	(88.06)	Nil	(148.83)
Unpaid liability allowable on payment basis in succeeding years u/s. 43B of the Income tax Act, 1961	0.45	19.04	10.01	29.50
Allowance for Expected Credit Losses	42.38	(4.47)	Nil	37.91
Other	4.33	(1.17)	Nil	3.16
<b>Total</b>	<b>(645.45)</b>	<b>(158.61)</b>	<b>10.01</b>	<b>(794.05)</b>

Note-i Figures in bracket denotes deferred tax liability.

Note-ii Figures in bracket denotes creation of deferred tax liability or reversal of deferred tax asset.

### 25 Current Borrowings

(₹ in Lakhs)

Particulars	As at March 31, 2023	As at March 31, 2022
<b>Unsecured Borrowing</b>		
From Related Party	199.72	204.36
<b>Total .....</b>	<b>199.72</b>	<b>204.36</b>

## Notes to consolidated financial statement (Contd...)

for the year ended March 31, 2023

### 26 Trade payables

(₹ in Lakhs)

Particulars	As at March 31, 2023	As at March 31,2022
Payable to Micro and Small Enterprise	459.44	1,361.33
Payable to others	4,655.86	5,805.39
<b>Total .....</b>	<b>5,115.30</b>	<b>7,166.72</b>

(₹ in Lakhs)

Outstanding as on 31/03/2023	MSME Trade Payables		Other than MSME	
	Disputed	Undisputed	Disputed	Undisputed
Not Due	Nil	457.77	Nil	4,583.14
Outstanding Less than 1 Years	Nil	1.49	Nil	37.26
Outstanding between 1 year to 2 Years	Nil	Nil	Nil	7.21
Outstanding between 2 year to 3 Years	Nil	Nil	Nil	19.26
Outstanding More than 3 Years	Nil	0.18	Nil	8.99
<b>Total</b>	<b>Nil</b>	<b>459.44</b>	<b>Nil</b>	<b>4,655.86</b>

(₹ in Lakhs)

Outstanding as on 31/03/2022	MSME Trade Payables		Other than MSME	
	Disputed	Undisputed	Disputed	Undisputed
Not Due	Nil	1,321.61	Nil	5,666.19
Outstanding Less than 1 Years	Nil	38.19	Nil	96.57
Outstanding between 1 year to 2 Years	Nil	Nil	Nil	29.40
Outstanding between 2 year to 3 Years	Nil	1.53	Nil	9.23
Outstanding More than 3 Years	Nil	Nil	Nil	4.00
<b>Total</b>	<b>Nil</b>	<b>1,361.33</b>	<b>Nil</b>	<b>5,805.39</b>

### 27 Other Current Financial Liabilities

(₹ in Lakhs)

Particulars	As at March 31, 2023	As at March 31,2022
Creditors for Property, Plant & Equipment	583.42	255.77
Employee Benefit Payable	612.84	588.24
Unpaid dividend	16.92	17.69
<b>Total .....</b>	<b>1,213.18</b>	<b>861.70</b>

## Notes to consolidated financial statement (Contd...)

for the year ended March 31, 2023

### 28 Other Current Liabilities (₹ in Lakhs)

Particulars	As at March 31, 2023	As at March 31,2022
Advance received from customers	82.07	10.98
Other Statutory dues	127.12	111.37
<b>Total .....</b>	<b>209.19</b>	<b>122.35</b>

### 29 Current Provisions (₹ in Lakhs)

Particulars	As at March 31, 2023	As at March 31,2022
Provision for Employee Benefits (Refer Note 44)	74.49	1.78
Provision for Non Salable Sales Return	328.38	264.04
<b>Total .....</b>	<b>402.87</b>	<b>265.82</b>

### Movement in Provision for Non Salable Sales Return (₹ in Lakhs)

Particulars	As at March 31, 2023	As at March 31,2022
Opening Balance	264.04	168.46
Add: Provision during the year	328.38	264.04
Less: Reversal/utilised during the year	264.04	168.46
<b>Total .....</b>	<b>328.38</b>	<b>264.04</b>

### 30 Current Tax Liabilities (Net) (₹ in Lakhs)

Particulars	As at March 31, 2023	As at March 31,2022
Provision For Income tax	2,474.96	2,449.77
Less: Advance Payment of Income Tax	(2,386.81)	(2,022.10)
<b>Total .....</b>	<b>88.15</b>	<b>427.67</b>

### 31 Revenue from operation (₹ in Lakhs)

Particulars	Year Ended March 31, 2023	Year Ended March 31, 2022
<b>Sale of Products:</b>		
Finished Goods	49,750.61	46,102.68
<b>Sale of services:</b>		
Job Work Charges	430.75	558.17
Product Development Income	314.11	158.89
<b>Other Operating Revenue:</b>		
Export Incentive	448.92	331.21
Scrap Sales	86.49	61.38
	<b>535.41</b>	<b>392.59</b>
<b>Total .....</b>	<b>51,030.88</b>	<b>47,212.33</b>

## Notes to consolidated financial statement (Contd...)

for the year ended March 31, 2023

### (a) Reconciliation of Revenue recognised in the statement of profit and loss with the Contracted price :-

(₹ in Lakhs)

Particulars	Year Ended March 31, 2023	Year Ended March 31, 2022
Gross Revenue	52,829.18	49,326.33
	52,829.18	49,326.33
Less: Rebate & Discount etc	2,247.22	2,445.21
<b>Revenue recognized from Contract with Customers</b>	<b>50,581.96</b>	<b>46,881.12</b>

### (b) Reconciliation of Revenue from operation with Revenue from contracts with Customers :-

(₹ in Lakhs)

Particulars	Year Ended March 31, 2023	Year Ended March 31, 2022
Revenue from operation	51,030.88	47,212.33
Less: Export incentive	448.92	331.21
<b>Revenue from contracts with Customers</b>	<b>50,581.96</b>	<b>46,881.12</b>

### 32 Other Income

(₹ in Lakhs)

Particulars	Year Ended March 31, 2023	Year Ended March 31, 2022
<b>Interest Income:</b>		
Interest from bank	134.92	50.40
Interest from others	482.19	452.44
Gain on fair valuation of Current Investments	438.15	265.60
Gain on sale of Current Investments	75.31	95.57
Foreign Exchange Gain (Net)	1,091.36	111.15
Profit on Sale of Property, Plant & Equipment	7.60	Nil
Reversal of Expected Credit Loss	17.76	17.43
Gain on Fair Valuation of Derivative contracts	Nil	7.18
<b>Total .....</b>	<b>2,247.29</b>	<b>999.77</b>

### 33 Cost of Materials Consumed

(₹ in Lakhs)

Particulars	Year Ended March 31, 2023	Year Ended March 31, 2022
<b>Raw Material</b>		
Inventory at the beginning of the year	2,701.77	1,750.59
Add: Purchase	10,864.65	11,911.49



## Notes to consolidated financial statement (Contd...)

for the year ended March 31, 2023

Particulars	Year Ended March 31, 2023	Year Ended March 31, 2022
Less: Inventory at the end of the year	2,063.27	2,701.77
<b>Cost of Consumption of Raw Material</b>	<b>11,503.15</b>	<b>10,960.31</b>
<b>Packing Materials</b>		
Inventory at the beginning of the year	981.74	676.83
Add: Purchase	6,139.51	5,192.11
Less: Inventory at the end of the year	924.88	981.74
<b>Cost of Consumption of Packing Materials</b>	<b>6,196.37</b>	<b>4,887.20</b>
<b>Total .....</b>	<b>17,699.52</b>	<b>15,847.51</b>

### 34 Purchase of Stock in Trade

(₹ in Lakhs)

Particulars	Year Ended March 31, 2023	Year Ended March 31, 2022
Purchase of stock in trade	6,864.12	7,367.48
<b>Total .....</b>	<b>6,864.12</b>	<b>7,367.48</b>

### 35 Change In Inventories Of Finished Goods, Work In Progress And Stock In Trade

(₹ in Lakhs)

Particulars	Year Ended March 31, 2023	Year Ended March 31, 2022
<b>Stock in trade</b>		
Stock at the Beginning of the financial year	1,150.86	879.94
Stock at the End of the financial year	1,524.43	1,150.86
	<b>(373.57)</b>	<b>(270.92)</b>
<b>Finished Goods</b>		
Stock at the Beginning of the financial year	1,567.67	801.20
Stock at the End of the financial year	1,572.67	1,567.67
	<b>(5.00)</b>	<b>(766.47)</b>
<b>Work in Progress</b>		
Stock at the Beginning of the financial year	872.16	552.72
Stock at the End of the financial year	917.54	872.16
	<b>(45.38)</b>	<b>(319.44)</b>
<b>Summary</b>		
Stock at the Beginning of the financial year	3,590.69	2,233.86
Stock at the End of the financial year	4,014.64	3,590.69
<b>Change in inventory</b>	<b>(423.95)</b>	<b>(1,356.83)</b>

## Notes to consolidated financial statement (Contd...)

for the year ended March 31, 2023

### 36 Employee Benefit Expense (₹ in Lakhs)

Particulars	Year Ended March 31, 2023	Year Ended March 31, 2022
Salary, Wages & Bonus Expenses	8,757.91	7,557.67
Contribution to Provident Fund & Other Funds	343.33	282.62
Staff welfare Expenses	214.71	131.21
<b>Total .....</b>	<b>9,315.95</b>	<b>7,971.50</b>

Refer Note 44 for the disclosure of Ind AS 19 in respect of Long term benefits payable to Employees recognised in financial statement.

### 37 Finance Costs (₹ in Lakhs)

Particulars	Year Ended March 31, 2023	Year Ended March 31, 2022
Interest Expense	54.07	33.83
Interest Paid to others	109.71	58.16
Other Borrowing Cost	39.23	53.13
<b>Total .....</b>	<b>203.01</b>	<b>145.12</b>

### 38 Depreciation And Amortization Expense (₹ in Lakhs)

Particulars	Year Ended March 31, 2023	Year Ended March 31, 2022
Depreciation of Property, Plant & Equipment	903.32	793.12
Depreciation on Right-of-use Assets	2.16	2.16
Depreciation of Intangible Assets	11.13	13.50
<b>Total .....</b>	<b>916.61</b>	<b>808.78</b>

### 39 Other Expenses (₹ in Lakhs)

Particulars	Year Ended March 31, 2023	Year Ended March 31, 2022
Power and Fuel	1,025.42	833.10
Labour Charges	1,156.62	1,017.48
Loading & Unloading Charges	7.88	6.22
Stores And Spares Consumption	169.08	120.56
Factory Expenses	128.21	142.95
Laboratory & Testing Charges	486.58	430.46
<b>Repairs &amp; Maintenance:</b>		
Building	112.67	65.86

## Notes to consolidated financial statement (Contd...)

for the year ended March 31, 2023

Particulars	Year Ended March 31, 2023	Year Ended March 31, 2022
Machinery	20.77	43.83
Other assets	301.46	224.80
	<b>434.90</b>	<b>334.49</b>
Loss On Sales Of Property, Plant & Equipment	Nil	12.95
Loss on sale of export licence	33.23	0.13
Computer Expense	66.53	45.34
Rent	17.02	94.45
Rate & Taxes	290.20	329.99
Auditors' Remuneration	8.15	11.65
Legal and Registration Expense	494.48	648.00
Professional & Consulting Fees	1,370.95	1,038.11
Conveyance & Vehicle Expense	91.15	75.35
Travelling Expense	490.23	212.11
Transportation Expense	108.37	260.59
Donation	27.40	16.24
Insurance	62.74	84.16
Office Expense	46.36	50.25
Post & Telephone Expense	54.53	80.79
Stationery, Printing & Xerox	63.12	42.50
Security Expense	50.05	43.68
CSR Expense	153.13	148.49
MTM Loss on Fair Valuation of Derivative contracts	12.85	Nil
Advertisement Expense	115.68	6.04
Sales Promotion & Marketing Expense	365.17	379.00
Sales Commission Expense	1,106.66	1,178.70
Bad debt Written off	Nil	70.08
Selling & Marketing Expense	216.59	117.99
Miscellaneous Expense	1.65	2.76
<b>Total .....</b>	<b>8,654.93</b>	<b>7,834.61</b>

## Notes to consolidated financial statement (Contd...)

for the year ended March 31, 2023

### 40 Income tax recognised in Statement of profit and loss (₹ in Lakhs)

Particulars	Year Ended March 31, 2023	Year Ended March 31, 2022
Current tax	2,474.96	2,449.77
Short/(Excess) Provision of Tax	124.48	136.63
	2,599.44	2,586.40
Deferred tax liability / (assets)	158.61	72.03
	158.61	72.03
<b>Total .....</b>	<b>2,758.05</b>	<b>2,658.43</b>

### Income tax reconciliation (₹ in Lakhs)

Particulars	Year Ended March 31, 2023	Year Ended March 31, 2022
<b>Profit before tax</b>	10,047.98	9,593.93
Tax expenses reported during the year	2,758.05	2,658.43
Income tax expenses calculated at CY 25.21% (PY 29.33%)	2,520.70	2,418.94
<b>Difference</b>	<b>237.35</b>	<b>239.49</b>
Permanent disallowances	82.34	86.33
Tax expense related to prior period	124.48	136.63
Adjustment of current tax of prior years	6.00	22.10
Due to Other Comprehensive Income	10.01	(4.37)
Other Items	14.52	(1.20)
<b>Total .....</b>	<b>237.35</b>	<b>239.49</b>

### 41 Statement of Other Comprehensive Income (₹ in Lakhs)

Particulars	Year Ended March 31, 2023	Year Ended March 31, 2022
<b>(i) Items that will not be reclassified to profit and loss</b>		
<b>Remeasurement of defined benefit plans</b>		
Actuarial gain/(loss)	(39.79)	17.37
<b>(ii) Income tax relating to these items that will not be reclassified to profit and loss</b>		
Deferred tax impact on actuarial gain/(loss)	10.01	(4.37)
<b>Total .....</b>	<b>(29.78)</b>	<b>13.00</b>

## Notes to consolidated financial statement (Contd...)

for the year ended March 31, 2023

### 42 Capital Commitment

Details of outstanding capital commitments are as under: (₹ in Lakhs)

Particulars	As at March 31, 2023	As at March 31, 2022
Estimated amount of contracts remaining to be executed on capital account and not provided for	398.25	532.07
Advance paid against such contracts	153.76	308.27
<b>Net outstanding commitment</b>	<b>244.49</b>	<b>223.80</b>

### 43. Contingent Liabilities

(₹ in Lakhs)

Particulars	As at March 31, 2023	As at March 31, 2022
Income Tax demands disputed in appeal by the Group / Income Tax Authorities. Against which amount of Rs.Nil (PY Rs. Nil) has been deposited by the company	23.10	23.10

### 44. Details of Employee Benefits:

#### (a) Defined Contribution Plans

The Group offers its employees benefits under defined contribution plans in the form of provident fund. Provident fund cover substantially all regular employees which are on payroll of the Group. Both the employees and the Group pay predetermined contributions into the provident fund and approved superannuation fund. The contributions are normally based on a certain proportion of the employee's salary and are recognised in the Statement of Profit and Loss as incurred.

A sum of ₹ 49.62 Lakhs (March 31, 2022: ₹ 40.11 Lakhs) has been charged to the Statement of Profit and Loss in respect of this plan.

#### (b) Defined Benefit Plan - Gratuity:

The Group has a defined benefit gratuity plan. Every employee who has completed five years or more of service gets a gratuity on departure at 15 days salary (last drawn salary) for each completed year of service. The scheme is funded with Life Insurance Corporation of India in the form of a qualifying insurance policy.

The fund is managed by a trust which is governed by the Board of Trustees. The Board of Trustees are responsible for the administration of the plan assets and for the definition of the investment strategy.

The following table summarizes the components of net benefit expense recognized in the Consolidated Statement of Profit and Loss and the funded status and the amounts recognized in the Balance Sheet for the plan:

#### A. Expenses Recognized during the period

(₹ in Lakhs)

Particulars	Gratuity	
	Year Ended March 31, 2023	Year Ended March 31, 2022
In Income Statement	49.62	40.11
In Other Comprehensive (Income) / loss	39.79	(17.37)
<b>Total Expenses Recognized</b>	<b>89.41</b>	<b>22.74</b>

## Notes to consolidated financial statement (Contd...)

for the year ended March 31, 2023

### A1. Expenses Recognized in the Income Statement (₹ in Lakhs)

Particulars	Gratuity	
	Year Ended March 31, 2023	Year Ended March 31, 2022
Current Service Cost	51.33	40.99
Past Service Cost	Nil	Nil
Loss / (Gain) on settlement	Nil	Nil
Net Interest Cost	(1.71)	(0.88)
<b>Expenses Recognized in the Statement of Profit and Loss</b>	<b>49.62</b>	<b>40.11</b>

### A2. Other Comprehensive Income (₹ in Lakhs)

Particulars	Gratuity	
	Year Ended March 31, 2023	Year Ended March 31, 2022
Actuarial (gains) / losses on Obligation for the period		
Due to Change in Financial Assumptiosns	(8.55)	(13.82)
Due to Change in Demographic Assumption	Nil	(0.13)
Due to Experience Adjustments	42.51	(7.62)
Return on plan assets, excluding amount recognized in net interest expense	5.83	4.20
<b>Components of defined benefit expenses / (Income) recognized in other comprehensive income</b>	<b>39.79</b>	<b>(17.37)</b>

### B. Net Liability recognized in the balance sheet (₹ in Lakhs)

Particulars	As at March 31, 2023	As at March 31, 2022
Present Value of Obligation	(427.40)	(332.63)
Fair value of plan assets	352.91	330.86
Surplus / (Deficit)	(74.49)	(1.78)
<b>Net (Liability) recognized in the Balance sheet</b>	<b>(74.49)</b>	<b>(1.78)</b>

## Notes to consolidated financial statement (Contd...)

for the year ended March 31, 2023

### B1. Changes in the Present value of Obligation (₹ in Lakhs)

Particulars	As at March 31, 2023	As at March 31, 2022
Present Value of Obligation as at the beginning	332.63	302.11
Current Service Cost	51.33	40.99
Interest Expense or Cost	22.22	19.31
<b>Re-measurement (or Actuarial) (gain) / loss arising from:</b>		
- change in financial assumptions	(8.55)	(13.82)
- change in demographic assumptions	Nil	(0.13)
- experience variance	42.51	(7.62)
Past Service Cost		
Benefits Paid Directly from Employer	Nil	Nil
Benefit Paid from the Fund	(12.74)	(8.21)
<b>Present Value of Obligation as at the end of the year</b>	<b>427.40</b>	<b>332.63</b>

### B2. Changes in the Fair Value of Plan Assets (₹ in Lakhs)

Particulars	As at March 31, 2023	As at March 31, 2022
Fair value of Plan Assets at the beginning of the year	330.85	286.12
Interest Income	23.93	20.19
Contribution by Employer	16.70	36.95
(Benefit paid from the Fund)	(12.74)	(8.21)
Return on Plan Assets, Excluding Interest Income	(5.83)	(4.20)
<b>Fair Value of Plan Assets at the end of the year</b>	<b>352.91</b>	<b>330.85</b>

### C. Actuarial Assumptions

Particulars	As at March 31, 2023	As at March 31, 2022
Discount Rate	7.45%	7.25%
Expected rate of salary increase	5.50%	5.50%
Mortality	Indian Assured Lives Mortality (2012-14) Ultimate	Indian Assured Lives Mortality (2012-14) Ultimate
Withdrawal rate	20% at lower service reducing to 0% at Higher Service	20% at lower service reducing to 0% at Higher Service
Retirement Age	58 Years	58 Years

## Notes to consolidated financial statement (Contd...)

for the year ended March 31, 2023

### D. Sensitivity Analysis

(₹ in Lakhs)

Particulars	Gratuity	
	Year Ended March 31, 2023	Year Ended March 31, 2022
Defined Benefit Obligation (Base)	427.40	332.63

(₹ in Lakhs)

Particulars	Year Ended March 31, 2023		Year Ended March 31, 2022	
	Decrease by	Increase by	Decrease by	Increase by
Discount Rate (- / + 1%) (% change compared to base due to sensitivity)	473.17	388.63	369.04	301.85
(% Change)	10.71%	-9.07%	10.94%	-9.26%
Salary Growth Rate (- / + 1%) (% change compared to base due to sensitivity)	387.63	472.58	301.13	368.21
(% Change)	-9.31%	10.57%	-9.47%	10.70%
Withdrawal rate (W.R.) (- / + 10%) (% change compared to base due to sensitivity)	427.50	427.31	332.69	332.57
(% Change)	0.02%	-0.02%	0.02%	-0.02%

### E. Maturity Profile of Project Benefit Obligation

Particulars	Gratuity	
	As at March 31, 2023	As at March 31, 2022
Weighted average duration (based on discounted cash flows)	11	12

(₹ in Lakhs)

Expected cashout flows over the next (valued on undiscounted basis):	Gratuity	
	As at March 31, 2023	As at March 31, 2022
1 year	69.55	52.28
2 to 5 years	85.60	66.79
6 to 10 years	140.30	100.58



## Notes to consolidated financial statement (Contd...)

for the year ended March 31, 2023

### F. Characteristics of defined benefit plans and risks associated with them:

Valuation of defined benefit plan are performed on certain basic set of pre-determined assumptions and other regulatory framework which may vary over time. Thus, the Group is exposed to various risks in providing the above benefit plans which are as follows:

- a. **Interest Rate Risk:** A fall in the discount rate which is linked to the G.Sec. Rate will increase the present value of the liability requiring higher provision. A fall in the discount rate generally increases the mark to market value of the assets depending on the duration of asset.
- b. **Salary Escalation Risk:** The present value of the defined benefit plan liability is calculated by reference to the future salaries of members. As such, an increase in the salary of the members more than assumed level will increase the plan's liability.
- c. **Investment Risk:** The present value of the defined benefit plan liability is calculated using a discount rate which is determined by reference to market yields at the end of the reporting period on government bonds. If the return on plan asset is below this rate, it will create a plan deficit. Currently, for the plan in India, it has a relatively balanced mix of investments in government securities, and other debt instruments.

### 45. Segment Reporting

The Company's management, consisting of the managing director, the chief financial officer and other key managerial personnel for corporate planning, monitors the operating results of the below business segments separately for the purpose of making decisions about resource allocation and performance assessment and accordingly, based on the principles for determination of segments given in Indian Accounting Standard 108 "Operating Segments " and in the opinion of management the Company is primarily engaged in the business of "Pharmaceutical Products". All other activities of the Company revolve around the main business and as such there is no separate reportable business segment.

- (i) The Geographic details of revenue and Non Current Assets are as under: (₹ in Lakhs)

Particulars	India	Rest of World	Total	Year
Segment Revenues	21,720.35	29,310.35	51,030.88	For 2022-23
	20,399.03	26,813.30	47,212.33	For 2021-22
Segment Assets	22,020.74	Nil	22,020.74	As at 31/03/2023
	18,150.75	Nil	18,150.75	As at 31/03/2022

- (iii) Details of customer contributing 10% or more of total revenue : (₹ in Lakhs)

Particulars	Year Ended March 31, 2023	Year Ended March 31, 2022
No. of customers contributing 10% or more of total revenue (individually)	1	1
Amount of revenue	7,591.52	8,530.83
% of total revenue	14.25%	17.69%

## Notes to consolidated financial statement (Contd...)

for the year ended March 31, 2023

### 46 Fair Value Measurements

Financial instrument by category and their fair value

(₹ in Lakhs)

As at March 31, 2023	Note Reference	Carrying Amount			Fair Value (only those items which are recognised at FVTPL / FVTOCI)				
		FVTPL	FVTOCI	Amortised Cost	Total	Level 1	Level 2	Level 3	Total
<b>Financial Assets</b>									
Investments									
Non Current	8	Nil	Nil	0.26	0.26	Nil	Nil	Nil	Nil
Current	13	9,132.62	Nil	Nil	9,132.62	Nil	9,132.62	Nil	9,132.62
Loans									
Non Current	9	Nil	Nil	5,931.15	5,931.15	Nil	Nil	Nil	Nil
Current	17	Nil	Nil	2,322.59	2,322.59	Nil	Nil	Nil	Nil
Other Non Current Financial Asset	10	Nil	Nil	103.66	103.66	Nil	Nil	Nil	Nil
Trade Receivables	14	Nil	Nil	13,633.08	13,633.08	Nil	Nil	Nil	Nil
Cash and Cash Equivalents	15	Nil	Nil	505.20	505.20	Nil	Nil	Nil	Nil
Other Bank Balances	16	Nil	Nil	2,926.76	2,926.76	Nil	Nil	Nil	Nil
Other Current Financial Assets	18	2.64	Nil	65.14	67.78	Nil	Nil	2.64	2.64
<b>Total Financial Assets</b>		<b>9,135.26</b>	<b>Nil</b>	<b>25,487.84</b>	<b>34,623.10</b>	<b>Nil</b>	<b>9,132.62</b>	<b>2.64</b>	<b>9,135.26</b>
<b>Financial Liabilities</b>									
Borrowings									
Non Current		Nil	Nil	Nil	Nil	Nil	Nil	Nil	Nil
Current	25	Nil	Nil	199.72	199.72	Nil	Nil	Nil	Nil
Other Financial Liabilities									
Non Current	23	Nil	Nil	472.12	472.12	Nil	Nil	Nil	Nil
Current	27	Nil	Nil	1,213.18	1,213.18	Nil	Nil	Nil	Nil
Trade Payables	26	Nil	Nil	5,115.30	5,115.30	Nil	Nil	Nil	Nil
<b>Total Financial Liabilities</b>		<b>Nil</b>	<b>Nil</b>	<b>7,000.32</b>	<b>7,000.32</b>	<b>Nil</b>	<b>Nil</b>	<b>Nil</b>	<b>Nil</b>

## Notes to consolidated financial statement (Contd...)

for the year ended March 31, 2023

(₹ in Lakhs)

As at March 31, 2022	Note Reference	Carrying Amount			Fair Value (only those items which are recognised at FVTPL / FVTOCI)				
		FVTPL	FVTOCI	Amortised Cost	Total	Level 1	Level 2	Level 3	Total
<b>Financial Assets</b>									
Investments									
Non Current	8	Nil	Nil	0.26	0.26	Nil	Nil	Nil	Nil
Current	13	9,680.60	Nil	Nil	9,680.60	Nil	9,680.60	Nil	9,680.60
Loans									
Non Current	9	Nil	Nil	2,684.05	2,684.05	Nil	Nil	Nil	Nil
Current	17	Nil	Nil	3,177.73	3,177.73	Nil	Nil	Nil	Nil
Other Non Current Financial Asset	10	Nil	Nil	215.24	215.24	Nil	Nil	Nil	Nil
Trade Receivables	14	Nil	Nil	11,594.15	11,594.15	Nil	Nil	Nil	Nil
Cash and Cash Equivalents	15	Nil	Nil	693.40	693.40	Nil	Nil	Nil	Nil
Other Bank Balances	16	Nil	Nil	1,186.53	1,186.53	Nil	Nil	Nil	Nil
Other Current Financial Assets	18	15.49	Nil	66.88	82.37	Nil	Nil	15.49	15.49
<b>Total Financial Assets</b>		<b>9,696.09</b>	<b>Nil</b>	<b>19,618.24</b>	<b>29,314.33</b>	<b>Nil</b>	<b>9,680.60</b>	<b>15.49</b>	<b>9,696.09</b>
<b>Financial Liabilities</b>									
Borrowings									
Non Current		Nil	Nil	Nil	Nil	Nil	Nil	Nil	Nil
Current	25	Nil	Nil	204.36	204.36	Nil	Nil	Nil	Nil
Other Financial Liabilities									
Non Current	23	Nil	Nil	453.91	453.91	Nil	Nil	Nil	Nil
Current	27	Nil	Nil	861.70	861.70	Nil	Nil	Nil	Nil
Trade Payables	26	Nil	Nil	7,166.72	7,166.72	Nil	Nil	Nil	Nil
<b>Total Financial Liabilities</b>		<b>Nil</b>	<b>Nil</b>	<b>8,686.69</b>	<b>8,686.69</b>	<b>Nil</b>	<b>Nil</b>	<b>Nil</b>	<b>Nil</b>

The above fair value hierarchy explains the judgements and estimates made in determining the fair values of the financial instruments that are (a) recognised and measured at fair value and (b) measured at amortised cost for which fair values are disclosed in the consolidated financial statements. To provide the indication about the reliability of the inputs used in determining fair value, the Group has classified its financial instruments in to three levels prescribed is as under:

Level 1 - Quoted prices (unadjusted) in active markets for identical assets or liabilities

Level 2 - Inputs other than quoted prices included within Level 1 that are observable for the asset or liability, either directly (i.e. as prices ) or indirectly (i.e. derived from prices)

## Notes to consolidated financial statement (Contd...)

for the year ended March 31, 2023

Level 3 - Inputs for the assets or liabilities that are not based on observable market data (unobservable inputs)

There were no transfers between the levels during the year

### Valuation process

The finance department of the Group includes a team that performs the valuations of financial assets and liabilities required for financial reporting purposes, including level 3 fair values. The fair valuation of level 1 and level 2 classified assets and liabilities are readily available from the quoted prices in the open market and rates available in secondary market respectively.

The carrying amount of trade receivable, trade payable, cash and bank balances, short term loans and advances, statutory/receivable, short term borrowing, employee dues are considered to be the same as their fair value due to their short-term nature.

### 47 Financial risk management

The Group's activities expose it to a variety of financial risks, including credit risk, market risk and liquidity risk. The Group's primary risk management focus is to minimize potential adverse effects of market risk on its financial performance. The Group's risk management assessment and policies and processes are established to identify and analyse the risks faced by the Group, to set appropriate risk limits and controls, and to monitor such risks and compliance with the same.

The Group's risk management is governed by policies and approved by the board of directors. The Group identifies, evaluates and hedges financial risks in close co-operation with the Group's operating units. The Group has policies for overall risk management, as well as policies covering specific areas, such as foreign exchange risk, interest rate risk, credit risk, use of derivative financial instruments and non-derivative financial instruments.

The Group's board of directors has overall responsibility for the establishment and oversight of the Group's risk management framework. The Group manages market risk through a treasury department, which evaluates and exercises independent control over the entire process of market risk management. The treasury department recommends risk management objectives and policies, which are approved by Board of Directors. The activities of this department include management of cash resources, borrowing strategies, and ensuring compliance with market risk limits and policies.

The Group's risk management policies are established to identify and analyse the risks faced by the Group, to set appropriate risk limits and controls and to monitor risks and adherence to limits. Risk management policies and systems are reviewed regularly to reflect changes in market conditions and the Group's activities. The Group, through its training and management standards and procedures, aims to maintain a disciplined and constructive control environment in which all employees understand their roles and obligations.

The audit committee of the Group oversees how management monitors compliance with the Group's risk management policies and procedures, and reviews the adequacy of the risk management framework in relation to the risks faced by the Group. The audit committee is assisted in its oversight role by internal audit carried out at the Group as well as at subsidiary level. Internal audit undertakes both regular and ad-hoc reviews of risk management controls and procedures, the results of which are reported to the audit committee.

#### I Credit Risk

Credit risk refers to the risk that a counterparty will default on its contractual obligations resulting in financial loss to the Group. The Group is exposed to credit risk from its operating activities (primarily trade receivables), Loans, cash and cash equivalents and other financial instruments.

Customer credit risk is managed by each business unit subject to the Group's established policy, procedures and control relating to the customer credit risk management. Outstanding customer receivables are regularly monitored and taken up on case to case basis. The Group has adopted a policy of dealing with creditworthy counterparties and obtaining sufficient collateral, where appropriate, as a means of mitigating the risk of financial loss from defaults. The Group's exposure and the credit scores of its counterparties are continuously monitored. Credit exposure is controlled by counterparty limits that are reviewed and approved by the management team on a regular basis. The Group evaluates the concentration of risk

## Notes to consolidated financial statement (Contd...)

for the year ended March 31, 2023

with respect to trade receivables as low, as its customers are located in several jurisdictions representing large number of minor receivables operating in largely independent markets.

The credit risk on cash and bank balances and derivative financial instruments is limited because the counterparties are banks with high credit ratings assigned by international credit rating agencies.

Credit risk is the risk of financial loss to the Group if a customer or counterparty to a financial instrument fails to meet its contractual obligations, and arises principally from the Group's receivables from customers. Credit risk is managed through credit approvals, establishing credit limits, and continuously monitoring the creditworthiness of customers to which the Group grants credit terms in the normal course of business. The history of trade receivables shows a negligible provision for bad and doubtful debts. The Group establishes an allowance for doubtful debts and impairment that represents its estimate of expected losses in respect of trade and other receivables and investments. The Group has adopted simplified approach of ECL model for impairment. The Group has assessed that credit risk on investments, Cash & Bank Balance, loans given & other financial assets is insignificant based on the empirical data.

### i) Trade Receivables:

The Group's exposure to credit risk is influenced mainly by the individual characteristics of each customer. The demographics of the customer, including the default risk of the industry and country in which the customer operates, also has an influence on credit risk assessment. The Group with various activities as mentioned above manages credit risk. An impairment analysis is performed at each reporting date on an individual basis for major customers. In addition, a large number of minor receivables are grouped into homogenous groups and assessed for impairment collectively. The calculation of the same is based on historical data. The Group does not hold collateral as security.

The Group reviews trade receivables on periodic basis and makes provision for doubtful debts if collection is doubtful. The Group also calculates the expected credit loss (ECL) for non-collection of receivables. The Group makes additional provision if the ECL amount is higher than the provision made for doubtful debts. In case the ECL amount is lower than the provision made for doubtful debts, the Group retains the provision made for doubtful debts without any adjustment.

The provision for doubtful debts including ECL allowances for non-collection of receivables and delay in collection, on a combined basis, was ₹ 150.64 Lakhs as at March 31, 2023 and ₹ 168.40 Lakhs as at March 31, 2022. The movement in allowances for doubtful accounts comprising provision for both non-collection of receivables and delay in collection is as follows:

	(₹ in Lakhs)	
<b>Movement in allowance for Expected Credit Loss</b>	<b>As at March 31, 2023</b>	<b>As at March 31, 2022</b>
Balance at the beginning of the year	168.40	185.83
Add : Allowance made during the year	60.05	80.57
Less : Reversal of allowance made during the year	77.81	98.00
<b>Balance at the end of the year</b>	<b>150.64</b>	<b>168.40</b>

### ii) Financial assets that are neither past due nor impaired

The Group has assessed that credit risk on investments, loans given & other financial assets are insignificant based on the empirical data. Credit risk from balances with banks and financial institutions is managed by the Group's treasury department in accordance with the Group's assessment of credit risk about particular financial institution. None of the Group's cash equivalents, including term deposits (i.e., certificates of deposit) with banks, were past due or impaired as at each balance sheet date.

## Notes to consolidated financial statement (Contd...)

for the year ended March 31, 2023

### II Liquid Risk

Liquidity risk is the risk that the Group will not be able to meet its financial obligations as they become due. The Group manages liquidity risk by maintaining adequate reserves, banking facilities including approved borrowing facilities sanctioned by the Parent Group, by continuously monitoring forecast and actual cash flows and matching the maturity profiles of financial assets and liabilities. Long-term borrowings generally mature between One to Ten years. The Group manages its liquidity risk by ensuring, as far as possible, that it will always have sufficient liquidity to meet its liabilities when due. The Group's policy is to manage its borrowings centrally using mixture of long-term and short-term borrowing facilities to meet anticipated funding requirements.

The Group has access to a sufficient variety of sources of funding and debt maturing within 12 months can be rolled over with existing lender. As of March 31, 2023, March 31, 2022; the Group had unutilized credit limits from banks of ₹ 10,600.00 Lakhs and ₹ 7,200.00 Lakhs respectively. The tables below analyze the Group's financial liabilities into relevant maturity groupings based on their contractual maturities.

The amounts disclosed in the table are the contractual undiscounted cash flows. Balances due within 12 months equal their carrying balances as the impact of discounting is not significant.

(₹ in Lakhs)

Contractual maturities of financial liabilities as at March 31, 2023	Contractual Cash Flows					Total
	Carrying Amount	On demand or within 1 year	Over 1 year within 2 years	Over 3 years within 5 years	Over 5 years	
<b>Borrowings:</b>						
Non Current	Nil	Nil	Nil	Nil	Nil	Nil
Current (Refer Note 25)	199.72	199.72	Nil	Nil	Nil	199.72
<b>Other Financial Liabilities:</b>						
Non Current (Refer Note 23)	472.12	Nil	472.12	Nil	Nil	472.12
Current (Refer Note 27)	1,213.18	1,213.18	Nil	Nil	Nil	1,213.18
<b>Trade Payables (Refer Note 26)</b>	<b>5,115.30</b>	<b>5,115.30</b>	<b>Nil</b>	<b>Nil</b>	<b>Nil</b>	<b>5,115.30</b>
<b>Total</b>	<b>7,000.32</b>	<b>6,528.20</b>	<b>472.12</b>	<b>Nil</b>	<b>Nil</b>	<b>7,000.32</b>

(₹ in Lakhs)

Contractual maturities of financial liabilities as at March 31, 2022	Contractual Cash Flows					Total
	Carrying Amount	On demand or within 1 year	Over 1 year within 2 years	Over 3 years within 5 years	Over 5 years	
<b>Borrowings:</b>						
Non Current	Nil	Nil	Nil	Nil	Nil	Nil
Current (Refer Note 25)	204.36	204.36	Nil	Nil	Nil	204.36
<b>Other Financial Liabilities:</b>						
Non Current (Refer Note 23)	453.91	Nil	453.91	Nil	Nil	453.91
Current (Refer Note 27)	861.70	861.70	Nil	Nil	Nil	861.70
<b>Trade Payables (Refer Note 26)</b>	<b>7,166.72</b>	<b>7,166.72</b>	<b>Nil</b>	<b>Nil</b>	<b>Nil</b>	<b>7,166.72</b>
<b>Total</b>	<b>8,686.69</b>	<b>8,232.78</b>	<b>453.91</b>	<b>Nil</b>	<b>Nil</b>	<b>8,686.69</b>

## Notes to consolidated financial statement (Contd...)

for the year ended March 31, 2023

### III Market Risk

Market risk is the risk of loss of future earnings, fair values or future cash flows that may result from adverse changes in market rates and prices (such as interest rates, foreign currency exchange rates and commodity prices) or in the price of market risk-sensitive instruments as a result of such adverse changes in market rates and prices. Market risk is attributable to all market risk-sensitive financial instruments, all foreign currency receivables and payables and all short term and long-term debt. The Group is exposed to market risk primarily related to foreign exchange rate risk and commodity risk.

#### a) Currency Risk

Foreign currency risk is the risk that the fair value or future cash flows of an exposure will fluctuate because of changes in foreign exchange rates. The Group's exposure to the risk of changes in foreign exchange rates relates primarily to the Group's operating activities (when revenue or expense is denominated in a foreign currency).

The Group's foreign exchange risk arises mainly from following activities:

Foreign currency revenues and expenses (primarily in USD, EURO and CAD) : A portion of the Group's revenues are in these foreign currencies, while a significant portion of its costs are in Indian Rupees. As a result, if the value of the Indian rupee appreciates relative to these foreign currencies, the Group's revenues measured in Indian Rupees may decrease. The exchange rate between the Indian rupee and these foreign currencies has changed substantially in recent periods and may continue to fluctuate substantially in the future. As of March 31, 2023, the Group had entered into derivative contracts of ₹ 410.85 Lakhs (PY. ₹ 2,463.26 Lakhs) to hedge exposure to fluctuations in foreign currency risk. The below sensitivity is calculated after netting off the impact of foreign currency forward contracts which largely mitigate the risk.

The Group does not use derivative financial instruments for trading or speculative purposes.

#### i) The following table analyses foreign currency risk from non-derivative financial instruments as at each balance sheet date:

(₹ & FC in Lakhs)

Particulars	Currency	As at March 31,2023	As at March 31,2022
a) Trade Receivables (Against Export)	USD	107.56	69.12
	INR	8,843.53	5,239.45
	EURO	1.24	4.01
	INR	111.52	339.43
	CAD	0.54	0.58
	INR	32.55	35.36
b) Bank Balances	USD	0.12	0.06
	INR	9.47	4.80
c) Trade Payables (Against import - including capital import)	USD	Nil	1.25
	INR	Nil	94.38
	USD	107.67	67.93
	INR	8,853.00	5,149.87
Net Statement of Financial Exposure (a + b - c)	EURO	1.24	4.01
	INR	111.52	339.43
	CAD	0.54	0.58
	INR	32.55	35.36

Note - Figures in bracket denotes credit balance.

## Notes to consolidated financial statement (Contd...)

for the year ended March 31, 2023

### ii) Foreign Currency Risk Sensitivity

The sensitivity of profit or loss due to changes in the exchange rates arises mainly from non-derivative foreign currency denominated financial instruments (mainly financial instruments denominated in USD, EURO and CAD currencies). The same is summarized as below:

(₹ in Lakhs)

Particulars	Year Ended March 31, 2023		Year Ended March 31, 2022	
	5% Increase	5% Decrease	5% Increase	5% Decrease
USD	442.65	(442.65)	257.49	(257.49)
EURO	5.58	(5.58)	16.97	(16.97)
CAD	1.63	(1.63)	1.77	(1.77)
Total .....	449.86	(449.86)	276.23	(276.23)

### b) Interest Risk

Interest rate risk is the risk that the fair value or future cash flows of a financial instrument will fluctuate because of changes in market interest rates. The Group's exposure to the risk of changes in market interest rates related primarily to the Group's short-term borrowings with floating interest rates.

The exposure of the Group's borrowing to interest rate changes at the end of the reporting period are as follows:

#### i) Exposure to interest rate risk

(₹ in Lakhs)

Particulars	As at March 31, 2023	As at March 31, 2022
Fixed Rate Borrowings	Nil	Nil
Variable Rate Borrowings (Refer Note 25)	199.72	204.36
<b>Total</b>	<b>199.72</b>	<b>204.36</b>

For details of the Group's short-term and long term loans and borrowings, including interest rate profiles, refer to Note 23 and 26 of these consolidated financial statements.

#### ii) Interest Rate Sensitivity

Profit or loss is sensitive to higher/lower interest expense from borrowings of variable rate as a result of changes in interest rates.

(₹ in Lakhs)

Particulars	Year Ended March 31, 2023	Year Ended March 31, 2022
50bp increase would decrease the profit before tax by	(1.00)	(1.02)
50bp decrease would increase the profit before tax by	1.00	1.02

### c) Price Risk

The Group's exposure to price risk arises from investments in mutual funds (Refer Note 13). The Group has not undertaken any risk mitigation measures to reduce the price risk. The table below summarises the impact of increases / decreases of share price of the investments and profit for the period. The analysis is based on the assumption that the market price of those investments in Mutual Funds move by 5% point on either side with all other variables held constant.



## Notes to consolidated financial statement (Contd...)

for the year ended March 31, 2023

(₹ in Lakhs)

Year Ended	Total No. of Units held	Average price per unit	Fair Value	% Change in Fair Value	Effect on Profit before Tax
March 31, 2023	5,67,85,367.66	16.08	9,132.62	5.00%	456.63
				-5.00%	(456.63)
March 31, 2022	5,84,14,415.67	16.57	9,680.60	5.00%	484.03
				-5.00%	(484.03)

### 48 Capital Management:

The Group's capital management is intended to maximise the return to shareholders and benefits for other stakeholders for meeting the long-term and short-term goals of the Group; and reduce the cost of capital through the optimization of the capital structure i.e. the debt and equity balance. The Group monitors the capital structure on the basis of Net debt to equity ratio and maturity profile of the overall debt portfolio of the Group.

The gearing ratio at the end of the reporting period was as follows:

(₹ in Lakhs)

Particulars	As at March 31, 2023	As at March 31, 2022
Non Current Borrowing	Nil	Nil
Current Borrowing (Refer Note 25)	199.72	204.36
Current maturity of long term borrowing	Nil	Nil
<b>Total Borrowing</b>	<b>199.72</b>	<b>204.36</b>
Cash and cash equivalents (Refer Note 15)	505.20	693.40
<b>Net debt</b>	<b>Nil</b>	<b>Nil</b>
Equity	50,247.44	43,287.74
Net debt to equity ratio	Nil	Nil

### 49 Interest in Subsidiary:

#### 49.1 Subsidiary:

The group's subsidiary at March 31, 2023 and March 31, 2022 are set out below:

Name of entity	Place of business	Principal activities	As at March 31, 2023	As at March 31, 2022
Zullinc Healthcare LLP	India	Manufacturing and trading of Pharmaceutical Products		
Ownership Interest Held by the Company			100%	100%
Ownership interest held by non-controlling interests			0%	0%

## Notes to consolidated financial statement (Contd...)

for the year ended March 31, 2023

### 49.2 Details of subsidiary and non-controlling interest:

Set out below is summarised financial information of M/s. Zullinc Healthcare LLP (100% Owned subsidiary). The amounts disclosed for subsidiary are before inter-company eliminations.

#### (i) Summarised Balance Sheet of subsidiary as at each balance sheet date: (₹ in Lakhs)

Particular	As at March 31, 2023	As at March 31, 2022
Current assets	143.85	182.27
Current liabilities	16.51	60.33
<b>Net Current assets / (liabilities)</b>	<b>127.34</b>	<b>121.94</b>
Non-current assets	Nil	Nil
Non-current liabilities	Nil	Nil
<b>Net Non-current assets / (liabilities)</b>	<b>Nil</b>	<b>Nil</b>
<b>Net Assets</b>	<b>127.34</b>	<b>121.94</b>
<b>Accumulated Non-controlling interest</b>	<b>Nil</b>	<b>Nil</b>

#### (ii) Summarised Statement of Profit and Loss of subsidiary during each financial year: (₹ in Lakhs)

Particulars	For the year ended March 31, 2023	For the year ended March 31, 2022
Revenue	9.80	36.67
Profit for the year	5.40	(0.32)
Other Comprehensive Income	Nil	Nil
Profit / (loss) attributable to Non-controlling interest	Nil	Nil
Other Comprehensive Income attributable to Non-controlling interest	Nil	Nil
<b>Total comprehensive income attributable to Non-controlling interest</b>	<b>Nil</b>	<b>Nil</b>

#### (iii) Summarised Cash Flows of subsidiary: (₹ in Lakhs)

Particulars	For the year ended March 31, 2023	For the year ended March 31, 2022
Cash flows from operating activities	10.51	(4.29)
Cash flows from investing activities	Nil	Nil
Cash flows from financing activities	(0.02)	(0.02)
<b>Net increase/ (decrease) in cash and cash equivalents</b>	<b>10.49</b>	<b>(4.31)</b>

### 50. Earnings Per Share (EPS)

Particulars	Unit	Year Ended March 31, 2023	Year Ended March 31, 2022
Net Profit for calculation of basic / diluted Earnings Per Share	₹ in Lakhs	7,289.93	6,935.50
Weighted Average Number of Equity Shares in calculating Basic and Diluted Earnings Per Share	Numbers	2,00,29,728	2,00,29,728
Basic and Diluted Earnings Per Share	₹	36.40	34.63
Nominal Value of Equity Shares	₹	10.00	10.00

## Notes to consolidated financial statement (Contd...)

for the year ended March 31, 2023

### A. Reconciliation on Amount of EPS

Particulars	Unit	Year Ended March 31, 2023	Year Ended March 31, 2022
<b>(a) Basic earnings per share</b>			
From continuing operations attributable to the equity holders of the company	Rs.	36.40	34.63
<b>Total basic earnings per share attributable to the equity holders of the company</b>	Rs.	36.40	34.63
<b>(b) Diluted earnings per share</b>			
From continuing operations attributable to the equity holders of the company	Rs.	36.40	34.63
<b>Total diluted earnings per share attributable to the equity holders of the company</b>	Rs.	36.40	34.63

### B. Reconciliations of earnings used in calculating earnings per share (₹ in Lakhs)

Particulars	Year Ended March 31, 2023	Year Ended March 31, 2022
<b>(a) Basic earnings per share</b>		
Profit attributable to the equity holders of the company used in calculating basic earnings per share:	7,289.93	6,935.50
<b>(b) Diluted earnings per share</b>		
Profit attributable to the equity holders of the company used in calculating diluted earnings per share	7,289.93	6,935.50

### C. Weighted average number of shares used as the denominator

Particulars	Year Ended March 31, 2023	Year Ended March 31, 2022
<b>(a) Basic earnings per share</b>		
Weighted average number of equity shares used as the denominator in calculating basic earnings per share	2,00,29,728	2,00,29,728
<b>(b) Diluted earnings per share</b>		
Weighted average number of equity shares and potential equity shares used as the denominator in calculating diluted earnings per share	2,00,29,728	2,00,29,728

### D. Increase / decrease in EPS due to retrospective restatement of prior period error

Particulars	Year Ended March 31, 2023	Year Ended March 31, 2022
(a) Basic earnings per share	Nil	Nil
(b) Diluted earnings per share	Nil	Nil

## Notes to consolidated financial statement (Contd...)

for the year ended March 31, 2023

### 51. Related Parties Disclosures

#### (i) List of related parties:

<b>Name of related party</b>	<b>Nature of relationship</b>
<b>Key Managerial Personnel:</b>	
Mahendra G Patel	Managing Director
Ashish R Patel	Whole-Time Director
Hashmukh I Patel	Whole-Time Director
Munjali M Patel	Whole-Time Director
Anand A Patel	Whole-Time Director
Rajnikant G Patel	Director
Arvindbhai G Patel	Director
Ishwarlal A Patel (Cease as a director w.e.f. 04/12/2022)	Director
Darshit A Shah	Chief Financial Officer
Trusha K Shah (w.e.f. 10/11/2022)	Company Secretary
Niren A Desai (till 19/07/2022)	Company Secretary
<b>Entities in which Key managerial personnel and/or their close members of family have control:</b>	
Downtown Finance Pvt Ltd	Entity controlled by Key Managerial Personnel/ or their relatives
Downtown Travels LLP	Entity controlled by Key Managerial Personnel/ or their relatives
Sunmed corporation LLP	Entity controlled by Key Managerial Personnel/ or their relatives
Shardaben Gulabdas Patel Public Charitable Trust	Entity controlled by Key Managerial Personnel/ or their relatives
Shree Corporation	Entity controlled by Key Managerial Personnel/ or their relatives
<b>Close Members of Key Managerial Personnel:</b>	
Ashish R Patel HUF	HUF of Whole-time Director
Dharmisthaben H Patel	Wife of Whole Time Director
Hansaben A Patel	Wife of Director
Jigar H Patel	Son of Whole Time Director
Mansi M Patel	Wife of Whole Time Director
Mahendra G Patel HUF	HUF of Managing Director
Munjali M Patel HUF	HUF of Whole-time Director
Nidhi H Patel	Daughter of Managing Director
Aniruddh H Patel	Son of Whole Time Director
Shardaben G Patel	Mother of Managing Director / Director
Shivani B Shah	Wife of Whole Time Director
Siddarth R Patel	Son of Director
Kailashben M Patel	Wife of Managing Director
Kalpanaben R Patel	Wife of Director

## Notes to consolidated financial statement (Contd...)

for the year ended March 31, 2023

(ii) Transactions during the period and balances outstanding with related parties are as under:

Transactions with related parties during the year:

a) Transactions with Entities in which Key managerial personnel and/or their close members of family have control during the year:

(₹ in Lakhs)

Name of related party	Nature of Transaction	Year ended March 31, 2023	Year ended March 31, 2022
Downtown Finance Pvt Ltd	Loan Taken	Nil	200.00
	Repayment of Loan	14.44	Nil
	Interest Expense on Loan	10.89	4.85
	Dividend Paid	1.59	1.59
Downtown Travels LLP	Travelling expenses	14.03	48.53
	Advance Received back	(25.00)	(25.00)
	Dividend Paid	7.13	7.13
Sunmed Corporation LLP	Commission	12.04	12.04
	Dividend Paid	7.50	7.50
Shardaben Gulabdas Patel Public Charitable Trust	CSR contribution	63.59	75.26
Ashish R Patel HUF	Commission	11.80	35.40
Mahendra G Patel HUF	Commission	17.70	17.70
	Sale of Property, Plant & Equipment	3.40	Nil
Munjali M Patel HUF	Commission	17.70	17.70
	Sale of Property, Plant & Equipment	10.87	Nil

b) Transactions with Key managerial personnel during the year:

(₹ in Lakhs)

Name of related party	Nature of Transaction	Year ended March 31, 2023	Year ended March 31, 2022
Ashish R Patel	Remuneration	53.35	47.17
	Dividend Paid	20.07	15.01
Hashmukh I Patel	Remuneration	33.25	33.25
	Dividend Paid	5.60	5.60
Mahendra G Patel	Remuneration	32.22	27.75
	Dividend Paid	8.63	7.67
	Deposit Received Back	Nil	(4.17)
	Rent	6.50	6.50

## Notes to consolidated financial statement (Contd...)

for the year ended March 31, 2023

Name of related party	Nature of Transaction	Year ended March 31, 2023	Year ended March 31, 2022
Munjali M Patel	Remuneration	34.42	30.39
	Advance Received back	Nil	(1.75)
	Dividend Paid	31.22	24.74
Anand A Patel	Remuneration	15.33	15.33
	Dividend Paid	3.48	2.73
Rajnikant G Patel	Dividend Paid	11.35	10.88
Darshit A Shah	Remuneration	11.79	10.35
Trusha K Shah (w.e.f. 10/11/2022)	Remuneration	2.28	Nil
Niren A Desai (till 19/07/2022)	Remuneration	1.59	4.73
Arvinbhai G Patel	Consultancy Fees	Nil	8.40
	Dividend Paid	1.67	1.67

**c) Transactions with close members of family of Key Management Personnel during the year:** (₹ in Lakhs)

Name of related party	Nature of Transaction	Year ended March 31, 2023	Year ended March 31, 2022
Kailashben M Patel	Salary Expenses	14.50	12.60
	Deposit Received Back	Nil	(5.12)
	Rent	6.50	6.50
	Dividend Paid	5.70	5.70
Kalpanaben R Patel	Salary Expenses	8.05	4.90
	Dividend Paid	4.40	4.40
Dharmisthaben H Patel	Salary Expenses	11.90	11.90
	Dividend Paid	0.98	0.98
Mansi M Patel	Salary Expenses	29.50	27.60
	Dividend Paid	3.00	3.00
Nidhi H Patel	Salary Expenses	21.50	19.80
	Dividend Paid	0.81	0.81
Mansi A Patel	Salary Expenses	18.20	18.20
Hansaben A Patel	Dividend Paid	1.76	1.76
Ishwarlal A Patel (Cease as a director w.e.f. 04/12/2022)	Dividend Paid	0.77	0.77
Jigar H Patel	Dividend Paid	1.29	1.03
Aniruddh H Patel	Dividend Paid	1.29	1.03
Shardaben G Patel	Dividend Paid	Nil	0.47
Shivani B Shah	Dividend Paid	3.10	3.10
Amar A Patel	Dividend Paid	0.90	0.90

## Notes to consolidated financial statement (Contd...)

for the year ended March 31, 2023

### Compensation to Key Managerial Personnel (₹ in Lakhs)

Particulars	Year ended March 31, 2023	Year ended March 31, 2022
Short term Employee benefit	184.23	168.97
Post Employment Benefits	55.84	37.92
<b>Total</b>	<b>240.07</b>	<b>206.89</b>

#### Balances outstanding at each reporting date:

- a) **Balance Outstanding with Entities in which Key managerial personnel and/or their close members of family have control at each reporting date:**

(₹ in Lakhs)

Name of related party	Nature of Amount	As at March 31, 2023	As at March 31, 2022
Sunmed corporation LLP	Other current assets	111.88	111.88
	Trade payables	Nil	Nil
Downtown Travels LLP	Current Loans	Nil	25.00
	Trade Payables	(0.77)	Nil
	Other current assets	Nil	5.77
Shree Corporation	Trade Receivable	Nil	3.97
Downtown Finance Private Limited	Current Borrowings	(199.72)	(204.36)

- b) **Balance Outstanding with Key managerial personnel at each reporting date:**

(₹ in Lakhs)

Name of related party	Nature of Amount	As at March 31, 2023	As at March 31, 2022
Ashish R Patel	Other current Financial Liability	(2.03)	(1.07)
Mahendra G Patel	Other current Financial Liability	(0.55)	(0.53)
Munjali M Patel	Other current Financial Liability	(0.52)	(0.72)
Hashmukh I Patel	Other current Financial Liability	(1.46)	(1.45)
Anand A Patel	Other current Financial Liability	(0.60)	(0.72)
Arvind G Patel	Trade payables	Nil	(0.63)
Darshit A Shah	Other current Financial Liability	(0.91)	(0.70)
Trusha K Shah (w.e.f. 10/11/2022)	Other current Financial Liability	(0.44)	Nil
Niren A Desai (till 19/07/2022)	Other current Financial Liability	Nil	(0.36)

## Notes to consolidated financial statement (Contd...)

for the year ended March 31, 2023

### c) Balance Outstanding with Close Member of Key managerial personnel at each reporting date:

(₹ in Lakhs)

Name of related party	Nature of Amount	As at March 31, 2023	As at March 31, 2022
Kailashben M Patel	Other current Financial Liability	(0.56)	(0.38)
Mansi A Patel	Other current Financial Liability	(0.93)	(0.97)
Mansi M Patel	Other current Financial Liability	(0.80)	(0.18)
Nidhiben H Patel	Other current Financial Liability	(0.74)	(3.71)
Dharmisthaben H Patel	Other current Financial Liability	(0.64)	(0.73)
Kalpanaben R Patel	Other current Financial Liability	(0.50)	(0.35)

Note: Figures in bracket denotes credit balance.

### 52. Changes in Liabilities arising from Financial Activities

(₹ in Lakhs)

Particulars	Year ended March 31, 2023	Year ended March 31, 2022
Opening Balance	204.36	51.97
Cash inflow of non-current borrowings	Nil	Nil
Cash outflow of non-current borrowings	Nil	(51.97)
Changes in current borrowings cash flows	(14.44)	200.00
Others	9.80	4.36
Closing Balance	199.72	204.36

### 53. Details Of Hedged And Unhedged Exposure in Foreign Currency Denominated Monetary Items

#### a Exposure in foreign currency - Hedged

The Company enters into forward exchange contracts to hedge against its foreign currency exposures relating to the underlying transactions and firm commitments. The Company does not enter into any derivative instruments for trading or speculative purposes.

The forward exchange contracts used for hedging foreign currency exposure and outstanding as at reporting date are as under:

(₹ & FC in Lakhs)

Currency	Number of Contracts	Sell Amount in Foreign Currency	Indian Equivalent
Forward contract to Sell USD - As at 31/03/2023	1	5.00	410.85
Forward contract to Sell USD - As at 31/03/2022	13	32.50	2,463.26



## Notes to consolidated financial statement (Contd...)

for the year ended March 31, 2023

### b Exposure in foreign currency - Unhedged

The foreign currency exposure not hedged as at March 31, 2023 & March 31, 2022 are as under: (FC in Lakhs)

Currency	Payable (In FC)		Receivable & Bank Balance (In FC)	
	As at 31/03/2023	As at 31/03/2022	As at 31/03/2023	As at 31/03/2022
USD	Nil	1.25	107.67	69.18
EURO	Nil	Nil	1.24	4.01
CAD	Nil	Nil	0.54	0.58

(₹ in Lakhs)

Currency	Payable (In INR)		Receivable & Bank Balance (In INR)	
	As at 31/03/2023	As at 31/03/2022	As at 31/03/2023	As at 31/03/2022
USD	Nil	94.38	8,853.00	5,244.25
EURO	Nil	Nil	111.52	339.43
CAD	Nil	Nil	32.55	35.36

### 54. Dividends

(₹ in Lakhs)

Particulars	As At 31/03/2023	As At 31/03/2022
<b>Equity shares</b>		
Final dividend for the year ended 31 March 2022 of ₹ 1.50/- (31 March 2021 – ₹ Nil/-) per fully paid share has been distributed	300.45	300.00
<b>Dividends not recognised at the end of the reporting period</b>		
In addition to the above dividends, since year end the directors have recommended the payment of a final dividend of ₹ 1.50/- per fully paid equity share as on 31 March 2023. This proposed dividend is subject to the approval of shareholders in the ensuing annual general meeting.	300.45	300.45

### 55. Assets Pledged as Security

The Carrying amount of assets Pledged as Security for Current and non Current borrowing are: (₹ in Lakhs)

Particulars	Note No.	As At 31/03/2023	As At 31/03/2022
<b>Non-Current Assets</b>			
Property Plant & Equipment and Intangible Assets	5	13,931.71	13,052.19
<b>Total Non Current Assets pledged as Security</b>		<b>13,931.71</b>	<b>13,052.19</b>
<b>Current Assets</b>			
Inventories	12	7,002.79	7,274.20
Financial Assets			
Investments	13	9,132.62	9,680.60

## Notes to consolidated financial statement (Contd...)

for the year ended March 31, 2023

Particulars	Note No.	As At 31/03/2023	As At 31/03/2022
Trade Receivable	14	13,546.63	11,503.77
Cash and cash equivalents	15	458.07	656.76
Other Bank Balance	16	2,909.84	1,168.84
Loans	17	2,322.59	3,177.73
Other Financial Assets	18	67.78	82.37
Other Current Assets	20	1,120.19	1,576.84
<b>Total Current Assets pledged as Security</b>		<b>36,560.51</b>	<b>35,121.11</b>
<b>Total Assets Pledged as Security</b>		<b>50,492.22</b>	<b>48,173.30</b>

Note: Asset pledge as security includes the Securities hypothecated with the bank for current and non-current borrowing by the company.

### 56. Additional Regulatory Information (Non Ind AS)

The disclosures required by amendment to Division II of Schedule III of the Companies Act, 2013 are given only to the extent applicable:

- There are no transactions that have been surrendered or disclosed as income during the year in the tax assessments under the Income Tax Act, 1961 which have not been recorded in the books of account.
- During the year no proceedings has been initiated or pending against the Group for holding any Benami Property under the Benami Transactions (Prohibitions) Act, 1988 (45 of 1988) and the rules made thereunder
- Group has not carried out any revaluation in respect of Property, Plant & Equipments and intangible Asset, hence during the year there has been no change of 10% or more in the aggregate of the Net Carrying value of Assets on account of revaluation of Assets in respect of Property, Plant & Equipments and intangible assets.
- There are no intangible assets under development in the Group during the current reporting period.
- The Group has not entered in to any transaction with companies struck off under section 248 of the Companies Act, 2013.
- The borrowing taken by the Group from the banks has been used for the specific purpose for which it was taken.
- The Group has not been declared as a willful defaulter by any bank or financial institution or other lender in accordance with the guidelines on willful defaulters issued by the Reserve Bank of India.
- Details in respect of Difference in respect of Current assets as per books and details as provided in quarterly returns filed by the Group, the details of the same is as under:

As At 31/03/2023				(₹ in Lakhs)
Name of the Bank & Quarter	Particulars of Security Provided	Amount reported in Quaterly return/ statement	Amount as per Books of Account	Amount of Difference
State Bank of India & Yes Bank Ltd	Inventories	6,154.84	7,064.53	(909.69)
Quarter - June 2022	Debtors	14,231.88	14,196.28	35.60
	Creditors	4,776.61	6,281.23	(1,504.62)

## Notes to consolidated financial statement (Contd...)

for the year ended March 31, 2023

### Reason for Material discrepancies:

- 1) The Effect of Stock in Transit has been given in Books of Accounts but the same effect has not been considered at the time of submitting Stock Statement.
- 2) At the time of Submitting the Stock Statement to Bank, Company had considered the Raw Material; Packing Material & Finished Goods Creditors only but in books other Miscellaneous creditors are also included in this category.

As At 31/03/2022

(₹ in Lakhs)

Name of the Bank & Quarter	Particulars of Security Provided	Amount reported in Quaterly return/ statement	Amount as per Books of Account	Amount of Difference
State Bank of India & Yes Bank Ltd	Inventories	3,788.53	4,567.89	(779.36)
Quarter - June 2021	Debtors	14,461.87	11,391.58	3,070.29
	Creditors	3,752.04	7,369.54	(3,617.50)
State Bank of India & Yes Bank Ltd	Inventories	3,468.70	4,887.56	(1,418.86)
Quarter - Sep 2021	Debtors	16,652.80	12,837.15	3,815.65
	Creditors	3,755.91	6,564.69	(2,808.78)
State Bank of India & Yes Bank Ltd	Inventories	4,711.24	5,863.51	(1,152.27)
Quarter - Dec 2021	Debtors	16,648.83	12,538.29	4,110.54
	Creditors	4,300.99	6,623.73	(2,322.74)
State Bank of India & Yes Bank Ltd	Inventories	6,108.08	7,274.20	(1,166.12)
Quarter - Mar 2022	Debtors	15,275.49	11,503.75	3,771.74
	Creditors	5,962.31	7,141.88	(1,179.57)

### Reason for Material discrepancies :

- 1) In Columns of Amount as per books of Accounts, Company has considered the figures of Lincoln Pharmaceuticals Limited & Lincoln Parenteral Limited both as per the amalgamation order duly approved of Hon'ble NCLT, Ahmedabad dated on 14th Sep 2021 where as Stock Statement includes stock details in respect of Lincoln Pharmaceuticals Limited only.
- 2) The Effect of Stock in Transit has been given in Books of Accounts but the same effect has not been considered at the time of submitting Stock Statement.
- 3) At the time of Submitting the Stock Statement to Bank, Company had considered the Raw Material; Packing Material & Finished Goods Creditors only but in books other Miscellaneous creditors are also included in this category.

In terms of our report attached.

**For, Samir M Shah & Associates**

Chartered Accountants  
(Firm Regd. No. 122377W)

**[Samir M Shah]**

Partner  
(M.No. 111052)

Place : Ahmedabad  
Date: 25/05/2023

For and on behalf of the Board of Directors of

**Lincoln Pharmaceuticals Limited**

**(Mahendra G. Patel)**  
(Managing Director)  
(DIN : 00104706)

**(Darshit A. Shah)**  
(Chief Financial Officer)

Place: Ahmedabad  
Date: 25/05/2023

**(Hashmukh I. Patel)**  
(Whole Time Director)  
(DIN : 00104834)

**(Trusha K. Shah)**  
(Company Secretary)  
(M. No. A59416)

**ARH**  
Artesunate 30 / 60 / 90 / 120 /  
150 / 180 / 210 / 240 mg Injection



**ARH-A**  
Artemether Injection 80 mg/ml



**Artelin**  
Artesunate for Injection 60 mg / 120 mg



**Binafin**  
Terbinafine Tablets USP 250 mg



**BUPIILIN HEAVY**  
Bupivacaine Hydrochloride in Dextrose Injection USP 5 mg / ml



**Clotrilin**  
Clotrimazol Comprimidos Vaginais USP 100 mg



**FLUCOMOL**  
Paracetamol 500 mg + Dexamethorphan Hydrobromide 12 mg +  
Chlorphenamine Maleate 2 mg + Phenylephrine Hydrochloride 10 mg CAPSULES



**Glymet 1 & 2**  
Gimepiride and Extended Release  
Metformin Hydrochloride Tablets



**HEPALIN**  
Heparin injection 5000 I.U./5 ml



**HISTALIN-8/16**  
Betahistine Dihydrochloride Tablets BP 8 mg / 16 mg



**Pa12** PROPLETS  
1000 mg programmed release paracetamol



**KoffGo**  
Chlorphenamine Maleate 2.2 mg, Ammonium Chloride 110 mg,  
Sodium Citrate 40 mg, Menthol 1.1 mg/ml Syrup



**KOFLAME**  
Ibuprofene avec suspension orale paracetamol



**DAWAKOF**  
Dexamethorphan Hydrobromide, Ammonium chloride,  
Chlorphenamine maleate, Bromhexine hydrochloride Syrup





**LINCOLN**

**LINCOLN HOUSE**

Behind Satyam Complex  
Science City Road  
Sola, Ahmedabad  
Gujarat – 380060, India.