

Date: 10<sup>th</sup> February, 2022

To,

National Stock Exchange of India Limited  
Exchange Plaza  
Plot no. C/1, G Block  
Bandra- Kurla Complex, Bandra (E)  
Mumbai - 400 051  
NSE Company Code: JINDWORLD

The Bombay Stock Exchange Limited  
Listing Department  
Phiroz Jeejeebhoy Tower,  
25th Floor, Dalal Street  
Mumbai – 400 001  
BSE Company Code: 531543

**Subject:** SUBMISSION OF OUTCOME OF BOARD MEETING HELD ON 10<sup>TH</sup> FEBRUARY, 2022 PURSUANT TO REGULATION 30 OF SEBI (LODR) REGULATIONS, 2015

Dear Sir/Ma'am,

With reference to above mentioned subject and pursuant to Regulation 30 of the SEBI (Listing Obligations and Disclosure Requirements) Regulations, 2015, the Board of Directors at their meeting held on **Thursday, 10<sup>th</sup> February, 2022** which was duly commenced at **03:00 P.M.** and concluded with vote of thanks at **6:05 P.M.** at the registered and corporate office "Jindal House, Opp. D mart, I.O.C Petrol pump lane, Shivranjani Shyamal 132 Ft. Ring Road, Satellite, Ahmedabad - 380015" of the Company; has inter alia:

a.) considered, approved and taken on record "Un-audited Standalone and Consolidated Financial Results" of the Company **for the Quarter and period ended on 31<sup>st</sup> December, 2021**; prepared in accordance with Regulation 33 of the SEBI (LODR) Regulations, 2015 and Companies (Indian Accounting Standards) Rules, 2015 (IND-AS); alongwith the Limited Review Report thereon as received from the Statutory Auditors of the Company [M/s. Saremal & Company, (FRN: 109281W), Practicing Chartered Accountants, Ahmedabad] and the said Auditors have expressed an Unmodified Opinion thereon, the copies of which all are enclosed herewith,

b.) considered & approved various other general businesses as per the agenda of the said meeting.

You are kindly requested to acknowledge and update the same in your records.

Thanks & Regards  
For Jindal Worldwide Limited

  
CS Kiran Geryani  
(Company Secretary & Compliance Officer)

Encl.- "As above"



# SAREMAL & CO

## Chartered Accountants

CA Saremal Shah (Bcom, FCA); CA Pravin Lavana (Bcom, LLB, FCA)

### LIMITED REVIEW REPORT

**ON**  
**UN-AUDITED STANDALONE FINANCIAL RESULTS FOR THE QUARTER AND PERIOD**  
**ENDED ON 31<sup>ST</sup> DECEMBER, 2021**  
**OF**  
**"JINDAL WORLDWIDE LIMITED"**

{Pursuant to Regulation 33 of the SEBI (Listing Obligation and Disclosure Requirements) Regulations, 2015}

To,  
The Board of Directors,  
Jindal Worldwide Limited  
"Jindal House", Opp. Dmart, I.O.C. Petrol Pump Lane,  
ShivranjaniShyamal 132 Ft Ring road,  
Satellite, Ahmedabad – 380015

1. We have reviewed the accompanying statement of **Un-audited Standalone Financial Results of M/s. Jindal Worldwide Limited**(the Company) for the quarter and period ended on **31<sup>st</sup> December, 2021** attached herewith being submitted by the Company pursuant to the requirements of Regulation 33 of the SEBI (Listing Obligations and Disclosures Requirements) Regulations, 2015 read with SEBI Circular No. CIR/CFD/FAC/62/2016 dated 05<sup>th</sup> July, 2016, SEBI Circular No. CIR/CFD/CMD1/44/2019 dated 29<sup>th</sup> March, 2019 and SEBI Circular No. CIR/CFD/CMD1/80/2019 dated 19<sup>th</sup> July, 2019. This statement is the responsibility of the Company's Management and has been approved by the Board of Directors in their meeting held on **10<sup>th</sup> February, 2022**. Our responsibility is to issue a report on these financial statements based on our review.
2. We conducted our review of the Statement in accordance with the Standard on Review Engagements (SRE) 2410 "Review of Interim Financial Information Performed by the Independent Auditor of the Entity", issued by the Institute of Chartered Accountants of India. This standard requires that we plan and perform the review to obtain moderate assurance as to whether the financial results/statements are free of material misstatement. A review is limited primarily to inquiries of Company personnel and analytical procedures applied to financial data and thus provides less assurance than an audit. We have not performed an audit and accordingly, we do not express an audit opinion.

3. Based on our review conducted as above, nothing has come to our attention that causes us to believe that the accompanying statement of Un-audited Standalone Financial Results prepared in accordance with applicable accounting standards and other recognized accounting practices and policies has not disclosed the information required to be disclosed in terms of Regulation 33 of the SEBI (Listing Obligations and Disclosure Requirements) Regulations, 2015 read with SEBI Circular No. CIR/CFD/FAC/62/2016 dated 5<sup>th</sup> July, 2016, SEBI Circular No. CIR/CFD/CMD1/44/2019 dated 29<sup>th</sup> March, 2019 and SEBI Circular No. CIR/CFD/CMD1/80/2019 dated 19<sup>th</sup> July, 2019 including the manner in which it is to be disclosed, or that it contains any material misstatement.
4. We would like to draw attention to the fact that the company has adopted Indian Accounting Standards (Ind AS) for the Financial Year commencing from 01<sup>st</sup> April, 2017, and accordingly, the statement of **Un-audited Standalone Financial Results** for the quarter and period ended on **31<sup>st</sup> December, 2021** has been prepared by the company's management in compliance with Indian Accounting Standards (IND- AS) prescribed under Section 133 of the Companies Act, 2013, read with the Companies (Indian Accounting Standards) Rules, 2015 issued thereunder.
5. The financial figures for the quarter ended 31<sup>st</sup> December, 2021 forming part of the statement of Un-Audited Standalone Financial Results are the balancing figure between the un-audited figures in respect of the nine months ended on 31<sup>st</sup> December, 2021 and the published figures up to the half-year ended of the financial year i.e. 30<sup>th</sup> September, 2021, which were subject to limited review by us.

Our Conclusion is not modified in respect of this matter.



For SAREMAL & CO.  
Chartered Accountants

Pravin Lavana  
(Partner)

Membership No.: 037180

Firm Registration No.: 109281W

UDIN No. 22037180ABEERM2189

Ahmedabad, February 10, 2022

**JINDAL WORLDWIDE LIMITED**

Regd. Off: "Jindal House", Opp. Dmart, I.O.C. Petrol Pump Lane, Shivranjani Shyamal 132 Ft Ring Road, Satellite, Ahmedabad -380015

\*CIN: L17110GJ1986PLC008942 \*Ph:079-71001500\*

\*E-mail Id: csjindal@jindaltextiles.com \* Website: www.jindaltextiles.com\*

**STATEMENT OF UN-AUDITED STANDALONE FINANCIAL RESULTS**


(As per Schedule III of the Companies Act, 2013 and IND-AS)

\* For the Quarter and Period Ended on 31st December, 2021 \*

(Rs. In Lakhs Except EPS)

| S.No. | Particulars  | Quarter Ended          |                            |                              | Nine Month Ended       |                        | Year Ended                    |
|-------|--|------------------------|----------------------------|------------------------------|------------------------|------------------------|-------------------------------|
|       |  | 3 months ended of C.Y. | Preeceeding 3 months ended | Corr. 3 months ended in P.Y. | 9 months ended of C.Y. | 9 months ended of P.Y. | Previous Financial Year ended |
|       |  | 31st Dec., 2021        | 30th Sep, 2021             | 31st Dec., 2020              | 31st Dec., 2021        | 31st Dec., 2020        | 31st March, 2021              |
|       |  | (Un-Audited)           | (Un-Audited)               | (Un-Audited)                 | (Un-Audited)           | (Un-Audited)           | (Audited)                     |
| I     | Revenue from operations  | 69192.90               | 61504.63                   | 62829.51                     | 182618.90              | 106255.98              | 170969.63                     |
| II    | Other Income   | 128.39                 | 274.60                     | 30.41                        | 504.62                 | 532.67                 | 2467.25                       |
| III   | <b>Total Revenue ( I + II )</b>  | <b>69321.29</b>        | <b>61779.23</b>            | <b>62859.92</b>              | <b>183123.52</b>       | <b>106788.65</b>       | <b>173436.88</b>              |
| IV    | <b>Expenses</b>  |                        |                            |                              |                        |                        |                               |
|       | (a) Cost of materials consumed   | 42498.82               | 42281.40                   | 45461.90                     | 130263.82              | 73294.09               | 117252.28                     |
|       | (b) Purchases of stock-in-trade  | 2785.40                | 2043.56                    | 2528.09                      | 7455.42                | 5926.80                | 10420.20                      |
|       | (c) Changes in inventories of finished goods, work-in-progress and stock-in-trade                | 6042.20                | 1533.21                    | 1890.44                      | (613.54)               | 1734.66                | (780.52)                      |
|       | (d) Employee benefits expense  | 344.26                 | 298.71                     | 322.64                       | 918.66                 | 725.17                 | 1076.66                       |
|       | (e) Finance Cost   | 1080.67                | 1116.45                    | 842.93                       | 3300.90                | 3805.23                | 4842.16                       |
|       | (f) Depreciation and amortisation expense  | 712.98                 | 712.14                     | 726.02                       | 2135.76                | 2158.50                | 2824.51                       |
|       | (g) Other expenses   | 11709.09               | 10493.47                   | 8122.64                      | 29872.63               | 15617.09               | 31601.31                      |
|       | <b>Total expenses</b>  | <b>65173.42</b>        | <b>58478.94</b>            | <b>59894.66</b>              | <b>173333.65</b>       | <b>103261.54</b>       | <b>167236.60</b>              |
| V     | <b>Profit before exceptional and extraordinary items and tax (III-IV)</b>                        | <b>4147.87</b>         | <b>3300.29</b>             | <b>2965.26</b>               | <b>9789.87</b>         | <b>3527.11</b>         | <b>6200.28</b>                |
| VI    | Exceptional items  | 0.00                   | 0.00                       | 0.00                         | 0.00                   | 0.00                   | 0.00                          |
| VII   | <b>Profit before extraordinary items and tax (V - VI )</b>                                       | <b>4147.87</b>         | <b>3300.29</b>             | <b>2965.26</b>               | <b>9789.87</b>         | <b>3527.11</b>         | <b>6200.28</b>                |
| VIII  | Extraordinary items  |                        |                            | 0.00                         | 0.00                   | 0.00                   | 0.00                          |
| IX    | <b>Profit before tax ( VII- VIII)</b>  | <b>4147.87</b>         | <b>3300.29</b>             | <b>2965.26</b>               | <b>9789.87</b>         | <b>3527.11</b>         | <b>6200.28</b>                |
| X     | <b>Tax expense :-</b>  |                        |                            |                              |                        |                        |                               |
|       | (a) Current tax  | 962.09                 | 975.26                     | 718.19                       | 2587.76                | 835.48                 | 1270.12                       |
|       | (b) Tax of Earlier Period  | (2.78)                 | 9.53                       | 0.00                         | 7.10                   | 0.00                   | 205.66                        |
|       | (c) Deferred tax   | 71.23                  | (155.26)                   | 25.75                        | (155.73)               | 49.33                  | 314.67                        |
|       | <b>Total Tax Expense</b>   | <b>1030.54</b>         | <b>829.53</b>              | <b>743.94</b>                | <b>2439.13</b>         | <b>884.81</b>          | <b>1790.45</b>                |
| XI    | <b>Profit / (Loss) for the period from continuing operations (IX - X)</b>                        | <b>3117.33</b>         | <b>2470.76</b>             | <b>2221.32</b>               | <b>7350.74</b>         | <b>2642.30</b>         | <b>4409.83</b>                |
| XII   | Profit/(loss) from Discontinuing Operations  | 0.00                   | 0.00                       | 0.00                         | 0.00                   | 0.00                   | 0.00                          |
| XIII  | Tax expense of Discontinuing Operations  | 0.00                   | 0.00                       | 0.00                         | 0.00                   | 0.00                   | 0.00                          |
| XIV   | <b>Profit/(loss) from Discontinuing operations (after tax) (XII-XIII)</b>                        | <b>0.00</b>            | <b>0.00</b>                | <b>0.00</b>                  | <b>0.00</b>            | <b>0.00</b>            | <b>0.00</b>                   |
| XV    | <b>Profit / (Loss) for the period (XI + XIV )</b>  | <b>3117.33</b>         | <b>2470.76</b>             | <b>2221.32</b>               | <b>7350.74</b>         | <b>2642.30</b>         | <b>4409.83</b>                |
| XVI   | Share of profit / (loss) of associates   | N.A.                   | N.A.                       | N.A.                         | N.A.                   | N.A.                   | N.A.                          |
| XVII  | Minority interest  | N.A.                   | N.A.                       | N.A.                         | N.A.                   | N.A.                   | N.A.                          |
| XVIII | <b>Profit / (Loss) after taxes, minority interest and share of profit / (loss) of associates</b> | <b>3117.33</b>         | <b>2470.76</b>             | <b>2221.32</b>               | <b>7350.74</b>         | <b>2642.30</b>         | <b>4409.83</b>                |
| XIX   | <b>Other Comprehensive Income</b>  |                        |                            |                              |                        |                        |                               |
|       | A. Items that will be/will not be reclassified through profit and loss                           | 0.00                   | 0.00                       | 0.00                         | 0.00                   | 0.00                   | 0.00                          |
|       | B. Income Tax Relating to Items that will be/will not be reclassified through profit and loss    | 0.00                   | 0.00                       | 0.00                         | 0.00                   | 0.00                   | 0.00                          |
| XX    | <b>Total comprehensive income for the period (XVIII+XIX)</b>                                     | <b>3117.33</b>         | <b>2470.76</b>             | <b>2221.32</b>               | <b>7350.74</b>         | <b>2642.30</b>         | <b>4409.83</b>                |
| XXI   | Paid-up equity share capital (Face Value of Rs. 1/- each)  | 2005.20                | 2005.20                    | 2005.20                      | 2005.20                | 2005.20                | 2005.20                       |
| XXII  | Earnings per equity share:   | 1.55                   | 1.23                       | 1.11                         | 3.67                   | 1.32                   | 2.20                          |
|       | (a) Basic  |                        |                            |                              |                        |                        |                               |
|       | (b) Diluted  | 1.55                   | 1.23                       | 1.11                         | 3.67                   | 1.32                   | 2.20                          |

\* Notes Attached

Date :10th February, 2022  
Place: AhmedabadFor and On Behalf of the Board  
For JINDAL WORLDWIDE LIMITED(DR. YAMUNADUTT AGRAWAL)  
Chairman/ Director  
DIN : 00243192



# SAREMAL & CO

## Chartered Accountants

CA Saremal Shah (Bcom, FCA); CA Pravin Lavana (Bcom, LLB, FCA)

### INDEPENDENT AUDITOR'S LIMITED REVIEW REPORT

ON

UN-AUDITED CONSOLIDATED FINANCIAL RESULTS FOR THE QUARTER AND PERIOD

ENDED ON 31<sup>ST</sup> DECEMBER, 2021

OF

"JINDAL WORLDWIDE LIMITED"

{Pursuant to Regulation 33 of the SEBI (Listing Obligation and Disclosure Requirements) Regulations, 2015}

To,  
The Board of Directors,  
Jindal Worldwide Limited  
"Jindal House", Opp. Dmart, I.O.C. Petrol Pump Lane,  
ShivranjaniShyamal 132 Ft ring road,  
Satellite, Ahmedabad – 380015

1. We have reviewed the accompanying statement of **Un-audited Consolidated Financial Results of M/s. Jindal Worldwide Limited** ("the Parent Company") and its wholly owned subsidiary (Parent Company and its Wholly Owned subsidiary together referred to as "the Group"), and its share of the profit/ (loss) after tax and total comprehensive income / loss of its associate for the quarter and period ended on **31<sup>st</sup> December, 2021** ("the Statement"), being submitted by the Parent Company pursuant to the requirements of Regulation 33 of the SEBI (Listing Obligations and Disclosure Requirements) Regulations, 2015, read with SEBI Circular No. CIR/CFD/FAC/62/2016 dated 5<sup>th</sup> July, 2016, SEBI Circular No. CIR/CFD/CMD1/44/2019 dated 29<sup>th</sup> March, 2019 and SEBI Circular No. CIR/CFD/CMD1/80/2019 dated 19<sup>th</sup> July, 2019 and all such amendments thereof from time to time.
2. This Statement, which is the responsibility of the Parent Company's Management and approved by the Parent Company's Board of Directors in their respective meeting held on **10<sup>th</sup> February, 2022** has been prepared in accordance with the recognition and measurement principles laid down in Indian Accounting Standard 34 "Interim Financial Reporting" ("Ind AS 34"), prescribed under Section 133 of the Companies Act, 2013, and other accounting principles generally accepted in India. Our responsibility is to express a conclusion on the Statement based on our rev




Page 1 of 4

3. We conducted our review of the Statement in accordance with the Standard on Review Engagements (SRE) 2410 "Review of Interim Financial Information Performed by the Independent Auditor of the Entity", issued by the Institute of Chartered Accountants of India. A review of interim financial information consists of making inquiries, primarily of persons responsible for financial and accounting matters, and applying analytical and other review procedures. A review is substantially less in scope than an audit conducted in accordance with Standards on Auditing and consequently does not enable us to obtain assurance that we would become aware of all significant matters that might be identified in an audit. Accordingly, we do not express an audit opinion.

We also performed procedures in accordance with the circular issued by the SEBI under Regulation 33 (8) of the SEBI (Listing Obligations and Disclosure Requirements) Regulations, 2015, as amended, to the extent applicable.

4. The Statement includes the results of the entities as mentioned in Schedule-A annexed to this report.
5. Based on our review conducted and procedures performed as stated in paragraph 3 above, nothing has come to our attention that causes us to believe that the accompanying Statement, prepared in accordance with the recognition and measurement principles laid down in the aforesaid Indian Accounting Standard and other accounting principles generally accepted in India, has not disclosed the information required to be disclosed in terms of Regulation 33 of the SEBI (Listing Obligations and Disclosure Requirements) Regulations, 2015, as amended, including the manner in which it is to be disclosed, or that it contains any material misstatement. Our conclusion is not modified in respect of this matter.
6. We did not review the financial results and other financial informations in respect of wholly owned subsidiary company whose financial results for the quarter and period ended 31<sup>st</sup> December, 2021 as included in the unaudited consolidated financial results reflects total revenues, total net profit/(loss) after tax, total comprehensive income /(loss) as per the Schedule-A annexed to this report and where the said financial results and other financial information as mentioned in Schedule-A annexed have been reviewed by its respective Statutory Auditor.

We have reviewed the financial results and other financial informations in respect of associate company as statutory auditors whose financial results for the quarter and period ended 31<sup>st</sup> December, 2021 as included in the unaudited consolidated financial results reflects total revenues, total net profit/(loss) after



tax, total comprehensive income /(loss) and Share of profit/(loss) as per the Schedule-A annexed to this report.

In our opinion and according to the information and explanations given to us by the management, the said financial results and other financial information of the wholly owned subsidiary/Associate are not material to the group.

Our conclusion on the Statements is not modified in respect of the above matter.

7. We would like to draw attention to the fact that the company has adopted Indian Accounting Standards (Ind-AS) for the Financial Year commencing from 01<sup>st</sup> April, 2017, and accordingly, the statement of Un-Audited Consolidated Financial Results for the quarter and period ended on **31<sup>st</sup> December, 2021** has been prepared by the company's management in compliance with Indian Accounting Standards (IND- AS) prescribed under Section 133 of the Companies Act, 2013, read with the Companies (Indian Accounting Standards) Rules, 2015 issued thereunder.
8. The financial figures for the quarter ended 31<sup>st</sup> December, 2021 forming part of the statement of Un-Audited Consolidated Financial Results are the balancing figure between the un-audited figures in respect of the nine months ended on 31<sup>st</sup> December, 2021 and the published figures up to the half-year ended on 30<sup>th</sup> September, 2021, which were subject to limited review by us.



For SAREMAL & CO.  
Chartered Accountants

Pravin Lavana  
(Partner)

Membership No.: 037180

Firm Registration No.: 109281W

UDIN NO.: 22037180ABEFZ5380

Ahmedabad, February 10, 2022

ENCLOSURE: "Schedule A"

**SCHEDULE-A**

List of Wholly Owned Subsidiary / Associate Companies of the Company as included in the Un-Audited Consolidated Financial Results for the quarter and period ended 31<sup>st</sup> December, 2021; whose Financial Results reflect the following:

**(Amount -Rs. In Lakhs)**

| Sr. No. | Names of Companies                    | Category: Wholly Owned Subsidiary / Associate | For the Quarter ended 31st December, 2021 |                                   |                                   |  | For the Nine Months ended 31st December, 2021 |                                   |                                   |   |
|---------|---------------------------------------|---|---|-----------------------------------|-----------------------------------|--|---|-----------------------------------|-----------------------------------|---|
|         |                                       |   | Total Revenues from Operations            | Total Net Profit/(Loss) After Tax | Total Comprehensive Income / Loss | Share of Profit/Loss (for Associate Companies) | Total Revenues from Operations                | Total Net Profit/(Loss) After Tax | Total Comprehensive Income / Loss | Share of Profit/ Loss (for Associate Companies) |
| 1       | Planet Spinning Mills Private Limited | Wholly Owned Subsidiary                       | 3,140.84                                  | 26.81                             | 26.81                             | -  | 10,359.64                                     | 115.94                            | 115.94                            | -   |
| 2       | Kashyap Tele-Medicines Limited        | Associate                                     | 5.80                                      | 0.98                              | 0.98                              | 0.31   | 15.55   | 2.11                              | 2.11                              | 0.66  |

**For SAREMAL & CO. Chartered Accountants**

  
**Pravin Lavana  
(Partner)**

**Membership No.: 037180**

**Firm Registration No.: 109281W**

**UDIN NO.: 22037180ABEFEZ5380**

Ahmedabad, February 10, 2022



(CONSOLIDATED)

**JINDAL WORLDWIDE LIMITED**

Regd. Off: "Jindal House", Opp. Dmart, I.O.C. Petrol Pump Lane, Shivranjani Shyamal 132 Ft Ring Road, Satellite, Ahmedabad -380015

\*CIN: L17110GJ1986PLC008942 \*Ph:079-71001500\*

\*E-mail Id: csjindal@jindaltextiles.com \* Website: www.jindaltextiles.com\*

**STATEMENT OF UN-AUDITED CONSOLIDATED FINANCIAL RESULTS**


(As per Schedule III of the Companies Act, 2013 and IND-AS )

\* For the Quarter and Period Ended on 31st December, 2021 \*

(Rs. In Lakhs Except EPS )

| S.No. | Particulars   | Quarter Ended                   |                                |                                 | Nine Months Ended               |                                 | Year Ended                    |
|-------|---|---------------------------------|--------------------------------|---------------------------------|---------------------------------|---------------------------------|-------------------------------|
|       |   | 3 months ended of C.Y.          | Preeceeding 3 months ended     | Corr. 3 months ended in P.Y.    | 9 months ended of C.Y.          | 9 months ended of P.Y.          | Previous Financial Year ended |
|       |   | 31st Dec., 2021<br>(Un-Audited) | 30th Sep, 2021<br>(Un-Audited) | 31st Dec., 2020<br>(Un-Audited) | 31st Dec., 2021<br>(Un-Audited) | 31st Dec., 2020<br>(Un-Audited) | 31st March, 2021<br>(Audited) |
| I     | Revenue from operations   | 67571.51                        | 63050.69                       | 58954.97                        | 183064.74                       | 105776.45                       | 169961.52                     |
| II    | Other Income  | 85.97                           | 353.44                         | 319.12                          | 541.04                          | 532.67                          | 2467.29                       |
| III   | <b>Total Revenue ( I + II )</b>   | <b>67657.48</b>                 | <b>63404.13</b>                | <b>59274.09</b>                 | <b>183605.78</b>                | <b>106309.12</b>                | <b>172428.81</b>              |
| IV    | <b>Expenses</b>   |                                 |                                |                                 |                                 |                                 |                               |
|       | (a) Cost of materials consumed  | 40267.89                        | 42017.98                       | 40768.43                        | 127851.30                       | 70460.86                        | 113231.01                     |
|       | (b) Purchases of stock-in-trade   | 2990.46                         | 3577.07                        | 2971.90                         | 9193.99                         | 7477.16                         | 12279.33                      |
|       | (c) Changes in inventories of finished goods, work-in-progress and stock-in-trade             | 6036.48                         | 1538.78                        | 1801.05                         | (635.50)                        | 1740.42                         | (738.68)                      |
|       | (d) Employee benefits expense   | 406.36                          | 356.09                         | 368.02                          | 1086.78                         | 832.07                          | 1233.62                       |
|       | (e) Finance Cost  | 1088.76                         | 1130.04                        | 865.03                          | 3334.66                         | 3865.36                         | 4933.20                       |
|       | (f) Depreciation and amortisation expense   | 760.76                          | 759.49                         | 751.65                          | 2278.24                         | 2235.40                         | 2926.95                       |
|       | (g) Other expenses  | 11990.45                        | 10709.19                       | 8457.23                         | 30547.24                        | 15996.32                        | 32322.29                      |
|       | <b>Total expenses</b>   | <b>63541.16</b>                 | <b>60088.64</b>                | <b>55983.31</b>                 | <b>173656.71</b>                | <b>102607.59</b>                | <b>166187.72</b>              |
| V     | Profit before exceptional and extraordinary items and tax (III-IV)                            | 4116.32                         | 3315.49                        | 3290.78                         | 9949.07                         | 3701.53                         | 6241.09                       |
| VI    | Exceptional items   | 0.00                            | 0.00                           | 0.00                            | 0.00                            | 0.00                            | 0.00                          |
| VII   | <b>Profit before extraordinary items and tax (V - VI )</b>                                    | <b>4116.32</b>                  | <b>3315.49</b>                 | <b>3290.78</b>                  | <b>9949.07</b>                  | <b>3701.53</b>                  | <b>6241.09</b>                |
| VIII  | Extraordinary items   | 0.00                            | 0.00                           | 0.00                            | 0.00                            | 0.00                            | 0.00                          |
| IX    | <b>Profit before tax ( VII- VIII)</b>   | <b>4116.32</b>                  | <b>3315.49</b>                 | <b>3290.78</b>                  | <b>9949.07</b>                  | <b>3701.53</b>                  | <b>6241.09</b>                |
| X     | <b>Tax expense :-</b>   |                                 |                                |                                 |                                 |                                 |                               |
|       | (a) Current tax   | 970.91                          | 961.36                         | 750.45                          | 2629.94                         | 867.74                          | 1298.70                       |
|       | (b) Tax of earlier period   | (2.78)                          | 9.53                           | (2.07)                          | 7.10                            | (2.07)                          | 203.58                        |
|       | (c) Deferred tax  | 73.47                           | (155.84)                       | 20.96                           | (154.64)                        | 44.54                           | 320.52                        |
|       | (d) MAT Credit Entitlement  | (2.19)                          | 0.00                           | 0.00                            | 0.00                            | 0.00                            | (2.19)                        |
|       | <b>Total Tax Expense</b>  | <b>1039.41</b>                  | <b>815.05</b>                  | <b>769.34</b>                   | <b>2482.40</b>                  | <b>910.21</b>                   | <b>1820.61</b>                |
| XI    | Profit / (Loss) for the period from continuing operations (IX - X)                            | 3076.91                         | 2500.44                        | 2521.44                         | 7466.67                         | 2791.32                         | 4420.48                       |
| XII   | Profit/(loss) from Discontinuing Operations   | 0.00                            | 0.00                           | 0.00                            | 0.00                            | 0.00                            | 0.00                          |
| XIII  | Tax expense of Discontinuing Operations   | 0.00                            | 0.00                           | 0.00                            | 0.00                            | 0.00                            | 0.00                          |
| XIV   | Profit/(loss) from Discontinuing operations (after tax) (XII-XIII)                            | 0.00                            | 0.00                           | 0.00                            | 0.00                            | 0.00                            | 0.00                          |
| XV    | <b>Profit / (Loss) for the period (XI + XIV )</b>   | <b>3076.91</b>                  | <b>2500.44</b>                 | <b>2521.44</b>                  | <b>7466.67</b>                  | <b>2791.32</b>                  | <b>4420.48</b>                |
| XVI   | Share of profit / (loss) of associates  | 0.31                            | 0.13                           | 0.04                            | 0.66                            | 0.47                            | 0.34                          |
| XVII  | Minority interest   | 0.00                            | 0.00                           | 0.00                            | 0.00                            | 0.00                            | 0.00                          |
| XVIII | Profit / (Loss) after taxes, minority interest and share of profit / (loss) of associates     | 3077.22                         | 2500.57                        | 2521.48                         | 7467.33                         | 2791.79                         | 4420.82                       |
| XIX   | <b>Other Comprehensive Income</b>   |                                 |                                |                                 |                                 |                                 |                               |
|       | A. Items that will be/will not be reclassified through profit and loss                        | 0.00                            | 0.00                           | 0.00                            | 0.00                            | 0.00                            | 0.00                          |
|       | B. Income Tax Relating to Items that will be/will not be reclassified through profit and loss | 0.00                            | 0.00                           | 0.00                            | 0.00                            | 0.00                            | 0.00                          |
| XX    | <b>Total comprehensive income for the period (XVIII+XIX)</b>                                  | <b>3077.22</b>                  | <b>2500.57</b>                 | <b>2521.48</b>                  | <b>7467.33</b>                  | <b>2791.79</b>                  | <b>4420.82</b>                |
| XXI   | Paid-up equity share capital (Face Value of Rs. 1/- each)                                     | 2005.20                         | 2005.20                        | 2005.20                         | 2005.20                         | 2005.20                         | 2005.20                       |
| XXII  | Earnings per equity share:  | 1.53                            | 1.25                           | 1.26                            | 3.72                            | 1.39                            | 2.20                          |
|       | (a) Basic   | 1.53                            | 1.25                           | 1.26                            | 3.72                            | 1.39                            | 2.20                          |
|       | (b) Diluted   | 1.53                            | 1.25                           | 1.26                            | 3.72                            | 1.39                            | 2.20                          |

\* Notes Attached

Date :10th February, 2022  
Place: AhmedabadFor and On Behalf of the Board  
FOR JINDAL WORLDWIDE LIMITED(DR. YAMUNADUTT AGRAWAL)  
Chairman/ Director

DIN : 00243192

**NOTES To Un-Audited Standalone & Consolidated Financial Results**  
**{For The Quarter & Period Ended on 31<sup>st</sup> December, 2021}**

|    |  |
|----|--|
| 1. | The above Un-Audited Standalone & Consolidated Financial Results of the Company for the quarter & period ended on 31 <sup>st</sup> December, 2021 have been reviewed and recommended by the Audit Committee and are approved by the Board of Directors at their respective meeting held on 10 <sup>th</sup> February, 2022.  |
| 2. | The Statutory Auditors of the Company have carried out a Limited Review of the above Standalone & Consolidated Financial Results of the Company for the quarter & period ended on 31 <sup>st</sup> December, 2021 in terms of Regulation 33 of the SEBI (LODR) Regulations, 2015 and have issued an unmodified Limited Review Report.  |
| 3. | The Company has adopted, Indian Accounting Standards prescribed under Section 133 of the Companies Act, 2013 ('Ind-AS') from 1 <sup>st</sup> April, 2017 and accordingly these financial Results and all the periods presented have been prepared in accordance with the recognition and measurement principles laid down in IND-AS 34 "Interim Financial Reporting" read with relevant rules issued thereunder and the other accounting principles generally accepted in India and discloses the information required to be disclosed in terms of Regulation 33 of the SEBI (LODR) Regulations, 2015 (as amended).  |
| 4. | The company is engaged in business of 'Textile' and has only one reportable segment in accordance with Ind AS 108 'Operating Segments' therefore segment reporting as defined in IND AS 108 is not applicable to the Company.  |
| 5. | <p>The Outbreak of COVID-19 pandemic as arose in March, 2020 globally and in India is causing significant disturbance and slowdown of economic activity. The company's operations and revenue were also impacted due to COVID-19 in earlier periods.</p> <p>The company has considered internal and external sources of information for evaluating the financial results and has concluded that there is no significant impact of the same on the financial results of the quarter and period ended 31<sup>st</sup> December, 2021. As the nature, condition and duration of Covid-19 is uncertain, the company will closely monitor any material changes arising out of the future economic conditions and its impact on the business of the Company.</p> |
| 6. | The figures for the corresponding previous periods have been restated/regrouped wherever necessary, to make them comparable. Expenses which are directly related to Sales like Discount, Sales Commission, Rate Difference and Quantity /Quality Claim have been reduced from the Revenue. During the quarter, yarn sales (raw material) has been shown by reducing the same from Yarn Purchase.   |
| 7. | The financial figures for the quarter ended 31 <sup>st</sup> December, 2021 forming part of the statement of Un-Audited Standalone & Consolidated Financial Results are the balancing figure between the un-audited figures in respect of the nine months ended on 31 <sup>st</sup> December, 2021 and the published figures up to the half-year ended on 30 <sup>th</sup> September, 2021, which were subject to limited review by us.  |
| 8. | A statement of Un-Audited Standalone & Consolidated Financial Results are also available on the website of BSE Limited ( <a href="http://www.bseindia.com">www.bseindia.com</a> ), National Stock Exchange of India Limited ( <a href="http://www.nseindia.com">www.nseindia.com</a> ) and on the website of the Company ( <a href="http://www.jindaltextiles.com">www.jindaltextiles.com</a> ).   |



Date: 10<sup>th</sup> February, 2022  
Place: Ahmedabad



For and On Behalf of the Board,  
JINDAL WORLDWIDE LIMITED

(DR. YAMUNADUTT AGRAWAL)  
Chairman/ Director  
DIN: 00243192