

May 10, 2022

**The BSE Ltd.**  
Phiroze Jeejeebhoy Towers,  
Dalal Street, Fort,  
Mumbai - 400 001

**National Stock Exchange of India Ltd.**  
Exchange Plaza, Plot No. C/ 1, G Block,  
Bandra-Kurla Complex, Bandra (E),  
Mumbai - 400 051

**Scrip Code:** 522029

**Trading Symbol:** WINDMACHIN

**OUTCOME OF THE MEETING OF THE BOARD OF DIRECTORS**

*[Pursuant to Regulation 30, 33 and 43 of the SEBI (LODR), 2015]*

Dear Sir/Madam,

This is to inform that the Board of Directors of the Company at its Meeting held today, commenced at 11: 00 A.M. and concluded at 3: 20 P.M., inter-alia, considered and unanimously approved;

1. The Audited financial results (Standalone & Consolidated) of the Company for the quarter/year ended on March 31, 2022, as enclosed along with Auditor's Report and unmodified opinion.
2. The recommendation of a final dividend of Rs.1 per equity share (50% of the face value) for the Financial Year 21-22, subject to the approval of the shareholders at the 59<sup>th</sup> Annual General Meeting of the Company.

We request to take the aforesaid information on record and notify your constituents accordingly.

Thanking you,

Yours faithfully,  
For WINDSOR MACHINES LIMITED



DEEPAK VYAS  
COMPANY SECRETARY



Encl.: as above

**Independent Auditor's Report on Standalone Annual Financial Results of the Company pursuant to Regulation 33 of the SEBI (Listing Obligations and Disclosure Requirements) Regulations, 2015 (as amended)**

To,

The Board of Directors

Windsor Machines Limited

**Opinion**

1. We have Audited the accompanying standalone annual financial results of Windsor Machines Limited ("The Company") for the quarter and year ended 31<sup>st</sup> March, 2022, attached herewith, being submitted by the Company pursuant to the requirement of Regulation 33 of the SEBI (Listing Obligations and Disclosure Requirements) Regulation, 2015 (as amended) ('Listing Regulations'), including relevant circulars issued by SEBI from time to time.
2. In our opinion and to the best of our information and according to the explanation given to us, the standalone annual financial results:
  - a. Are presented in accordance with the requirements of Regulation 33 of the listing regulations; and
  - b. give a true and fair view in conformity with the applicable Indian Accounting Standards ('IndAS') prescribed under section 133 of the Companies Act, 2013 ('The Act'), read with relevant rules issued thereunder, and other accounting principles generally accepted in India, of the standalone net profit after tax and other comprehensive income and other financial information of the company for the quarter ended and for the year ended 31<sup>st</sup> March, 2022.

**Basis of Opinion**

3. We conducted our audit in accordance with the Standard on Auditing ('SAs') specified under section 143(10) of the Act. Our responsibilities under those SAs are further described in the "Auditor's responsibilities for the Audit of the Standalone Annual Financial Results" section of our report. We are independent of the company, in accordance with the Code of Ethics issued by The Institute of Chartered Accountants of India ('The ICAI') together with the ethical requirements that are relevant to our Audit of the financial statements under the provisions of the Act, and the ruled made thereunder, we have fulfilled our ethical responsibilities in accordance with these requirements and the ICAI's Code of Ethics. We



believe that the audit evidence obtained by us, is sufficient and appropriate to provide a basis for our opinion on the standalone annual financial results.

#### Emphasis of Matter

4. Attention is Invited to

- a. Note No 7(a) to the results regarding inter-corporate loans given by company amounting to Rs. 6706 Lakhs in earlier years on which interest for the year ended March 31, 2020 amounting to Rs. 1031.27 Lakhs is overdue till date. Based on the estimated time and realization of security, the company had created expected credit loss allowance of Rs. 1856.62 Lakhs for the year ended March 31, 2020, the outcome of which is dependent on the timing and final realization of the value of the security. Due to the pandemic and the lockdown imposed to flatten the curve of infection spread thereon, no major development has occurred in the current accounting year. Hence, the Company has decided to further extend realization period by further year. This will have no impact on realization value of security received. Our conclusion is not modified in respect of this matter.
- b. Note No. 7(b) to the financial results regarding interest accrued on the inter-corporate loans given by the company in earlier years. Based on the uncertainty of collection of any further interest, the company has not accrued interest income on the said inter-corporate loan (net of provision) for the quarter ended March 31, 2022 amounting to Rs. 226.77 Lakhs, for financial year ending March 31, 2022 amounting to Rs. 919.67 Lakhs and for financial year ending March 31, 2021 amounting to Rs. 919.67 Lakh. Our conclusion is not modified in respect of this matter.
- c. Note No. 8(a) to the financial results regarding capital advance given by the company in earlier years in relation to development of its immovable property. In view of the ongoing commercial negotiation with the contractor, the company had made provision of Rs. 300 Lakhs towards estimated compensation and for the year ended March 31, 2022. However, the outcome of negotiation is dependent on final future settlement. Our conclusion is not modified in respect of this matter.
- d. Note No. 8(b) of the financial results regarding capital advance given by the company in earlier years in relation to development of its immovable property. In view of the uncertainty regarding outcome of the ongoing negotiation, the company continued its judgement and did not accrue interest income for the quarter ended March 31, 2022 amounting to Rs. 103.56 Lakhs, for the Financial Year ended March 31, 2022 amounting to Rs. 420.00 Lakhs and for the Financial Year ended March 31, 2021 amounting to Rs. 420.00 Lakhs. Our conclusion is not modified in respect of this matter.



## **Responsibilities of Management and Those charges with Governance for the Standalone Annual Financial Results**

5. These standalone annual financial results have been prepared on the basis of the standalone annual audited financial statements and has been approved by the Company's Board of Directors. The Company's Board of Directors are responsible for the preparation and presentation of these standalone annual financial results that give a true and fair view of the net profit and other comprehensive income and other financial information of the company in accordance with the accounting principles generally accepted in India, including Ind AS prescribed under section 133 of the Act, read with relevant rules issued thereunder and other accounting policies generally accepted in India, and in compliance with Regulation 33 of the Listing Regulations. The responsibility also includes maintenance of adequate accounting records in accordance with the provisions of the Act for safeguarding of the Assets of the Company and for preventing and detecting frauds and other irregularities; selection and application of appropriate accounting policies; making judgements and estimates that are reasonable and prudent; and design, implementation and maintenance of adequate internal financial controls that were operating effectively for ensuring the accuracy and completeness of the accounting records, relevant to the preparation and presentation of the standalone annual financial results that give a true and fair view and is free from material misstatement, whether due to fraud or error.
6. In preparing the standalone annual financial results, the Board of Directors are responsible for assessing the Company's ability to continue as going concern, disclosing, as applicable, matters related to going concern and using the going concern basis of accounting unless the Board of Directors either intends to liquidate the company or to cease operations, or has no realistic alternative but to do so.
7. The Board of Directors is also responsible for overseeing the Company's financial reporting process.

## **Auditor's Responsibilities for the Audit of the Standalone Annual Financial Results**

8. Our objectives are to obtain reasonable assurance about whether the standalone annual financial results as a whole are free from material misstatement, whether due to fraud or error, and to issue an auditor's report that includes our opinion. Reasonable assurance is a high level of assurance, but is not a guarantee that an audit conducted in accordance with the SAs, specified under section 143(10) of the Act, will always detect a material misstatement when it exists. Misstatements can arise from fraud or error and are considered material if, individually or in aggregate, they could reasonably be expected to influence the



economic decisions of the users taken on the basis of these standalone annual financial results.

9. As part of an audit in accordance with SAs, we exercise professional judgement and maintain professional skepticism throughout the audit. We also:
  - a. Identify and access the risks of material misstatement of standalone annual financial results, whether due to fraud or error, design and perform audit procedures responsive to those risks, and obtain audit evidence that is sufficient and appropriate to provide a basis for our opinion. The risk of not detecting a material misstatement resulting from fraud is higher than the one resulting from error, as fraud may involve collusion, forgery, intentional omissions, misrepresentations or the override of internal controls.
  - b. Obtain an understanding of Internal controls relevant to the audit in order to design audit procedures that are appropriate in circumstances. Under Section 143(3)(i) of the Act, we are also responsible for expressing our opinion through a separate report on the complete set of financial statements on whether the company has adequate internal financial controls with reference to financial statements in place and the operating effectiveness of such controls.
  - c. Evaluate the appropriateness of accounting policies used and the reasonableness of accounting estimates and related disclosures in the standalone financial results made by the Management.
  - d. Conclude on the appropriateness of the management's use of going concern basis of accounting and, based on the audit evidence obtained, whether a material uncertainty exists related to events or conditions that may cast significant doubt on the company's ability to continue as a going concern. If we conclude that a material uncertainty exists, we are required to draw attention in our Auditor's Report to the related disclosures in the Standalone Annual Financial Results or, if such disclosures are inadequate, to modify our opinion. Our conclusions are based on the audit evidence obtained up to the date of our Auditor's Report. However, future events or conditions may cause the Company to cease to continue as a going concern.
  - e. Evaluate the overall presentation, structure and content of the standalone annual financial results, including the disclosures, and whether the standalone annual financial results represent the underlying transactions and events in a manner that achieve fair presentation.
10. We communicate with those charged with governance regarding, among other matters, the planned scope and timing of the audit and significant audit findings, including any significant deficiencies in internal control that we identify during our audit.



11. We also provide those charges with governance with a statement that we have complied with relevant ethical requirements regarding independence, and to communicate with them all relationships and other matters that may reasonably be thought to bear on our independence, and where applicable, related safeguards.

**Other Matter**

12. The Standalone annual financial results include the results for the quarter ended 31<sup>st</sup> March, 2022 being the balancing figure between the audited figures in respect of the full financial year and the published unaudited year to date figures up to the third quarter of the current financial year, which were subjected to limited review.

FOR J B T M & ASSOCIATES LLP  
CHARTERED ACCOUNTANTS  
FRN: W100365



YASHIKA JAIN  
Partner



Membership No: 168952

UDIN: 22168952AIRZVM2940

Place: Mumbai

Date: May 10, 2022



**WINDSOR MACHINES LIMITED**

Regd. Office - 102/103, Dev Milan Co.Op. Housing Society, Next to Tip Top Plaza, LBS Road, Thane (W) - 400 604.

website: www.windsormachines.com, email: contact@windsormachines.com, CIN. L99999MH1963PLC012642

**STANDALONE AUDITED FINANCIAL RESULTS FOR THE QUARTER AND YEAR ENDED ON MARCH 31, 2022**


PART I

Rs. in Lakhs

Sr. No.	Particulars	3 months ended	Preceding 3	Corresponding 3	Accounting Year	Accounting
		on 31.03.2022	months ended on 31.12.2021	months in the previous year ended on 31.03.2021	ended on 31.03.2022	Year ended on 31.03.2021
		(Unaudited)	(Unaudited)	(Unaudited)	(Audited)	(Audited)
<b>1</b>	<b>Income</b>					
	a) Revenue from operations	12,196.06	9,075.34	11,597.59	33,788.30	28,721.83
	b) Other income (refer note 7 & 8)	6.75	24.30	(55.24)	146.59	25.51
	<b>Total Income</b>	<b>12,202.81</b>	<b>9,099.64</b>	<b>11,542.35</b>	<b>33,934.89</b>	<b>28,747.34</b>
<b>2</b>	<b>Expenses</b>					
	a) Cost of raw materials consumed	7,554.00	6,194.69	7,666.38	22,540.28	18,634.80
	b) Changes in inventories of FG & WIP	881.36	(448.43)	300.49	(50.07)	335.19
	c) Employee benefits expense	1,156.81	1,156.71	1,254.68	4,291.02	4,131.65
	d) Finance Cost	124.73	148.69	199.31	583.62	815.30
	e) Depreciation and amortisation expense	326.19	333.85	330.10	1,324.82	1,343.01
	f) Other expenses	1,022.84	985.99	871.05	3,376.54	2,695.31
	<b>Total expenses</b>	<b>11,065.93</b>	<b>8,371.50</b>	<b>10,622.01</b>	<b>32,066.21</b>	<b>27,955.26</b>
3	Profit(+)/Loss(-) before exceptional items and tax (1 - 2)	1,136.88	728.14	920.34	1,868.68	792.08
4	Exceptional items	-	-	-	-	-
5	Profit(+)/Loss(-) before tax (3+4)	1,136.88	728.14	920.34	1,868.68	792.08
6	Tax expense					
	Current Tax	80.00	-	-	80.00	-
	Deferred Tax	228.83	167.08	(306.29)	410.75	(498.34)
7	Net Profit(+)/Loss(-) after tax (5-6)	828.05	561.06	1,226.63	1,377.93	1,290.42
8	Other Comprehensive Income Items that will not be reclassified to profit or loss: Remeasurement of the net defined benefit obligation gain/(loss)	25.88	(36.08)	9.14	(36.70)	10.63
9	Total Comprehensive Income/(loss) (net of tax) (7+8)	853.93	524.98	1,235.77	1,341.23	1,301.05
10	Paid-up Equity Share Capital (Face value of Rs.2/- each)	1,298.64	1,298.64	1,298.64	1,298.64	1,298.64
11	Other Equity	27,654.94	-	26,963.03	27,654.94	26,963.03
12	Earning Per Share (EPS) (In ₹)					
	- Basic	1.28	0.86	1.89	2.12	1.99
	-Diluted	1.28	0.86	1.89	2.12	1.99
See accompanying notes to the financial results						

NOTES :

1. The above financial results were reviewed and recommended by the Audit Committee and were approved by the Board of Directors at its meeting held on May 10, 2022.



2. Segment Information (Standalone) for the quarter and year ended March 31, 2022 under SEBI (LODR) REGULATIONS, 2015.

**PRIMARY SEGMENT INFORMATION (BUSINESS SEGMENTS)**

Rs. in Lakhs

Sr.No	Particulars	3 months ended	Preceding 3	Corresponding 3	Accounting Year	Accounting
		on 31.03.2022	months ended on	months in the	ended on	Year ended on
		(Unaudited)	(Unaudited)	(Unaudited)	(Audited)	(Audited)
(i)	<b>Segment Revenue</b>					
	Extrusion Machinery Division	5,756.02	4,844.99	5,315.34	16,017.25	14,742.52
	Injection Moulding Machinery	6,430.61	4,249.53	6,283.10	17,873.85	13,985.39
	<b>Total Segment Revenue</b>	<b>12,186.63</b>	<b>9,094.52</b>	<b>11,598.44</b>	<b>33,891.10</b>	<b>28,727.91</b>
(ii)	<b>Segment Results</b>					
	Extrusion Machinery Division	677.74	711.08	523.71	1,560.89	1,244.73
	Injection Moulding Machinery	728.86	230.22	684.37	1,259.59	775.26
	<b>Total Segment Results</b>	<b>1,406.60</b>	<b>941.30</b>	<b>1,208.08</b>	<b>2,820.48</b>	<b>2,019.99</b>
	Unallocated Corporate income net of unallocated expenses	(144.99)	(64.47)	(88.45)	(368.18)	(412.61)
	<b>Profit / (Loss) before interest and taxation</b>	<b>1,261.61</b>	<b>876.83</b>	<b>1,119.63</b>	<b>2,452.30</b>	<b>1,607.38</b>
	Finance cost	124.73	148.69	199.31	583.62	815.30
	<b>Profit(+)/Loss(-) before exceptional items and tax</b>	<b>1,136.88</b>	<b>728.14</b>	<b>920.33</b>	<b>1,868.68</b>	<b>792.08</b>
	Exceptional items	-	-	-	-	-
	<b>Profit(+)/Loss(-) before tax</b>	<b>1,136.88</b>	<b>728.14</b>	<b>920.33</b>	<b>1,868.68</b>	<b>792.08</b>
	Tax Expenses					
	Current Tax	80.00	-	-	80.00	-
	Deferred tax	228.83	167.08	(306.29)	410.75	(498.34)
	<b>Net Profit/ (Loss) after tax</b>	<b>828.05</b>	<b>561.06</b>	<b>1,226.62</b>	<b>1,377.93</b>	<b>1,290.42</b>
	Other Comprehensive Income	25.88	(36.08)	9.14	(36.70)	10.63
	<b>Net Comprehensive Income</b>	<b>853.93</b>	<b>524.98</b>	<b>1,235.76</b>	<b>1,341.23</b>	<b>1,301.05</b>
(iii)	<b>Segment Assets</b>					
	Extrusion Machinery Division	16,136.42	17,333.84	17,298.39	16,136.42	17,298.39
	Injection Moulding Machinery	11,285.75	11,990.80	11,262.80	11,285.75	11,262.80
	<b>Total Segment Assets</b>	<b>27,422.17</b>	<b>29,324.64</b>	<b>28,561.19</b>	<b>27,422.17</b>	<b>28,561.19</b>
	Unallocated Corporate Assets	23,741.38	23,892.73	24,446.54	23,741.38	24,446.54
	<b>Total Assets</b>	<b>51,163.55</b>	<b>53,217.37</b>	<b>53,007.73</b>	<b>51,163.55</b>	<b>53,007.73</b>
(iv)	<b>Segment Liabilities</b>					
	Extrusion Machinery Division	5,531.89	6,830.13	5,931.67	5,531.89	5,931.67
	Injection Moulding Machinery	5,961.46	7,024.74	6,492.28	5,961.46	6,492.28
	<b>Total Segment Liabilities</b>	<b>11,493.35</b>	<b>13,854.87</b>	<b>12,423.95</b>	<b>11,493.35</b>	<b>12,423.95</b>
	Unallocated Corporate Liabilities	10,716.62	11,262.85	12,322.12	10,716.62	12,322.12
	<b>Total Liabilities</b>	<b>22,209.97</b>	<b>25,117.72</b>	<b>24,746.07</b>	<b>22,209.97</b>	<b>24,746.07</b>

The segment assets and segment results include the assets and expenses respectively, which are identifiable with each segment and amounts allocated to the respective segments on a reasonable basis.






## 3 Statement of Standalone Assets and Liabilities as on March 31, 2022 is given below:

Rs. in Lakhs

Particulars	Year ended on	Year ended on
	31.03.2022	31.03.2021
	(Audited)	(Audited)
<b>Non-current assets</b>		
Property, Plant & Equipment (net)	31,608.46	32,786.55
Intangible assets	99.80	125.18
Financial assets		
Investments	919.05	930.03
Loans	5,880.65	5,880.65
Income tax assets (net)	433.95	421.46
Other assets	3,325.09	3,400.00
<b>Total Non-Current Assets</b>	<b>42,267.00</b>	<b>43,543.87</b>
<b>Current Assets</b>		
Inventories	5,354.34	5,059.16
Financial assets		
Investments	-	200.00
Trade receivables	1,994.37	1,916.27
Cash and cash equivalents	914.83	1,461.28
Bank balances other than Cash and cash equivalents	5.55	40.76
Loans	0.05	0.79
Other financial assets	312.11	270.47
Other assets	315.31	515.14
<b>Total Current Assets</b>	<b>8,896.56</b>	<b>9,463.87</b>
<b>Total Assets</b>	<b>51,163.56</b>	<b>53,007.74</b>
<b>EQUITY AND LIABILITIES</b>		
<b>Equity</b>		
Equity share capital	1,298.64	1,298.64
Other equity	27,654.94	26,963.03
<b>Total Equity</b>	<b>28,953.58</b>	<b>28,261.67</b>
<b>Liabilities</b>		
<b>Non-Current Liabilities</b>		
Financial Liabilities		
Borrowings	1,061.77	2,549.42
Deferred Tax Liabilities (Net)	6,781.96	6,371.21
<b>Total Non-Current Liabilities</b>	<b>7,843.73</b>	<b>8,920.63</b>
<b>Current Liabilities</b>		
Financial Liabilities		
Borrowings	-	499.89
Trade payables	7,992.48	7,641.95
Other financial liabilities	2,050.60	2,318.88
Other liabilities	2,753.69	3,961.94
Provisions	309.68	313.66
Current tax Liabilities	1,259.80	1,089.12
<b>Total Current Liabilities</b>	<b>14,366.25</b>	<b>15,825.44</b>
<b>Total Liabilities</b>	<b>22,209.98</b>	<b>24,746.07</b>
<b>Total Equity and Liabilities</b>	<b>51,163.56</b>	<b>53,007.74</b>



## 4. Standalone Cash Flow Statement

Rs. in Lakhs

Particulars	Year ended March 31, 2022	Year ended March 31, 2021
<b>A. Cash flow from operating activities</b>		
Profit before tax as per statement of profit and loss	1,868.68	792.08
<b>Adjustments for:</b>		
Depreciation and amortization expenses	1,324.82	1,343.01
Share option employee cost	-	22.20
Finance cost	583.62	815.30
Interest income	(12.01)	(5.91)
Net (profit)/loss on sale / write off of fixed assets (net)	(2.38)	0.40
Unrealised exchange difference	10.73	(24.19)
Net gain on sale / fair valuation of investments	(0.09)	(5.48)
Sundry Balances written back (net)	103.68	-
Allowance for doubtful debts	-	45.89
Remeasurement of the net defined benefit liability / asset	(36.70)	10.63
Operating profit before working capital changes	3,840.35	2,993.93
<b>Adjustments for:</b>		
(Increase)/Decrease in trade and other receivables	(192.51)	(1,260.91)
(Increase)/Decrease in Other receivables	180.90	8.31
(Increase)/Decrease in inventories	(295.18)	445.73
Increase/(Decrease) in Other payables	(1,391.32)	1,150.41
Increase/(Decrease) in trade and other payables	350.53	179.97
	2,492.77	3,517.44
Less: Direct taxes paid	-	-
<b>Net cash flows generated from operating activities (A)</b>	2,492.77	3,517.44
<b>B. Cash flow from investing activities</b>		
<b>Inflows</b>		
Sale proceeds of property, plant and equipment	5.25	1.51
Sale proceeds of investments	211.06	-
Decrease in Short term loans	0.74	0.95
Interest received	12.01	(56.33)
	229.06	(53.87)
<b>Outflows</b>		
Purchase of property, plant and equipment	(124.21)	(56.51)
Purchase of current investments (net)	-	(200.00)
(Increase)/Decrease in Capital Creditors/Advances	74.91	(700.00)
	(49.30)	(956.51)
<b>Net cash (used in) investing activities (B)</b>	179.76	(1,010.38)
<b>C. Cash Flow From Financing Activities</b>		
<b>Inflows</b>		
Proceeds from long term borrowings	-	296.65
Proceeds from short term borrowings	500.00	499.89
	500.00	796.54
<b>Outflows</b>		
Repayment of long term borrowings	(1,494.79)	(1,088.55)
Repayment of short term borrowings	(999.89)	(365.08)
Dividend paid	(640.68)	(1.60)
Interest paid	(583.62)	(815.30)
	(3,718.98)	(2,270.53)
<b>Net cash (used in) financing activities (C)</b>	(3,218.98)	(1,473.99)
<b>Net Increase/(Decrease) In Cash And Bank Balances (A + B + C)</b>	(546.45)	1,033.07
Add: Cash and cash equivalence at beginning of the year	1,461.28	428.21
<b>Cash and cash equivalence at end of the year</b>	914.83	1,461.28
<b>Cash and Cash equivalent above comprises of the following</b>		
Cash and Cash Equivalents	914.83	1,461.28
<b>Balances as per statement of Cash Flows</b>	914.83	1,461.28



- 5 This statement has been prepared in accordance with the Companies (Indian Accounting Standards) Rules, 2015 (Ind AS) prescribed under Section 133 of the Companies Act, 2013 read with rule 3 of the Companies (Indian Accounting Standard) Rules, 2015 and Companies (Indian Accounting Standard) (Amendment) Rules, 2016.
- 6 The Company has granted total 30 lakhs ESOPs on August 13, 2018. Out of which 7,50,000 Options were granted at discount of 25%, for which exercise period ended on August 12, 2020. Balance 7,50,000 Options were granted at discount of 10%, for which exercise period ended on August 11, 2021. Total amount of Rs. 284.79 lakhs of Share Option Outstanding account (for both types of ESOPs) has been transferred to General Reserve since all the ESOPs Options lapsed on account of not exercised by the employees.
- 7 a) The company had given inter-corporate loans of Rs. 6706 Lakhs in earlier years. Interest outstanding of Rs. 1031.27 Lacs for the year ended March 2020 is still outstanding. To secure the exposure, the Company has created equitable mortgage in the year 2019-20. The company had estimated the realizable value of the securities based upon independent valuer's report dated June 30, 2020, using effective interest rate of the company for an estimated realization period of 1.5 years from the year ended March 31, 2020. Due to the pandemic and the lockdown imposed, no major development has been possible in current accounting year. Hence the Company has decided to extend realisation period by further one year, this will have no impact on realisation value of security received. Actions are now being initiated for recovery/settlement of the outstanding amount, shortfall if any, will be accounted for in
- b) In view of uncertainty of ultimate collection of further interest, the company has not accrued interest income on the said inter-corporate loan (net of provision) for the quarter ended March 31, 2022 amounting to Rs. 226.77 Lakhs, for financial year ending March 31, 2022 amounting to Rs. 919.67 Lakhs and for financial year ending March 31, 2021 amounting to Rs. 919.67 Lakh.
- 8 a) The company had given interest bearing capital advance of Rs. 3000 Lakhs in earlier year in relation to development of its immovable property situated at Thane. However in view of ongoing commercial negotiation with respect to fulfilment of the terms of the contract, management feels that the Company may have to enter into a compromise arrangement and pay compensation to the contractor. During the year ended March 31, 2020, the company had made provision of Rs. 300 Lakhs towards estimated compensation and not accrued interest for the year ended March 31, 2020.
- b) In view of the uncertainty regarding outcome of the ongoing negotiation, the company continued its judgment and did not accrue interest income for the quarter ended March 31, 2022 amounting to Rs. 103.56 Lakhs, for the Financial Year ended March 31, 2022 amounting to Rs. 420.00 Lakhs and for the Financial Year ended March 31, 2021 amounting to Rs. 420.00 Lakhs.
- 9 Previous period figures have been restated for prior period adjustments and regrouped/reclassified, wherever necessary, to make them comparable with current period figures.

By Order of the Board  
For, Windsor Machines Limited

  
Vinay Bansod  
Executive Director & CEO  
(DIN: 09168450)



Place: Ahmedabad

Date: May 10, 2022

**Independent Auditor's Report on Consolidated Annual Financial Results of the Company pursuant to Regulation 33 of the SEBI (Listing Obligations and Disclosure Requirements) Regulations, 2015 (as amended)**

To,

The Board of Directors

Windsor Machines Limited

**Opinion**

1. We have audited the accompanying consolidated annual results of Windsor Machines Limited ("The Holding Company") and its Subsidiaries (together referred to as "Group"), for the quarter and year ended 31<sup>st</sup> March, 2022, attached herewith, being submitted by the Holding Company pursuant to the requirement of Regulation 33 of the SEBI (Listing Obligations and Disclosure Requirements) Regulations, 2015 as amended ('Listing Regulations') including relevant circulars issued by SEBI from time to time.
2. In our opinion and to the best of our information and according to the explanations given to us and based on the consideration of the report of other auditors on separate audited financial results of the subsidiary, as referred to in paragraph 13 and 14 below, the consolidated annual financial results:

- a. include the annual financial results of the following entities

Sr.No	Name of the Entity	Relationship
1	Wintal Machines S.R.L.	Wholly owned Subsidiary
2	R Cube Energy Storage Systems Private Limited	Subsidiary

- b. is presented in accordance with the requirements of Regulation 33 of the Listing Regulations; and
- c. gives a true and fair view in conformity with the applicable Indian Accounting Standards ('Ind AS') prescribed under section 133 of the Companies Act, 2013 ('the Act'), read with relevant rules issued thereunder, and other accounting principles generally accepted in India, of the consolidated net profit after tax and other comprehensive income and other financial information of the group for the quarter ended and for the year ended 31<sup>st</sup> March, 2022.



### Basis of Opinion

3. We conducted our Audit in accordance with the Standard on Auditing ('SAs') specified under section 143(10) of the Act. Our responsibilities under those SAs are further described in the "Auditor's Responsibilities for the Audit of the Consolidated Annual Financial Results" section of our report. We are independent of the Group in accordance with the Code of Ethics issued by The Institute of Chartered Accountants of India ('The ICAI') together with the ethical requirements that are relevant to our audit, of the financial statements under the provisions of the Act, and the rules made thereunder, and we have fulfilled our ethical responsibilities in accordance with these requirements and the Code of Ethics. We believe that the audit evidence obtained by us and that obtained by the other auditors in terms of their report referred to in paragraph 13 and 14 of the Other Matters Section below, is sufficient and appropriate to provide a basis for our opinion.

### Emphasis of Matter

4. Attention is invited to
  - a. Note No 7(a) to the results regarding inter-corporate loans given by company amounting to Rs. 6,706 Lakhs in the earlier years on which interest for the year ended March 31, 2020 amounting to Rs. 1,031.27 Lakhs is overdue till date. Based on the Estimated time and realization of security, the company had created expected credit loss allowance of Rs. 1,856.62 Lakhs for the year ended March 31, 2020, the outcome of which is dependent on the timing and final realization of the value of the security. Due to the pandemic and the lockdown imposed to flatten the curve of infection spread thereon, no major development has been possible in current accounting year. Hence, the Company has decided to further extend realization period by one year. This will have no impact on realization value of security received. Our conclusion is not modified in respect of this matter.
  - b. Note No. 7(b) to the financial results regarding interest accrued on the inter-corporate loans given by the company in earlier years. Based on the uncertainty of collection of any further interest, the company has not accrued interest income on the said inter-corporate loan (net of provision) for the quarter ended March 31, 2022 amounting to Rs. 226.77 Lakhs, for financial year ending March 31, 2022 amounting to Rs. 919.67 Lakhs and for financial year ending March 31, 2021 amounting to Rs. 919.67 Lakhs. Our conclusion is not modified in respect of this matter.
  - c. Note No. 8(a) to the financial results regarding capital advance given by the company in earlier years in relation to development of its immovable property. In view of the ongoing commercial negotiation with the contractor, the company had made provision of Rs. 300 Lakhs towards estimated compensation for the year ended March 31, 2020.



However, the outcome of negotiation is dependent on final future settlement. Our conclusion is not modified in respect of this matter.

- d. Note No. 8(b) of the financial results regarding capital advance given by the company in earlier years in relation to development of its immovable property. In view of the uncertainty regarding outcome of the ongoing negotiation, the company continued its judgement and did not accrue interest income for the quarter ended March 31, 2022 amounting to Rs. 103.56 Lakhs, for the Financial Year ended March 31, 2022 amounting to Rs. 420.00 Lakhs and for the Financial Year ended March 31, 2021 amounting to Rs. 420.00 Lakhs. Our conclusion is not modified in respect of this matter.

#### **Responsibilities of Management and Those Charged with Governance for the Consolidated Annual Financial Results**

5. The consolidated annual financial results, which is the responsibility of the Holding Company's management and has been approved by the Holding company's board of Directors, has been prepared on the basis of the consolidated annual audited financial statements. The Holding company's Board of Directors is responsible for the preparation and presentation of the consolidated annual financial results that give a true and fair view of the consolidated net profit after tax and other comprehensive income, other financial information of the group in accordance with the accounting principles generally accepted in India, including the IndAS prescribed under section 133 of the Act, read with relevant rules issued thereunder and other accounting principles generally accepted in India and in compliance with regulation 33 of the Listing Regulations. The holding company's Board of Director is also responsible for ensuring accuracy of records including financial information considered necessary for the preparation of the consolidated annual financial results. Further in terms of the provisions of the Act, the respective Board of Directors/ Management of the companies included in the Group are responsible for maintenance of adequate accounting records in accordance with the provision of the Act for safeguarding of the assets of the each company and for preventing and detecting frauds and other irregularities; selection and application of appropriate accounting policies; making judgements and estimates that are reasonable and prudent; and design, implementation and maintenance of adequate internal financial controls, that were operating effectively, for ensuring the accuracy and completeness of the accounting records, relevant to the preparation and presentation of the financial statements, that give a true and fair view and are free from material misstatement whether due to fraud or error. These financial statements have been used for the purpose of preparation of the consolidated annual financial results by the Directors of the Holding company, as aforesaid.
6. In preparing the consolidated annual financial results, the respective Board of Directors of the companies included in the group are responsible for assessing the ability of each



company to continue as a going concern, disclosing, as applicable, matters related to going concern and using the going concern basis of accounting unless the respective Management/Board of Directors either intends to liquidate the company or to cease operations, or has no realistic alternative but to do so.

7. The respective Board of Directors of the Companies included in the Group are responsible for overseeing the financial reporting process of each company.

#### **Auditor's Responsibilities for the Audit of the Consolidated Annual Financial Results**

8. Our objectives are to obtain reasonable assurance about whether the consolidated annual financial results as a whole are free from material misstatement, whether due to fraud or error, and to issue an auditor's report that includes our opinion. Reasonable assurance is a high level of assurance, but is not a guarantee that an audit conducted in accordance with the SAs, specified under section 143(10) of the Act, will detect a material misstatement when it exists. Misstatements can arise from fraud or error and are considered material if, individually or in aggregate, they could reasonably be expected to influence the economic decisions of the users taken on the basis of these consolidated annual financial results.
9. As part of audit in accordance with Standards on Auditing, we exercise professional judgement and maintain professional skepticism throughout the Audit, We also:
  - a. Identify and access the risk of Material Misstatement of consolidated annual financial results, whether due to frauds or error, design and perform audit procedures responsive to those risks, and obtain audit evidence that is sufficient and appropriate to provide a basis for our opinion. The risk of not detecting a material misstatement resulting from fraud is higher than the one resulting from error, as fraud may involve collusion, forgery, intentional omissions, misrepresentations or the override of internal controls.
  - b. Obtain an understanding of Internal controls relevant to the audit in order to design audit procedures that are appropriate in the circumstances. Under Section 143(3)(i) of the Act, we are also responsible for expressing our opinion through a separate report on the complete set of financial statements on whether the company has adequate internal financial controls with reference to financial statements in place the operating effectiveness of such controls.
  - c. Evaluate the appropriateness of accounting policies used and the reasonableness of accounting estimates and related disclosures in the consolidated financial results made by the Management.
  - d. Conclude on the appropriateness of the management's use of going concern basis of accounting and, based on the audit evidence obtained, whether a material uncertainty



exists related to events or conditions that may cast significant doubt on the company's ability to continue as a going concern. If we conclude that a material uncertainty exists, we are required to draw attention in our auditor's report to the related disclosures in the consolidated Annual Financial Results or, if such disclosures are inadequate, to modify our opinion. Our conclusions are based on the audit evidence obtained up to the date of our auditor's report. However, future events or conditions may cause the Company to cease as a going concern.

- e. Evaluate the overall presentation, structure and content of the consolidated annual financial results, including the disclosures, and whether the consolidated annual financial results represent the underlying transactions and events in a manner that achieves fair presentation.
  - f. Obtain sufficient appropriate audit evidence regarding the financial results/ financial information of the entities within the group to express an opinion on the consolidated annual financial results. We are responsible for the direction, supervision and performance of the audit of financial information of such entity included in the consolidated financial results of which we are independent auditors. For the other entities included in the consolidated financial results, which have been audited by other auditors, such auditors shall remain responsible for the direction, supervision and performance of the Audit carried out by them. We remain solely responsible for our Audit opinion. Our responsibilities in this regard are further described in paragraph 13 and paragraph 14.
10. We communicate with those charged with governance of the Holding company regarding, among other matters, the planned scope and timing of the Audit and significant audit findings, including any significant deficiencies in internal control that we identify during our audit.
  11. We also provide those charged with governance with a statement that we have complied with relevant ethical requirements regarding independence, and to communicate with them all relationship and other matters that may reasonably be thought to bear on our independence, and where applicable, related safeguards.
  12. We also performed procedures in accordance with the Circular No. CIR/CFD/CMD1/44/2019 dated 29<sup>th</sup> March, 2019 issued by the SEBI under regulation 33(8) of the Listing Regulations, to the extent applicable.

#### Other Matters

13. We did not Audit the annual financial statements of a subsidiary, included in the consolidated annual financial results, whose financial information (before eliminating inter-company






transactions/ balances) reflect total assets of Rs. 2008.72 Lakhs as at 31<sup>st</sup> March, 2022, total revenue of Rs. NIL, total net loss after tax of Rs. 5.44 Lakhs and total comprehensive loss of Rs. 5.44 Lakhs for the year ended on that date, as considered in the consolidated annual financial results. These annual financial statements have been audited by another auditor whose audit report has been furnished to us by the management. Our opinion in so far as it relates to the amounts and disclosures included in respect of this subsidiary is based solely on the audit report of such other auditor, and the procedures performed by us as stated in paragraph 3 above.

14. The result also includes financial information (before eliminating inter-company transactions/ balances) relating to a foreign subsidiary whose financial information reflect total assets of Rs. 5319.32 Lakhs as at 31<sup>st</sup> March, 2022, total revenue of Rs. 3308.68 Lakhs, total net loss after tax of Rs. 1150.11 Lakhs and total comprehensive loss of Rs. 886.41 Lakhs for the year ended on that date whose financial information has been prepared in accordance with accounting principles generally accepted in Italy which has been audited by another auditor under generally accepted auditing standards applicable in Italy. The holding company's management has converted the financial information of such subsidiary located outside India from accounting principles generally accepted in Italy to principles generally accepted in India. Our opinion on the consolidated financial results in so far as it relates to the balances and affairs of such subsidiary located outside India, is based on the converted financial information prepared by the management of the holding company and the procedures performed by us as stated in paragraph 3 above. Our opinion is not modified in respect of this matter with respect to our reliance on the financial information prepared and certified by the Holding Company's Management.
15. The consolidated annual financial results include the results for the quarter ended 31<sup>st</sup> March, 2022 being the balancing figure between the audited figures in respect of the full financial year and the published unaudited year to date figures up to the third quarter of the current financial year, which were subjected to limited review.

FOR J B T M & ASSOCIATES LLP  
CHARTERED ACCOUNTANTS  
FRN: W100365

  
YASHIKA JAIN  
Partner  
Membership No: 168952



UDIN: 22168952A1SASZ2477  
Place: Mumbai  
Date: May 10, 2022



**WINDSOR MACHINES LIMITED**

Regd. Office - 102/103, Dev Milan Co.Op. Housing Society, Next to Tip Top Plaza, LBS Road, Thane (W) - 400 604.

Website: www.windsormachines.com, email: contact@windsormachines.com, CIN. L99999MH1963PLC012642

**CONSOLIDATED AUDITED FINANCIAL RESULTS FOR THE QUARTER AND YEAR ENDED ON MARCH 31, 2022**

PART I

Rs. in Lakhs

Sr. No.	Particulars	3 months ended	Preceding 3	Corresponding 3	Accounting Year	Accounting
		on 31.03.2022	months ended on 31.12.2021	months in the previous year ended on 31.03.2021	ended on 31.03.2022	Year ended on 31.03.2021
		(Unaudited)	(Unaudited)	(Unaudited)	(Audited)	(Audited)
<b>1</b>	<b>Income</b>					
	a) Revenue from operations	13,486.61	9,965.22	12,261.18	36,915.91	31,448.39
	b) Other income (refer note 7 & 8)	93.50	48.55	12.83	270.89	80.11
	<b>Total Income</b>	<b>13,580.11</b>	<b>10,013.77</b>	<b>12,274.01</b>	<b>37,186.80</b>	<b>31,528.50</b>
<b>2</b>	<b>Expenses</b>					
	a) Cost of raw materials consumed	8,155.09	6,449.75	8,145.87	23,961.95	20,254.47
	b) Changes in inventories of finished goods, work-in-progress & stock in trade	578.74	(248.71)	(206.35)	179.21	(406.96)
	c) Employee benefits expense	1,503.46	1,492.55	1,591.52	5,617.36	5,304.19
	d) Finance Cost	480.63	177.26	323.43	1,089.76	1,039.97
	e) Depreciation and amortisation expense	343.67	355.98	299.20	1,406.10	1,370.35
	f) Other expenses	1,209.84	1,279.42	1,123.77	4,219.19	3,385.20
	<b>Total expenses</b>	<b>12,271.43</b>	<b>9,506.25</b>	<b>11,277.44</b>	<b>36,473.57</b>	<b>30,947.22</b>
3	Profit (+)/Loss (-) before exceptional items & share of loss from Investment accounted under Equity Method ( 1 - 2 )	1,308.68	507.52	996.57	713.23	581.28
4	Share in Gain/(Loss) from Investment accounted under Equity Method	-	-	-	-	-
5	Profit(+)/Loss(-) before exceptional items and tax (3+4)	1,308.68	507.52	996.57	713.23	581.28
6	Exceptional items	-	-	-	-	-
7	Profit(+)/Loss(-) before tax (5+6)	1,308.68	507.52	996.57	713.23	581.28
8	Tax expense					
	Current Tax	80.00	-	-	80.00	-
	Deferred Tax	228.83	167.08	(306.29)	410.75	(498.34)
9	Net Profit(+)/Loss(-) after tax (7-8)	999.85	340.43	1,302.86	222.48	1,079.62
10	Other Comprehensive Income Items that will not be reclassified to profit or loss:					
	Remeasurement of the net defined benefit obligation gain / (loss)	25.88	(36.08)	9.14	(36.70)	10.63
	Items that may be reclassified to profit or loss:					
	Exchange differences on translation of foreign operations and loss	(205.19)	175.43	176.06	263.70	12.40
11	Total Comprehensive Income/(loss) (net of tax) (9+10)	820.54	479.78	1,488.06	449.48	1,102.65
12	Net Profit attributable to :					
	Owners of equity	1,001.20	340.43	1,303.16	225.49	1,083.38
	Non-controlling interest	(1.35)	-	(0.30)	(3.01)	(3.76)
	Other Comprehensive Income attributable to:					
	Owners of equity	(179.31)	139.35	185.20	227.00	23.03
	Non-controlling interest	-	-	-	-	-
	Total Comprehensive Income attributable to:					
	Owners of equity	821.89	479.78	1,488.36	452.49	1,106.41
	Non-controlling interest	(1.35)	-	(0.30)	(3.01)	(3.76)
13	Paid-up Equity Share Capital (Face value of Rs.2/- each)	1,298.64	1,298.64	1,298.64	1,298.64	1,298.64
14	Other Equity	27,122.98	-	27,319.78	27,122.98	27,319.78
15	Earning Per Share (EPS) (In ₹)					
	- Basic	1.54	0.52	2.01	0.34	1.66
	-Diluted	1.54	0.52	2.01	0.34	1.66
See accompanying notes to the financial results						



NOTES :

1. The above financial results were reviewed and recommended by the Audit Committee and were approved by the Board of Directors at its meeting held on May 10, 2022

2. Segment Information (Consolidated) for the quarter and year ended March 31, 2022 under SEBI (LODR) REGULATIONS, 2015.

PRIMARY SEGMENT INFORMATION (BUSINESS SEGMENTS)

Rs. in Lakhs

Sr.No	Particulars	3 months ended on 31.03.2022	Preceding 3 months ended on 31.12.2021	Corresponding 3 months in the previous year ended on 31.03.2021	Accounting Year ended on 31.03.2022	Accounting Year ended on 31.03.2021
		(Unaudited)	(Unaudited)	(Unaudited)	(Audited)	(Audited)
(i)	<b>Segment Revenue</b>					
	Extrusion Machinery Division	5,756.02	4,844.99	5,315.34	16,017.25	14,742.52
	Injection Moulding Machinery	7,818.97	5,163.66	7,014.76	21,136.82	16,766.55
	Energy Storage Systems	-	-	-	-	-
	<b>Total Segment Revenue</b>	<b>13,574.99</b>	10,008.65	12,330.10	<b>37,154.07</b>	31,509.07
(ii)	<b>Segment Results</b>					
	Extrusion Machinery Division	677.74	711.08	523.71	1,560.89	1,244.73
	Injection Moulding Machinery	1,257.86	39.31	885.27	615.72	795.93
	Energy Storage Systems	(1.30)	(1.14)	(0.54)	(5.44)	(6.79)
	<b>Total Segment Results</b>	<b>1,934.30</b>	749.26	1,408.45	<b>2,171.17</b>	2,033.87
	Unallocated Corporate income net of unallocated expenses	(144.99)	(64.47)	(88.45)	(368.18)	(412.61)
	<b>Profit / (Loss) before interest and taxation</b>	<b>1,789.31</b>	684.79	1,320.00	<b>1,802.99</b>	1,621.26
	Finance cost	480.63	177.26	323.43	1,089.76	1,039.97
	<b>Profit (+)/Loss (-) before exceptional items and share of loss from Investment accounted under Equity Method and taxation</b>	<b>1,308.68</b>	507.52	996.59	<b>713.23</b>	581.29
	Share in Gain/(Loss) from Investment accounted under Equity Method	-	-	-	-	-
	<b>Profit(+)/Loss(-) before exceptional items and tax</b>	<b>1,308.68</b>	507.52	996.59	<b>713.23</b>	581.29
	Exceptional items	-	-	-	-	-
	<b>Profit(+)/Loss(-) before tax</b>	<b>1,308.68</b>	507.52	996.59	<b>713.23</b>	581.29
	Tax Expenses					
	Current Tax	80.00	-	-	80.00	-
	Deferred tax	228.83	167.08	(306.29)	410.75	(498.34)
	<b>Net Profit/ (Loss) after tax</b>	<b>999.85</b>	340.44	1,302.88	<b>222.48</b>	1,079.63
Other Comprehensive Income	(179.31)	139.34	185.20	227.00	23.03	
<b>Net Comprehensive Income</b>	<b>820.54</b>	479.78	1,488.09	<b>449.48</b>	1,102.66	
(iii)	<b>Segment Assets</b>					
	Extrusion Machinery Division	16,136.42	17,333.84	17,298.39	16,136.42	17,298.39
	Injection Moulding Machinery	16,629.43	16,424.49	16,204.50	16,629.43	16,204.50
	Energy Storage Systems	2,008.72	2,010.00	2,007.88	2,008.72	2,007.88
	<b>Total Segment Assets</b>	<b>34,774.58</b>	35,768.33	35,510.77	<b>34,774.58</b>	35,510.77
	Unallocated Corporate Assets	22,824.22	22,975.55	23,529.40	22,824.22	23,529.40
	<b>Total Assets</b>	<b>57,598.80</b>	58,743.88	59,040.18	<b>57,598.80</b>	59,040.18
(iv)	<b>Segment Liabilities</b>					
	Extrusion Machinery Division	5,531.89	6,830.13	5,931.67	5,531.89	5,931.67
	Injection Moulding Machinery	11,797.09	12,166.19	11,039.66	11,797.09	11,039.66
	Energy Storage Systems	31.78	31.26	25.50	31.78	25.50
	<b>Total Segment Liabilities</b>	<b>17,360.76</b>	19,027.58	16,996.83	<b>17,360.76</b>	16,996.83
	Unallocated Corporate Liabilities	10,716.62	11,262.85	12,322.12	10,716.62	12,322.12
	<b>Total Liabilities</b>	<b>28,077.38</b>	30,290.43	29,318.95	<b>28,077.38</b>	29,318.95

The segment assets and segment results include the assets and expenses respectively, which are identifiable with each segment and amounts allocated to the respective segments on a reasonable basis.



## 3 Statement of Consolidated Assets and Liabilities as on March 31, 2022 is given below:

Rs. in Lakhs

Particulars	Year ended on	Year ended on
	31.03.2022	31.03.2021
	(Audited)	(Audited)
<b>Non-current assets</b>		
Property, Plant & Equipment (net)	31,813.72	32,981.73
Capital Work in Progress	8.72	8.72
Goodwill	48.63	48.63
Other Intangible assets	98.27	140.07
Intangible assets under development	1,915.03	1,883.93
Financial assets		
Investments	1.88	12.89
Loans	5,880.65	5,880.65
Income tax assets (net)	570.57	626.99
Other assets	3,325.14	3,423.71
<b>Total Non-Current Assets</b>	<b>43,662.61</b>	<b>45,007.32</b>
<b>Current Assets</b>		
Inventories	7,835.61	7,776.17
Financial assets		
Investments	-	200.00
Trade receivables	4,017.17	3,039.31
Cash and cash equivalents	975.17	1,875.24
Bank balances other than Cash and cash equivalents	5.55	40.76
Loans	0.05	0.79
Other financial assets	345.99	335.15
Other assets	756.65	765.44
<b>Total Current Assets</b>	<b>13,936.19</b>	<b>14,032.86</b>
<b>Total Assets</b>	<b>57,598.80</b>	<b>59,040.18</b>
<b>EQUITY AND LIABILITIES</b>		
<b>Equity</b>		
Equity share capital	1,298.64	1,298.64
Other equity	27,122.98	27,319.78
<b>Total Equity attributable to owners of company</b>	<b>28,421.62</b>	<b>28,618.42</b>
Non-controlling interest	1,099.80	1,102.81
<b>Total Equity</b>	<b>29,521.42</b>	<b>29,721.23</b>
<b>Liabilities</b>		
<b>Non-Current Liabilities</b>		
Financial Liabilities		
Borrowings	1,061.77	2,549.42
Other Financial Liabilities	1,618.07	387.48
Deferred Tax Liabilities (Net)	6,781.96	6,371.21
<b>Total Non-Current Liabilities</b>	<b>9,461.80</b>	<b>9,308.11</b>
<b>Current Liabilities</b>		
Financial Liabilities		
Borrowings	18.49	513.81
Trade payables	8,879.80	8,549.24
Other financial liabilities	3,009.23	3,882.72
Other liabilities	5,011.57	5,662.27
Provisions	309.68	313.66
Current tax Liabilities	1,386.81	1,089.14
<b>Total Current Liabilities</b>	<b>18,615.58</b>	<b>20,010.84</b>
<b>Total Liabilities</b>	<b>28,077.38</b>	<b>29,318.95</b>
<b>Total Equity and Liabilities</b>	<b>57,598.80</b>	<b>59,040.18</b>



## 4. Consolidated Cash Flow Statement


Rs. in Lakhs

Particulars	Year ended March 31, 2022	Year ended March 31, 2021
<b>A. Cash flow from operating activities</b>		
Profit before tax as per statement of profit and loss	713.23	581.28
<b>Adjustments for:</b>		
Depreciation and amortization expenses	1,406.10	1,370.35
Share option employee cost	-	22.20
Finance cost	1,089.76	1,039.97
Interest income	(12.07)	(5.96)
Net (profit)/loss on sale / write off of fixed assets (net)	(5.58)	0.58
Unrealised exchange difference	9.84	(19.54)
Net gain on sale / fair valuation of investments	(0.09)	(5.48)
Sundry Balances written back (net)	(92.72)	-
Allowance for doubtful debts	-	45.89
Remeasurement of the net defined benefit liability / asset	(36.70)	10.63
Exchange differences on translation of foreign operations	263.70	12.40
Operating profit before working capital changes	3,335.47	3,052.32
<b>Adjustments for:</b>		
(Increase)/Decrease in trade and other receivables	(894.98)	(1,154.72)
(Increase)/Decrease in Other receivables	89.58	(77.82)
(Increase)/Decrease in inventories	(59.44)	(427.65)
Increase/(Decrease) in Other payables	(1,319.12)	1,765.94
Increase/(Decrease) in trade and other payables	1,561.15	524.51
	2,712.66	3,682.58
Less: Direct taxes paid	-	-
<b>Net cash flows generated from operating activities (A)</b>	2,712.66	3,682.58
<b>B. Cash flow from investing activities</b>		
<b>Inflows</b>		
Sale proceeds of property, plant and equipment	5.25	1.51
Sale proceeds of Investments	11.10	-
Proceeds from non current investments	200.00	-
Decrease in Short term loans	0.74	0.95
Interest received	12.07	5.96
	229.16	8.42
<b>Outflows</b>		
Purchase of property, plant and equipment	(227.06)	(100.65)
Purchase of non current investments	-	(0.06)
Purchase of current investments (net)	-	(200.00)
(Increase)/Decrease in Capital Creditors/Advances	98.57	(700.06)
	(128.49)	(1,000.77)
<b>Net cash (used in) investing activities (B)</b>	100.67	(992.35)
<b>C. Cash Flow From Financing Activities</b>		
<b>Inflows</b>		
Proceeds from long term borrowings	-	296.65
Proceeds from short term borrowings	504.57	512.56
	504.57	809.21
<b>Outflows</b>		
Repayment of long term borrowings	(1,487.65)	(1,132.89)
Repayment of short term borrowings	(999.89)	(365.08)
Dividend paid	(640.68)	(1.60)
Interest paid	(1,089.76)	(1,039.97)
	(4,217.98)	(2,539.54)
<b>Net cash (used in) financing activities (C)</b>	(3,713.40)	(1,730.33)
<b>Net Increase/(Decrease) In Cash And Bank Balances (A + B + C)</b>	(900.07)	959.90
Add: Cash and cash equivalents at beginning of the year	1,875.24	915.33
<b>Cash and cash equivalence at end of the year</b>	975.17	1,875.23
<b>Cash and Cash equivalent above comprises of the following</b>		
Cash and Cash Equivalents	975.17	1,875.24
<b>Balances as per statement of Cash Flows</b>	975.17	1,875.24



- 5 This statement has been prepared in accordance with the Companies (Indian Accounting Standards) Rules, 2015 (Ind AS) prescribed under Section 133 of the Companies Act, 2013 read with rule 3 of the Companies (Indian Accounting Standard) Rules, 2015 and Companies (Indian Accounting Standard) (Amendment) Rules, 2016.
- 6 The Company has granted total 30 lakhs ESOPs on August 13, 2018. Out of which 7,50,000 Options were granted at discount of 25%, for which exercise period ended on August 12, 2020. Balance 7,50,000 Options were granted at discount of 10%, for which exercise period ended on August 11, 2021. Total amount of Rs. 284.79 lakhs of Share Option Outstanding account (for both types of ESOPs) has been transferred to General Reserve since all the ESOPs Options lapsed on account of not exercised by the employees.
- 7 a) The company had given inter-corporate loans of Rs. 6706 Lakhs in earlier years. Interest outstanding of Rs. 1031.27 Lacs for the year ended March 2020 is still outstanding. To secure the exposure, the Company has created equitable mortgage in the year 2019-20. The company had estimated the realizable value of the securities based upon independent valuer's report dated June 30, 2020, using effective interest rate of the company for an estimated realization period of 1.5 years from the year ended March 31, 2020. Due to the pandemic and the lockdown imposed, no major development has been possible in current accounting year. Hence the Company has decided to extend realisation period by further one year, this will have no impact on realisation value of security received. Actions are now being initiated for recovery/settlement of the outstanding amount, shortfall if any, will be accounted for in
- b) In view of uncertainty of ultimate collection of further interest, the company has not accrued interest income on the said inter-corporate loan (net of provision) for the quarter ended March 31, 2022 amounting to Rs. 226.77 Lakhs, for financial year ending March 31, 2022 amounting to Rs. 919.67 Lakhs and for financial year ending March 31, 2021 amounting to Rs. 919.67 Lakh.
- 8 a) The company had given interest bearing capital advance of Rs. 3000 Lakhs in earlier year in relation to development of its immovable property situated at Thane. However in view of ongoing commercial negotiation with respect to fulfilment of the terms of the contract, management feels that the Company may have to enter into a compromise arrangement and pay compensation to the contractor. During the year ended March 31, 2020, the company had made provision of Rs. 300 Lakhs towards estimated compensation and not accrued interest for the year ended March 31, 2020.
- b) In view of the uncertainty regarding outcome of the ongoing negotiation, the company continued its judgment and did not accrue interest income for the quarter ended March 31, 2022 amounting to Rs. 103.56 Lakhs, for the Financial Year ended March 31, 2022 amounting to Rs. 420.00 Lakhs and for the Financial Year ended March 31, 2021 amounting to Rs. 420.00 Lakhs.
- 9 Previous period figures have been restated for prior period adjustments and regrouped/reclassified, wherever necessary, to make them comparable with current period figures.

By Order of the Board  
For, Windsor Machines Limited

  
Vinay Bansod  
Executive Director & CEO  
(DIN: 09168450)



Place: Ahmedabad  
Date: May 10, 2022

May 10, 2022

The BSE Ltd.  
Phiroze Jeejeebhoy Towers,  
Dalal Street, Fort,  
Mumbai - 400 001

**National Stock Exchange of India Ltd.**  
Exchange Plaza, Plot No. C/ 1, G Block,  
Bandra-Kurla Complex, Bandra (E),  
Mumbai - 400 051

**Scrip Code:** 522029

**Symbol:** WINDMACHIN

**DECLARATION**

*[Pursuant to Regulation 33(3)(d) of the SEBI (LODR), 2015]*

Dear Sir/Madam,

In terms of aforementioned regulations, hereby declare that the Statutory Auditors of the Company M/s. JBTM & Associates LLP, Chartered Accountants (Firm Reg. No.: 100365W) have issued Audit Report with unmodified opinion for the Audited financial results of the company (Standalone & Consolidated) for the Financial Year ended March 31, 2022.

We request to take the aforesaid information on record and notify your constituents accordingly.

Thanking you,

Yours faithfully,  
For WINDSOR MACHINES LIMITED



VINAY BANŠOD  
EXECUTIVE DIRECTOR & CEO  
DIN: 09168450



ANAND JAIN  
CHIEF FINANCIAL OFFICER