



PROUD TO BE INDIAN
PRIVILEGED TO BE GLOBAL

28th August, 2024

BSE Limited
Corporate Relationship Department,
1st Floor, New Trading Ring,
Rotunda Building, P.J. Towers,
Dalal Street, Mumbai - 400 001

Scrip Code: 533108

Sub: Notice of 17th Annual General Meeting (AGM) and Annual Report of the Company for the Financial Year 2023-24

Dear Sir/ Madam,

This is in continuation to our earlier letter dated 21st August, 2024 with regard to intimation for 17th AGM scheduled to be held on Friday, 20th day of September, 2024 at 2:00 p.m. (IST) through Video Conferencing/Other Audio Visual Means ("VC/OAVM").

In terms of Regulation 34(1) of SEBI (Listing Obligations and Disclosure Requirements) Regulations, 2015, please find enclosed Notice of 17th Annual General Meeting and the Annual Report for the financial year 2023-24, being sent by email to those members whose email address are registered with the Company/Depository Participant(s).

The above is also uploaded on the website of the Company at www.bttl.co.in.

Kindly take the same on record.

Yours faithfully,
For **Bhilwara Technical Textiles Limited**

Avnish Maurya
Company Secretary & Compliance Officer
and Chief Financial Officer
M. No. ACS-49392

Encl.: As above

Bhilwara Technical Textiles Limited

Corporate Office :
Bhilwara Towers, A-12, Sector-1
Noida - 201 301 (NCR-Delhi), India
Tel. : +91-120-4390300 (EPABX)
Fax : +91-120-4277841
Website: www.bttl.co.in

Registered Office :
LNJ Nagar, Mordi, Banswara - 327 001 (Raj.) India
Tel. : +91-2961-231251-52, 231385, +91-2962-302400
Fax : +91-2961-231254
Website: www.lnjbhilwara.com
GSTIN: 08AADCB5709M1ZF


Corporate Identification No.: L18101RJ2007PLC025502



PROUD TO BE INDIAN
PRIVILEGED TO BE GLOBAL



ANNUAL REPORT 2024



EMBRACE
CHANGE,
UNLOCK
POTENTIAL.

BHILWARA TECHNICAL TEXTILES LIMITED

Contents

Embrace Change, Unlock Potential	1
Statement from the Chairman	2
About the Company	4
Management Discussion & Analysis	6
Director's Report	16
Corporate Governance Report	31
Standalone Financial Statements	51
Consolidated Financial Statements	102



Big journeys begin with small steps.

Markets, technology, and customer needs are always in flux. A business that clings to old methods will eventually be left behind.

Embracing change is critical for business growth in today's world. Businesses adapting to change are better positioned to survive and thrive in uncertain times. This adaptability is essential for creating and capturing value in today's dynamic market.

Change isn't always easy, but by recognising the potential benefits, it's always the right thing to do.



STATEMENT FROM THE CHAIRMAN



Our strong financial health isn't just a number on a page; it's the fuel that propels our innovation engine. This robust position allows us to explore exciting new opportunities actively.

Dear Shareholders.

Fiscal'24 was a mixed bag as opposing forces played out. While the global economy endured considerable volatility owing to multiple shockwaves, India remained steadfast in its resurgence. It reported one of the highest GDP growth numbers in the last decade, strengthening its position as the fastest-growing major economy for another successive year.

While some businesses were swarmed with opportunities consequent to India's economic progress, the textile sector remained subdued because its fortunes were closely dovetailed to advanced economies.

Elevated inflation and high interest rates adversely impacted consumer confidence, leading to a shift in priorities and spending patterns. The cautious mindset resulted in declining demand for fashion and textile products. Subdued demand and consequent destocking by retailers throttled growth opportunities across the textile value chain.

China's dumping of cheap man-made fabrics into Indian markets aggravated the woes of the domestic textile sector.

Despite the prevailing mayhem, we reported a reasonable growth in our numbers. Our revenue from operations increased by 14.78% from ₹12.52 Crore in FY23 to ₹14.37 Crore in FY24, while the Net Profit decreased by 8.33% from ₹1.44 Crore to ₹1.32 crore over the same period.

This contrarian performance was primarily owing to our team's efforts in identifying profitable business opportunities and capitalising on them, strengthening our relations with existing customers, and growing our share of business with them.

Looking ahead

The global economy is showing signs of a positive turnaround. Since January 2024, the global economic outlook has improved considerably. The world economy is now projected to grow by 2.7% in 2024 (against 2.4% forecasted earlier) on the back of the better-than-expected performance of the United States and some improvement in the outlook for several large emerging economies. This heralds improved fortunes for the textile world and domestic players.

The domestic textile sector also appears promising owing to the improved earning propensity of the average Indian, a flourishing retail sector and booming e-commerce. Also, with the incumbent Government returning in the recently concluded General Elections, the progressive policies and schemes should continue with more aggression. With the government aggressively pursuing FTAs with large global economies, opportunities for domestic textile players are expected to be amplified.

Volume-Value play

While the opportunities in yarn should improve over the medium term to long-term, we are mindful that our yarn trading business is a low-margin business with limited growth potential.

Hence, we are working on several areas for entering the technology space that will enable us to participate in India's industrialisation journey, which promises to unpack significant opportunities.

Our strong financial health isn't just a number on a page; it's the fuel that propels our innovation engine. This robust position allows us to actively explore exciting new opportunities.

As we move into the next chapter of our journey, we are proud of the strong groundwork we have laid and are ready to propel our growth forward. We remain committed to investing in our team, refining our processes, and advancing our technology.

Acknowledgement

On behalf of the Board, I would like to extend my heartfelt thanks to our dedicated employees, valued clients, and supportive shareholders for their unwavering trust and backing. With your ongoing support, we are confident that we will achieve greater milestones in the future.

Warm Regards,
Shekhar Agarwal
Chairman, Managing Director & CEO

ABOUT THE COMPANY

"We are part of LNJ Bhilwara Group"

Bhilwara Technical Textiles Limited (BTTL) was established in 2007 and under the Scheme of De-merger of 'Strategic Investment Division' of RSWM Ltd. Its primary business is the trading of 100% Cotton Dyed, Cotton Mélange and Cotton Raw White yarns. The Company seamlessly integrates the power of new textile technology into its growth strategy.

The primary goal of the Company is to conduct business as a manufacturer, producer, dealer, importer, exporter, buyer and seller, as well as a broker, agent, stockist, distributor and supplier of various fabrics, apparels and other products, goods, articles and things made from or with cotton and other types of fibres, among other materials, for use in automobile and home furnishings.

The Company owns a sizeable portion of the equity share capital of BMD Private Limited, a well-known producer of air-texturised yarn, flame-retardant fabric and high-performance specialised vehicular seating materials and furnishings. The Company has sufficient cash that allows it to invest in exciting new opportunities pushing it towards growth. In addition to this the Company's expertise in specialized processes and materials supports its growth. To increase the Company's exposure to the renewable energy market, BMD Private Limited has also ventured into wind and solar power generation industries. Through consistent good performance, the Company continues to remain the market leader for its products in the OE Segment.

Substantial stakeholder

The Company holds a significant stake in BMD Private Limited, a leading manufacturer of air-texturized yarn, flame-resistant fabric, and high-performance specialised automotive seating textiles. BMD Private Limited and its subsidiaries also generate wind and solar power, thereby providing the Company with exposure to the renewable energy sector.



KEY DIFFERENTIATORS

Part of the Bhilwara Group

Being associated with a well-established group like LNJ Bhilwara provides BTTL instant credibility, especially when dealing with new clients or entering new markets.

Experience in the space

With over 16 years in the industry, the Company has extensive expertise in the textile and yarn sectors.



Easy access to Yarn

The yarn manufacturing entities within the LNJ Bhilwara Group provide the Company with ready access to a wide variety of yarn types—natural, synthetic, and blends. This association enhances BTTL's understanding of emerging trends, enabling it to prepare for future opportunities proactively.

Large client base

Over time, the Company has built a strong domestic and international client base. This approach reduces the risk associated with dependence on a limited number of customers or specific geographic markets, ensuring stable and sustainable business operations.





MANAGEMENT DISCUSSION & ANALYSIS



AN ECONOMIC OVERVIEW

Global Economy

With a 3.2% rise in GDP, the global economic growth in 2023 came as a pleasant surprise. Robust public and private consumption, especially in advanced economies contributed significantly to the overall positive trend in global economic growth.

Global inflation showed signs of easing as it fell from 8.1% in 2022 to an estimated 5.7% in 2023. Also, to reduce inflation, major central banks sharply raised policy interest rates in 2023. These developments point to a steady reduction in inflationary pressures.

Post pandemic, the employment scenario became better in advanced countries. Even as late as 2023, advanced countries witnessed growing income parity, higher nominal wages and higher employment. Unemployment rates stood at around 3.7% in the US and 4.3% in the UK.

The situation was markedly different in emerging economies as unemployment remained high. Gender disparity was also seen, which was demonstrated by the drop in female labour force participation to 47.2% in 2023 (from 48.1% in 2013) and the high youth NEET rate of 23.5%.

Projections suggest that global growth will remain at 3.1% in 2024 owing to the persistent impact of stringent monetary policies, constrained financial conditions, and subdued levels of global trade and investment.

Indian Economy

The Indian economy is showing buoyancy with an expected GDP growth of 7.6% in FY 24. Despite agricultural challenges, the overall economic landscape continued to advance positively. Meanwhile, the industrial and services sectors emerged as primary growth drivers.

The manufacturing sector exceeded expectations, showing a growth rate of 7.6%, up from the previously predicted 7.3%. Industry analysts noted a consistent growth trend, with rates at or above 7% for three consecutive years following the COVID-19 pandemic. This growth was propelled by increased job creation, expanded inventories and a surge in new orders.

India saw a reduction in both outbound and inbound trade activities where merchandise exports in FY24 dipped 3.11% to US\$ 437.06 billion. Imports in FY24 slipped 5.41% to US\$ 677.24 billion.

The Government's capital expenditure loans totaled ₹1.09 trillion, surpassing 104% of the revised estimate for FY24. This increase was spurred by a last-minute surge from certain states eager to capitalise on the scheme's benefits.

As per the estimates of the RBI, the Indian GDP is expected to grow to 7% on the back of robust public and private investments in FY25.



THE TEXTILE INDUSTRY

Global Market

Almost all textile-producing nations across the globe including East Asia, Southeast Asia, South Asia, Africa and Europe as well as North, Central and South America continued to experience difficulties in 2023. Even though the luxury market did well at first, but in the latter half of the year, it too started to suffer the consequences of lower demand, which resulted in slower sales.

The retailers located in major export markets like the US and the EU, built high-cost inventories brands during 2021-22 and continued to struggle to clear the stocks due to weakening demand and are still sitting on merchandise in their warehouses.

In addition to this, geopolitical issues, especially the prolonged Ukraine-Russia conflict, raw material price volatility, steep increase in energy charges, shortage of labour and rising interest rates also took a toll on demand.

As per the estimates of UNCTAD (United Nations Conference on Trade and Development), the global textile and apparel sector experienced a downturn throughout 2023. According to the report, the apparel sector decreased by 13% on a quarterly basis and 12% on an annual basis, while the textile sector decreased by 4% on a quarterly basis and 10% on an annual basis.

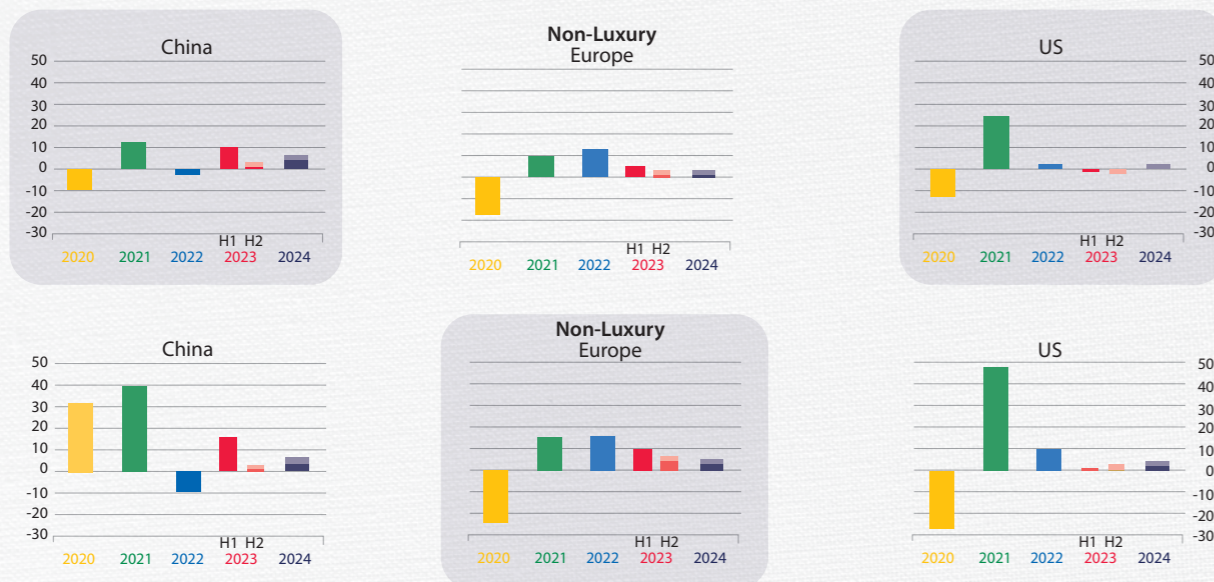
As the industry continues to be challenged by geopolitical and economic headwinds, fashion leaders in 2024 will need to carefully control uncertainty by capturing opportunities.

McKinsey's analysis of fashion forecasts indicates that the global industry will have a top-line growth of 2 to 4% in 2024, with regional and country-level variations. Also, the luxury segment is expected to generate the largest portion of economic profit. However, companies will still be challenged by the tough economic environment.



Slower but normalized growth is anticipated across regions in 2024.

Year-over-year growth in fashion retail sales, %



Indian Market

With the textile industry contributing to more than 2% of the overall GDP and over 12% of the manufacturing sector's GDP, it is one of the most important economic sectors in India.

The textile industry is also the second largest employer after agriculture, providing direct employment to around 45 million people and roughly 100 million people in the allied sector.

Performance in FY 24

- Challenges on the raw material front (both cotton and man-made fibres) and a sharp increase in power cost in most of the textile manufacturing states had a detrimental impact.

- The Red Sea crisis and unfavourable economic conditions impacted the export of textile products, including ready-made garments. The export performance of various categories in the textile sector varied during FY 24. The export of ready-made clothing shrank by 11.4%, but the decline in jute exports was more notable, falling by 22.5%.

India is promoting its textile exports to Japan, the United Arab Emirates (UAE) and Australia. India has already signed free trade pacts with these countries. Additionally, India is negotiating free trade agreements with many nations, including the EU, Oman and the UK.

Madhya Pradesh : Madhya Pradesh has a rich history and strong presence

in the Indian textile industry. It is one of the leading producers of cotton in India, and accounts for 47% of India's and 24% of the world's organic cotton production. This makes it a key source of raw material for the textile industry. Madhya Pradesh was chosen as one of seven states in India to receive a PM Mitra Mega Textile Park, announced on March 17, 2023. The park will be built in Dhar district.

Going forward, India's textile and apparel market is expected to hit US\$ 350 billion at a 10% CAGR by 2030. The market size was also estimated to be around US\$165 billion in 2022, with the domestic market constituting US\$125 billion and exports contributing US\$ 40 billion.

Indian Technical Textiles

One of the most important sub-sectors of the Indian textiles industry, technical textiles have a vast range of applications which are broadly divided into 12 categories based on their usage.

These include Agrotex, Buildtex, Clothtex, Geotex, Hometex, Indutex, Medtex, Mobiltex, Oekotex (Ecotex), Packtex, Protex and Sportex. Significant advancements have been observed in India in the sectors related to the mentioned categories in recent times. The need for technical textile products is driven by the nation's industrialisation and advancements.

With the present market size of US\$ 22 billion, India is making good progress. The government is keen to raise it to a level of US\$ 40-50 billion within the next five years. The Indian government has ambitious goals and aims to position India as a global leader in technical textiles and build a robust manufacturing sector.



Cotton

The Cotton Association of India (CAI) has revised its cotton production estimates upwards to 309.70 lakh bales of 170 kg for the current season, 2023-24. This number is greater than the 355.40 lakh bales that will be available in the 2022-2023 season because it includes both imports and the remaining stock from the previous season. As much as 28.90 lakh bales were the opening stock for the current season, up from 24 lakh bales for the previous one.

From 12.50 lakh bales last year to 20.40 lakh bales this season, more cotton was imported. This may be explained by the El Nino influence causing less cotton to be planted. Cotton output is impacted by warmer, drier weather brought on by El Nino events.

However, the cotton situation remained stable throughout FY 24. Many mills were negatively impacted by excessive prices and insufficient orders during the first half of FY 24. But later, a drop in prices provided some relief.

Yarn Export

About 25 to 35% of India's total cotton yarn production is exported, with the remaining accounting for the domestic market. The export of cotton yarn saw a sharp fall (53%) in FY 2023, but the current fiscal year has witnessed a reversal of that trend.



Financial performance

Key Ratios				
	FY 24	FY 23	% Change	Remarks
Stability Ratios				
Debt Equity Ratio	-	-	-	
Debt Service Coverage Ratio	-	-	-	
Interest Coverage Ratio	-	-	-	
Liquidity Ratios				
Current Ratio (in times)	11.50	6.09	89	Majorly due to decrease in current liabilities
Debt Turnover Ratio (days)	37.75	23.41	61	Majorly due to decrease in average receivables
Inventory Turnover Ratio (days)	22.39	10.10	122	Majorly due to decrease in average inventory
Profitability Ratios				
Operating Profit Margin (%)	11.72	16.23	(28)	Majorly due to lower Margin on sales
Net Profit Margin (%)	9.19	11.56	(20)	Majorly due to lower Margin on sales



Human Resource

At BTTL, we consider employees as our biggest asset. We consistently strive to create an environment that supports our employees' growth and aspirations. We have created a valuable workplace around the principle of empowering employees.

The Company is committed to hiring the most talented individuals from all disciplines and developing their abilities to support their career and personal development. We strive to develop the abilities and competencies of our workers. People development initiatives support the enhancement of human capital capacities, which in turn fosters commercial expansion.

By integrating our knowledge capital into business initiatives, we remain committed to maintaining value. Such initiatives strengthen ties and enable employees to get ready for leadership roles.

Risk Management

In the ever-fluctuating landscape of global and domestic economies, where macro-economic and micro-economic factors continuously shift, navigating business risks has evolved into a complex and dynamic endeavor. In light of this reality, BTTL has created a robust risk management framework, to effectively address risks.

The Risk Management Committee of the Company, along with senior leadership, diligently oversees evolving situations and emerging risks. Together, they meticulously craft the blueprint for comprehensive mitigation plans, which are subsequently implemented by respective functional heads across the organisation. These mitigation strategies undergo periodic review and enhancement, as they are presented to the Board for thorough evaluation.

CORPORATE INFORMATION

BOARD OF DIRECTORS

Shri Shekhar Agarwal	Chairman & Managing Director and CEO
Shri Riju Jhunjhunwala	Non-Executive Director
Shri Shantanu Agarwal	Non-Executive Director
Smt. Sunita Mathur	Independent Director
Shri Rakesh Kumar Ojha	Independent Director
Shri Manish Gupta	Independent Director

KEY MANAGERIAL PERSONNEL

Shri Shekhar Agarwal	Chairman & Managing Director and CEO
Shri Avnish Maurya	Company Secretary and Chief Financial Officer

REGISTERED OFFICE

LNJ Nagar, Mordi
Banswara - 327001 (Rajasthan)
Phone: 02961-231251-52, 02962-302400,
Fax: 02961-231254

STATUTORY AUDITOR

Doogar & Associates, Chartered Accountants

CORPORATE OFFICE

Bhilwara Towers
A-12, Sector-1, Noida-201301 (U.P.)
Phone: 0120-4390300, 4390000
Fax: 0120-4277841
Website: www.bttil.co.in

INTERNAL AUDITOR

Arvind Kaul & Associates, Chartered Accountants

REGISTRAR AND SHARE TRANSFER AGENT

BEETAL Financial & Computer Services Private Limited,
(Unit: Bhilwara Technical Textiles Limited)
Beetal House, 3rd Floor, 99 Madangir
Behind Local Shopping Centre,
Near Dada Harsukhdas Mandir,
New Delhi-110062
Phone No.: 0011-29961281-83, Fax No.: 011-29961284,
Email: beetalrta@gmail.com, beetal@beetalfinance.com

DIRECTORS' REPORT

To the members

Your Directors are pleased to present the Seventeenth Annual Report of your Company together with the Audited Standalone and Consolidated Financial Statements and the Auditor's Reports for the financial year ended 31st March 2024.

Your Company's Financial performance for the year ended 31st March, 2024 is summarized below:

Financial Results

(₹ in Lakh)

Particulars	Standalone		Consolidated	
	2023-24	2022-23	2023-24	2022-23
Total Income	1601.43	1420.59	1601.43	1420.59
Profit before Interest & Depreciation	168.44	203.36	168.44	203.36
Less: Interest Cost	0.82	1.08	0.82	1.08
Profit before Depreciation & Amortisation	167.62	202.28	167.62	202.28
Less: Depreciation & Amortisation	0.23	0.23	0.23	0.23
Share in Associates	-	-	1155.85	(551.70)
Profit/(Loss) before Tax	167.39	202.05	1323.24	(349.65)
Less:				
a) Current Tax	19.09	39.62	19.09	39.62
b) Deferred Tax	15.63	4.42	15.63	4.42
c) Tax Adjustment for earlier years	0.57	13.19	0.57	13.19
Profit/(Loss) after Tax	132.10	144.82	1287.95	(406.88)
Other Comprehensive Income	(0.54)	(1.07)	(0.54)	(1.07)
Share in OCI of Associate	-	-	12.04	(10.84)
Total Comprehensive Income	131.56	143.75	1299.45	(418.79)

Number of meetings of Board of Directors

The particulars of the meetings of Board of Directors held during the year along with details regarding the meetings attended by the Directors, forms part of the Corporate Governance Report. The composition of the Board and its Committees has also been given in detail in Corporate Governance Report.

Dividend and Other Appropriations

In order to conserve resources, your Directors do not recommend any dividend for the year under review.

Operational Information

Your Directors are pleased to inform the members that during the year under review, despite unprecedented challenges, difficult market conditions and global economic slowdown in both domestic and international markets, your Company recorded reasonably good performance with significant improvement in sales and maintained profitability. The current business conditions are uncertain and your Directors are taking all necessary steps to perform better.

During the year ended 31st March, 2024, your Company earned revenue from operations of ₹1437.07 lakhs as against ₹1252.71 lakhs in the previous year ended 31st March, 2023 and a net profit after tax of ₹132.10 lakhs as against ₹144.82 lakhs in the previous year.

Your Company is proposing to accelerate the volume of business through exports and domestic sales of various textile products, including exploring new avenues, and is hopeful of achieving a higher turnover and profitability.

Corporate Social Responsibility

Your Directors inform the members that your Company is not covered within the scope of Section 135 of Companies Act, 2013 and the rules framed thereunder. However, your Directors endeavour to contribute to such causes as and when they deem appropriate at any instance.

Annual Return

Pursuant to Section 92 of the Companies Act, 2013 read with Rule 12 of the Companies (Management and Administration) Rules, 2014, the Annual Return for the financial year 2023-24 is available on the website of the Company on the following link: <https://bttil.co.in/pdf/annual/Annual%20Return%202023-24.pdf>

Directors and Key Managerial Personnel

The Board of Directors of your Company as on date of this report comprises Six (6) Directors, of which one (1) is a Chairman & Managing Director and CEO, two (2) Non-Independent & Non-Executive Directors and three (3) Directors are Non-Executive & Independent Directors.

Pursuant to Section 152 of the Companies Act, 2013, Shri Shantanu Agarwal (DIN: 02314304), is liable to retire by rotation and being eligible offers himself for reappointment at the 17th Annual General Meeting of your Company.

Your Directors further inform the members that pursuant to the provisions of section 149(7) of the Companies Act, 2013 ("the Act"), a declaration has been received from the Independent Directors at the beginning of the financial year stating that they meet the criteria of independence as specified under sub-section (6) of Section 149 of the Companies Act, 2013 and Regulation 16(1) (b) and 25 (8) of SEBI (Listing Obligations and Disclosure Requirements) Regulations, 2015 as amended from time to time.

During the year under review, Shri Shekhar Agarwal, Chairman & Managing Director and CEO of the Company was re-appointed with approval of the members on 26th September, 2023, for

another period of three years commencing from 1st April 2024 to 31st March, 2027.

During the year under review, Shri Manish Gupta was appointed as Independent Director with effect from 14th August, 2023 for first term of five years and his appointment was approved by the members at the previous Annual General Meeting held on 26th September, 2023 by Special Resolution.

Shri Shekhar Agarwal, Chairman & Managing Director and CEO and Shri Avinav Sharma, Company Secretary & Chief Financial Officer acted as Key Managerial Personnel of the Company as on 31st March, 2024. Post closure of the year, Shri Avinav Sharma resigned from the position of Company Secretary & Chief Financial Officer with effect from 3rd April, 2024 and the Board in its meeting held on 20th May, 2024 appointed Shri Avnish Maurya as Company Secretary and Chief Financial Officer of the company.

None of the Directors of the Company are disqualified as per the provisions of Section 164 of the Companies Act, 2013. Further, none of the Directors are debarred from holding the office of Director pursuant to any SEBI Order or any other such authority. The Directors have made necessary disclosures, as required under various provisions of the Companies Act, 2013.

Nomination and Remuneration Policy

Pursuant to the provisions of Section 178 of the Companies Act, 2013 and Regulation 19 read with Schedule II Part D of SEBI (Listing Obligations and Disclosure Requirements) Regulations, 2015, a Nomination and Remuneration Policy had been framed for the appointment of Directors, Key Managerial Personnel and Senior Management and fixation of their remuneration. Nomination and Remuneration Policy is annexed as **Annexure I** and forms part of this Report.

Your Directors inform the members that the Nomination and Remuneration Committee as well your Directors endeavour to follow the policy and all appointments at Board and Senior Management are considered at the meeting of the Committee and the Board.

Annual Evaluation by the Board

Pursuant to the provisions of the Companies Act, 2013 and SEBI (Listing Obligations and Disclosure Requirements) Regulations, 2015, the annual evaluation has been done by the Board of its own performance, its committees and the individual Director. The manner of evaluation is mentioned in the Nomination and Remuneration policy which forms part of the Directors' Report. Your Directors feel pleasure in informing the members

that the performance of the Board as a whole and its member individually was adjudged satisfactory.

Further, every Independent Director of the Company is familiarized with the Company, their roles, rights, responsibilities in the Company, nature of the industry in which the Company operates etc., through various programs.

Particulars of Loans, Guarantees or Investments

Details of loans, guarantees and investments are given in the notes to the financial statements at appropriate places.

Particulars of Contracts or Arrangements with Related Parties

During the year under review, related party transactions were entered on an arm's length basis at prevailing market price and in the ordinary course of business. Your Directors draw attention of Members to note no. 32 to the financial statement which contain particulars of transactions with related parties as per applicable provisions of Companies Act, 2013. Further, prior approvals from the Audit Committee are obtained for the transactions which are repetitive and normal in nature and in accordance with the Related Party Transaction policy. The disclosures are made to the Audit Committee and the Board of Directors on a quarterly basis.

Maintenance of Cost Records

The Company is not required to maintain cost records under Sub- Section (1) of Section 148 of the Companies Act 2013.

Significant and Material Orders Passed by the Regulators or Courts

There was no significant and material order passed by the regulators or courts during the year.

Auditors

Statutory Auditor

M/s. Doogar & Associates, Chartered Accountants, (Firm Registration No. 000561N) New Delhi, the Statutory Auditor of the Company, were re-appointed for second term of five consecutive years starting from the conclusion of 15th Annual General Meeting ('AGM') held on 31st August, 2022 till the conclusion of 20th AGM of the Company to be held in the year 2027. M/s. Doogar & Associates Chartered Accountants, have confirmed their eligibility under section 141 of the Companies Act, 2013 and rules framed thereunder.

During the year 2023-24, the Auditors did not report any matter under Section 143 (12) of the Act, therefore no detail is required to be disclosed under Section 134(3) (ca) of the Act. The observations of the Auditors, if any, are explained wherever

necessary, in the appropriate notes to the accounts. The Auditors' Report does not contain any qualification, reservation or adverse remark and disclaimer or emphasis of matter.

Internal Auditor

Pursuant to provisions of Section 138 of the Companies Act, 2013 read with the Companies (Accounts) Rules, 2014, the Company had appointed M/s. Arvind Kaul & Associates, Chartered Accountants as the Internal Auditor of the Company for the financial year 2023-24.

The role of internal auditor includes but is not limited to review of internal audit observations and monitoring of implementation of corrective actions required, reviewing of various policies and ensuring its proper implementation, reviewing of SOPs and their amendments, if any.

Secretarial Auditor

Pursuant to provisions of Section 204 of the Companies Act, 2013 read with the Companies (Appointment and Remuneration of Managerial Personnel) Rules, 2014, the Company had appointed M/s. Manisha Gupta & Associates, Company Secretaries, a practicing firm as the Secretarial Auditor of the Company for the year ended 31st March, 2024. The Report of Secretarial Audit does not contain any qualification, reservation or adverse remark. The Report of Secretarial Auditor is annexed as **Annexure – II** and forms part of this report.

Risk Management

Effective risk management is essential and is an integral part of our culture. While we need to accept a level of risk in achieving our goals, sound risk management helps us to make the most of each business opportunity and enables us to be resilient and respond decisively to changing environment. Your Company has adopted Risk Management Policy for risk identification, assessment and mitigation. Major risks identified by the Company are systematically addressed through mitigating actions on a continuous basis. The risk management policies cover areas such as Environment, Health & Safety, Statutory Compliances and Returns etc. Pursuant to the policy, your Directors periodically review the risks associated with the business.

Corporate Governance

The provisions related to Corporate Governance, as prescribed under SEBI (Listing Obligations and Disclosure Requirements) Regulations, 2015, are not applicable to the Company as its paid up share capital and net-worth are below the stipulated thresholds of ₹ 10 Crore and ₹ 25 Crore respectively. However, your Company is committed towards good Corporate Governance

Practices and a Corporate Governance Report is annexed to this report, on voluntary basis.

Vigil Mechanism / Whistle Blower Policy

With the objective of pursuing the business in a fair and transparent manner by adopting the highest standards of professionalism, honesty, integrity and ethical behaviour and to encourage and protect the employees, who wish to raise and report their genuine concerns about any unethical behaviour, actual or suspected fraud or violation of Company's Code of Conduct, the Company has adopted a Vigil Mechanism/Whistle Blower Policy. The Company has adopted a framework whereby the identity of the complainant is not disclosed. The policy has been disclosed on the website of the Company at https://bttl.co.in/wb_policy_new.pdf

Management Discussion and Analysis Report

Management Discussion and Analysis Report, as required under Schedule V of Regulation 34(3) of SEBI (Listing Obligations and Disclosure Requirements) Regulations, 2015 as amended, forms part of this Annual Report.

Internal Control Systems

Your Company has a well-placed internal control system which ensures proper safeguard of all assets prevention and detection of frauds and errors and all the transactions are recorded and reported correctly. The Company maintains an internal control system designed to provide assurance regarding safeguarding of assets of the company, compliance of all applicable laws and regulations and ensuring effectiveness of operations. The Company's Audit Committee reviews adherence to internal control systems and legal compliances. Your Directors endeavour to continuously improve and monitor the internal control systems.

Energy Conservation, Technology Absorption and Foreign Exchange Earnings and Outgo

The information required to be disclosed pursuant to Section 134(3) (m) of the Companies Act, 2013 read with the rule 8(3) of the Companies (Accounts) Rules, 2014 is given in **Annexure–III** and forms part of this Report.

Particulars of Employees

The information of employees pursuant to Section 197 read with Rule 5(1) of the Companies (Appointment and Remuneration of Managerial Personnel) Rules, 2014, is annexed as **Annexure–IV** and forms part of this report. Further, pursuant to Rule 5(2) of the Companies (Appointment and Remuneration of Managerial Personnel) Rules, 2014, the relevant statement is annexed as **Annexure–V** and forms part of this report.

Significant material changes after balance sheet date affecting financial position

There is no change or commitment which affects the financial position of the Company that may have occurred between the end of the financial year of the Company to which financial statements relates to, i.e. 31st March, 2024 and the date of report i.e. 20th May, 2024.

Subsidiary, Joint Venture and Associate Company

The Company does not have any Subsidiary or Joint Venture Company. However, BMD Private Limited is an Associate Company of the Company. A statement containing the salient features of the financial statements of BMD Private Limited in the prescribed format AOC-1 is appended as **Annexure-VI** and forms part of this report. Pursuant to the requirement of Section 129 of the Companies Act, 2013 the financial statement of Associate Company has been consolidated and presented in the consolidated financial statements in the Annual Report.

Public Deposit

During the period under review, your Company has not accepted any public deposit within the meaning of provisions of section 73 of the Companies Act, 2013 read with the Companies (Acceptance of Deposits) Rules, 2014 and there is no outstanding deposit due for repayment.

Disclosure under the Sexual Harassment of Women at Workplace (Prevention, Prohibition and Redressal) Act, 2013

In line with the provisions of the Sexual Harassment of Women at Workplace (Prevention, Prohibition and Redressal) Act, 2013, the Company has complied with provisions relating to the constitution of Internal Complaints Committee for reporting concerns with regard to sexual harassment at workplace. Your Directors inform the members that during the year under review, the Internal Complaints Committee did not report receipt any complaint with regard to sexual harassment.

Directors' Responsibility Statement

Pursuant to section 134(3) of the Companies Act, 2013, the Directors state that:

- in preparation of the annual accounts, the applicable accounting standards have been followed and no material departure has been made from the same;
- appropriate accounting policies have been applied consistently and they have made judgement and estimates that are reasonable and prudent so as to give a true and fair view of the state of affairs of the Company as on 31st March,

- 2024 and of the profit and loss of the Company for the year ended on 31st March 2024;
- c) proper and sufficient care has been taken for the maintenance of adequate accounting records in accordance with the provisions of this Act for safeguarding the assets of the company and for preventing and detecting fraud and other irregularities;
- d) the annual accounts have been prepared on a going concern basis;
- e) proper internal financial controls were in place and that the financial controls were adequate and were operating effectively;
- f) the system to ensure compliance with the provisions of all applicable laws were in place, adequate and operating effectively.
- b) Issue of shares (including sweat equity shares) to employees of the Company under any scheme.
- c) No amount has been transferred to general reserves during the year.
- d) There is no change in the nature of business of the Company.
- e) There was no fraud found which has been reported to the Audit Committee/ Board of Directors as well as to the Central Government.

Cautionary Statement

The statements contained in the Directors' Report and Management Discussion and Analysis contain certain statements relating to the future and therefore are forward looking within the meaning of applicable securities, laws and regulations. Various factors such as economic conditions, changes in government regulations, tax regime, other statutes, market forces and other associated and incidental factors may however lead to variation in actual results.

Acknowledgements

Your Directors acknowledge the support and assistance extended by the stakeholders, bankers, Central Government & State Government including various other authorities. Your Directors also takes this opportunity to express their deep gratitude for the continued co-operation and support received from its valued shareholders & employees.

Disclosure of Accounting Treatment

The Company has followed the same accounting treatment as prescribed in the relevant Indian Accounting Standards while preparing the Financials Statements.

Compliance with Secretarial Standards

The Company is in compliance with the applicable Secretarial Standards issued by the Institute of Company Secretaries of India and approved by the Central Government under provisions of Section 118 (10) of the Companies Act, 2013.

General

Your Directors state that no disclosure or reporting is required in respect of the following items as there were no transactions on these items during the financial year under review:

- a) Issue of equity shares with differential rights as to dividend, voting or otherwise.

For and on behalf of the Board
Bhilwara Technical Textiles Limited

Shekhar Agarwal
Chairman & Managing Director and CEO

Place: Noida (U.P.)

DIN : 00066113

Date: 20th May, 2024

Annexure – I to Directors' Report Nomination and Remuneration Policy

Pursuant to provisions of Section 178 of the Companies Act, 2013 and Regulation 19 of SEBI (Listing Obligations and Disclosure Requirements) Regulations, 2015 as amended time to time, every Listed Public Company is required to constitute a Nomination and Remuneration Committee (NRC) with at least three Non-Executive Directors, out of which not less than two thirds shall be Independent Directors.

The Company already had in place a Remuneration Committee which was made well in line with the above mentioned requirements. The Board has authority to reconstitute this Committee from time to time. In order to align the policy with the provisions of the Companies Act, 2013, and the SEBI (Listing Obligations and Disclosure Requirements) Regulations, 2015, as amended from time to time, the Board of Directors of the Company at their meeting held on the 22nd April, 2014, renamed the "Remuneration Committee" as "Nomination and Remuneration Committee".

The Nomination and Remuneration Committee and Nomination & Remuneration Policy being in compliance with the provisions of Section 178 of the Companies Act, 2013, read with the applicable Rules and Regulation 19 of SEBI (Listing Obligations and Disclosure Requirements) Regulations, 2015, applies to the Board of Directors, Key Managerial Personnel and the Senior Management of the Company.

Key Managerial Personnel ("KMP") means and comprise-

- Managing Director or Chief Executive Officer or the Manager,
- Whole Time Director,
- Company Secretary,
- Chief Financial Officer,

"Senior Management" shall mean officers/ personnel of the listed entity who are members of its core management team excluding Board of Directors and normally this shall comprise all members of management one level below the Chief Executive Officer/ Managing Director/ Whole Time Director/ Manager (including Chief Executive Officer/Manager, in case they are not part of the Board) and Including Functional Heads and shall specifically include Company Secretary and Chief Financial Officer.

Role and Objective of Committee:

1. To formulate the criteria for determining qualifications, positive attributes and independence of a Director and

recommend to the Board of Directors a policy relating to, the remuneration of the Directors, Key Managerial Personnel and other employees.

2. The Nomination and Remuneration Committee shall evaluate balance of skills, knowledge and experience on the Board for every appointment of an Independent Director and on the basis of such evaluation, prepare a description of the role and capabilities required of an Independent Director. The person recommended to the Board for appointment as an Independent Director shall have the capabilities identified in such description. For the purpose of identifying suitable candidates, the Committee may:
 - a) use the services of an external agencies, if required;
 - b) consider candidates from a wide range of backgrounds, having due regard to diversity; and
 - c) consider the time commitments of the candidates.
3. Identify persons who are qualified to become Directors and who may be appointed in senior management positions in accordance with the criteria laid down in the policy.
4. Recommend to the Board the appointment and removal of Directors and Senior Management.
5. Formulate criteria for effective evaluation of performance of Independent Directors, Board, its Committees and Individual Directors to be carried out either by the Board, by the Committee itself or by an independent external agency and review its implementation and compliance.
6. To devise a policy on Board diversity.
7. To ensure that the level and composition of remuneration is reasonable and sufficient to attract, retain and motivate Directors of the quality required to run Company successfully. To ensure the relationship of remuneration to performance is clear and meets appropriate performance benchmarks.
8. To develop a Succession Plan for the Board and to review it regularly.
9. To recommend to the Board, all remuneration, in whatever form, payable to senior management.

10. To perform such other functions as may be referred by the Board or be necessary in view of the SEBI (Listing Obligations and Disclosure Requirements) Regulations, 2015 and the provisions of the Companies Act, 2013 and Rules made thereunder.
11. To recommend whether to extend or continue the term of appointment of the Independent Director, on the basis of the report of performance evaluation of Independent Directors.
12. Such other key issues/matters as may be referred by the Board or as may be necessary in view of the SEBI (Listing Obligations and Disclosure Requirements) Regulations, 2015, as amended and provisions, of the Companies Act, 2013 & rules thereunder.

Membership:

1. The Committee shall comprise at least three (3) Directors.
2. All members shall be Non-Executive Directors and at least two third of them shall be Independent Directors.
3. Membership of the Committee shall be disclosed in the Annual Report.
4. Term of the Committee shall be continued unless terminated by the Board of Directors.

Chairman:

1. Chairman/Chairperson of the Committee shall be an Independent Director.
2. Chairman/Chairperson of the Company may be appointed as a member of the Committee but shall not Chair the Committee.
3. In the absence of the Chairman/Chairperson, the members of the Committee present at the meeting shall choose one amongst them to act as Chairman/Chairperson.
4. Chairman/Chairperson of the Nomination and Remuneration Committee could be present at the Annual General Meeting or may nominate some other member of the Committee to answer the shareholders' queries.

Frequency of Meetings:

The meeting of the Committee shall be held at such regular intervals as may be required. However, the Committee shall meet atleast once in a year.

Quorum:

The quorum for a meeting of the Nomination and Remuneration Committee shall be either two members or one third of the members of the Committee, whichever is greater, including at least one Independent Director in attendance.

Committee Member's Interests:

1. A member of the Committee is not entitled to be present when his or her own remuneration is discussed at a meeting or when his or her performance is being evaluated.
2. The Committee may invite such executives, as it considers appropriate, to be present at the meetings of the Committee.

Secretary:

The Company Secretary of the Company shall act as Secretary of the Committee.

Voting:

1. Matters arising for determination at Committee meetings shall be decided by a majority of votes of Members present and voting and any such decision shall, for all purposes, be deemed to be a decision of the Committee.
2. In the case of equality of votes, the Chairman of the meeting will have a casting vote.

Appointment of Directors/Key Managerial Personnel/ Senior Management:

While recommending a candidate for appointment, the Committee shall have regard to:

- Assessing the appointee against a range of criteria which includes but not limited to qualifications, skills, experience, integrity, background and other qualities required to operate successfully;
- The experience and knowledge that the appointee brings to the role of Key Managerial Personnel/ Senior Management, which, in turn, will enhance the skill sets and experience of the Board as a whole;

The nature of existing positions held by the appointee including Directorship and such other relationship and the impact of the same on the Company's welfare.

Term / Tenure:

Appointment of Managing Director / Whole-time Director:

The terms and conditions of appointment and remuneration payable to a Managing Director and Whole-time Director(s) shall be recommended by the Nomination and Remuneration

Committee to the Board for its approval which shall be subject to approval by shareholders of the Company as per the applicable provisions of the Companies Act, 2013 and rules made thereunder and in compliance of the SEBI (Listing Obligations and Disclosure Requirements) Regulations, 2015, as amended from time to time.

Independent Director:

An Independent Director shall hold office for a term up to five consecutive years on the Board of the Company and will be eligible for re-appointment for a period upto five years or such other period as may be stipulated on passing of a special resolution by the Company and disclosure of such appointment in the Board's report.

Removal/ Retirement:

Due to any disqualification mentioned in the Companies Act, 2013, rules made thereunder or under any other applicable Act, rules and regulations, the Committee may recommend, to the Board with reasons recorded in writing, removal of a Director, Key Managerial Personnel or Senior Management subject to the provisions and compliance of the said Act, rules and regulations. The Directors, Key Managerial Personnel and Senior Management shall retire as may be recommended by the Nomination and Remuneration Committee and approved by the Board as per the applicable provisions of the Companies Act, 2013 and the prevailing policy of the Company.

Letter of Appointment:

Each Independent Director/Key Managerial Personnel/Senior Management, Director is required to sign duplicate copy of the letter of appointment issued by the Company, which contains the terms and conditions of his/her appointment.

Policy on Board Diversity:

The Nomination and Remuneration Committee shall ensure that the Board of Directors has the combination of Directors from different areas/ fields or as may be considered appropriate in the best interests of the Company. The Board shall have at least one Board member who has accounting/ financial management expertise.

Remuneration of Directors, Key Managerial Personnel and Senior Management:

The salaries of Directors, Key Management Personnel and other Senior Management shall be based and determined on the individual person's responsibilities and performance and in accordance with the limits as prescribed statutorily, if any.

1. Fixed Pay: Managerial Person, Key Managerial Personnel and Senior Management shall be eligible for a monthly remuneration as may be approved by the Board on the recommendation of the Nomination and Remuneration Committee in accordance with the applicable provisions of the Companies Act, 2013 read with the rules made thereunder and SEBI (Listing Obligations and Disclosure Requirements) Regulations, 2015 and other applicable provisions, as amended from time to time. The salary paid need to be competitive and reflective of the individual's role, responsibility and experience in relation to performance of day-to-day activities to be usually reviewed on an annual basis;
2. Minimum Remuneration: If, in any financial year, the Company has no profits or its profits are inadequate, the Company shall pay remuneration to its Managerial Person in accordance with the provisions of Schedule V of the Companies Act, 2013 and applicable provisions of SEBI (Listing Obligations and Disclosure Requirements) Regulations, 2015, as amended from time to time.
3. Provision for excess remuneration: If any Managerial Person draws or receives, directly or indirectly by way of remuneration, any such sums in excess of the limits prescribed under the Companies Act, 2013 or without the approval of members by way of Special Resolution, where required, he shall refund such sums to the company, within two years or such lesser period as may be allowed by the company, and until such sum is refunded, hold it in trust for the Company.
4. Increment: Increments to the existing remuneration/compensation structure may be recommended by the Committee to the Board, which should be within the slabs approved by the Shareholders in the case of Managerial Person.
5. Sitting Fees: A Director may receive remuneration by way of fees for attending meetings of Board or Committee(s) thereof unless he/she is not getting any remuneration by way of Salary. Provided that the amount of such fees per meeting of the Board or Committees shall not exceed the maximum amount as provided in the Companies Act, 2013 as amended from time to time.

6. Remuneration / Commission to Non-executive / Independent Director:

The remuneration / commission to Non-executive / Independent Director shall be in accordance with the statutory provisions of the Companies Act, 2013, and the rules made thereunder for the time being in force.

Except with the approval of the Company in the general meeting by a special resolution the overall Commission to the Non-Executive Directors (including Independent Directors) may be paid within the monetary limit approved by shareholders, subject to the limit not exceeding 1% of the profits of the Company computed as per the applicable provisions of the Companies Act, 2013 & rules thereto.

Evaluation/ Assessment of Directors/ of the Company:

The evaluation/assessment of the Directors of the Company is to be conducted on an annual basis and to satisfy the requirements of the SEBI (Listing Obligations and Disclosure Requirements) Regulations, 2015, as amended from time to time.

The following criteria may assist in determining how effective the performance of the Directors has been:

- Leadership & stewardship abilities.
- Assess policies, structures & procedures.
- Regular monitoring of corporate results against projections.
- Contributing to clearly define corporate objectives & plans.
- Obtain adequate, relevant & timely information.
- Review achievement of strategic and operational plans, objectives and budgets.
- Identify, monitor & mitigate significant corporate risks.
- Review management's Succession Plan.
- Effective meetings.
- Clearly defining role & monitoring activities of Committees.
- Review of ethical conduct.

Evaluation following the aforesaid parameters will be conducted by the Independent Directors for each of the Executive/Non-Independent Directors in a separate meeting of the Independent Directors.

The Executive Director/Non-Independent Directors along with the Independent Directors will evaluate/assess each of the Independent Directors relative to the aforesaid parameters. Only the Independent Director being evaluated will not participate in the said evaluation discussion.

Manner for Effective Evaluation of Performance of Board, its Committees and Individual Directors:

The Performance Evaluation of Independent Directors, the Board as a whole, its Committees shall be carried out on Annual Basis and be reported to the Board of Directors for further evaluation. The Director being evaluated will not participate in evaluation process.

Performance Evaluation of KMPs/Senior Management of the Company:

The performance evaluation of KMPs/Senior Management is measured with regard to the goals and objectives set for the year and increase in compensation & reward by way of variable bonus is linked to the evaluation of individual's performance. Additionally, industry benchmarks are also used to determine the appropriate level of remuneration from time to time.

Deviations from this Policy:

Deviations on elements of this policy, when deemed necessary in the interests of the Company, will be made if there are specific reasons to do so in an individual case. However, this shall be subject to the approval of the Board of Directors on the recommendation of the Nomination and Remuneration Committee of the Company.

Policy review:

- a. This Policy is framed based on the provisions of the Companies Act, 2013 and rules thereunder and the requirements of SEBI (Listing Obligations and Disclosure Requirements) Regulations, 2015 on the subject as may be notified from time to time.
- b. Any such amendment shall automatically have the effect of amending this Policy without the need of any approval by the Nomination and Remuneration Committee and/ or the Board of Directors.

Annexure – II To Directors' Report

Form - MR-3

Secretarial Audit Report

For the Financial Year Ended 31st March, 2024

[Pursuant to Section 204 (1) of the Companies Act, 2013 and Rule 9 of the Companies (Appointment and Remuneration of Managerial Personnel) Rules, 2014]

To
The Members
Bhilwara Technical Textiles Limited
(CIN: - L18101RJ2007PLC025502)
LNJ Nagar, Mordi
Banswara-327001, Rajasthan

I have conducted the secretarial audit of the compliance of applicable statutory provisions and the adherence to good corporate practices by **Bhilwara Technical Textiles Limited** (hereinafter called '**the Company**'). Secretarial Audit was conducted in a manner that provided me a reasonable basis for evaluating the corporate conducts/ statutory compliances and expressing my opinion thereon.

Based on my verification of the Company's books, papers, minute books, forms and returns filed and other records maintained by the company and also the information provided by the Company, its officers, agents and authorized representatives during the conduct of secretarial audit, I hereby report that in my opinion, the company has, during the audit period covering the financial year ended on **31st March, 2024** ('Audit Period') complied with the statutory provisions listed hereunder and also that the Company has proper Board-processes and compliance-mechanism in place to the extent, in the manner and subject to the reporting made hereinafter:

I have examined the books, papers, minute books, forms and returns filed and other records maintained by the Company for the financial year ended on 31st March, 2024 according to the provisions of:

- (i) The Companies Act, 2013 ('the Act') and the rules made thereunder;
- (ii) The Securities Contracts (Regulation) Act, 1956 ('SCRA') and the rules made thereunder;
- (iii) The Depositories Act, 1996 and the Regulations and Bye-laws framed thereunder;

(iv) Foreign Exchange Management Act, 1999 and the rules and regulations made thereunder to the extent of Foreign Direct Investment, Overseas Direct Investment and External Commercial Borrowings;

(v) The following Regulations and Guidelines prescribed under the Securities and Exchange Board of India Act, 1992 ('SEBI Act'):-

- (a) The Securities and Exchange Board of India (Substantial Acquisition of Shares and Takeovers) Regulations, 2011;
- (b) The Securities and Exchange Board of India (Prohibition of Insider Trading) Regulations, 2015;
- (c) The Securities and Exchange Board of India (Issue of Capital and Disclosure Requirements) Regulations, 2018;
- (d) The Securities and Exchange Board of India (Share Based Employee Benefits and Sweat Equity) Regulations, 2021-Not Applicable;
- (e) The Securities and Exchange Board of India (Issue and Listing of Non-Convertible Securities) Regulations, 2021 -Not Applicable;
- (f) The Securities and Exchange Board of India (Registrars to an Issue and Share Transfer Agents) Regulations, 1993 regarding the Companies Act, 2013 and dealing with client;
- (g) The Securities and Exchange Board of India (Delisting of Equity Shares) Regulations, 2021-Not Applicable;

- (h) The Securities and Exchange Board of India (Buyback of Securities) Regulations, 2018-Not Applicable;
- (vi) I further report that, I have also referred the following laws specifically applicable on the Company having regard to the nature of Industry in which company is operating: -
- (a) Textiles (Development & Regulation) Order, 2001
- (b) National Textile Policy, 2000

I have also examined compliance with the applicable clauses of the following:

- (i) Secretarial Standard on Meetings of the Board of Directors and Secretarial Standard on General Meetings as issued and revised thereof by The Institute of Company Secretaries of India ("ICSI").
- (ii) The Securities and Exchange Board of India (Listing Obligations and Disclosure Requirements) Regulations, 2015

During the period under review the Company has complied with the provisions of the Act, Rules, Regulations, Guidelines, Standards, etc. as mentioned above.

I further report that

The Board of Directors of the Company is duly constituted with proper balance of Executive Directors, Non-Executive Directors and Independent Directors. The following changes in the composition of the Board of Directors and KMP that took place during the period under review were carried out in compliance with the provisions of the Act and are being reported below:

- Mr. Manish Gupta (DIN: 00573665) was appointed as an Independent Director for 5 consecutive years w.e.f. 14th August, 2023 whose appointment was duly approved by the members in the Annual General Meeting of the Company held on 26th September, 2023.

- Mr. Shekhar Agarwal was re-appointed as the Managing Director of the Company for a further term of 3 years w.e.f. 01st April, 2024, in the Annual General Meeting held on 26th September, 2023.

Adequate notices were given to all directors to schedule the Board Meetings, agenda and generally detailed notes on agenda were sent at least seven days in advance, and a system exists for seeking and obtaining further information and clarifications on the agenda items before the meeting and for meaningful participation at the meeting.

Majority decision is carried through while the dissenting members' views are captured (where they were) and recorded as part of the minutes.

I further report that there are adequate systems and processes in the company commensurate with the size and operations of the company to monitor and ensure compliance with applicable laws, rules, regulations and guidelines.

I further report that during the audit period the company has no specific events/actions having a major bearing on the Company's affairs in pursuance of the above referred laws, rules, regulations, guidelines, standards, etc. referred to above.

For **Manisha Gupta & Associates**
(Company Secretaries)

Manisha Gupta

Date: 20th May, 2024
Place: Delhi
UDIN: F006378F000420990

Practicing Company Secretary
Mem. No. F6378
CP No. 6808

Note :-

- This report is to be read with my letter of even date which is annexed as 'Annexure A' and forms an integral part of this report.

'ANNEXURE A'

To,
The Members,
Bhilwara Technical Textiles Limited
LNJ Nagar, Mordi Banswara,
Rajasthan-327001
CIN:-L18101RJ2007PLC025502

My report of even date is to be read along with this letter.

- Maintenance of secretarial record is the responsibility of the management of the company. Our responsibility is to express an opinion on these secretarial records based on our audit.
- I have followed the audit practices and processes as were appropriate to obtain reasonable assurance about the correctness of the contents of the Secretarial records. The verification was done on test basis to ensure that correct facts are reflected in secretarial records. I believe that the processes and practices I followed provide a reasonable basis for my opinion.
- I have not verified the correctness and appropriateness of financial records and Books of Accounts of the company.
- Where ever required, I have obtained the Management representation about the compliance of laws, rules and regulations and happening of events etc. Further, my verification to the compliance of the laws specifically to the Company are limited to test check on random basis without going into the detailed technical scrutiny.
- The compliance of the provisions of Corporate and other applicable laws, rules, regulations, standards is the responsibility of management. My examination was limited to the verification of procedures on test basis.
- The Secretarial Audit report is neither an assurance as to the future viability of the company nor of the efficacy or effectiveness with which the management has conducted the affairs of the company.

For **Manisha Gupta & Associates**
(Company Secretaries)

Manisha Gupta

Date: 20th May, 2024
Place: Delhi
UDIN: F006378F000420990

Practicing Company Secretary
Mem. No. F6378
CP No. 6808

Annexure – III to Directors' Report

Particulars of Energy Conservation, Technology Absorption and Foreign Exchange Earnings and Outgo required under Companies (Accounts) Rules, 2014.

I	Conservation of Energy	Not Applicable
	a. Energy conservation measures taken :	
	b. Additional Investment & proposals, if any, being implemented for reduction of consumptions of energy :	
	c. Impact of measures at (a) & (b) for reduction of energy consumption and consequent impact on the cost production of goods.	
II	Technology Absorption	Not Applicable
	Research and Development	
	Technology Absorption, Adaption and Innovation	
III	Foreign Exchange Earnings and Outgo	
	During the year, the Company earned Foreign Exchange to the tune of ₹777.00 Lakh at FOB Price against Outflow of ₹12.34 Lakh foreign exchange. During the previous year, Foreign exchange Inflow was ₹585.08 Lakh against ₹4.27 Lakh Outflow of Foreign Exchange.	

Annexure – IV to Directors' Report

Details pertaining to remuneration as required under Section 197(12) of the Companies Act, 2013 read with Rule 5(1) of the Companies (Appointment and Remuneration of Managerial Personnel) Rules, 2014.

- The percentage increase in remuneration of each Director, Chief Financial Officer (CFO) and Company Secretary (CS) during the financial year 2023-24.

S. No.	Name of Director/ KMP and Designation	% increase in remuneration in the financial year 2023-24
1	Shri Shekhar Agarwal (Chairman & Managing Director and CEO)	-
2	Shri Avinav Sharma (Company Secretary & Chief Financial Officer)*	3.77

*Shri Avinav Sharma has resigned from the position of Company Secretary and Chief Financial Officer w.e.f. 3rd April, 2024.

- The ratio of the remuneration of each Director to the median remuneration of the employees of the Company:**
There were only three employees of the Company as on 31st March 2024, the median remuneration is ₹4.50 Lakhs. No remuneration was paid to Shri Shekhar Agarwal, CMD and CEO of the Company. Therefore, ratio of the remuneration of each Director to the median remuneration of the employees was Nil.
- The percentage increase in the median remuneration of employees in the financial year is 0.00 %.** There were only three Employee in the Company; the median remuneration is ₹4.50 Lakhs.
- There were only three permanent employees on the rolls of the Company as on the 31st March, 2024.
- Average percentage increase made in the salaries of employees other than managerial personnel in the financial year is Nil and increase in the managerial remuneration for the same financial year is 3.77%.
- It is affirmed that the remuneration paid is as per the remuneration policy of the Company.

Annexure – V to Directors' Report

Statement of particulars of employee's pursuant to Section 197 of the Companies Act, 2013 read with Rule 5(2) of the Companies (Appointment and Remuneration of Managerial Personnel) Rules 2014.

A. The Name of the top ten employees in terms of remuneration drawn.

The details of Remuneration of the employees of the Company as on 31st March, 2024 are as under:

S. No.	Name of Employee	Designation	Annual Remuneration (₹ In Lakhs)*	Qualification	Experience (Years)	Commencement of Employment	No. of Shares Held	Whether Permanent / Contractual	Age (Years)	Last Employed		
										Organisation	Post Held	Duration (months)
1	Shri Avinav Sharma	Company Secretary & Chief Financial Officer	11.56	B.Com (Hons.), CS and CA (Intermediate)	10	06 th May, 2022	Nil	Permanent	37	Machino Polymers Limited	Company Secretary	3 year 3 Months
2	Shri Nishu Tyagi*	Accountant	0.37	M.Com	5	11 th March, 2024	Nil	Permanent	28	Epack Durable Ltd.	Executive	2 year 9 months

The above remuneration are CTC of the employees of the Company.

*Paid proportionately from the date of appointment.

- Persons employed throughout the financial year & paid ₹ 102 lakh p.a. or more:** Nil
- Persons employed part of the financial year and paid ₹8.50 lakh p.m. or more:** Nil
- Except the Managing Director himself along with his spouse and children, whether any of employee holds more than 2% of the equity share capital of the Company:** None

**Annexure – VI to Directors’ Report
Form AOC-1**

Statement pursuant to Section 129 (3) of the Companies Act, 2013 related to associate companies:

S. No.	Name of the associate	BMD Private Limited
1	Latest audited Balance Sheet Date	31 st March, 2024
2	Date on which the Associate or Joint Venture was associated or acquired	16 th December, 2008
3	Shares of Associate held by the company on the year end	
	Number of Shares	66,00,000 Equity Shares
	Amount of Investment in Associate	₹6,60,00,000/-
	Extent of Holding %	49.87%
4	Description of how there is significant influence	No Significant influence
5	Reason why the associate is not consolidated	N.A.
6	Net worth attributable to shareholding as per latest audited Balance Sheet	₹149.18 Crore (49.87% of ₹299.13 Crore)
7	Profit/(Loss) for the year	₹23.18 Crore
	i. Considered in Consolidation	₹11.56 Crore
	ii. Not Considered in Consolidation	₹11.62 Crore

- | | |
|--|-----------------------|
| 1. Names of associates or joint ventures which are yet to commence operations: | Not Applicable |
| 2. Names of associates or joint ventures which have been liquidated or sold during the year: | Not Applicable |

For and on behalf of Board of Directors

Bhilwara Technical Textiles Limited

Shekhar Agarwal

**Chairman & Managing Director
and Chief Executive Officer**

DIN: 00066113

Shantanu Agarwal

Director

DIN: 02314304

Avnish Maurya

**Company Secretary, Compliance Officer
and Chief Financial Officer**

Membership No. A49392

Place: Noida (U.P.)

Date: 20th May, 2024

CORPORATE GOVERNANCE REPORT

Introduction

The purpose of Corporate Governance is to cultivate effective and prudent management of the Company by describing the processes, structures, and mechanisms that influence the control and direction of the corporation through which the pursuits of the Company are set and the standards of attaining those objectives and monitoring performance are committed. A Corporate Governance structure should encourage the efficient use of resources and sets accountability for the stewardship of those resources. Good Corporate Governance is an essential part of a well-managed, successful business enterprise that delivers value to its shareholders. Board of Directors of the Company plays a pivotal role in good Corporate Governance by building up strong principles, systems and values on which the Company operates.

This Report has been prepared in accordance with the requirements laid down under Companies Act, 2013, SEBI (Listing Obligations and Disclosure Requirements) Regulations, 2015 (“Listing Regulations, 2015”).

Company’s Philosophy on Corporate Governance

The Board of the Company believes that good companies are built on the foundation of ethical governance practices and core values built over the years. Company’s philosophy on Corporate Governance has been to adhere to the highest standards of ethical behaviour and fairness towards shareholders,

employees, regulators, customers, suppliers, lenders and other stakeholders. Corporate Governance refers to a combination of laws, regulations, procedures, implicit rules and good corporate practices ensure that a Company meets its obligations to optimize shareholders’ value and fulfil its responsibilities to the Community, Customers, Employees, Government and other segments of Society.

Board of Directors

Composition

The Company has a balanced mix of Executive and Non-Executive Directors as on 31st March, 2024, Board has Six (6) Directors comprising One (1) Managing Director, Two (2) Non-Executive Directors, Three (3) Independent Directors (out of which one is a Woman Director) from diverse fields / professions. It is our belief that an experienced & professional Board consciously creates a culture of leadership to provide a long-term vision and policy approach to improve the quality of governance. Board discharges its fiduciary relationships by providing guidance and independent view to the Company’s Management.

The name and categories of Directors on the Board, their attendance at the Board meetings held during the year along with the number of Directorship, Membership and Chairmanship held in various Committees in other Companies as on 31st March, 2024, are given below:

Directors Attendance Record and details of Directorship Held:

Name, Designation & Category of Directorship	No. of Meetings		No. of other Directorships and Committee Membership/ Chairmanship		No. of other Directorship held in Listed Companies	
	Held	Attended	Directorships*	No. of Membership (s) / Chairmanship (s) of Board Committees in other Companies as on 31.03.2024#	Name of the Company	Category of Directorship
Shri Shekhar Agarwal, Chairman & Managing Director and CEO, Promoter & Executive Director	5	5	4	4	BSL Limited	Non-Executive Director
					HEG Limited	Non-Executive Director
					Maral Overseas Limited	Chairman & Managing Director and CEO
					RSWM Limited	Non-Executive Director
Shri Riju Jhunjunwala, Non-Executive Director	5	2	2	1 Chairman of Committee	RSWM Limited	Chairman & Managing Director and CEO
					HEG Limited	Vice Chairman and Director
Shri Shantanu Agarwal Promoter, Non-Executive Director	5	5	1	2	Maral Overseas Limited	Joint Managing Director
Smt. Sunita Mathur Independent, Non-Executive Director	5	5	-	-	-	-
Shri Rakesh Kumar Ojha Independent, Non-Executive Director	5	4	-	-	-	-
Shri Manish Gupta Independent, Non-Executive Director (Appointed w.e.f. 14 th August, 2023)	3	3	-	-	-	-

Notes:

*Excludes Directorships in private limited companies, foreign companies, Companies registered under section 8 of Companies Act, 2013, Memberships of Management Committees of various Chambers, Bodies.

Includes Chairmanship/ Membership in Audit Committee and Stakeholders Relationship Committee of Public Limited Companies.

None of the Directors is a member of more than ten (10) Board level Committees and Chairperson of five (5) such Committees across all the Public Companies in which he/she is a Director.

During the year under review, Independent Directors fulfilled the conditions specified in the Listing Regulations, 2015 and are independent of the management. Independent Directors have given the declaration of their independence at the beginning of the financial year or at the time of co-option on the Board. None of the Directors are related to each other except Shri Shekhar Agarwal and Shri Shantanu Agarwal, being father and son respectively.

Matrix setting out the skills/expertise/competence of the Board of Directors

The Matrix setting out the skills, expertise and competencies of Directors as on 31st March 2024, in the context of business of the Company is as under:

S. No.	Name of Director	Field of Skill/Expertise/Competence					
		Finance	Law	Management	Technical Operations	Marketing /Sales	Administration
1	Shri Shekhar Agarwal, Chairman & Managing Director and CEO	√	-	√	√	√	√
2	Shri Shantanu Agarwal, Non-Executive Director	√	-	√	√	√	√
3	Shri Riju Jhunjunwala, Non-Executive Director	√	-	√	√	√	√
4	Shri Rakesh Kumar Ojha, Independent Director	√	√	-	-	-	√
5	Smt. Sunita Mathur, Independent Director	√	√	-	-	-	-
6	Shri Manish Gupta, Independent Director	√	√	√	-	-	√

Number of Board meetings

The Board of Directors met regularly throughout the financial year 2023-24. During the year, five (5) Board meetings were held on 16th May, 2023, 24th July, 2023, 14th August, 2023, 10th November, 2023 and 14th February, 2024. Video conferencing facilities were used as and when required to facilitate Directors to participate in the meeting(s).

The Board of Directors meet at least once every quarter to review quarterly results and other items on the agenda. Additional meetings are held when necessary. The maximum time gap between any two consecutive meetings was less than 120 days. Agenda papers containing all the necessary information were sent well in advance to all Directors, so as to enable them to become aware of all the facts on a timely basis to facilitate them in planning their schedule and to ensure meaningful participation in the meetings.

The Annual General Meeting ("AGM") of the Company was held on 26th September, 2023 through Video Conferencing / Other Audio-Visual Means during the financial year ended 31st March, 2024 and was attended by all the Directors of the Company except Shri Riju Jhunjunwala who had not attended the meeting due to his preoccupation. Chairman of the Audit Committee, Nomination and Remuneration Committee and Stakeholders' Relationship Committee of the Company were present at the aforesaid AGM to answer queries of members of the Company. Statutory and Secretarial Auditor also attended the said AGM.

Directors with Materially Significant Pecuniary Relationship or Business Transaction with the Company

Executive Director did not receive salaries, allowances, perquisites and perks while other Directors are paid sitting fees for attending the Board meeting and other Committee meetings of the Board. There have been no materially significant pecuniary relationship or transaction between the Company and its Directors in the financial year under review.

Familiarization Programme for Independent Directors

The familiarization programme was conducted during the year for the Independent Directors, to provide them an overview of the business of the Company. Independent Directors were provided with certain documents which helped them to get an overview of the Company. All Independent Directors met periodically with other Key Managerial Personnel, etc. to understand the service, management and other areas related to the Company. The details on the Company's Familiarization Program for Independent Directors can be accessed made available on the website of the Company at: <https://bttl.co.in/fp/Familiarisation%20Programme%2023-24.pdf>

Directors and Officers insurance

The Company has taken a Directors and Officers Insurance ('D and O Insurance') for all its Directors, including Independent Directors, for quantum and risk as determined by the Board of Directors of the Company.

Shareholding of Non-Executive Directors

Number of Equity Shares held by Non-Executive Directors as on 31st March, 2024 are given below:-

Name of Director	Category	Number of Equity shares held
Shri Riju Jhunjhunwala	Non-Executive Director	NIL
Shri Shantanu Agarwal	Promoter-Non-Executive Director	53,08,115
Smt. Sunita Mathur	Independent-Non-Executive Director	NIL
Shri Rakesh Kumar Ojha	Independent-Non-Executive Director	NIL
Shri Manish Gupta*	Independent-Non-Executive Director	NIL

*Shri Manish Gupta appointed as Independent Director of the Company for five year w.e.f 14th August, 2023.

Board has complete access to all information about the Company. The information pertaining to mandatory items as specified in the Listing Regulations, 2015 Companies Act, 2013 and other applicable laws, along with other business issues, is regularly provided to the Board. The following information, as applicable, was provided to the Board:

- Annual operating plans and budgets and any updates thereof.
- Capital budgets and any updates thereof.
- Quarterly results of the Company.
- Minutes of the meetings of the Audit Committee and other Committees of the Board.
- The Information on recruitment and remuneration of senior officers just below the level of Board, including the appointment or removal of Chief Financial Officer and Company Secretary.
- Show cause, demand, prosecution notices and penalty notices, which are materially important.
- Fatal or serious accidents, dangerous occurrences, any material effluent or pollution problems.
- Any material default in financial obligations to and by the Company or substantial non-payment for goods sold by the Company.

- Any issue, which involves possible public or product liability claims of substantial nature, including any judgments or order which, may have passed strictures on the conduct of the Company or taken an adverse view regarding another enterprise that can have negative implications on the Company.
- Details of any joint venture or collaboration agreement if any.
- Transactions that involve substantial payment towards goodwill, brand equity or intellectual property.
- Significant labour problems and their proposed solutions. Any significant development in Human Resources/ Industrial Relations front like signing of wage agreement, implementation of Voluntary Retirement Scheme etc.
- Sale of material nature of investments, subsidiaries, assets, which is not in the normal course of business.
- Quarterly details of foreign exchange exposures and the steps taken by Management to limit the risks of adverse exchange rate movement, if material.
- Non-compliance of any regulatory, statutory or listing requirements and shareholders service such as non-payment of dividend, delay in share transfer, among others.
- Reconciliation of Share Capital Audit Report under SEBI (Depositories and Participants) Regulations, 2018.
- Quarterly Compliance Report and Investor Grievance Reports.
- Certificate with respect to Regulation 7(3) and 40 (9) of SEBI (Listing Obligations and Disclosure Requirements) Regulations, 2015 as amended.

Board is presented with detailed notes on these matters, as part of the agenda papers of the meeting or directly tabled at the Board meetings, as and when required. Board reviews the declaration made by the Management regarding compliance with applicable laws on quarterly basis as well as steps taken by the Company to rectify instances of non-compliances, if any.

Committees of the Board

In terms of the provisions of the Companies Act, 2013 read with applicable provisions of Listing Regulations, 2015, the Board has constituted Three (3) Committees viz. Audit Committee,

Nomination and Remuneration Committee and Stakeholders Relationship Committee.

Keeping in view the requirements of the Companies Act, 2013 as well as Listing Regulations, 2015, the Board decides the terms of reference of these Committees and the assignment of members to various Committees. The recommendations, if any, of these Committees are submitted to the Board for its approval.

Audit Committee

Audit Committee is constituted in line with the provisions of Regulation 18 of SEBI (Listing Obligations and Disclosure Requirements) Regulations, 2015 as amended, read with Section 177 of the Companies Act, 2013. Majority of the members of the Audit Committee are Non- Executive and Independent Directors. Smt. Sunita Mathur is the Chairperson of Audit Committee. Smt. Sunita Mathur possesses accounting and financial management expertise and all other Members of Committee have rich experience and sound accounting and financial knowledge. During the year under review, all recommendations made by the Audit Committee were accepted by the Board.

During the year there were four (4) Audit Committee meetings held on 16th May, 2023, 14th August, 2023, 10th November, 2023 and 14th February, 2024. Details of attendance of members and composition of the Committee are as follows: -

Name of the member	Chairperson/ Member	No. of meetings held during the year	No. of meetings attended
Smt. Sunita Mathur	Chairperson	4	4
Shri Shantanu Agarwal	Member	4	4
Shri Rakesh Kumar Ojha	Member	4	4

Company Secretary of the Company, acts as the Secretary to the Audit Committee.

Invitees to the Audit Committee include the Chairman & Managing Director and CEO and the representative of the Statutory Auditor and Internal Auditor. The representative of Statutory Auditor and Internal Auditor regularly make presentations to the Audit Committee. Auditors update the Audit Committee with the Audit findings along with their recommendations and management comments on the same and the Action Taken Report is presented in the next meeting.

Auditors have attended all the Audit Committee meetings held during the year.

Committee has performed all functions mentioned in the terms of reference of the Audit Committee decided by the Board of Directors in accordance with provisions of the Companies Act, 2013 and Listing Regulations, 2015.

The roles of the Audit Committee include the following:-

- Oversight of the Company's financial reporting process and the disclosure of its financial information to ensure that the financial statement is correct, sufficient and credible.
- Recommendation for appointment, remuneration and terms of appointment of auditors of the Company.
- Approval of payment to Statutory and Internal Auditors for any other services rendered by the statutory and internal auditors.
- Reviewing with the management, the Annual Financial Statements and Auditor's Report thereon before submission to the Board for approval, with particular reference to:
 - Matters required being included in the Director's Responsibility Statement to be included in the Board's report in terms of clause (c) of sub-section (3) of Section 134 of the Companies Act, 2013.
 - Changes, if any, in accounting policies and practices and reasons for the same.
 - Major accounting entries involving estimates based on the exercise of judgment by management.
 - Significant adjustments made in the financial statements arising out of audit findings.
 - Compliance with listing and other legal requirements relating to Financial Statements.
 - Disclosure of any related party transactions.
 - Modified opinions in the draft audit report.
- Reviewing with the management, the quarterly financial statements before submission to the Board for approval.
- Reviewing, with the management, the statement of uses / application of funds raised through an issue (public issue, rights issue, preferential issue, etc.), the statement of funds utilized for purposes other than those stated in the offer

document/prospectus/notice and the report submitted by the monitoring agency monitoring the utilization of proceeds of a public issue or rights issue or preferential issue or qualified institutional placement, and making appropriate recommendations to the Board to take up steps in this matter.

- Review and monitor the auditor's independence and performance and effectiveness of audit process.
- Approval or any subsequent modification of transactions of the Company with related parties.
- Scrutiny of inter-corporate loans and investments.
- Valuation of undertakings or assets of the Company, wherever it is necessary.
- Evaluation of internal financial controls and risk management systems.
- Reviewing with the management, performance of Statutory and Internal Auditors and adequacy of the internal control systems.
- Reviewing the adequacy of internal audit function, if any, including the structure of the internal audit department, staffing and seniority of the official heading the department, reporting structure coverage and frequency of internal audit.
- Discussion with internal auditors any significant findings and follow up thereon.
- Reviewing the findings of any internal investigations by the internal auditors into matters where there is suspected fraud or irregularity or a failure of internal control systems of a material nature and reporting the matter to the Board.
- Discussion with Statutory Auditors before the audit commences, about the nature and scope of audit as well as post-audit discussion to ascertain any area of concern.
- To look into the reasons for substantial defaults in the payment to the depositors, debenture holders, shareholders (in case of non-payment of declared dividends) and creditors.
- To review the functioning of the Whistle Blower Mechanism.
- Approval of appointment of Chief Financial Officer after assessing the qualifications, experience & background, etc. of the candidate.

- Reviewing the utilisation of loans and/or advances from/investment by the holding company in the subsidiary exceeding ₹100 crores or 10% of the asset size of the subsidiary, whichever is lower including existing loans/advances/investments.
- Carrying out any other function as is mentioned in the terms of reference of the Audit Committee.
- Consider and comment on rationale, cost-benefits and impact of schemes involving merger, demerger, amalgamation, etc., on the listed entity and its shareholders.

The Company has systems and procedures in place to ensure that the Audit Committee mandatorily reviews:

- Management discussion and analysis of financial condition and results of operations.
- Management letters/letters of internal control weaknesses issued by the statutory auditors.
- Internal Audit Reports relating to internal control weaknesses.
- Review with management the management the quarterly and annually financial statements before submission to the Board.
- Review of appointment, removal and terms of remuneration of the Internal Auditor.
- Statement of deviations:
 - a) Quarterly statement of deviation(s) including report of monitoring agency, if applicable submitted to the Stock Exchange in terms of Regulation 32(1) of the Listing Regulations, 2015.
 - b) Annual statement of funds utilized for purposes other than those stated in the offer document/prospectus/notice notice in terms of Regulation 32(7) of the Listing Regulations, 2015.

Pursuant to its terms of reference, the Audit Committee is empowered to:

- Investigate any activity within its terms of reference and to seek any information it requires from any employee.
- Obtain legal or other independent professional advice and to secure the attendance of outsiders with relevant expertise, when considered necessary.

Nomination and Remuneration Committee

The constitution of Nomination and Remuneration Committee is in accordance with the provisions as contained in Section 178 of Companies Act, 2013 and Regulation 19 of the SEBI (Listing Obligations and Disclosure Requirements) Regulations, 2015 as amended. The terms and reference of the Nomination and Remuneration Committee inter-alia include the following: -

- Identify persons who are qualified to become Directors and who may be appointed in Senior Management in accordance with the criteria and recommend to the Board their appointment and removal.
- Formulate the criteria for evaluation of performance of Independent Directors and Board of Directors.
- Formulate the criteria for determining qualification, positive attributes and independence of a Director.
- To devise a policy on Board diversity.
- To determine whether to extend or continue the term of appointment of the Independent Director, on the basis of the Report of performance evaluation of Independent Directors.
- Recommend to the Board a policy relating to the remuneration for the Directors, KMP, Senior Management and other employees.
- Succession planning for the Board and Senior Management of the Company.
- Specify the manner for effective evaluation of performance of Board, its Committee and individual Directors to be carried out either by the Board, by the Nomination and Remuneration Committee or by an Independent external agency and review its implementation and compliance.
- Recommendation to the Board, all remuneration, in whatever form, payable to the Senior Management.
- Carry out such other functions as are required or appropriate in discharging their duties.
- Such other key issues/matters as may be referred by the Board or as may be necessary in view of the SEBI Listing Regulations, 2015, as amended and provisions of the Companies Act, 2013 and Rules thereunder.

The Committee met three times during the year under review. The meetings were held on 14th August, 2023, 10th November,

2023 and 14th February, 2024. The details of attendance of members and composition are as under:

Name of the member	Chairperson/ Member	No. of meetings held during the year	No. of meetings attended
Smt. Sunita Mathur	Chairperson	3	3
Shri Riju Jhunjhunwala	Member	3	1
Shri Rakesh Kumar Ojha	Member	3	3

Nomination and Remuneration Policy

Pursuant to SEBI (Listing Obligations and Disclosure Requirements) Regulations 2015 and relevant provisions of Companies Act, 2013, the Company has framed a policy relating to the remuneration of the Directors, Key Managerial Personnel and Senior Management which is reviewed and approved by the Board of Directors on the commendation of the Nomination and Remuneration Committee. The policy is in consonance with the existing industry practice and forms part of Directors Report. The policy is also available on the website of the company at https://bttl.co.in/nrpolicy_new.pdf.

The terms of reference of the Nomination and Remuneration Committee, inter alia, include determination of salary, perquisites, commission to be paid to the Company's Executive Directors and along with retirement benefits. The compensation terms of Executive Directors are approved by the Board of Directors upon recommendation of the Nomination and Remuneration Committee and subsequently approved by the shareholders in the General Meeting. The Nomination and Remuneration Committee recommends the remuneration based on the criteria such as responsibilities given, past track record of performance, industry standards and various other factors. The Non-Executive Directors are paid sitting fees for attending the Board meetings as well as other Committee meetings.

Remuneration of Executive Directors & Key Managerial Personnel

There is no remuneration paid to Managing Director. Key Managerial Personnel and Senior Management are paid remuneration on a monthly basis as approved by the Board on the recommendation of the Nomination and Remuneration Committee and the remuneration of Executive Directors is also subject to the approval of the shareholders in accordance with the statutory provisions of the Companies Act, 2013 and the rules made thereunder for the time being in force.

Sitting Fees to the Director:

Directors were paid sitting fees for attending the Board and Committee meetings.

Details of remuneration of Directors for the financial year 2023-24 are given below:

(₹ In Lakh)

Name of Director	Category	Sitting fees #	Salaries, allowances and perquisites	Commission	Total
Shri Shekhar Agarwal *	Chairman & Managing Director and CEO, Promoter & Executive Director	-	-	-	-
Shri Shantanu Agarwal*	Promoter, Non-Executive Director	0.90	-	-	0.90
Shri Riju Jhunjhunwala	Non-Executive Director	0.30	-	-	0.30
Smt. Sunita Mathur	Independent, Non-Executive Director	1.65	-	-	1.65
Shri Rakesh Kumar Ojha	Independent, Non-Executive Director	1.20	-	-	1.20
Shri Manish Gupta	Independent, Non-Executive Director	0.35	-	-	0.35

Notes:

* Shri Shekhar Agarwal, Chairman & Managing Director and CEO, Promoter & Executive Director holds 4.48 % and Shri Shantanu Agarwal, Promoter-Non-Executive Director holds 9.09% Equity Shares of the Company as on the 31st March, 2024.

Include sitting fees of all Committee Meetings.

During the year ended the 31st March, 2024, the Company did not advance any loans to any of its Directors. The Company does not have any Stock Option and Bonus Scheme to any Director(s).

Stakeholders' Relationship Committee

Stakeholders' Relationship Committee is constituted in line with the provisions of Regulation 20 of SEBI (Listing Obligations and Disclosure Requirements) Regulations, 2015 as amended, read with Section 178 of the Companies Act, 2013. During the year, there were four (4) meetings held on 16th May, 2023, 14th August, 2023, 10th November, 2023 and 14th February, 2024. The details of attendance of members and composition are as under: -

Name of the member	Chairperson/ Member	No. of meetings held during the year	No. of meetings
Smt. Sunita Mathur	Chairperson	4	4
Shri Riju Jhunjhunwala	Member	4	1
Shri Rakesh Kumar Ojha	Member	4	4

Company Secretary & Compliance Officer is also the Secretary of the Committee. The Committee ensures cordial investor relations, oversees the mechanism for redressal of investors' grievance(s) and specifically looks into various aspects of interest of shareholder(s). The Committee specifically looks into redressing shareholders'/ investors' complaint(s)/ grievance(s) pertaining to share transfers/ transmission, non-receipts of

annual reports, non-receipt of declared dividend and other allied complaints. The terms of reference of the Committee are as follows:

- Resolve the grievances of the shareholder(s) of the Company including complaint(s) related to transfer/ transmission of shares, non-receipt of annual report, non-receipt of declared dividends, issue of new/ duplicate certificates, general meetings, dematerialization / rematerialisation, etc.
- Review of measures taken for effective exercise of voting rights by shareholders.
- Review of adherence to the service standards adopted by the Company in respect of various services being rendered by the Registrar & Share Transfer Agent (RTA) of the Company.
- Review of the various measures and initiatives taken by the Company for reducing the quantum of unclaimed/ unpaid dividend(s) and ensuring timely receipt of dividend warrants/annual reports/statutory notices by the shareholders of the Company.

The Company received no complaint from the shareholders during the financial year ended 31st March, 2024. No Stakeholders Grievance remained unattended/ pending for more than the stipulated time. There was no complaint pending for disposal as on 31st March, 2024. No request for dematerialization of Equity Shares of the Company was pending for approval as at 31st March, 2024.

Details of Shareholders'/ Investors' complaints received and attended by the Company during the year ended 31st March, 2024.

S. No.	Nature of Complaint	Pending as on 1 st April, 2023	Received during the year	Resolved during the year	Pending as on 31 st March, 2024
1	Non-receipt of Bonus/ Transfer/Transmission/ Issue of Duplicate Shares/ Others	Nil	Nil	Nil	Nil
2	Non-receipt of Dividend, Non-receipt of Refund Order & Non-receipt of Annual Report	Nil	Nil	Nil	Nil
3	Dematerialization/Rematerialization of shares	Nil	Nil	Nil	Nil

The Company also has a Share Transfer Committee to deal with the requests of transfer/transmission of Equity Shares, Issue of Duplicate Share Certificates etc. The Share Transfer Committee presently comprises of:

- Shri Shekhar Agarwal
- Smt. Sunita Mathur

However, in terms of SEBI press release no. 12/2019 dated 27th March, 2019, physical transfer of shares is not permitted with effect from 1st April, 2019.

Further, SEBI has come out with a circular dated 25th January, 2022, whereby it has stipulated that the processing of service request in relation to Issue of duplicate shares certificate, claim from Unclaimed Suspense Account, Renewal/ Exchange of shares certificate, Endorsement, Sub division/Splitting of shares, Certificate, Consolidation of shares certificates/ folios, transfer / transmission and Transposition would henceforth be carried out in dematerialized form only.

Senior Management

In terms of Clause 5B of Schedule V of SEBI (Listing Obligations and Disclosure Requirements) Regulations, 2015, the following are the particulars of Senior Management Personnel of the Company as on 31st March, 2024:

S. No.	Name	Designation
1	Shri Avinav Sharma	Chief Financial Officer & Company Secretary

There was no change in the Senior Management Personnel during the financial year ended 31st March, 2024. However, post closure of the financial year Shri Avinav Sharma resigned with effect from 3rd April, 2024, from the position of Chief Financial Officer and Company Secretary. Further Shri Avnish Maurya is appointed with effect from 20th May, 2024 as Chief Financial Officer and Company Secretary of the Company.

Independent Directors' Meeting

Pursuant to the Code of Independent Directors and Regulation 25(4) of the SEBI (Listing Obligations and Disclosure Requirements) Regulations, 2015, the meeting of the

Independent Directors was held on 14th February, 2024, without the attendance of Non- Independent Directors and members of management to inter-alia:

- Review the performance of Non-Independent Directors and the Board as a whole;
- Review the performance of the Chairperson of the Company, considering the views of Executive Directors and Non-Executive Directors; and
- Assess the quality, quantity and timeliness of flow of information between the Company management and the Board that is necessary for the Board to effectively and reasonably perform their duties.

Letter of Appointment

At the time of appointment, Independent Director is required to sign a duplicate copy of the letter of appointment issued by the Company, which contains the terms and conditions of his/ her appointment. The terms and conditions of the appointment of the Independent Directors are available on the Company's website at https://bttl.co.in/app_director_new.pdf.

Board Evaluation Mechanism

Upon recommendation of Nomination and Remuneration Committee, Board of Directors have devised an evaluation framework in line with the applicable provisions of Companies Act, 2013 and Listing Regulations, 2015 and has laid down the process, format, attributes and criteria which includes knowledge and experience in the field of textile industry, legal and finance etc. for performance evaluation of the Board of the Company, its Committees and the individual Board members (including Independent Directors). Board is responsible for undertaking a formal annual evaluation of its own performance, Committees and individual Directors with a view to review their functioning and effectiveness. During the year, the Board carried out the performance evaluation of itself, Committees and each of the Executive Directors/Non-executive Directors/Independent Directors excluding the Director being evaluated.

Performance evaluation of Independent Directors

Pursuant to the Code of Independent Directors and Listing Regulations, 2015, the performance evaluation of Independent Directors is to be done by the entire Board of Directors excluding the Director who is being evaluated. The criteria for the evaluation of performance are laid down in the Nomination and Remuneration policy of the Company.

As on 31st March, 2024, the Company has the following Independent Directors: Shri Rakesh Kumar Ojha, Smt.

Sunita Mathur and Shri Manish Gupta. The Directors expressed their satisfaction with the outcome of the evaluation process.

Management Discussion and Analysis

The Management Discussion and Analysis Report forms part of this Annual Report. During the financial year ended 31st March, 2024, there was no material financial or commercial transactions by the Company with its Promoters, Directors, Management or relatives, etc. that may have potential conflict with the interests of the Company at large.

General Meetings

The details of location and time of the Annual General Meeting held during the preceding three years are as follows:

Date of AGM/ Financial Year	Time	Location	Special resolution(s) passed
10 th September, 2021 (FY, 2020-21)	02:00 p.m.	Through Video Conferencing ("VC") / Other Audio-Visual Means ("OAVM"). The deemed venue of the AGM was: LNJ Nagar, Mordī, Bānswara, Rajasthan – 327001	Re-appointment of Shri Shekhar Agarwal as Chairman & Managing Director of the Company for a period of three years w.e.f. 1 st April, 2021.
31 st August, 2022 (FY, 2021-22)	11:30 a.m.	Through Video Conferencing ("VC") / Other Audio-Visual Means ("OAVM"). The deemed venue of the AGM was: LNJ Nagar, Mordī, Bānswara, Rajasthan – 327001	To consider the enhancement in limits of investments, loans, guarantees and securities by the company as per section 186 of the Companies Act, 2013.
26 th September, 2023 (FY, 2022-23)	02:00 p.m.	Through Video Conferencing ("VC") / Other Audio-Visual Means ("OAVM"). The deemed venue of the AGM was: LNJ Nagar, Mordī, Bānswara, Rajasthan – 327001	<ul style="list-style-type: none"> Re-appointment of Shri Shekhar Agarwal as Chairman & Managing Director of the Company for a period of three years w.e.f. 1st April, 2024. Appointment of Shri Manish Gupta as Independent Director of the Company for five years w.e.f 14th August 2023.

Postal Ballot

During the year ended 31st March 2024, no Resolution was passed through postal ballot.

Disclosures

a) Basis of Related Party Transactions

- During the period under review, there is no materially significant related party transaction (s) with any of the related parties.
- In accordance with applicable provisions of Companies Act, 2013 and Listing Regulations, 2015, requisite disclosure with respect to related party transactions is made to the Stock Exchange on the date of publication of financial results. The same is also updated on the website of the Company.

- Related party transactions are being done on an arm's length basis at prevailing market price and in the ordinary course of business and do not have any possible conflict with the interests of the Company. Approval of Audit Committee was taken for transactions entered into with related parties by the Company and the same were placed before the Audit Committee on quarterly basis for review and noting.
- As required by the Accounting Standards (Ind-AS-24), the details of Related Party Disclosures are given in Note 32 to the Financial Statement.

b) Disclosure of Accounting Treatment in Preparation of Financial Statements

The Company has followed the same accounting treatment as prescribed in the relevant Indian Accounting Standards while preparing the Financial Statements.

c) Risk Management

The Company has a well-defined risk management framework in place. Under this framework, the Management identifies and monitors business risks on a continuous basis and initiates appropriate risk mitigation steps as and when deemed necessary. The Company has established procedures to periodically place before the Board, risk assessment and minimization procedures being followed by the Company and steps taken by it to mitigate those risks through a properly defined framework.

d) Non-Compliance by the Company in Previous Years

No penalties/strictures were imposed on the Company by the Stock Exchange or SEBI or any statutory authority relating to capital markets during the last three years.

e) Initiatives on Prevention of Insider Trading Practices

The Company has a policy prohibiting Insider Trading in compliance with applicable regulations of the SEBI (Prohibition of Insider Trading) Regulations, 2015. The objective of this policy is to prevent purchase and sale of shares of the Company by an insider on the basis of Unpublished Price Sensitive Information. Necessary procedures have been laid down for Directors, officers and designated employees, for trading in the shares of the Company. To deal in shares, beyond specified limit, permission of compliance officer is required. The policy and the procedures are periodically communicated to the employees who are considered as insiders of the Company. Trading Window closure are intimated to all the Directors, designated employees and insiders, in advance, whenever required. During the year under review, the company maintained the structural digital database in line with the requirement of SEBI under PIT Regulation and obtained the compliance certificates from the Practicing Company Secretaries.

f) Compliance with Disclosure Requirements

The Company is fully compliant with the requirements of disclosure under SEBI (Listing Obligations and Disclosure Requirements) Regulations, 2015, and the Companies Act, 2013, as amended.

g) Discretionary Requirements

The Company has complied with all mandatory requirements prescribed by Listing Regulations, 2015 and the Company has also complied with below mentioned discretionary requirements as stated under Part E of Schedule II to the SEBI (Listing Obligations and Disclosure Requirements) Regulations, 2015:

- The Company's financial statements are not modified and the Company continues to adopt best practices to ensure the requirement of unmodified opinion.
- The reports of Internal Auditors of the company are placed directly before the Audit Committee.

h) Compliance with Corporate Governance requirements

The provisions related to Corporate Governance, as prescribed under SEBI (Listing Obligations and Disclosure Requirements) Regulations, 2015, are not applicable to the Company as the paid-up share capital and net worth of the company are below the stipulated thresholds of ₹10 Crore and ₹25 Crore respectively. However your company committed towards good corporate governance and gives disclosures on voluntary basis. A compliance certificate from M/s. Doogar & Associates, Chartered Accountants (Firm Registration No. 000561N), Statutory Auditors regarding compliance of the condition of Corporate Governance forms part of this Annual Report.

i) Whistle Blower Policy/ Vigil Mechanism

With the objective of pursuing the business in a fair and transparent manner by adopting the highest standards of professional honesty, integrity and ethical behaviour and to encourage and protect employees who wish to raise and report their genuine concerns about any unethical behaviour, actual or suspected fraud or violation of Company's Code of Conduct, the Company has adopted a Whistle Blower Policy. The Company has adopted a framework whereby the identity of the complainant is not disclosed and affirms that no person has been denied access to the Audit Committee. During the year, the Company did not receive any Whistle Blower complaint.

j) CEO and CFO Certification

In terms of Listing Regulations, 2015, the certification of CEO and CFO on the financial statements for the year forms part of this Annual Report.

k) Code of Conduct

The Company's Board has laid down a Code of Conduct for all Board members and Senior Management of the Company.

Commitment to ethical professional conduct is a must for every employee, including Board members and Senior Management Personnel of the Company. The Company is committed to conduct its business in accordance with the pertinent laws, rules and regulations and with the highest standards of business ethics. A copy of Code of Conduct, as amended from time to time, has been placed on the Company's website: www.bttdl.co.in. All members of the Board and Senior Management Personnel have affirmed compliance with the Code of Conduct for the year under review and a declaration to that effect, signed by CEO and CFO forms part of this Annual Report.

l) Disclosures by Board Members & Senior management

The Board members and senior management personnel make disclosures to the Board periodically regarding:

- their dealings in the Company's shares; and
- all material, financial, commercial and other transaction with the Company;
- where they have personal interest, stating that the said dealings and transactions, if any, have no potential conflict with the interests of the Company at large.

m) Material Subsidiary

The Company does not have any subsidiary. However, the policy of the same as approved by the Board of Directors is disclosed on the website of the Company at https://bttdl.co.in/dmospolicy_new.pdf

n) Means of Communication

Effective communication of information is considered to be a very essential component of Corporate Governance. The Company interacts with its shareholders through various means of communication i.e., print media, company's website, Annual Report etc.

o) Quarterly/ Half yearly / Annual Results

The quarterly, half yearly and annual results are sent immediately to the Stock Exchange after approval by the Board of Directors. The same are also displayed on Company's website at www.bttdl.co.in. The Company publishes its results, in accordance with Regulation 47 of SEBI (Listing Obligations and Disclosure Requirements) Regulations, 2015 as amended in at least one prominent national and one regional newspaper. The Company has a designated email-id bttdl.investor@lnjbhilwara.com.

p) Shareholders

Reappointment of Non-Independent Directors

Two Non-Independent Directors of your Company are liable to retire by rotation of these Directors, at least

one-third retires every year and if eligible, offer themselves for reappointment. This year, Shri Shantanu Agarwal is retiring by rotation and being eligible, offers himself for reappointment at the 17th Annual General Meeting.

Shri Shantanu Agarwal

Shri Shantanu Agarwal is a Non-Executive Director of the Company. He holds a degree in B.S. in Electrical and Computer Engineering from Carnegie Mellon University, USA, and a MBA from Wharton School of Business (University of Pennsylvania), USA. He joined the Board of the Company on 27th May, 2016. He is an industrialist with diversified business experience.

Details of Directorship held in other Public Limited Companies

Directors name	Name of the Company in which Directorship held*	Committee Chairmanship	Committee Membership
Shri Shantanu Agarwal	Maral Overseas Limited	-	Stakeholders Relationship Committee, Audit Committee

*Excludes Directorships in Private Limited Companies, Foreign Companies, Memberships of Management Committees of various Chambers, Bodies and Section 8 companies.

q) SEBI Complaints Redressal System (SCORES)

The investor complaints are processed in a centralised web-based complaints redress system.

r) Uploading on BSE

The quarterly, half yearly and annual financial results, compliances and all other corporate communications to the Stock Exchange are filed electronically on BSE Limited.

s) Disclosure on Website

The Company's website <https://bttdl.co.in> has a separate section "Investor Relations" where the information for the shareholders is available. Annual Report, financial result, shareholding pattern, Corporate Governance Report etc. are also available on the website of the company in user friendly manner. The Company ensures that the relevant provisions of Regulation 46 of the SEBI (Listing Obligations and Disclosure Requirements) Regulations, 2015, are complied with.

t) Outstanding GDRs/ADRs/Warrants or any Convertible instruments, conversion date and likely impact on equity
The Company has not issued any GDRs/ADRs/Warrants or any convertible instruments during the year under review.

u) Certificate of non-disqualification of Directors:

Pursuant to Regulation 34(3) and Schedule V Para C clause (10) (i) of the SEBI (Listing Obligations and Disclosure Requirements) Regulations, 2015, Ms. Manisha Gupta, Company Secretary in Practice vide their certificate dated 20th May, 2024 had confirmed that none of the Directors on the Board of the Company have been debarred or disqualified from being appointed or continuing as Directors of Companies by the Board/Ministry of Corporate Affairs or any such statutory authority. A certificate of non-disqualification of Directors is forming a part of this Annual Report.

v) General Shareholders Information:

i. Annual General Meeting:

Date : 20th September, 2024

Day : Friday

Time : 02:00 P.M.

Mode : Video Conferencing (VC) or Other Audio Visual Mean (OAVM)

Venue : The venue of meeting shall be deemed to be Registered Office of the Company at LNJ Nagar Mordi, Banswara, Rajasthan-327001.

vii. A. Stock Market Data: Share Price (in ₹) of Bhilwara Technical Textiles Limited at BSE in financial year 2023-24

Months	High	Low	Volume
April-2023	19.25	11.80	1128024
May-2023	17.74	14.00	320322
June-2023	16.46	13.67	1011190
July-2023	18.36	15.02	606184
August-2023	27.50	15.07	3553061
September-2023	27.50	22.81	862794
October-2023	32.99	25.15	905791
November-2023	36.87	27.12	654062
December-2023	43.67	34.16	656552
January-2024	50.19	36.30	570250
February-2024	49.89	36.00	611796
March-2024	48.40	33.25	292200

ii. Financial Calendar:

- Financial year : 1st April, 2023 to 31st March, 2024

For the year ended 31st March, 2024, results were announced on:

- 14th August, 2023 : First quarter
- 10th November, 2023 : Second quarter and Half year
- 14th February, 2024 : Third quarter and Nine months
- 20th May, 2024 : Fourth quarter and Annual.

For the financial year ending 31st March, 2024, quarterly results has been announced within 45 days from the end of each quarter.

iii. Date of Book Closure: 10th September, 2024 to 16th September, 2024. (Both days inclusive).

iv. Equity Dividend Payment Dates: Not Applicable

v. Listing of Equity Shares on Stock Exchange:

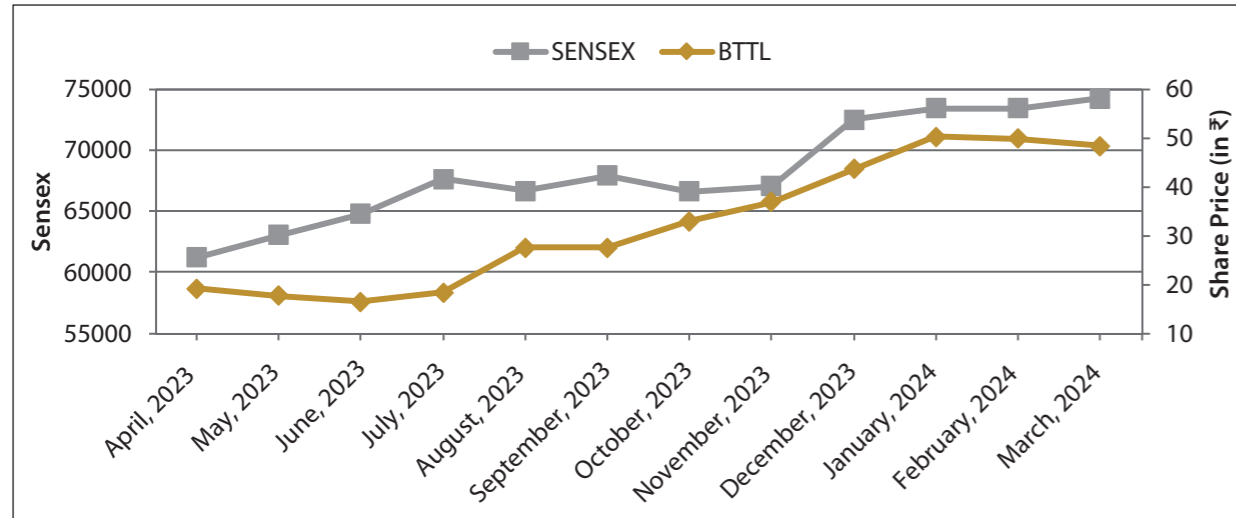
BSE Limited (BSE)- Phiroze Jeejeebhoy Towers, Dalal Street, Mumbai-400 001

Listing fee as prescribed has been paid to BSE Limited upto 31st March, 2025.

vi. Stock Code:

BSE Limited (BSE) : 533108

B. Comparative chart of Company's share price movement vis-a-vis movement of Sensex during the financial year 2023-24



viii. Shareholding Pattern

Shareholding Pattern as on 31st March, 2024

Categories	No. of Shares	Percentage
Promoters & Promoter Group	4,16,00,662	71.27
Public	94,38,265	16.17
Bodies Corporate	59,46,928	10.19
Foreign Companies	10,46,250	1.79
NRIs	2,06,350	0.35
Mutual Funds	52,638	0.09
Financial Institutions and Banks	31,768	0.06
Clearing Member	49,943	0.09
Trust	250	0.00
Foreign Portfolio Investors	250	0.00
Insurance Companies	1	0.00
Total	5,83,73,305	100.00

Distribution of Shareholding as on 31st March 2024:

Categories	No. of Shareholders	% of Shareholders	No. of Shares	% of Shareholding
up to 5000	11196	97.289	44,56,739	7.63
5001-10000	178	1.547	13,40,064	2.30
10001-20000	51	0.443	7,45,816	1.28
20001-30000	28	0.243	7,13,985	1.22
30001-40000	11	0.096	3,75,433	0.64
40001-50000	6	0.052	2,79,856	0.48
50001-100000	19	0.165	12,83,364	2.20
100001 and above	19	0.165	4,91,78,048	84.25
Total	11,508	100.00	5,83,73,305	100.00

Dematerialization of Shares and Liquidity

S. No.	Description	No. of Share holders	No. of Shares	% of Equity Shares
1	Central Depository Services (India) Limited (CDSL)	5122	58,62,572	10.04
2	National Securities Depository Limited (NSDL)	4039	5,17,58,596	88.67
3	Physical	2347	7,52,137	1.29
	Total	11,508	5,83,73,305	100.00

As on 31st March, 2024, 5,76,21,168 Equity Shares representing 98.71% of the total equity capital were held in dematerialised form. Trading in shares of the Company is permitted in dematerialised form only. The ISIN number for the Company's equity shares on NSDL and CDSL is INE274K01012.

ix. Registrar & Share Transfer Agent

BEETAL Financial & Computer Services Private Limited, is the Registrar & Share Transfer Agent of the Company. The Shareholders may contact BEETAL Financial & Computer Services (P) Limited for matters related to Share Transfers etc. at the following address:

**BEETAL Financial & Computer Services Private Limited
(Unit Bhilwara Technical Textiles Limited)**

Beetal House, 3rd Floor, 99 Madangir,
Behind Local Shopping Centre,
Near Dada Harsukhdas Mandir,
New Delhi – 110 062.
Phone No. : 011-29961281-83, Fax No. : 011-29961284
E-mail : beetalrta@gmail.com, beetal@beetalfinancial.com

x. Share Transfer System

As per provisions of Regulation 40 of SEBI (Listing Obligations and Disclosure Requirements) Regulations, 2015 as amended, the shares of the Company can only be transferred in dematerialized mode w.e.f. 1st April, 2019. Further, as per the SEBI Circular dated 25th January, 2022, the transmission or transposition of securities held in physical or dematerialized form shall be effected only in dematerialized form.

Matters related to issuance of duplicate shares/letter of confirmation, share transmission etc. were attended by the delegated authorities as and when required. As per the requirement of Regulation 40(9) of SEBI (Listing Obligations and Disclosure Requirements) Regulations, 2015 as amended, the Company has obtained yearly certificates from Practicing Company Secretary for due compliance of share transfer formalities.

Pursuant to Regulation 7(3) of the SEBI (Listing Obligations and Disclosure Requirements) Regulations, 2015, a

certificate at the end of financial year submitted to the Stock Exchanges duly signed by the compliance officer of the company and the authorized representative of the share transfer agent certifying that all activities in relation to both physical and electronic share transfer facility are maintained with the Registrar and Share Transfer Agent of the Company.

On mandatory furnishing of PAN, KYC, nomination, bank details etc. by shareholders, the SEBI issued various circulars read with master circular dated 17th May, 2023 and the latest being master circular dated 7th May, 2024 prescribing common & simplified norms for processing service requests from the shareholders/investors. Accordingly, the Company has from time to time sent communication to concerned shareholders requesting them to update their PAN, KYC, nomination, bank details and contact details.

The Company has sent latest communication by registered post to the concerned shareholders on 28th March, 2024 for updating the aforementioned details. The said communication is available long with SEBI circulars on website of the company www.btll.co.in.

Therefore, Shareholders who have yet not updated the above said information are requested to download the necessary Forms from the website of the Company i.e. <http://btll.co.in> under the path Investor Relations > Disclosure under Regulation 46 of Listing Regulation, 2015 > Intimation to Stock Exchange as per Reg. 30 of Listing Regulation > Procedure for Updation of PAN/KYC/ Nomination by Physical Shareholders and submit the same duly completed in all respect to Company's RTA – Beetal Financial & Computer Services (P) Limited, Unit: Bhilwara Technical Textiles Limited, Beetal House, 3rd Floor, 99 Madangir, Behind Local Shopping Centre, Near Dada Hasukhdas Mandir, New Delhi-110062 Tel.: 011-29961281-83, e-mail: beetalrta@gmail.com, beetal@beetalfinancial.com.

xi. Commodity Price Risk or Foreign Exchange Risk and Hedging activities

Foreign Exchange Risk and Hedging Activities

The Company does not have any exposure hedged through commodity derivatives except plain vanilla foreign exchange hedging.

Commodity Price Risk and Commodity Hedging Activities

In compliance with Regulation 34(3) read with clause 9(n) of Part C of Schedule V of SEBI LODR, 2015, the Company's exposure to commodity and commodity risks faced by the entity throughout the year:

- A. Total exposure of the listed entity to commodities in INR - Nil
- B. Exposure of the listed entity to various commodities

Commodity Name	Exposure in INR towards the particular commodity	Exposure in Quantity terms towards the particular commodity	% of such exposure hedged through commodity derivatives				
			Domestic market		International market		Total
			OTC	Exchange	OTC	Exchange	
NIL							

xii. Credit Rating

During the period under review, there was no credit rating obtained by the Company.

xiii. Address for Correspondence

Investor correspondence should be addressed to:

- Registrar & Share Transfer Agent**
 BEETAL Financial & Computer Services Private Limited
Unit : Bhilwara Technical Textiles Limited
 Beetal House, 3rd Floor, 99, Madangir, Behind Local Shopping Centre, Near Dada Harsukhdas Mandir, New Delhi – 110 062.
 Phone No. : 011-29961281-83
 Fax No. : 011-29961284
 E-mail : beetalrta@gmail.com, beetal@beetalfinancial.com
- Company Secretary**
 Bhilwara Technical Textiles Limited
 Bhilwara Towers, A-12, Sector 1, Noida, Uttar Pradesh-201301
 Phone Nos. : 0120-4390300, 4390000
 Fax Nos. : 0120-4277841, 4277842
 E-mail : bttl.investor@lnjbhilwara.com
- Registered Office**
 Bhilwara Technical Textiles Limited
 LNJ Nagar, Mordi, Banswara, Rajasthan – 327 001, India
 E-mail : bttl.investor@lnjbhilwara.com

xiv. Other information to the Shareholders

- a) **Green Initiative**
 As a responsible Corporate citizen, the Company welcomes the Green Initiative by sending communications/documents including Notices for General Meeting and Annual Reports from time to time in electronic mode to those members who have provided their e-mail addresses to their Depository Participants (DP).

Shareholders who have not registered their e-mail addresses are requested to register/update their e-mail addresses in respect of equity shares held by them in demat form with their respective DPs and in case of physical form with the Company.

- b) Disclosures in relation to Sexual Harassment of Women at Workplace (Prevention, Prohibition and Redressal) Act, 2013 are tabulated hereunder:

No. of Complaints Filed during the year	No. of Complaints Disposed off during the year	No. of Complaints Pending as at the end of the year
Nil		

- c) **Information pursuant to Regulation 34 (3) read with Part F of the SEBI (Listing Obligations and Disclosure Requirements) Regulations, 2015 as amended**

The Company transferred 1,72,295 equity shares in respect of 677 shareholders in the name of "Bhilwara Technical Textiles Limited – Unclaimed Suspense Account" on

23rd October, 2012 and these shares were subsequently dematerialised. As on 31st March, 2024 1,69,252 equity shares are still lying in the Unclaimed Suspense Account. The voting rights on these shares shall remain frozen till the rightful owner of such shares claims the shares.

d) Unpaid / Unclaimed Dividends

There was no unpaid/unclaimed dividend amount pending with the Company since the last seven years as the company has not declared any dividend since its inception. Accordingly, no amount of unpaid and/or unclaimed dividend and shares were transferred to the Demat account of IEPF Authority as per the provisions of Sections 124 and 125 of Companies Act, 2013 and read with Investor Education and Protection Fund (Accounting, Audit, Transfer and Refund) Rules 2016, as notified by the Ministry of Corporate Affairs.

- e) During the Financial Year 2023-24, the Company did not raise any funds through preferential allotment or qualified institutions placement.

- f) Total fees for all services paid by the Company on a consolidated basis to the Statutory Auditor are detailed in the notes to the Financial Statements.

- g) There were no recommendations of any Committee requiring mandatory approval of the Board, which were not accepted by the Board.
- h) The Company has not obtained any public funding in the last three years.
- i) The Company has no Outstanding Warrant /Convertible Instruments
- j) During the year under review the Company has not given any loan or advances to any firms / companies wherein the Directors of the company are interested.

For and on behalf of the Board
Bhilwara Technical Textiles Limited

Shekhar Agarwal
 Chairman & Managing
 Director and CEO
 DIN: 00066113

Date: 20th May, 2024
 Place: Noida (U.P.)

CERTIFICATION BY CHIEF EXECUTIVE OFFICER AND CHIEF FINANCIAL OFFICER OF THE COMPANY

We, Shekhar Agarwal, Chairman & Managing Director and Chief Executive Officer and Shri Avnish Maurya, Company Secretary, Compliance Officer & Chief Financial Officer, of Bhilwara Technical Textiles Limited, hereby certify to the Board that:

- (a) We have reviewed financial statements and the cash flow statement for the year 2023-24 and that to the best of our knowledge and belief:
 - (i) These statements do not contain any materially untrue statement or omit any material fact or contain statements that might be misleading;
 - (ii) These statements together present a true and fair view of the Company's affairs and are in compliance with existing accounting standards, applicable laws and regulations.
- (b) There are, to the best of our knowledge and belief, no transactions entered into by Bhilwara Technical Textiles Limited during the year which are fraudulent, illegal or violative of the Company's Code of Conduct.
- (c) We are responsible for establishing and maintaining internal controls for financial reporting in Bhilwara Technical Textiles Limited and we have evaluated the effectiveness of the internal control systems of the Company pertaining to financial reporting. We have disclosed to the auditors and the Audit Committee, deficiencies in the design or operation of such internal controls, if any, of which we are aware and the steps we have taken or propose to take to rectify these deficiencies.
- (d) We have indicated to the auditors and the Audit Committee
 - (i) Significant changes in internal control over financial reporting during the year;
 - (ii) Significant changes in accounting policies during the year and the same have been disclosed in the notes to the financial statements; and
 - (iii) Instances of significant fraud of which we have become aware and the involvement therein, if any, of the management or an employee having a significant role in the Company's internal control system.
- (e) We affirm that we have not denied any personnel access to the Audit Committee of the company (in respect of matters involving alleged misconduct).
- (f) We further declare that all Board members and designated senior management have affirmed compliance with the Code of Conduct for the current year.

Shekhar Agarwal
Chairman & Managing Director
and CEO
DIN: 00066113

Place: Noida (U.P.)
Date: 20th May, 2024

Avnish Maurya
Company Secretary, Compliance Officer
and Chief Financial Officer
Membership No. A49392

AUDITORS' CERTIFICATE REGARDING COMPLIANCE OF CONDITIONS OF CORPORATE GOVERNANCE

To
The Members of
Bhilwara Technical Textiles Limited

1. We Doogar & Associates, Chartered Accountants, the Statutory Auditor of Bhilwara Technical Textiles Limited ("the Company") have examined the compliance of conditions of Corporate Governance by the Company, for the year ended on 31st March 2024, as stipulated in Regulations 17 to 27 and Clauses (b) to (i) of Regulation 46(2) and para C, D and E of Schedule V of the SEBI (Listing Obligations and Disclosure Requirements) Regulations, 2015 ('the Listing Regulations').

Managements' Responsibility

2. The compliance of conditions of Corporate Governance is the responsibility of the Management. This responsibility includes the design, implementation and maintenance of internal control and procedures to ensure the compliance with the conditions of Corporate Governance stipulated in Listing Regulations.

Auditor's Responsibility

3. Our responsibility is limited to examining the procedures and implementation thereof, adopted by the Company for ensuring compliance with the conditions of the Corporate Governance. It is neither an audit nor an expression of opinion on the financial statements of the Company.
4. We have examined the books of account and other relevant records and documents maintained by the Company for the purposes of providing reasonable assurance in compliance with Corporate Governance requirements by the Company.
5. We have carried out an examination of the relevant records of the Company in accordance with the Guidance Note on Certification of Corporate Governance issued by the Institute of the Chartered Accountants of India (the ICAI), to the extent relevant, the Standards on Auditing specified under Section 143(10) of the Companies Act 2013, in so far as applicable for the purpose of this certificate and as per the Guidance Note on Reports or Certificates for Special Purposes issued by the ICAI which requires that we comply with the ethical requirements of the Code of Ethics issued by the ICAI.

6. We have complied with the relevant applicable requirements of the Standard on Quality Control (SQC) 1, Quality Control for Firms that Perform Audits and Reviews of Historical Financial Information, and Other Assurance and Related Services Engagements.

Opinion

7. Based on our examination of the relevant records and according to the information and explanations provided to us and the representations provided by the Management, we certify that the Company has complied with the conditions of Corporate Governance as stipulated in Regulations 17 to 27 and clauses (b) to (i) of Regulation 46(2) and para C and D of Schedule V to the Listing Regulations during the year ended 31st March, 2024.
8. We further state that such compliance is neither an assurance as to the future viability of the Company nor the efficiency or effectiveness with which the Management has conducted the affairs of the Company.

Restriction on use

9. The certificate is addressed and provided to the members of the Company solely for the purpose to enable the Company to comply with the requirement of the Listing Regulations, and it should not be used by any other person or for any other purpose. Accordingly, we do not accept or assume any liability or any duty of care for any other purpose or to any other person to whom this certificate is shown or into whose hands it may come without our prior consent in writing.

For **Doogar & Associates**
Chartered Accountants
Firm Registration No.000561N

Mukesh Goyal
Partner

M.No. 081810

UDIN: 24081810BKFMQ15902

Place: Noida, (U.P.)
Date: 20th May, 2024

CERTIFICATE OF NON-DISQUALIFICATION OF DIRECTORS

(Pursuant to Regulation 34(3) and Schedule V Para C clause (10)(i) of the SEBI
(Listing Obligations and Disclosure Requirements) Regulations, 2015)

To,
The Members of
Bhilwara Technical Textiles Limited
LNJ Nagar, Mordī Banswara,
Rajasthan-327001
CIN:-L18101RJ2007PLC025502

I have examined the relevant registers, records, forms, returns and disclosures received from the Directors of **Bhilwara Technical Textiles Limited** having CIN:- L18101RJ2007PLC025502 and having registered office at **LNJ Nagar, Mordī, Banswara, Rajasthan-327001** (hereinafter referred to as 'the Company'), produced before me by the Company for the purpose of issuing this Certificate, in accordance with Regulation 34(3) read with Schedule V Para-C Sub clause 10(i) of the Securities Exchange Board of India (Listing Obligations and Disclosure Requirements) Regulations, 2015.

In my opinion and to the best of my information and according to the verifications (including Directors Identification Number (DIN) status at the portal www.mca.gov.in) as considered necessary and explanations furnished to me by the Company & its officers, I hereby certify that none of the Directors on the Board of the Company as stated below for the Financial Year ending on 31st March, 2024 have been debarred or disqualified from being appointed or continuing as Directors of companies by the Securities and Exchange Board of India, Ministry of Corporate Affairs, or any such other Statutory Authority:

S. No.	Name of Director	DIN	Date of appointment in Company*
1	Shri Shekhar Agarwal	00066113	14/12/2007
2	Shri Riju Jhunjhunwala	00061060	14/12/2007
3	Shri Shantanu Agarwal	02314304	27/05/2016
4	Shri Rakesh Kumar Ojha	01997538	10/11/2021
5	Smt. Sunita Mathur	00008923	27/03/2015
6	Shri Manish Gupta	00573665	14/08/2023

*the date of appointment is as per the MCA Portal.

Ensuring the eligibility of for the appointment / continuity of every Director on the Board is the responsibility of the management of the Company. Our responsibility is to express an opinion on these based on our verification. This certificate is neither an assurance as to the future viability of the Company nor of the efficiency or effectiveness with which the management has conducted the affairs of the Company.

For Manisha Gupta & Associates
(Company Secretaries)

Manisha Gupta

Practicing Company Secretary

Mem. No. F6378

CP No. 6808

Place : Delhi
Date : 20th May, 2024
UDIN: F006378F000422191

INDEPENDENT AUDITORS' REPORT

To the Members of Bhilwara Technical Textiles Limited

Report on the Audit of the Standalone Financial Statements

Opinion

We have audited the accompanying standalone financial statements of **Bhilwara Technical Textiles Limited** ("the Company"), which comprises the Balance Sheet as at 31st March, 2024 and the Statement of Profit and Loss [including Other Comprehensive Loss], the Statement of Cash Flows and the Statement of Changes in Equity for the year then ended, and a summary of material accounting policies and other explanatory information.

In our opinion and to the best of our information and according to the explanations given to us, the aforesaid standalone financial statements give the information required by the Companies Act, 2013 ("the Act") in the manner so required and give a true and fair view in conformity with the Indian Accounting Standards prescribed under section 133 of the Act read with the Companies (Indian Accounting Standards) Rules, 2015, as amended, ("Ind AS") and other accounting principles generally accepted in India, of the state of affairs of the Company as at 31st March, 2024, and its profit, total comprehensive income, its cash flows and the changes in equity for the year ended on that date.

Basis for Opinion

We conducted our audit of the standalone financial statements in accordance with the Standards on Auditing specified under section 143(10) of the Act (SAs). Our responsibilities under those Standards are further described in the Auditor's Responsibility for the Audit of the Standalone financial statements section of our report. We are independent of the Company in accordance with the Code of Ethics issued by the Institute of Chartered Accountants of India (ICAI) together with the ethical requirements that are relevant to our audit of the standalone

financial statements under the provisions of the Act and the Rules made thereunder, and we have fulfilled our other ethical responsibilities in accordance with these requirements and the ICAI's Code of Ethics. We believe that the audit evidence obtained by us is sufficient and appropriate to provide a basis for our audit opinion on the financial statements.

Key Audit Matters

We have determined that there are no key audit matters to communicate in our report.

Information Other than the Standalone financial statements and Auditor's Report Thereon

- The Company's Board of Directors is responsible for the other information. The other information comprises the Director's report, but does not include the standalone financial statements and our auditor's report thereon. The Director's report is expected to be made available to us after the date of this Auditor's report.
- Our opinion on the standalone financial statements does not cover the other information and we do not and will not express any form of assurance conclusion thereon.
- In connection with our audit of the financial statements, our responsibility is to read the other information and, in doing so, consider whether the other information is materially inconsistent with the standalone financial statements or our knowledge obtained during the course of our audit or otherwise appears to be materially misstated.
- When we read the Director's report, if we conclude that there is a material misstatement therein, we are required to communicate the matter to those charged with governance as required under SA 720 'The Auditor's responsibilities Relating to Other Information'.

Management's responsibility for the standalone financial statements

The Company's Board of Directors is responsible for the matters stated in section 134(5) of the Act with respect to the preparation of these standalone financial statements that give a true and fair view of the financial position, financial performance including other comprehensive income, cash flows and changes in equity of the Company in accordance with the Ind AS and other accounting principles generally accepted in India. This responsibility also includes maintenance of adequate accounting records in accordance with the provisions of the Act for safeguarding the assets of the Company and for preventing and detecting frauds and other irregularities; selection and application of appropriate accounting policies; making judgments and estimates that are reasonable and prudent; and design, implementation and maintenance of adequate internal financial controls, that were operating effectively for ensuring the accuracy and completeness of the accounting records, relevant to the preparation and presentation of the financial statement that give a true and fair view and are free from material misstatement, whether due to fraud or error.

In preparing the financial statements, management is responsible for assessing the Company's ability to continue as a going concern, disclosing, as applicable, matters related to going concern and using the going concern basis of accounting unless management either intends to liquidate the Company or to cease operations, or has no realistic alternative but to do so.

Those Board of Directors are also responsible for overseeing the Company's financial reporting process.

Auditor's responsibility

Our objectives are to obtain reasonable assurance about whether the standalone financial statements as a whole are free from material misstatement, whether due to fraud or error, and to issue an auditor's report that includes our opinion. Reasonable assurance is a high level of assurance but is not a guarantee that an audit conducted in accordance with SAs will always detect a material misstatement when it exists. Misstatements can arise from fraud or error and are considered material if, individually or in the aggregate, they could reasonably be expected to influence the economic decisions of users taken on the basis of these financial statements.

As part of an audit in accordance with SAs, we exercise professional judgment and maintain professional skepticism throughout the audit. We also:

- Identify and assess the risks of material misstatement of the financial statements, whether due to fraud or error, design and perform audit procedures responsive to those risks, and obtain audit evidence that is sufficient and appropriate to provide a basis for our opinion. The risk of not detecting a material misstatement resulting from fraud is higher than for one resulting from error, as fraud may involve collusion, forgery, intentional omissions, misrepresentations, or the override of internal control.
- Obtain an understanding of internal financial control relevant to the audit in order to design audit procedures that are appropriate in the circumstances. Under section 143(3)(i) of the Act, we are also responsible for expressing our opinion on whether the Company has adequate internal financial controls system in place and the operating effectiveness of such controls.
- Evaluate the appropriateness of accounting policies used and the reasonableness of accounting estimates and related disclosures made by the management.
- Conclude on the appropriateness of management's use of the going concern basis of accounting and, based on the audit evidence obtained, whether a material uncertainty exists related to events or conditions that may cast significant doubt on the Company's ability to continue as a going concern. If we conclude that a material uncertainty exists, we are required to draw attention in our auditor's report to the related disclosures in the standalone financial statements or, if such disclosures are inadequate, to modify our opinion. Our conclusions are based on the audit evidence obtained up to the date of our auditor's report. However, future events or conditions may cause the Company to cease to continue as a going concern.
- Evaluate the overall presentation, structure and content of the financial statements, including the disclosures, and whether the standalone financial statements represent the underlying transactions and events in a manner that achieves fair presentation.

Materiality is the magnitude of misstatements in the standalone financial statements that, individually or in aggregate, makes it probable that the economic decisions of a reasonably knowledgeable user of the standalone financial statements may be influenced. We consider quantitative materiality and qualitative factors in (i) planning the scope of our audit work and in evaluating the results of our work; and (ii) to evaluate the effect of any identified misstatements in the financial statements.

We communicate with those charged with governance regarding, among other matters, the planned scope and timing of the audit and significant audit findings, including any significant deficiencies in internal control that we identify during our audit.

We also provide those charged with governance with a statement that we have complied with relevant ethical requirements regarding independence, and to communicate with them all relationships and other matters that may reasonably be thought to bear on our independence, and where applicable, related safeguards.

Report on other legal and regulatory requirements

1. As required by the Companies (Auditor's Report) Order, 2020 ("the Order"), issued by the Central Government of India in terms of sub-section (11) of Section 143 of the Act, we give in the "Annexure A" a statement on the matters specified in paragraphs 3 and 4 of the Order, to the extent applicable.
2. As required by Section 143(3) of the Act, based on our audit, we report that:
 - a. We have sought and obtained all the information and explanations which to the best of our knowledge and belief were necessary for the purposes of our audit.
 - b. In our opinion, proper books of account as required by law have been kept by the Company so far as it appears from our examination of those books.
 - c. The Balance Sheet, the Statement of Profit and Loss including Other Comprehensive Loss, the Statement of Cash Flows and Statement of Changes in Equity dealt with by this Report are in agreement with the relevant books of account.
 - d. In our opinion, the aforesaid standalone financial statements comply with the Ind AS specified under Section 133 of the Act.
 - e. On the basis of the written representations received from the directors as on 31st March, 2024 taken on record by the Board of Directors, none of the directors is disqualified as on 31st March, 2024 from being appointed as a director in terms of Section 164(2) of the Act.
 - f. With respect to the adequacy of the internal financial controls over financial reporting of the Company and

the operating effectiveness of such controls, refer to our separate Report in "Annexure B". Our report expresses an unmodified opinion on the adequacy and operating effectiveness of the Company's internal financial controls over financial reporting.

- g. With respect to the other matters to be included in the Auditor's Report in accordance with the requirements of section 197(16) of the Act, as amended,

In our opinion and to the best of our information and according to the explanations given to us, no remuneration was paid by the Company to its directors during the year and hence not commented upon

- h. With respect to the other matters to be included in the Auditor's Report in accordance with Rule 11 of the Companies (Audit and Auditors) Rules, 2014, as amended in our opinion and to the best of our information and according to the explanations given to us:

- i. The Company has no pending litigations as confirmed by the Management; therefore, there is no impact on its financial position in its financial statements;
- ii. The Company did not have any long-term contracts including derivative contracts for which there were any material foreseeable losses.
- iii. There were no amounts which were required to be transferred to the Investor education and Protection Fund by the Company.
- iv. A) The Management has represented that, to the best of its knowledge and belief as disclosed in the note 34(vi) to the Standalone Financial Statements, no funds (which are material either individually or in the aggregate) have been advanced or loaned or invested (either from borrowed funds or share premium or any other sources or kind of funds) by the Company to or in any other person or entity, including foreign entity ("Intermediaries"), with the understanding, whether recorded in writing or otherwise, that the Intermediary shall, whether, directly or indirectly lend or invest in other persons or entities identified in any manner whatsoever by or on behalf

of the Company ("Ultimate Beneficiaries") or provide any guarantee, security or the like on behalf of the Ultimate Beneficiaries;

- B) The Management has represented, that, to the best of its knowledge and belief as disclosed in the note 34(v) to the Standalone Financial Statements, no funds (which are material either individually or in the aggregate) have been received by the Company from any person or entity, including foreign entity ("Funding Parties"), with the understanding, whether recorded in writing or otherwise, that the Company shall, whether, directly or indirectly, lend or invest in other persons or entities identified in any manner whatsoever by or on behalf of the Funding Party ("Ultimate Beneficiaries") or provide any guarantee, security or the like on behalf of the Ultimate Beneficiaries;
- v. The company has not declared or paid any dividend during the year and has not proposed any final dividend for the year.

- vi. Based on our examination, which included test checks, the Company has used an accounting software for maintaining its books of account for the financial year ended 31st March, 2024 which has a feature of recording audit trail (edit log) facility and the same has operated throughout the year for all relevant transactions recorded in the software(s).

Reporting under Rule 11 (g) of the Companies (Audit and Auditors) Rules, 2014 on preservation of audit trail as per the statutory requirements for record retention will be commented in next financial year i.e; 2024-25 therefore this clause is not relevant for the financial year ended 31st March, 2024.

Based on the audit procedures that have been considered reasonable and appropriate in the circumstances, nothing has come to our notice that has caused us to believe that the representations under sub-clause (i) and (ii) of Rule 11(e), as provided under (a) and (b) above, contain any material misstatement.

For **Doogar & Associates**
Chartered Accountants
Firm Regn. No. 000561N

Mukesh Goyal
Partner
Membership No. 081810

Place: Noida (U.P)
Date: 20th May, 2024
UDIN: 24081810BKFMQR2182

"ANNEXURE A" TO THE INDEPENDENT AUDITOR'S REPORT TO THE MEMBERS OF BHILWARA TECHNICAL TEXTILES LIMITED

(Annexure referred to in our report of even date)

Report on the matters specified in paragraph 3 of the Companies (Auditor's Report) Order, 2020 ("the Order") issued by the Central Government of India in terms of section 143(11) of the Companies Act, 2013 ("the Act") as referred to in paragraph 1 of 'Report on Other Legal and Regulatory Requirements' section of our report of even date

- i. (a) The Company has maintained proper records showing particulars, including quantitative details and situation of fixed assets.
- (b) The Company has a programme of physical verification to ensure that all the assets are verified which, in our opinion, is reasonable having regard to the size of the company and the nature of its assets. Since the fixed assets were purchased during the year therefore no physical verification of fixed assets was required.
- (c) According to the information and explanation given to us and the records examined by us, the company is not having any immovable property as on 31st March, 2024.
- (d) The Company has not revalued any of its Property, Plant and Equipment and intangible assets during the year.
- (e) As per information and explanation given to us, no proceedings have been initiated during the year or are pending against the Company as at 31st March, 2024 for holding any benami property under the Benami Transactions (Prohibition) Act, 1988 (as amended in 2016) and rules made thereunder.
- ii. (a) As explained to us, as on the balance sheet date the inventories were lying with the third party for job work and which have been certified by the third party. No discrepancies were noticed.
- (b) According to the information and explanations given to us, at any point of time of the year, the Company has not been sanctioned any working capital facility from banks or financial institutions and hence reporting under clause (ii)(b) of the Order is not applicable
- iii. According to the information and explanations given to us, the company has not granted any loans, secured or unsecured to companies, firms, Limited Liability Partnerships or other parties covered in the register

maintained under section 189 of the Companies Act, 2013. Accordingly, the provisions of clause 3(iii) (a) to (f) of the Order are not applicable to the company and hence not commented upon.

- iv. In our opinion and according to the information and explanations given to us, there are no loans, investments, guarantees, and securities granted during the year in respect of which provisions of section 185 and 186 of the Companies Act 2013 are applicable and hence not commented upon.
- v. The Company has not accepted any deposits from the public within the meaning of directives issued by the Reserve Bank of India and provisions of sections 73 to 76 or any other relevant provisions of the Companies Act, 2013 and the rules framed thereunder.
- vi. According to the information and explanations given to us, the Central Government has not prescribed the maintenance of cost records under sub-section (1) of section 148 of the Companies Act, 2013 in respect of activities carried out by the Company.
- vii. (a) According to the information and explanations given to us and the records of the Company examined by us, in our opinion, the Company is regular in depositing undisputed statutory dues in respect of income tax, service tax, and other material statutory dues as applicable with the appropriate authorities. Further, there were no undisputed amounts outstanding at the year end for a period of more than six months from the date they became payable as at 31st March, 2024.
- (b) According to the information and explanations given to us and the records of the company examined by us, there are no statutory dues of income-tax, sales-tax, GST, service tax, duty of customs, duty of excise, value added tax which have not been deposited on account of a dispute.
- viii. According to the information and explanation given to us, there were no transactions relating to previously unrecorded income that have been surrendered or disclosed as income during the year in the tax assessments under the Income Tax Act, 1961 (43 of 1961).

- ix. (a) According to the information and explanation given to us, the company has not defaulted in repayment of loans or other borrowings or in the payment of interest thereon to any lender.
- (b) According to the information and explanation given to us, the Company has not been declared wilful defaulter by any bank or financial institution or government or any government authority.
- (c) According to the information and explanation given to us, the company has not obtained any term loans. Hence, reporting under clause 3(ix)(c) of the Order is not applicable.
- (d) On an overall examination of the standalone financial statements of the Company, funds raised on short-term basis have not been used during the year for long-term purposes by the Company.
- (e) The Company has not made any investment in or given any new loan or advances to its associates during the year and the Company does not have any Subsidiary or joint venture. Hence, reporting under clause 3(ix)(e) of the Order is not applicable.
- (f) The company has not raised loans during the year on the pledge of securities held in its associate companies and the Company does not have any Subsidiary or joint venture. Hence, reporting under clause 3(ix)(f) of the Order is not applicable.
- x. (a) According to the information and explanations given by the Management, the company has not raised any money of initial public offer/further public offer. hence reporting under clause 3(x)(a) of the order is not applicable to the company
- (b) During the year the Company has not made any preferential allotment or private placement of shares or convertible debentures (fully or partly or optionally) and hence reporting under clause 3(x)(b) of the Order is not applicable to the Company
- xi. (a) According to the information and explanations given to us and based on audit procedure followed, no fraud by the Company or on the Company by its officers or employees has been noticed or reported during the year;
- (b) No report under sub-section (12) of section 143 of the Companies Act has been filed in Form ADT-4 as prescribed under rule 13 of Companies (Audit and Auditors) Rules, 2014 with the Central Government, during the year and upto the date of this report.
- (c) According to the information and explanation given to us, there is no whistle-blower complaints received during the year by the company.
- xii. The Company is not a Nidhi Company and hence reporting under clause (xii) of the Order is not applicable.
- xiii. According to the information and explanation given to us and based on our examination of the records of the company, transactions with the related parties are in compliance with section 177 & 188 of Companies Act, 2013 where applicable and the details of such transactions have been disclosed in the standalone financial statements as required by the applicable Accounting Standards;
- xiv. (a) In our opinion the Company has an adequate internal audit system commensurate with the size and the nature of its business.
- (b) We have considered, the internal audit reports for the year under audit, issued to the Company during the year and till date, in determining the nature, timing and extent of our audit procedures.
- xv. According to the information and explanation given to us and based on our examination of the records of the company, the Company has not entered into any non-cash transactions with its Directors or persons connected with its directors. and hence provisions of section 192 of the Companies Act, 2013 are not applicable to the Company.
- xvi. (a) As per the information and explanation given to us, the Company is not required to be registered under section 45-IA of the Reserve Bank of India Act, 1934. Hence, reporting under clause 3(xvi)(a), (b) and (c) of the Order is not applicable.
- (b) As per the information and explanation given to us, there is no core investment company (as defined in the Core Investment Companies (Reserve Bank) Directions, 2016) and accordingly reporting under clause 3(xvi)(d) of the Order is not applicable.
- xvii. The Company has not incurred cash loss during the financial year covered by our audit and in the immediately preceding financial year.
- xviii. There has been no resignation of the statutory auditors of the Company during the year.
- xix. On the basis of the financial ratios, ageing and expected dates of realisation of financial assets and payment of financial liabilities, other information accompanying the standalone financial statements and our knowledge of the Board of Directors and Management plans and based on our examination of the evidence supporting the assumptions, nothing has come to our attention, which causes us to believe that any material uncertainty exists as on the date of the audit report indicating that Company is not capable of meeting its liabilities existing at the date of balance sheet as and when they fall due within a period of one year from the balance sheet date. We, however, state that this is not an assurance as to the future viability of the Company. We further state that our reporting is based on the facts up to the date of the audit report and we neither give any guarantee nor any assurance that all liabilities falling due within a period of one year from the balance sheet date, will get discharged by the Company as and when they fall due.
- xx. The company is not having any obligation under section 135 of the Companies Act'2013 Accordingly, reporting under clause 3(xx)(a) and 3(xx)(b) of the Order are not applicable for the year.

Place: Noida (U.P)
Date: 20th May, 2024
UDIN: 24081810BKFMQR2182

For Doogar & Associates
Chartered Accountants
Firm Regn. No. 000561N

Mukesh Goyal
Partner
Membership No. 081810

“ANNEXURE B” TO THE INDEPENDENT AUDITOR’S REPORT TO THE MEMBERS OF BHILWARA TECHNICAL TEXTILES LIMITED ON FINANCIAL STATEMENTS

Report on the Internal Financial Controls under Clause (i) of Sub-section 3 of Section 143 of the Companies Act, 2013 (“the Act”) as referred to in paragraph 1(f) of ‘Report on Other Legal and Regulatory Requirements’ section

We have audited the internal financial controls over financial reporting of **Bhilwara Technical Textiles Limited** (“the Company”) as of 31st March, 2024 in conjunction with our audit of the standalone financial statements of the Company for the year ended on that date.

Management’s Responsibility for Internal Financial Controls

The Company’s management is responsible for establishing and maintaining internal financial controls based on the internal control over financial reporting criteria established by the Company considering the essential components of internal control stated in the Guidance Note on Audit of Internal Financial Controls over Financial Reporting issued by the Institute of Chartered Accountants of India. These responsibilities include the design, implementation and maintenance of adequate internal financial controls that were operating effectively for ensuring the orderly and efficient conduct of its business, including adherence to company’s policies, the safeguarding of its assets, the prevention and detection of frauds and errors, the accuracy and completeness of the accounting records, and the timely preparation of reliable financial information, as required under the Companies Act, 2013.

Auditor’s Responsibility

Our responsibility is to express an opinion on the Company’s internal financial controls over financial reporting based on our audit. We conducted our audit in accordance with the Guidance Note on Audit of Internal Financial Controls Over Financial Reporting (the “Guidance Note”) and the Standards on Auditing specified under section 143(10) of the Companies Act, 2013, to the extent applicable to an audit of internal financial controls, both applicable to an audit of Internal Financial Controls and, both issued by the Institute of Chartered Accountants of India. Those Standards and the Guidance Note require that we comply with ethical requirements and plan and perform the audit to obtain reasonable assurance about whether adequate internal

financial controls over financial reporting was established and maintained and if such controls operated effectively in all material respects.

Our audit involves performing procedures to obtain audit evidence about the adequacy of the internal financial controls system over financial reporting and their operating effectiveness. Our audit of internal financial controls over financial reporting included obtaining an understanding of internal financial controls over financial reporting, assessing the risk that a material weakness exists, and testing and evaluating the design and operating effectiveness of internal control based on the assessed risk. The procedures selected depend on the auditor’s judgement, including the assessment of the risks of material misstatement of the financial statements, whether due to fraud or error.

We believe that the audit evidence we have obtained is sufficient and appropriate to provide a basis for our audit opinion on the internal financial controls system over financial reporting.

Meaning of Internal Financial Controls over Financial Reporting

A company’s internal financial control over financial reporting is a process designed to provide reasonable assurance regarding the reliability of financial reporting and the preparation of standalone financial statements for external purposes in accordance with generally accepted accounting principles. A company’s internal financial control over financial reporting includes those policies and procedures that (1) pertain to the maintenance of records that, in reasonable detail, accurately and fairly reflect the transactions and dispositions of the assets of the company; (2) provide reasonable assurance that transactions are recorded as necessary to permit preparation of standalone financial statements in accordance with generally accepted accounting principles, and that receipts and expenditures of the company are being made only in accordance with authorizations of management and directors of the company; and (3) provide reasonable assurance regarding prevention or timely detection of unauthorized acquisition, use, or disposition of the company’s assets that could have a material effect on the financial statements.

Inherent Limitations of Internal Financial Controls over Financial Reporting

Because of the inherent limitations of internal financial controls over financial reporting, including the possibility of collusion or improper management override of controls, material misstatements due to error or fraud may occur and not be detected. Also, projections of any evaluation of the internal financial controls over financial reporting to future periods are subject to the risk that the internal financial control over financial reporting may become inadequate because of changes in conditions, or that the degree of compliance with the policies or procedures may deteriorate.

Place: Noida (U.P)

Date: 20th May, 2024

UDIN: 24081810BKFMQR2182

Opinion

In our opinion, the Company has, in all material respects, an adequate internal financial controls system over financial reporting and such internal financial controls over financial reporting were operating effectively as at 31st March, 2024 based on the internal control over financial reporting criteria established by the Company considering the essential components of internal control stated in the Guidance Note on Audit of Internal Financial Controls Over Financial Reporting issued by the Institute of Chartered Accountants of India.

For **Doogar & Associates**
Chartered Accountants
Firm Regn. No. 000561N

Mukesh Goyal
Partner
Membership No. 081810

Standalone Balance Sheet as at 31st March, 2024

(₹ in Lakh)

Particulars	Notes	As at 31 st March, 2024	As at 31 st March, 2023
ASSETS			
Non-Current Assets			
(a) Property, Plant & Equipment	3	0.17	0.40
(b) Financial Assets			
(i) Investments	4	1,433.92	1,374.93
(c) Other Non Current Assets	5	3.92	4.12
Total Non-Current Assets		1,438.01	1,379.45
Current Assets			
(a) Inventories	6	43.37	85.01
(b) Financial assets			
(i) Investments	7	827.92	804.84
(ii) Trade receivables	8	62.10	14.03
(iii) Cash and cash equivalents	9	30.21	52.52
(iv) Bank balances other than above (iii)	10	15.00	27.57
(v) Other financial assets	11	0.79	1.28
(c) Current Tax Asset (net)	12	1.96	-
(d) Other current assets	13	39.48	24.23
Total Current Assets		1,020.83	1,009.48
Total Assets		2,458.84	2,388.93
EQUITY AND LIABILITIES			
Equity			
(a) Equity share capital	14	583.73	583.73
(b) Other Equity	15	1,753.15	1,621.59
Total Equity		2,336.88	2,205.32
Liabilities			
Non-Current Liabilities			
(a) Deferred Tax Liabilities	19	33.21	17.76
(b) Other Non current Liabilities		-	-
Total non-current Liabilities		33.21	17.76
Current liabilities			
(a) Financial liabilities			
(i) Borrowings			
(ii) Trade payables			
-Total outstanding dues of micro enterprises and small enterprises	17	0.03	55.36
-Total outstanding dues of Trade Payables other than micro enterprises and small enterprises	17	69.51	19.59
(iii) Other Financial Liabilities	18	18.04	21.02
(b) Current Tax Liabilities (net)	12	-	2.25
(c) Other current liabilities	16	1.17	67.63
Total Current Liabilities		88.75	165.85
Total Liabilities		121.96	183.61
Total Equity and liabilities		2,458.84	2,388.93

See Accompanying notes to the standalone financial statements

1-35

In terms of our report attached
As per our report of even date
For Doogar & Associates
Chartered Accountants
Firm Regn. No. 000561N

For and on behalf of the Board of Directors
BHILWARA TECHNICAL TEXTILES LIMITED

Mukesh Goyal
Partner
Membership No. 081810

Shekhar Agarwal
Chairman & Managing Director and CEO
DIN : 00066113

Shantanu Agarwal
Director
DIN : 02314304

Place: Noida (U.P.)
Date: 20th May, 2024

Avnish Maurya
Company Secretary & Chief Financial Officer
Membership No. A49392

Standalone Statement of Profit and Loss for the year ended 31st March, 2024

(₹ In Lakh except per share data)

Particulars	Notes	Year ended 31 st March, 2024	Year ended 31 st March, 2023
1. Revenue from Operations	20	1,437.07	1,252.71
2. Other Income	21	164.36	167.88
3. Total Income (1+2)		1,601.43	1,420.59
4. Expenses			
a. Cost of materials consumed	22	754.11	569.12
b. Purchases of Goods for Trading	22	262.02	267.96
c. Changes in inventories of finished goods, work in progress and stock in trade	23	33.63	100.25
d. Employee benefit expense	24	16.43	17.70
e. Finance Cost	25	0.82	1.08
f. Depreciation and amortisation	3	0.23	0.23
g. Other expenses	26	366.80	262.20
Total Expenses		1,434.04	1,218.54
Profit/Loss before exceptional item and tax (3-4)		167.39	202.05
Exceptional items		-	-
5. Profit before tax from continuing operations		167.39	202.05
6. Tax expense	27		
a. Current tax		19.09	39.62
b. Adjustment for earlier years		0.57	13.19
c. Deferred tax		15.63	4.42
Total tax expense		35.29	57.23
7. Profit for the Period (5-6)		132.10	144.82
8. Other comprehensive income/(loss)			
(i) Items that will be reclassified to statement of profit or loss - Fair Value gain/(loss) on Cash flow hedges		(0.72)	(1.43)
(ii) Income tax relating to items that will be reclassified to statement of profit or loss		0.18	0.36
Total other comprehensive income		(0.54)	(1.07)
9. Total comprehensive income for the Period (7+8)		131.56	143.75
Earnings per equity share			
(Face value ₹1 per share)			
- Basic (in ₹)	28	0.23	0.25
- Diluted (in ₹)		0.23	0.25

See Accompanying notes to the standalone financial statements

1-35

In terms of our report attached
As per our report of even date
For Doogar & Associates
Chartered Accountants
Firm Regn. No. 000561N

For and on behalf of the Board of Directors
BHILWARA TECHNICAL TEXTILES LIMITED

Mukesh Goyal
Partner
Membership No. 081810

Shekhar Agarwal
Chairman & Managing Director and CEO
DIN : 00066113

Shantanu Agarwal
Director
DIN : 02314304

Place: Noida (U.P.)
Date: 20th May, 2024

Avnish Maurya
Company Secretary & Chief Financial Officer
Membership No. A49392

Standalone Statement of Cash Flow for the year ended 31st March, 2024

(₹ in Lakh)

Particulars	Year ended 31 st March, 2024	Year ended 31 st March, 2023
A. Cash flow from operating activities		
Profit for the year ended before tax	167.39	202.05
Adjustments for:		
Depreciation	0.23	0.23
Interest income	(1.10)	(5.53)
Provision/Liability no longer required written back	(0.28)	-
Finance Cost	0.82	1.08
Remeasurement of Investment	(94.39)	(23.35)
Operating Profit/(Loss) before working capital change	72.66	174.48
Movements in working capital:		
Adjustments for (increase) / decrease in operating assets:		
Inventories	41.64	77.92
Trade receivables	(48.07)	78.97
Other Current Assets	(15.05)	3.13
Other financial assets	0.49	1.51
Adjustments for increase / (decrease) in operating liabilities:		
Trade payables	(5.41)	70.25
Other financial liabilities	(2.69)	(4.63)
Other current liabilities	(67.00)	24.84
Other Non current Liabilities	-	-
Cash generated/(used in) from operations before tax	(23.43)	426.47
Income tax paid	(23.83)	(41.62)
Net cash generated/(used in) operating activities (A)	(47.26)	384.85
B. Cash flow from investing activities		
Investments in Mutual Funds, Equity, Bonds, Debt	12.33	(350.69)
(Increase)/Decrease in Bank deposit	12.57	16.72
Interest received	0.87	5.71
Net cash generated by/(used in) investing activities (B)	25.77	(328.26)

Standalone Statement of Cash Flow for the year ended 31st March, 2024 (Contd.)

(₹ in Lakh)

Particulars	Year ended 31 st March, 2024	Year ended 31 st March, 2023
C. Cash flow from financing activities		
Repayment of working capital loan	-	(8.07)
Interest paid	(0.82)	(1.08)
Net cash generated by/(used in) financing activities (C)	(0.82)	(9.15)
Net Increase/(decrease) in Cash and cash equivalents (A+B+C)	(22.31)	47.45
Cash and cash equivalents at the beginning of the year	52.52	5.07
Cash and cash equivalents at the year ended	30.21	52.52

See Accompanying notes to the standalone financial statements 1-35

In terms of our report attached
As per our report of even date
For Doogar & Associates
Chartered Accountants
Firm Regn. No. 000561N

Mukesh Goyal
Partner
Membership No. 081810

Shekhar Agarwal
Chairman & Managing Director and CEO
DIN : 00066113

For and on behalf of the Board of Directors
BHILWARA TECHNICAL TEXTILES LIMITED

Shantanu Agarwal
Director
DIN : 02314304

Place: Noida (U.P.)
Date: 20th May, 2024

Avnish Maurya
Company Secretary & Chief Financial Officer
Membership No. A49392

Standalone Statement of **Changes in Equity** for the Year ended 31st March, 2024

a. Equity Share Capital

Current reporting period 31st March 2024 (₹ in Lakh)

Balance at the beginning of the current reporting period		Changes in Equity Share Capital due to prior period errors		Restated balance at the beginning of the current reporting period		Changes in equity share capital during the current year		Balance at the end of the current reporting period	
No. of Shares	Amount	No. of Shares	Amount	No. of Shares	Amount	No. of Shares	Amount	No. of Shares	Amount
58373305	583.73	-	-	58373305	583.73	-	-	58373305	583.73

Previous reporting period 31st March 2023 (₹ in Lakh)

Balance at the beginning of the previous reporting period		Changes in Equity Share Capital due to prior period errors		Restated balance at the beginning of the previous reporting period		Changes in equity share capital during the previous year		Balance at the end of the previous reporting period	
No. of Shares	Amount	No. of Shares	Amount	No. of Shares	Amount	No. of Shares	Amount	No. of Shares	Amount
58373305	583.73	-	-	58373305	583.73	-	-	58373305	583.73

b. Other Equity

Current reporting period ending 31st March 2024 (₹ in Lakh)

Particulars	Reserves and Surplus		Other Comprehensive Income	Total
	Retained Earnings	Securities Premium	Effective portion of Cash Flow Hedge	
Balance at the beginning of year 01 st April 2023	1,533.57	87.48	0.54	1,621.59
Changes in accounting policy or prior period errors	-	-	-	-
Total Comprehensive Income for the current year	-	-	(0.54)	(0.54)
Dividends	-	-	-	-
Transfer to retained earnings	132.10	-	-	132.10
Any other change	-	-	-	-
Balance at the end of the year 31st March 2024	1,665.66	87.48	0.00	1,753.15

Previous reporting period ending 31st March 2023 (₹ in Lakh)

Particulars	Reserves and Surplus		Other Comprehensive Income	Total
	Retained Earnings	Securities Premium	Effective portion of Cash Flow Hedge	
Balance at the beginning of the year 01 st April 2022	1,388.75	87.48	1.61	1,477.84
Changes in accounting policy or prior period errors	-	-	-	-
Total Comprehensive Income for the previous year	-	-	(1.07)	(1.07)
Dividends	-	-	-	-
Transfer to retained earnings	144.82	-	-	144.82
Any other change	-	-	-	-
Balance at the end of the year 31st March 2023	1,533.57	87.48	0.54	1,621.59

Standalone Statement of **Changes in Equity** for the Year Ended 31st March, 2024

Note: Nature and purpose of Reserves:

Securities Premium

Amounts received on issue of shares in excess of the par value has been classified as securities premium. The reserve is utilised in accordance with the provision of the companies Act, 2013.

General Reserve

This represents appropriation of profit after tax by the company.

Retained Earnings

This reserve represents undistributed accumulated earnings of the Company as on the balance sheet date.

Cash flow hedge reserve

This reserve represents the cumulative effective portion of changes in fair value of derivatives that are designated as Cash Flow Hedges. It will be reclassified to profit & loss or included in the carrying amount of the non-financial asset in accordance with the company's accounting policy.

See Accompanying notes to the standalone financial statements 1-35

In terms of our report attached

As per our report of even date

For Doogar & Associates

Chartered Accountants

Firm Regn. No. 000561N

Mukesh Goyal

Partner

Membership No. 081810

Shekhar Agarwal

Chairman & Managing Director and CEO

DIN : 00066113

Shantanu Agarwal

Director

DIN : 02314304

Avnish Maurya

Company Secretary & Chief Financial Officer

Membership No. A49392

Place: Noida (U.P.)

Date: 20th May, 2024

Notes to the **Standalone Financial Statements** for the year ended 31st March, 2024

1. Corporate Information

Bhilwara Technical Textiles Limited ("the Company") is a public limited company incorporated under the provision of the Companies Act, 1956, pursuant to the Scheme of De-merger of 'Strategic Investment Division' of the "M/s. RSWM Ltd." The Company has its primary listing on the BSE Limited in India.

The company's main objects envisage carrying on business in various Textile Products. Currently, the Company is engaged in the business of trading of yarns. In view of the current operation and according to the management the company constitute a single segment and accordingly there are no reportable segments in accordance with the requirement of Indian Accounting Standard (Ind AS) 108 on "Operating Segment Reporting" notified under the Companies (Indian Accounting Standard) Rules, 2015.

Bhilwara Technical Textiles Limited (BTTL) already holds substantial stake in equity share capital of BMD Private Limited which is an Associate Company of BTTL. BMD Private Limited is a leading manufacturer of high performance specialized furnishing fabrics for automotives, contract furnishing, flame retardant fabric & air texturized yarn. BMD Pvt. Ltd. has also forayed in the Wind Power and Solar Power Generation which also gives the Company indirect exposure in the renewable energy sector. BMD has a continuous track record of good performance and maintains leadership for its products in OE Segment.

The standalone financial statement for the year ended 31st March, 2024 is approved for issue by the Company's Board of Directors on 20th May, 2024.

1.1. Statement of Compliance

The financial statements are the individual financial statement which are prepared in accordance with Indian Accounting Standards (Ind AS), as prescribed under section 133 of the Companies Act, 2013('the Act') (to the extent notified) read with the Rule 3 of the Companies (Indian Accounting Standard) Rules 2015 and relevant amendment rules issued thereafter. These Ind AS had been adopted w.e.f. 1st April, 2017 as notified by Ministry of Corporate Affairs under the Companies (Indian Accounting Standards) Rules, 2015.

1.2. Basis of preparation and presentation

The Financial Statements have been prepared on historical cost basis except for following that are measured at fair value:

- Certain financial assets and liabilities (including derivative instruments).

Historical cost is generally based on the fair value of the consideration given in exchange for goods and services.

1.3. Operating cycle

The Company's operating cycle is 12 months starting from 1st April to 31st March.

1.4. Functional and Presentation Currency

The financial statements are presented in Indian Rupees, which is the functional currency of the Company and the currency of the primary economic environment in which the Company operates. All values are rounded to the nearest Lakhs (INR 00,000) except when otherwise indicated.

2. Material Accounting Policies:

2.1. Classification of Assets and Liabilities as Current and Non-Current

Assets are classified as current when any of following criteria are satisfied:

- it expects to realise the asset, or intends to sell or consume it, in its normal operating cycle;
- it holds the asset primarily for the purpose of trading;
- it expects to realise the asset within twelve months after the reporting period;
- the asset is cash or a cash equivalent unless the asset is restricted from being exchanged or used to settle a liability for at least twelve months after the reporting period.

All other assets are classified as non-current

Liabilities are classified as current when any of following criteria are satisfied:

- expects to settle the liability in its normal operating cycle;

Notes to the **Standalone Financial Statements** for the year ended 31st March, 2024

- it holds the liability primarily for the purpose of trading;
- the liability is due to be settled within twelve months after the reporting period; or
- it does not have an unconditional right to defer settlement of the liability for at least twelve months after the reporting period. Terms of a liability that could, at the option of the counterparty, result in its settlement by the issue of equity instruments do not affect its classification.

All other liabilities are classified as non-current.

2.2. Revenue recognition

Revenue from contracts with customers for sale of goods or services is recognised when the Company satisfies performance obligation by transferring promised goods or services to the customer at an amount that reflects the consideration which the Company is expected to be entitled to in exchange for those goods or services.

Sale of goods

Sale of goods: Revenue from sale of products is recognized when the control on the goods have been transferred to the customer. The performance obligation in case of sale of product is satisfied at a point in time i.e., when the material is shipped to the customer or on delivery to the customer, as may be specified in the contract.

Revenue from the sale of goods is measured at the transaction price, which is adjusted for, net of returns and allowances, trade discounts and volume rebates/claims etc. Sales exclude Value added tax/sales tax / Service Tax / Goods & Service Tax

Other Operating Income

Incentives on exports and other Government incentives related to operations are recognised in books after due consideration of certainty of utilization/receipt of such incentives.

Interest income

Interest income from a financial asset is recognised using effective interest rate (EIR) method.

EIR is the rate that exactly discounts the estimated future cash payments or receipts over the expected life of the financial instrument or a shorter period, where

appropriate, to the gross carrying amount of the financial asset or to the amortised cost of a financial liability. When calculating the effective interest rate, the Company estimates the expected cash flows by considering all the contractual terms of the financial instrument (for example, prepayment, extension, call and similar options) but does not consider the expected credit losses. Interest income is included in finance income in the statement of profit and loss.

Dividend Income

Revenue is recognised when the Company's right to receive the payment has been established, which is generally when shareholders approve the dividend.

2.3 Inventories

Inventories including goods-in-transit are valued at lower of cost and estimated net realisable value. However, Raw materials and other items held for use in the production of inventories are not written down below cost if the finished products in which they will be incorporated are expected to be sold at or above cost.

Traded goods:

Cost includes cost of purchase and other costs incurred in bringing the inventories to their present location and condition. Cost is determined on weighted average basis.

2.4 Property, Plant and Equipment (PPE)

Recognition and measurement

Property, plant and equipment (PPE) are carried at cost less accumulated depreciation and accumulated impairment losses, if any.

The cost of Property, plant and equipment (PPE) comprises its purchase price including any import duties and nonrefundable taxes and net of any trade discounts and rebates. It also includes any directly attributable expenditure on making the asset ready for its intended use, other incidental expenses, present value of decommissioning costs (where there is a legal or constructive obligation to decommission) and interest on borrowings attributable to acquisition of qualifying assets up to the date the asset is ready for its intended use.

The company identifies and determines the cost of each component/ part of the asset separately, if the component / part has a cost which is significant to the total cost of

Notes to the Standalone Financial Statements for the year ended 31st March, 2024

asset and has useful life, that is materially different from that of remaining assets.

Items of stores and spares that meet the definition of property, plant & equipment are capitalised at cost and depreciated over the useful life of asset. Otherwise such items are classified as inventories.

Subsequent expenditure

Subsequent expenditure on fixed assets after its purchase / completion is capitalised only if such expenditure results in an increase in the future benefits from such asset beyond its previously assessed standard of performance.

For following class of assets, based on internal assessment and technical evaluation, the management has assessed the useful lives of computer and laptop. Management believes that the useful lives as given below, best represent the period over which these assets are expected to be used.

Asset Class	Useful Life	Useful Life indicated under Part C of Schedule II
Computers & Software	3 – 6 years	3 – 6 years

Residual value in respect of computers provided under the company employee benefit scheme is considered in accordance with the said scheme and is higher than 5% of the original cost of the assets.

Depreciation commences when the assets are available for intended use and is being calculated on monthly basis.

Impairment

Property, plant and equipment are tested for impairment whenever events or changes in circumstances indicate that an asset may be impaired. If an impairment loss is determined, the remaining useful life of the asset is also subject to adjustment.

An impairment loss is recognised in the Statement of Profit and Loss to the extent, asset's carrying amount exceeds its recoverable amount. The recoverable amount is higher of an asset's fair value less cost of disposal and value in use. Value in use is based on the estimated future cash flows, discounted to their present value using pre-tax discount rate that reflects current market assessments of the time value of money and risk specific to the assets.

The impairment loss recognised in prior accounting period is reversed if there has been a change in the estimate of recoverable amount.

Depreciation

Depreciation is recognised for Property, Plant and Equipment (PPE) so as to write-off the cost less residual values over their estimated useful lives. The estimated useful lives, residual values and depreciation method are reviewed at the end of each reporting period, with the effect of any changes in estimate accounted for on a prospective basis taking into account commercial and technological obsolescence as well as normal wear and tear.

Depreciation on tangible assets is provided on straight line method over the useful life of the assets.

Derecognition of PPE

An item of property, plant and equipment and any significant part initially recognised is derecognised upon disposal or when no future economic benefits are expected from its use or disposal. Any gain or loss arising on de-recognition of the asset (calculated as the difference between the net disposal proceeds and the carrying amount of the Property, Plant and Equipment) is recognized in profit or loss when the Property, Plant and Equipment is derecognized.

2.5 Investments in Associates

An associate is an entity over which the Company has significant influence. Significant influence is the power to participate in the financial and operating policy decisions of the investee but is not control or joint control over those policies. The investment in associates are carried at cost less impairments. The cost comprises price paid to acquire investment and directly attributable cost.

2.6 Foreign currencies

The Company's financial statements are presented in INR.

Transactions and balances

In preparing the financial statements, transactions in foreign currencies are recognised at the rates of exchange prevailing at the dates of the transactions.

Notes to the Standalone Financial Statements for the year ended 31st March, 2024

Exchange differences arising on foreign exchange transactions settled during the period are recognised in the Statement of profit and loss of the period.

At the end of each reporting period, monetary items denominated in foreign currencies (except financial instruments designated as Hedge Instruments) are translated at the rates prevailing at that date.

Exchange differences on translation of monetary items are recognised in profit and loss in the period in which they arise with the exception of the following:

Monetary items that are designated as part of cash flow hedge instrument are recognised in other comprehensive income (OCI).

Non-monetary items carried at fair value that are denominated in foreign currencies are retranslated at the rates prevailing at the date when the fair value was determined.

Non-monetary that are measured in terms of historical cost in a foreign currency are translated using the exchange rates at the dates of the initial transactions.

Derivative Financial Instruments and Hedge Accounting

The Company uses derivative instruments i.e. forward contracts to hedge its foreign currency risks. The Company designated these forward contracts as cash flow hedges to mitigate the risk of foreign exchange exposure on highly probable forecast cash transactions. The Company has designated forward instruments on spot to spot basis. The Company recognises the forward points in the statement of profit and loss.

At the inception of the hedge relationship, the entity documents the relationship between the hedging instrument and the hedged item, along with its risk management objectives and its strategy for undertaking various hedge transactions. Furthermore, at the inception of the hedge and on an ongoing basis, the Company documents whether the hedging instrument is highly effective in offsetting changes in fair values or cash flows of the hedged item attributable to the hedged risk.

Fair value hedges

Changes in fair value of the designated portion of derivatives that qualify as fair value hedges are recognised

in profit or loss immediately, together with any changes in the fair value of the hedged asset or liability that are attributable to the hedged risk. The change in the fair value of the designated portion of hedging instrument and the change in the hedged item attributable to the hedged risk are recognised in profit or loss in the line item relating to hedged item.

Hedge accounting is discontinued when the hedging instrument expires or is sold, terminated or exercised, or when it no longer qualifies for hedge accounting. The fair value adjustment to carrying amount of the hedged item arising from the hedged risk is amortised to profit or loss from that date.

Cash flow hedges

When a derivative is designated as a cash flow hedging instrument, the effective portion of changes in the fair value of the derivatives recognised in other comprehensive income and accumulated in the cash flow hedging reserve. Any ineffective portion of changes in the fair value of the derivative is recognised immediately in the statement of profit or loss. If the hedging instrument no longer meets the criteria for hedge accounting, then hedge accounting is discontinued prospectively. If the hedging instrument expires or is sold, terminated or exercised, the cumulative gain or loss on the hedging instrument recognised in cash flow hedging reserve till the period hedge was effective remains in cash flow hedging reserve until the forecasted transaction occurs. The cumulative gain or loss previously recognised in the cash flow hedging reserve is reclassified to the profit or loss upon the occurrence of related forecasted transaction. If the forecasted transaction no longer expected to occur, then the amount accumulated in cash flow hedging reserve is reclassified to net profit in the statement of profit or loss.

2.7 Taxation

Income tax expense represents the sum of tax currently payable and deferred tax.

Income Tax – Current & Deferred

The income tax expense or credit for the period is the tax payable on the current period's taxable income based on the applicable income tax rate adjusted by changes in deferred tax assets and liabilities attributable to temporary differences and to unused tax losses.

Notes to the Standalone Financial Statements for the year ended 31st March, 2024

Deferred income tax is provided in full, using the liability method on temporary differences arising between the tax bases of assets and liabilities and their carrying amount in the financial statement. Deferred income tax is determined using tax rates (and laws) that have been enacted or substantially enacted by the end of the reporting period and are expected to apply when the related deferred income tax assets is realised or the deferred income tax liability is settled.

Deferred tax assets are recognised for all deductible temporary differences and unused tax losses, only if, it is probable that future taxable amounts will be available to utilise those temporary differences and losses.

Deferred tax assets and liabilities are offset when there is a legally enforceable right to offset current tax assets and liabilities and when the deferred tax balances relate to the same taxation authority. Current tax assets and tax liabilities are off set where the Company has a legally enforceable right to offset and intends either to settle on a net basis, or to realize the asset and settle the liability simultaneously.

Current and deferred tax is recognised in the Statement of Profit and Loss, except to the extent that it relates to items recognised in other comprehensive income or directly in equity. In this case, the tax is also recognised in other comprehensive income or directly in equity, respectively

Minimum Alternate Tax credit is recognised as deferred tax asset only when and to the extent there is convincing evidence that the Company will pay normal income tax during the specified period. Such asset is reviewed at each Balance Sheet date and the carrying amount of the MAT credit asset is written down to the extent there is no longer a convincing evidence to the effect that the Company will pay normal income tax during the specified period. Income tax expense represents the sum of the tax currently payable and deferred tax.

2.8 Employee Benefits

Employee benefits obligation is measured on discounted basis and are expensed as the related service is provided. A liability is recognised for the amount expected to be paid if the Company has a present legal or constructive obligation to pay this amount as a result of past service provided by the employee and the obligation can be estimated reliably.

2.9 Provisions, Contingent Liabilities & Contingent Assets

Provisions are recognised for present obligation (legal or constructive) of certain timing or amount arising as a result of past event where a reliable estimate can be made and it is probable that an outflow of resources embodying economic benefits will be required to settle the obligation.

When it is not probable that an outflow of resources embodying economic benefits will be required or the amount cannot be estimated reliably the obligation is disclosed as a contingent liability unless the possibility of outflow of resources embodying economic benefit is remote.

Possible obligations, whose existence will only be confirmed by the occurrence or nonoccurrence of one or more uncertain future events, not wholly with in the control of entity are also disclosed as contingent liabilities.

Contingent liabilities are not recognized but are disclosed in notes.

Contingent assets are not recognised. However, when the realization of income is virtually certain, then the related asset is no longer a contingent asset, but it is recognised as an asset.

2.10 Operating Segment

An operating segment is a component of an entity whose operating results are regularly reviewed by the entity's chief operating decision maker to make decisions about resource allocation and assess its performance. The Company has identified the chief operating decision maker as its Director in Charge.

2.11 Earnings per share

Basic earnings per share are calculated by dividing the net profit or loss for the period attributable to the equity shareholders by the weighted average number of equity shares outstanding during the period. The weighted average number of equity shares outstanding during the period and for all periods presented is adjusted for events, such as bonus issue, bonus element in a rights issue and shares split that have changed the number of equity shares outstanding, without a corresponding change in resources. For the purpose of calculating Diluted Earnings per share, the net profit or loss for the period

Notes to the Standalone Financial Statements for the year ended 31st March, 2024

attributable to the equity shareholders and the weighted average number of shares outstanding during the period is adjusted for the effects of all dilutive potential equity shares.

2.12 Cash Flow Statement

Cash flows are reported using the indirect method, whereby profit for the year is adjusted for the effects of transactions of a non-cash nature, any deferrals or accruals of past or future operating cash receipts or payments and item of income or expenses associated with investing or financing cash flows. The cash flows from operating, investing and financing activities of the Company are segregated. The Company considers all highly liquid investments that are readily convertible to known amounts of cash to be cash equivalents.

2.13 Non-Current assets (or disposal groups) held for sale and discontinued operations

Non-Current assets (or disposal groups) are classified as held for sale if their carrying amount will be recovered principally through a sale transaction rather than through continuing use and a sale is considered highly probable. They are measured at the lower of their carrying amount and fair value less cost to sell, except for assets such as deferred tax assets, assets arising from employee benefits, financial assets and contractual rights under insurance contracts, which are specifically exempt from this requirement.

An impairment loss is recognised for any initial or subsequent write-down of the asset (or disposal group) to fair value less costs to sell. A gain is recognised for any subsequent increases in fair value less costs to sell of an asset (or disposal group), but not in excess of any cumulative impairment loss previously recognised. A gain or loss not previously recognised by the date of the sale of the non-current asset (or disposal group) is recognised at the date of de-recognition.

Non-current assets (including those that are part of a disposal group) are not depreciated or amortised while they are classified as held for sale. Interest and other expenses attributable to the liabilities of a disposal group classified as held for sale continue to be recognised.

Non-current assets classified as held for sale and the assets of a disposal group classified as held for sale are

presented separately from the other assets in the balance sheet. The liabilities of a disposal group classified as held for sale are presented separately from other liabilities in the balance sheet.

A discontinued operation is a component of the entity that has been disposed of or is classified as held for sale and that represents a separate major line of business or geographical area of operations, is part of a single co-ordinated plan to dispose of such a line of business or area of operations, or is a subsidiary acquired exclusively with a view to resale. The results of discontinued operations are presented separately in the statement of profit and loss.

2.14 Fair Value Measurement

The Company measures financial instruments, such as, derivatives at fair value at each balance sheet date.

Fair value is the price that would be received to sell an asset or paid to transfer a liability in an orderly transaction between market participants at the measurement date. The fair value measurement is based on the presumption that the transaction to sell the asset or transfer the liability takes place either:

- In the principal market for the asset or liability, or
- In the absence of a principal market, in most advantageous market for the asset or liability and the Company has access to the principal or the most advantageous market.

The fair value of an asset or a liability is measured using the assumptions that market participants would use when pricing the asset or liability, assuming that market participants act in their economic best interest.

A fair value measurement of a non-financial asset takes into account a market participant's ability to generate economic benefits by using the asset in its highest and best use or by selling it to another market participant that would use the asset in its highest and best use.

The Company uses valuation techniques that are appropriate in the circumstances and for which sufficient data are available to measure fair value, maximising the use of relevant observable inputs and minimising the use of unobservable inputs.

Notes to the Standalone Financial Statements for the year ended 31st March, 2024

All assets and liabilities for which fair value is measured or disclosed in the financial statements are categorised within the fair value hierarchy, described as follows, based on the lowest level input that is significant to the fair value measurement as a whole:

Level 1 - Quoted (unadjusted) market prices in active markets for identical assets or liabilities.

Level 2 - Valuation techniques for which the lowest level input that is significant to the fair value measurement is directly or indirectly observable.

Level 3 - Valuation techniques for which the lowest level input that is significant to the fair value measurement is unobservable.

For assets and liabilities that are recognised in the financial statements on a recurring basis, the Company determines whether transfers have occurred between levels in the hierarchy by reassessing categorisation (based on the lowest level input that is significant to the fair value measurement as a whole) at the end of each reporting period.

For the purpose of fair value disclosures, the Company has determined classes of assets & liabilities on the basis of the nature, characteristics and the risks of the asset or liability and the level of the fair value hierarchy as explained above. This note summarises accounting policy for fair value. Other fair value related disclosures are given in the relevant notes.

2.15 Cash and cash equivalents

The Company considers all highly liquid financial instruments, which are readily convertible into known amounts of cash that are subject to an insignificant risk of change in value and having original maturities of three months or less from the date of purchase, to be cash equivalents. Cash and cash equivalents consist of balances with banks which are unrestricted for withdrawal and usage.

For the purposes of the presentation of cash flow statement, cash and cash equivalents include cash on hand, in banks and demand deposits with banks, net of outstanding bank overdrafts that are repayable on

demand, book overdraft as they being considered as integral part of the Company's cash management system.

2.16 Financial instruments

Financial assets and liabilities are recognised when the Company becomes a party to the contractual provisions of the instrument. Financial assets and liabilities are initially measured at fair value. Transaction costs that are directly attributable to the acquisition or issue of financial assets and financial liabilities (other than financial assets and financial liabilities at fair value through profit and loss) are added to or deducted from the fair value measured on initial recognition of financial asset or financial liability. Transaction costs directly attributable to the acquisition of financial assets or financial liabilities at fair value through profit and loss (FVTPL) are recognised immediately in the statement of profit and loss.

Financial assets

For purposes of subsequent measurement, financial assets are classified in below mentioned categories:

- Financial assets carried at amortised cost
- Financial asset at fair value through other comprehensive income
- Financial asset at fair value through profit and loss

Financial assets at amortised cost

Financial assets are subsequently measured at amortised cost using the effective interest method if these financial assets are held within a business whose objective is to hold these assets in order to collect contractual cash flows and the contractual terms of the financial asset give rise on specified dates to cash flows that are solely payments of principal and interest on the principal amount outstanding.

Financial assets at fair value through other comprehensive income

Financial assets are measured at fair value through other comprehensive income (OCI) if these financial assets are held within a business model whose objective is achieved by both selling financial assets and collecting contractual cash flows, the contractual terms of the financial asset give rise on specified dates to cash flows that are solely payments of principal and interest on the principal amount outstanding.

Notes to the Standalone Financial Statements for the year ended 31st March, 2024

On initial recognition, the Company makes an irrevocable election on an instrument-by-instrument basis to present the subsequent changes in fair value in other comprehensive income pertaining to investments in equity instruments, other than equity investment which are held for trading. Subsequently, they are measured at fair value with gains and losses arising from changes in fair value recognised in other comprehensive income and accumulated in the "Reserve for equity instruments through other comprehensive income". The cumulative gain or loss is not reclassified to the statement of profit and loss on disposal of the investments. So far, the Company has not elected to present subsequent changes in fair value of any investment in OCI.

Financial assets at fair value through profit and loss ('FVTPL')

Investment in equity instruments are classified as at FVTPL, unless the Company irrevocably elects on initial recognition to present subsequent changes in fair value in other comprehensive income for investment in equity instruments which are not held for trading.

Other financial assets are measured at fair value through profit and loss unless it is measured at amortised cost or at fair value through other comprehensive income on initial recognition. The transaction costs directly attributable to the acquisition of financial assets and liabilities at fair value through profit and loss are immediately recognised in profit and loss.

Impairment of financial assets (other than at fair value)

The Company measures the loss allowance for a financial instrument at an amount equal to the lifetime expected credit losses if the credit risk on that financial instrument has increased significantly since initial recognition. If the credit risk on a financial instrument has not increased significantly since initial recognition, the Company measures the loss allowance for that financial instrument at an amount equal to 12-month expected credit losses.

However, for trade receivables, the Company measures the loss allowance at an amount equal to lifetime expected credit losses. In cases where the amounts are expected to be realised up to one year from the date of the invoice, loss for the time value of money is not recognised, since the same is not considered to be material.

Derecognition of financial assets

The Company derecognized a financial asset when the contractual right to the cash flow from the asset expires or when it transfers the financial asset and substantially all risk and reward of ownership of the asset to other party. If the Company neither transfer nor retain substantially all the risk and reward of ownership and continue to control the transferred asset, the Company recognizes its retained interest in the asset and an associate liability for an amount it has to pay. If the Company retain substantially all the risks and reward of ownership of a transferred financial asset, the company continue to recognize the financial asset and also a collateralized borrowing for the proceeds received.

Financial liabilities

All financial liabilities are subsequently measured at amortised cost using the effective interest method.

Classification as debt or equity

Debt and equity instruments issued by a Company are classified as either financial liabilities or as equity in accordance with the substance of the contractual arrangements and the definitions of a financial liability and an equity instrument.

Equity Instruments

An equity instrument is any contract that evidences a residual interest in the assets of the entity after deducting all of its liabilities. Equity instruments issued by the Company are recognised at the proceeds received, net of direct issue costs.

Loans and borrowings

After initial recognition, interest-bearing loans and borrowings are subsequently measured at amortized cost using the effective interest rate (EIR) method. Gains and losses are recognized in the statement of profit or loss when the liabilities are derecognized as well as through the effective interest rate (EIR) amortization process.

Amortized cost is calculated by taking into account any discount or premium on acquisition and fees or costs that are an integral part of the EIR. The EIR amortization is included as finance costs in the statement of profit and loss.

Notes to the **Standalone Financial Statements** for the year ended 31st March, 2024

Trade and other Payables

These amounts represent liabilities for goods & services provided to the Company prior to the end of the financial year which are unpaid. These are recognised initially at fair value and subsequently measured at amortised cost using effective interest method. Where the maturity period is within one year from balance sheet date, the carrying amount approximate the fair value at initial recognition due to short maturity of these instruments.

Derecognition of financial liabilities

The Company derecognises financial liabilities when, and only when, the Company's obligations are discharged, cancelled or have expired. The difference between the carrying amount of the financial liability derecognised and the consideration paid and payable is recognised in the statement of profit and loss

Reclassification of financial assets and financial liabilities

The Company determines classification of financial assets and liabilities on initial recognition. After initial recognition, no reclassification is made for financial assets which are equity instruments and financial liabilities. For financial assets which are debt instruments, a reclassification is made only if there is a change in the business model for managing those assets. Changes to the business model are expected to be infrequent. The Company's senior management determines change in the business model as a result of external or internal changes which are significant to the Company's operations. Such changes are evident to external parties. A change in the business model occurs when the Company either begins or ceases to perform an activity that is significant to its operations. If the Company reclassifies financial assets, it applies the reclassification prospectively from the reclassification date which is the first day of the immediately next reporting period following the change in business model. The Company does not restate any previously recognised gains, losses (including impairment gains or losses) or interest.

Offsetting of financial instruments

Financial assets and financial liabilities are offset and the net amount is reported in the balance sheet if there is a currently enforceable legal right to offset the recognised amounts and there is an intention to settle

on a net basis, to realise the assets and settle the liabilities simultaneously.

Impairment of Non-Financial Assets

Intangible assets, property, plant and equipment measured at cost and other non-financial assets are evaluated for recoverability whenever events or changes in circumstances indicate that their carrying amounts may not be recoverable. For the purpose of impairment testing, the recoverable amount (i.e. the higher of the fair value less cost to sell and the value-in-use) is determined on an individual asset basis unless the asset does not generate cash flows that are largely independent of those from other assets. In such cases, the recoverable amount is determined for the Cash Generating Unit (CGU) to which the asset belongs. If such assets are considered to be impaired, the impairment to be recognized in the statement of profit and loss is measured by the amount by which the carrying value of the assets exceeds the estimated recoverable amount of the asset. An impairment loss is reversed in the statement of profit and loss if there has been a change in the estimates used to determine the recoverable amount. The carrying amount of the asset is increased to its revised recoverable amount, provided that this amount does not exceed the carrying amount that would have been determined (net of any accumulated amortization or depreciation) had no impairment loss been recognized for the asset in prior years.

2.17 Impairment of Non-Financial assets

The non-financial assets, other than biological assets, inventories and deferred tax asset are reviewed at each reporting date to determine whether there is any indication of impairment. If any such indications exist, then the asset's recoverable amount is estimated. Goodwill is tested annually for impairment.

For impairment testing, assets that do not generate independent cash inflows are grouped together into cash generating units (CGUs). Each CGU represents the smallest group of assets that generate cash inflows that are largely independent of the cash inflows of other assets or CGUs.

Goodwill arising from the business combination is allocated to CGUs or groups of CGUs that are expected to benefit from the synergies of the combination.

Notes to the **Standalone Financial Statements** for the year ended 31st March, 2024

The recoverable amount of the CGU (or an individual asset) is the higher of its value in use and its fair value less cost to sell. Value in use is based on the estimated future cash flows, discounted to their present value using a pre-tax discount rate that reflects current market assessment of the time value of money and the risks specific to the CGU (or the asset).

The corporate assets (e.g central office building for providing support to various CGUs) do not generate independent cash inflows. To determine impairment of a corporate asset, recoverable amount is determined for the CGUs to which the corporate asset belongs.

The impairment loss is recognized if the carrying amount of the asset or the CGU exceeds its estimated recoverable amount. Impairment losses are recognized in the statement of profit & loss. Impairment loss recognized in respect of CGU is allocated first to reduce the carrying amount of any goodwill allocated to the CGU, and then to reduce the carrying amount of the CGU (or group of CGUs) on a pro rata basis.

An impairment loss in respect of goodwill is not subsequently reversed. In respect of other assets for which impairment loss has been recognized in prior periods, the company reviews at each reporting date whether there is any indication that the loss has decreased or no longer exists. An impairment loss is reversed if there has been a change in the estimates used to determine the recoverable amount. Such a reversal is made only to the extent that the asset's carrying amount does not exceed the carrying amount that would have been determined, net of depreciation or amortization, if no impairment loss had been recognized.

2.18 Use of estimates

The preparation of the financial statement in conformity with Ind AS requires the Management to make estimates and assumptions considered in the reported amounts of assets and liabilities (including contingent liabilities) and the reported income and expenses during the year. The Management believes that the estimates used in preparation of the financial statements are prudent and reasonable. Future results could differ due to these estimates and the differences between the actual results and the estimates are recognised in the periods in which the results are known / materialise.

Estimates and underlying assumptions are reviewed on an ongoing basis. Revisions to accounting estimates are recognised in the period in which the estimates are revised and current and / or future periods are affected.

2.19 Critical accounting judgements and key sources of estimation uncertainty

The preparation of the Company's financial statements requires management to make judgments, estimates and assumptions that affect the reported amounts of revenues, expenses, assets and liabilities, and the accompanying disclosures, and the disclosure of contingent liabilities.

2.19.1 Critical accounting judgements in applying accounting policies

The following are the critical judgements, apart from those involving estimations that the Management have made in the process of applying the Company's accounting policies and that have most significant effect on the amounts recognised in the financial statements.

Valuation of deferred tax assets

Deferred tax assets are recognised only to the extent it is considered probable that those assets will be recoverable. This involves an assessment of when those deferred tax assets are likely to reverse and a judgment as to whether or not there will be sufficient taxable profits available to offset the tax assets when they do reverse. The Company reviews the carrying amount of deferred tax assets at the end of each reporting period. Any change in the estimates of future taxable income may impact the recoverability of deferred tax assets (Refer note 2.7).

Fair value measurement of financial instruments

When the fair values of financial assets and financial liabilities recorded in the balance sheet cannot be measured based on quoted prices in active markets, their fair value is measured using valuation techniques including the DCF model. The inputs to these models are taken from observable markets where possible, but where this is not feasible, a degree of judgement is required in establishing fair values. Judgements include considerations of inputs such as liquidity risk, credit risk and volatility. Changes in assumptions about these factors could affect the reported fair value of financial instruments. (Refer Note 2.14)

Notes to the Standalone Financial Statements for the year ended 31st March, 2024

Impairment of non-financial assets

In assessing value in use, the estimated future cash flows are discounted to their present value using a pre-tax discount rate that reflects current market assessments of the time value of money and the risks specific to the asset. In determining fair value less costs of disposal, recent market transactions are taken into account. If no such transactions can be identified, an appropriate valuation model is used. These calculations are corroborated by valuation multiples, quoted share prices for publicly traded companies or other available fair value indicators.

Impairment of financial assets

The impairment provisions for financial assets are based on assumptions about risk of default and expected loss rates. The Company uses judgement in making assumption and selecting the inputs to the impairment calculation, based on Company's past history, existing market conditions as well as forward estimate at the end of each reporting period.

Income taxes

Management judgment is required for the calculation of provision for income taxes and deferred tax assets and liabilities. The Company reviews at each balance sheet date the carrying amount of deferred tax assets. The factors used in estimates may differ from actual outcome which could lead to significant adjustment to the amounts reported in the financial statements.

2.20 Key Source of estimation uncertainty

Key source of estimation uncertainty at the date of the financial statements, which may cause a material adjustment to the carrying amounts of assets and liabilities within the next financial year, is in respect of

impairment of investments, provisions and contingent liabilities.

The areas involving critical estimates are:

Useful lives and residual values of property, plant and equipment

Useful life and residual value of property, plant and equipment are based on management's estimate of the expected life and residual value of those assets and is as per schedule II to the Companies Act 2013. These estimates are reviewed at the end of each reporting period. Any reassessment of these may result in change in depreciation expense for future years (Refer note no 2.4).

Impairment of property plant and equipment

The recoverable amount of the assets has been determined on the basis of their value in use. For estimating the value in use, it is necessary to project the future cash flow of assets over its estimated useful life. If the recoverable amount is less than its carrying amount, the impairment loss is accounted for in statement of profit and loss. (Refer note 2.4)

Provisions and contingencies

Provisions and liabilities are recognized in the period when it becomes probable that there will be a future outflow of funds resulting from past operations or events and the amount of cash outflow can be reliably estimated. The timing of recognition and quantification of the liability requires the application of judgement to existing facts and circumstances, which can be subject to change. The carrying amounts of provisions and liabilities are reviewed regularly and revised to take account of changing facts and circumstances.

Notes to the Standalone Financial Statements for the year ended 31st March, 2024

Note 3: Property, Plant & Equipment consist of the following:

(₹ in Lakh)

Particulars	As at 31 st March, 2024	As at 31 st March, 2023
Net Carrying Cost of :		
Property, Plant and Equipment		
Office Equipment	0.17	0.40
Total	0.17	0.40

(₹ in Lakh)

Particulars	Office Equipment	Total
Cost as at 1st April 2023	0.69	0.69
Additions	-	-
Disposals	-	-
Cost as at 31st March 2024	0.69	0.69
Accumulated depreciation as at 1st April 2023	0.29	0.29
Depreciation	0.23	0.23
Disposals	-	-
Accumulated depreciation as at 31st March 2024	0.51	0.51
Net Carrying amount as at 31st March 2024	0.17	0.17

(₹ in Lakh)

Particulars	Office Equipment	Total
Cost as at 1st April 2022	0.69	0.69
Additions	-	-
Disposals	-	-
Cost as at 31st March 2023	0.69	0.69
Accumulated depreciation as at 1st April 2022	0.06	0.06
Depreciation	0.23	0.23
Disposals	-	-
Accumulated depreciation as at 31st March 2023	0.29	0.29
Net Carrying amount as at 31st March 2023	0.40	0.40

Note 4: Investments

(₹ in Lakh)

Particulars	As at 31 st March, 2024	As at 31 st March, 2023
Non-Current		
Investments in equity instruments (Fully paid up)		
Unquoted Equity Shares		
Investment in Associates (At Cost)		
66,00,000 (PY 66,00,000) equity shares of ₹ 10 each of BMD Private Limited*	660.00	660.00
Investments in Mutual Funds at FVTPL		
Unquoted		
360 One Income Opportunities Fund -Series2 Class-B1 (AIF Category-II)** (9,31,990.99 units (PY 9,31,990.99 units))	124.06	114.81

Notes to the Standalone Financial Statements for the year ended 31st March, 2024

Note 4: Investments (Contd.)

(₹ in Lakhs)

Particulars	As at 31 st March, 2024	As at 31 st March, 2023
360 One Income Opportunities Fund -Series2 Class-B3 (AIF Category-II)** (47,83,882.64 units (PY 47,83,882.64 units))	649.86	600.12
Total	1,433.92	1,374.93
Aggregate book value of Quoted Investments	-	-
Aggregate market value of Quoted Investments	-	-
Aggregate carrying value of unquoted Investments	1,433.92	1,374.93
Aggregate amount of impairment in value of Investment	-	-

*49.87% (PY 49.87%) shares held in BMD Private Limited an associate, alongwith ownership interest and voting rights.

Note 5: Other Non-Current Assets

(₹ in Lakh)

Particulars	As at 31 st March, 2024	As at 31 st March, 2023
Income Tax Refundable	3.92	3.92
Security Deposits	-	0.20
Total	3.92	4.12

Note 6: Inventories

(₹ in Lakh)

Particulars	As at 31 st March, 2024	As at 31 st March, 2023
Raw Material		
Yarn	-	25.63
Cotton	43.24	25.61
Total A	43.24	51.24
Finished Goods		
Yarn	0.13	33.77
Stock in transit/at Port	-	-
Total B	0.13	33.77
Total (A+B)	43.37	85.01

Note 7: Investments

(₹ in Lakh)

Particulars	As at 31 st March, 2024	As at 31 st March, 2023
Current		
Investments in Mutual Funds		
Aditya Birla Sun Life Liquid Fund (44,079.35 units (PY 44,079.35 units))	171.77	160.04
HDFC Liquid Fund- Regular Plan - Growth (Nil (PY 3,289.41 units))	-	144.21
Kotak Nifty Sdl Apr 2027 Index Fund Regular (14,60,703.92 units (PY 14,60,703.92 units))	161.67	151.17
Nippon India ETF (23,995.00 units (PY 23,995.00 units))	28.72	26.80
Nippon India Nivesh Lakshya Fund-Growth Plan	166.09	151.42

Notes to the Standalone Financial Statements for the year ended 31st March, 2024

Note 7: Investments (Contd.)

(₹ in Lakh)

Particulars	As at 31 st March, 2024	As at 31 st March, 2023
(10,27,463.71 units (PY 10,27,463.71 units))		
SBI Liquid Fund Regular Growth (4,074.599 units (PY 1,123.42 units))	152.62	39.28
Total A	680.87	672.93
Investments in Non Convertible Debentures(NCD)		
Vivriti Capital Pvt Ltd BR NCD (6.00 units (PY 6.00 units))	63.60	63.60
Vivriti Short Term Bond Fund (327.063 units (PY 668.11 units))	33.45	68.32
Indostar Capital Finance Ltd. (50.00 units (PY Nil units))	50.00	-
Total B	147.05	131.92
Total (A+B)	827.92	804.84

Note 8: Trade Receivables

(₹ in Lakh)

Particulars	As at 31 st March, 2024	As at 31 st March, 2023
Current		
Unsecured		
Trade receivable considered good - Export	50.93	-
Trade receivable considered good - Domestic	11.17	14.03
Trade receivable considered doubtful	-	-
Total	62.10	14.03
Less: Allowance for credit losses	-	-
Total	62.10	14.03

Note 8.1: Trade Receivables Ageing Schedule as at 31st March, 2024

(₹ in Lakh)

Particulars	Not Due	Outstanding for following periods from due date of payment					Total
		Less than 6 Months	6 Months - 1 Year	1-2 Year	2-3 Year	More than 3 Years	
(i) Undisputed Trade Receivables - considered good	62.10	-	-	-	-	-	62.10
(ii) Undisputed Trade Receivables - which have significant increase in credit risk	-	-	-	-	-	-	-
(iii) Undisputed Trade Receivables - credit impaired	-	-	-	-	-	-	-
(iv) Disputed Trade Receivables - considered good	-	-	-	-	-	-	-
(v) Disputed Trade Receivables - which have significant increase in credit risk	-	-	-	-	-	-	-
(vi) Disputed Trade Receivables - credit impaired	-	-	-	-	-	-	-
Total	62.10	-	-	-	-	-	62.10

Notes to the Standalone Financial Statements for the year ended 31st March, 2024

Trade Receivables Ageing Schedule as at 31st March, 2023 (₹ in Lakh)

Particulars	Not due	Outstanding for following periods from due date of payment					Total
		Less than 6 Months	6 Months - 1 Year	1-2 Year	2-3 Year	More than 3 Years	
(i) Undisputed Trade Receivables							
- considered good	14.02	0.01	-	-	-	-	14.03
(ii) Undisputed Trade Receivables							
- which have significant increase in credit risk	-	-	-	-	-	-	-
(iii) Undisputed Trade Receivables							
- credit impaired	-	-	-	-	-	-	-
(iv) Disputed Trade Receivables							
- considered good	-	-	-	-	-	-	-
(v) Disputed Trade Receivables							
- which have significant increase in credit risk	-	-	-	-	-	-	-
(vi) Disputed Trade Receivables							
- credit impaired	-	-	-	-	-	-	-
Total	14.02	0.01	-	-	-	-	14.03

Note 9: Cash and Cash Equivalents (₹ in Lakh)

Particulars	As at 31 st March, 2024	As at 31 st March, 2023
Balances with Banks		
in current accounts	30.12	52.32
Cash on Hand	0.09	0.20
Total	30.21	52.52

Note 10: Bank Balances (₹ in Lakh)

Particulars	As at 31 st March, 2024	As at 31 st March, 2023
Deposit held as Margin Money*	15.00	27.56
HDFC Bank With IIFL	0.00	0.01
Total	15.00	27.57

* Fixed Deposit Receipts (FDR) under lien towards margin for Foreign exchange hedging and for issuance of Bank guarantee

Note 11: Other Financial Assets (₹ in Lakh)

Particulars	As at 31 st March, 2024	As at 31 st March, 2023
Forex Gain Receivable	-	0.72
Interest Accrued	0.79	0.56
Total	0.79	1.28

Notes to the Standalone Financial Statements for the year ended 31st March, 2024

Note 12: Current Tax Assets/Liabilities (net) (₹ in Lakh)

Particulars	As at 31 st March, 2024	As at 31 st March, 2023
Current Tax Assets		
Advance Tax	16.50	30.00
Tax Collection at Source	-	0.02
Tax Deduction at Source	4.56	7.35
	21.06	37.37
Current Tax Liabilities		
Provision for Taxation	19.10	39.62
Total	1.96	(2.25)

Note 13: Other Current Assets (₹ in Lakh)

Particulars	As at 31 st March, 2024	As at 31 st March, 2023
Balance with Government Authorities		
GST Receivable	15.98	5.85
Advance to Vendors	1.23	0.03
(Unsecured, Considered good)		
Others		
Prepaid Expenses	1.13	1.08
Advance to Employees	-	0.14
IIFL Wealth Management	-	-
Export Receivable (DDBK & RODTEP)*	12.80	6.43
Distributive Income Receivable	8.34	10.70
Total	39.48	24.23

*RODTEP Receivable valued @ 96.60% on the basis of last sale of previous year

Note 14: Share Capital (₹ in Lakh)

Particulars	As at 31 st March, 2024	As at 31 st March, 2023
Authorised share capital		
7,00,00,000 (PY 7,00,00,000) Equity Shares of ₹1/- each	700.00	700.00
	700.00	700.00
Issued, subscribed and paid-up capital		
5,83,73,305 (PY 5,83,73,305) Fully paid up Equity Shares of ₹1/- each	583.73	583.73
	583.73	583.73

See notes (i) to (v) below

(i) Reconciliation of number of equity shares outstanding at the beginning and end of the year

Particulars	As at 31 st March, 2024		As at 31 st March, 2023	
	Number of shares	(₹ in Lakh)	Number of shares	(₹ in Lakh)
Shares outstanding at the beginning of the year	5,83,73,305	583.73	5,83,73,305	583.73
Shares issued during the year	-	-	-	-
Shares outstanding at the end of the year	5,83,73,305	583.73	5,83,73,305	583.73

Notes to the Standalone Financial Statements for the year ended 31st March, 2024

(ii) Rights, Preferences and Restrictions attached to Equity Shares

Company has only one class of equity shares having a par value of ₹1/-. Each holder of equity shares is entitled to one vote per share.

In the event of liquidation of the Company, the holders of equity shares will be entitled to receive remaining assets of the company, after distribution of all preferential amounts. The distribution will be in proportion to the number of equity shares held by the shareholders.

(iii) Details of shares held by shareholders holding more than 5% of Equity Shares:

Particulars	As at 31 st March, 2024		As at 31 st March, 2023	
	Number of shares	% Holding	Number of shares	% Holding
Shashi Agarwal	1,01,59,855	17.40%	1,01,59,855	17.40%
Shantanu Agarwal	53,08,115	9.09%	53,08,115	9.09%
Shekhar Agarwal (HUF)	40,27,344	6.90%	40,27,344	6.90%
Sita Nirman Pvt. Ltd.	1,05,50,876	18.07%	97,17,576	16.65%
Agarwal Finestate Pvt. Ltd.	73,15,358	12.53%	73,15,358	12.53%
Inter Globe Capital Market Ltd	29,74,578	5.10%	-	0.00%
Total	4,03,36,126	69.10%	3,65,28,248	62.58%

(a) As per records of the company, including its register of shareholders/members and other declarations received from shareholders regarding beneficial interest, the above shareholding represents legal ownerships of shares.

(iv) Shares held by promoters at the end of year

Promoter Name	As at 31 st March, 2024		% Change during the year	As at 31 st March, 2023		% Change during the year
	No. of Shares	% of total shares		No. of Shares	% of total shares	
Shekhar Agarwal	26,16,425	4.48%	-	26,16,425	4.48%	-
Shantanu Agarwal	53,08,115	9.09%	-	53,08,115	9.09%	-
Shashi Agarwal	1,01,59,855	17.40%	-	1,01,59,855	17.40%	-
Shuchi Poddar	1,34,685	0.23%	-	1,34,685	0.23%	-
Shekhar Agarwal HUF	40,27,344	6.90%	-	40,27,344	6.90%	-
Shantanu Agarwal HUF	3,750	0.01%	-	3,750	0.01%	-
Shekhar Agarwal-Trust	3,750	0.01%	-	3,750	0.01%	-
Sita Nirman Pvt Ltd	1,05,50,876	18.07%	1.43%	97,17,576	16.65%	10.48%
Agarwal Finestate Private Limited	73,15,358	12.53%	-	73,15,358	12.53%	-
Diplomat Leasing And Finance Private Limited	14,78,504	2.53%	-	14,78,504	2.53%	-
LNJ Financial Services Ltd	-	-	0.0%	21,250	0.04%	-
SSSA Family Private Limited (Trustee of Shashi Agarwal Family Private Trust)	500	0.00%	0.0%	-	-	-
SSSA Family Private Limited (Trustee of Shantanu Agarwal Family Private Trust)	500	0.00%	0.0%	-	-	-
SSSA Family Private Limited (Trustee of Shuchi Agarwal Family Private Trust)	500	0.00%	0.0%	-	-	-
SSSA Family Private Limited (Trustee of Shekhar Agarwal Family Private Trust)	500	0.00%	0.0%	-	-	-
Total	4,16,00,662	71.27%		4,07,86,612	69.87%	

*Shareholding in % is rounded off to the nearest figure.

Notes to the Standalone Financial Statements for the year ended 31st March, 2024

(v) The Company has not allotted any fully paid up shares pursuant to contract(s) without payment being received in cash and neither has allotted any fully paid up shares by way of bonus shares nor has bought back any class of shares during the period of five years immediately preceding the balance sheet date.

Note 15: Other Equity

(₹ in Lakh)

Particulars	As at 31 st March, 2024	As at 31 st March, 2023
Retained Earnings	1,665.66	1,533.57
Securities Premium Reserve	87.48	87.48
Cash Flow Hedging Reserve	0.00	0.54
Total	1,753.15	1,621.59

Note 15.1: Retained Earnings

(₹ in Lakh)

Particulars	As at 31 st March, 2024	As at 31 st March, 2023
Balance at the beginning of year	1,533.57	1,388.75
Profit for the year	132.10	144.82
Other comprehensive income arising from remeasurement of defined benefit obligation net of income tax	-	-
Total	1,665.66	1,533.57

Note 15.2: Securities Premium Reserve

(₹ in Lakh)

Particulars	As at 31 st March, 2024	As at 31 st March, 2023
Balance at the beginning of year	87.48	87.48
Total	87.48	87.48

Note 15.3: Cash Flow Hedging Reserve

(₹ in Lakh)

Particulars	As at 31 st March, 2024	As at 31 st March, 2023
Balance at the beginning of year	0.54	1.61
Other comprehensive income arising from cash flow hedge net of income tax	(0.54)	(1.07)
Total	0.00	0.54

Note 15.4: Nature and purpose of Reserves:

Retained Earnings

This reserve represents undistributed accumulated earnings of the Company as on the balance sheet date.

Securities Premium Reserve

Amounts received on issue of shares in excess of the par value has been classified as securities premium. The reserve is utilised in accordance with the provisions of the companies Act, 2013.

Cash Flow Hedge Reserve

This reserve represents the cumulative effective portion of changes in fair value of derivatives that are designated as Cash Flow Hedges. It will be reclassified to statement of profit & loss or included in the carrying amount of the non-financial assets in accordance with the company's accounting policy.

Notes to the Standalone Financial Statements for the year ended 31st March, 2024

Note 16: Other Liabilities

(₹ in Lakh)

Particulars	As at 31 st March, 2024	As at 31 st March, 2023
Current		
Advance received from Customers		
Against Export Orders	-	66.77
Against Domestic Orders	-	0.09
Total A	-	66.86
Other Liabilities & Statutory Dues		
Statutory dues	1.06	0.74
Other liabilities	0.11	0.03
Total B	1.17	0.77
Total (A+B)	1.17	67.63

Note 17: Trade Payables

(₹ in Lakh)

Particulars	As at 31 st March, 2024	As at 31 st March, 2023
Total outstanding dues of Micro Enterprises and Small Enterprises (Refer Note. No. 17.1)	0.03	55.36
Total outstanding dues of creditors other than Micro Enterprises and Small Enterprises	69.51	19.59
Total	69.54	74.95

Note 17.1: Disclosure Under the Micro, Small and Medium enterprise Development Act, 2006 are provided as under for the year 2023-24, to the extent the company has received intimation from the "Suppliers" regarding their status under the Act.

(₹ in Lakh)

Particulars	As at 31 st March, 2024	As at 31 st March, 2023
(a) Principal amount and the interest due thereon remaining unpaid to each supplier at the end of each accounting year (but within due date as per the MSMED Act.)		
(i) Principal amount due to micro, small and medium enterprise.	0.03	55.36
(ii) interest due on above	-	-
(b) Amount of payments made to suppliers beyond the appointed day during the year		
(i) Principal amount paid to micro, small and medium enterprise.	-	-
(ii) interest actually paid under section 16 of MSMED Act.	-	-
(c) Interest due and payable for the period of delay in making payment (which have been paid but beyond the appointed day during the period) but without adding interest specified under the Micro, Small and Medium Enterprises Act, 2006	-	-
(d) The amount of interest accrued and remaining unpaid at the end of accounting year	-	-
(e) Interest remaining due and payable even in the succeeding years, until such date when the interest dues as above are actually paid to the small enterprises.	-	-

Dues to Micro and Small Enterprises have been determined to the extent such parties have been identified on the basis of information collected by the Management. This has been relied upon by the auditors.

Notes to the Standalone Financial Statements for the year ended 31st March, 2024

Note 17.1: Trade Payables ageing schedule at at 31st March, 2024

(₹ in Lakh)

Particulars	Not Due	Outstanding for following periods from due date of payment				Total
		Less than 1 Year	1-2 Year	2-3 Year	More than 3 Years	
(i) MSME*	0.03	-	-	-	-	0.03
(ii) Others	69.51	-	-	-	-	69.51
(iii) Disputed dues – MSME	-	-	-	-	-	-
(iv) Disputed dues – Others	-	-	-	-	-	-
Total	69.54	-	-	-	-	69.54

*Micro Small and Medium Enterprise (MSME) as per the Micro, Small and Medium Enterprise Development (MSMED) Act, 2006

Trade Payables ageing schedule at at 31st March, 2023

(₹ in Lakh)

Particulars	Not Due	Outstanding for following periods from due date of payment				Total
		Less than 1 Year	1-2 Year	2-3 Year	More than 3 Years	
(i) MSME*	55.36	-	-	-	-	55.36
(ii) Others	19.54	0.05	-	-	-	19.59
(iii) Disputed dues – MSME	-	-	-	-	-	-
(iv) Disputed dues – Others	-	-	-	-	-	-
Total	74.90	0.05	-	-	-	74.95

*Micro Small and Medium Enterprise (MSME) as per the Micro, Small and Medium Enterprise Development (MSMED) Act, 2006

Note 18: Other Financial Liabilities

(₹ in Lakh)

Particulars	As at 31 st March, 2024	As at 31 st March, 2023
Current		
Statutory Audit Fees	1.35	1.35
Internal Audit Fees	0.23	0.23
Interest Payable on IIFL Loan	-	-
Job Work	0.07	7.57
Employee Related Liabilities	0.98	1.46
Other Financial Liabilities	15.42	10.41
Total	18.04	21.02

Note 19: Deferred Tax Liabilities

(₹ in Lakh)

Particulars	As at 31 st March, 2024	As at 31 st March, 2023
Deferred Tax Liabilities	33.21	17.76
Total	33.21	17.76

Notes to the Standalone Financial Statements for the year ended 31st March, 2024

Note 19.1: Movement in Deferred Tax Liabilities (₹ in Lakh)

FY 2023-24	Opening Balance	Recognised in Statement of profit and loss	Recognised in other comprehensive income	Closing Balance
Deferred Tax Liabilities in relation to				
Remeasurement of investment at fair value	17.74	15.65	(0.18)	33.21
Depreciation expenses	0.02	(0.02)	-	(0.00)
Total	17.76	15.63	(0.18)	33.21

Note 19.2: Movement in Deferred Tax Liabilities (₹ in Lakh)

FY 2022-23	Opening Balance	Recognised in Statement of profit and loss	Recognised in other comprehensive income	Closing Balance
Deferred Tax Liabilities in relation to				
Remeasurement of investment at fair value	13.70	4.40	(0.36)	17.74
Depreciation expenses	-	0.02	-	0.02
Total	13.70	4.42	(0.36)	17.76

Note 20: Revenue from Operations (₹ in Lakh)

Particulars	Year ended 31 st March, 2024	Year ended 31 st March, 2023
a) Revenue from Operations		
Domestic Sale - Produced by others on Job work Basis	609.16	569.10
Domestic Sale - Traded Goods	-	42.99
Export Sale - Produced by others on Job work Basis	499.81	311.58
Export Sale - Traded Goods	286.60	299.84
	1,395.58	1,223.51
b) Other Operating Revenue		
Export Incentives (DDB)	14.66	10.88
Export Incentives (RODTEP)	26.83	18.32
Total	1,437.07	1,252.71

Note 20.1: Revenue from contracts with customers disaggregated based on Geography (₹ in Lakh)

Particulars	Year ended 31 st March, 2024	Year ended 31 st March, 2023
India	609.16	612.08
Outside India	827.91	640.62
Total	1,437.07	1,252.71

Note 20.2: The following is analysis on the Company's revenue disaggregates on the basis of timing of Revenue Recognition (₹ in Lakh)

Particulars	Year ended 31 st March, 2024	Year ended 31 st March, 2023
At the point in time	1,437.07	1,252.71
Over the period	-	-
Total	1,437.07	1,252.71

Notes to the Standalone Financial Statements for the year ended 31st March, 2024

Note 20.3: Revenue based on Business Segment

The Company does not have any remaining performance obligation, as contracts entered for sale of goods are for a shorter duration. There are no contracts for sale of services wherein, performance obligation is unsatisfied to which transaction period has been allocated.

Note 20.4: Reconciliation of Revenue from Contracts with Customers (₹ in Lakh)

Particulars	Year ended 31 st March, 2024	Year ended 31 st March, 2023
Revenue from contracts with Customers as per Contract price	1,437.07	1,252.71
Less: Incentives, Discounts and Claims	-	-
Revenue from Contracts with Customers as per Statement of Profit & Loss	1,437.07	1,252.71

The amount receivable from customers becomes due after expiry of credit period. There is no significant financing component in any transaction with the customer.

Note 21: Other Income (₹ in Lakh)

Particulars	Year ended 31 st March, 2024	Year ended 31 st March, 2023
Income from Mutual fund/Distribution Income*	51.74	65.98
Realised Gain on Investment	11.22	53.40
Dividend	-	-
Fair value gain on Re-measurement of investment at FVTPL	94.39	23.35
Distribution Income of Previous Year	-	17.69
Interest on Deposits	0.97	5.53
Interest on Income tax refund	-	0.03
Interest on Others	0.13	-
Exchange difference on reinstatement of Trade Receivables	-	-
Net gain on foreign currency transaction & translation (Other than considered as finance cost)	5.63	1.81
Miscellaneous Income	0.28	0.09
Total	164.36	167.88

*Distribution Income of Rs.12.19 for Q4 FY 24 is estimated on the basis of Distribution Income of Q3 FY 24

Note 22: Cost of Material Consumed and Purchases of Goods for Trading (₹ in Lakh)

Particulars	Year ended 31 st March, 2024	Year ended 31 st March, 2023
Consumption - Cotton	558.22	150.03
Consumption - Yarn	195.89	419.09
Cost of Material Consumed Total	754.11	569.12
Purchases of Goods for Trading		
Purchases - Yarn	262.02	267.96
Total	262.02	267.96

Notes to the Standalone Financial Statements for the year ended 31st March, 2024

Note 23: Changes in Inventories of Finished Goods, Work-in-Progress and Stock-in-Trade (₹ in Lakh)

Particulars	Year ended 31 st March, 2024	Year ended 31 st March, 2023
Inventories (at closing)		
Stock in Transit/at Port - Traded Goods	-	-
Produced by others on Job work Basis	0.13	33.77
(A)	0.13	33.77
Inventories (at opening)		
Stock in Transit/at Port - Traded Goods	-	133.76
Produced by others on Job work Basis	33.77	0.26
(B)	33.77	134.02
(Increase)/Decrease in Inventory	Total (B-A)	100.25

Note 24: Employees Benefit Expense (₹ in Lakh)

Particulars	Year ended 31 st March, 2024	Year ended 31 st March, 2023
Salaries, wages & bonus	16.40	17.60
Staff welfare expenses & other benefits	0.03	0.10
Total	16.43	17.70

Note 25: Finance Cost (₹ in Lakh)

Particulars	Year ended 31 st March, 2024	Year ended 31 st March, 2023
Interest on Statutory dues	0.82	1.05
Other Interest	-	0.03
Total	0.82	1.08

Note 26: Other Expenses (₹ in Lakh)

Particulars	Year ended 31 st March, 2024	Year ended 31 st March, 2023
Job work charges	269.03	167.02
Freight	25.54	35.85
Commission on Export sale	10.51	6.87
Commission on Domestic sale	4.72	0.53
Rebate & Discount	5.37	2.62
Fees & Subscription	23.21	25.46
Legal & Professional	4.60	4.25
Publication charges	6.83	6.13
Auditor's Remuneration (refer note (i) below)	2.74	2.85
Director's sitting fees	4.40	3.35
Insurance Expenses	2.81	2.57
Printing & Postage expenses	2.84	2.39
Miscellaneous expense	4.19	2.31
Total	366.80	262.20

Notes to the Standalone Financial Statements for the year ended 31st March, 2024

Note-(i) Auditor's Remuneration (₹ in Lakh)

Auditor's Remuneration	Year ended 31 st March, 2024	Year ended 31 st March, 2023
(i) Statutory Audit Fee	1.50	1.50
(ii) Limited Review	0.75	0.75
(iii) Certification & Out of pocket expenses	0.49	0.60
Total	2.74	2.85

Notes 27: Tax Expense

Note 27.1 Income taxes recognised in Statement of Profit and Loss (₹ in Lakh)

Particulars	Year ended 31 st March, 2024	Year ended 31 st March, 2023
Current tax		
In respect of the current year	19.10	39.62
In respect of the prior years	0.57	13.19
	19.67	52.81
Deferred tax		
In respect of the current year	15.63	4.42
Total income tax expense recognised in the current year	35.30	57.23

The Income Tax Expense for the year can be reconciled to the accounting profit as follows: (₹ in Lakh)

Particulars	Year ended 31 st March, 2024	Year ended 31 st March, 2023
Profit before tax	167.39	202.05
Statutory Income tax rate * (in %)	25.17%	25.17%
Tax amount at Indian statutory income tax rate	42.13	50.85
Less: Effect of items related to other comprehensive income	-	-
Less: Effect of brought forward losses	-	-
Effect of expenses that are not deductible in determining taxable profit	(7.40)	(6.81)
Adjustment recognised in the current year in relation to the current tax of prior years	0.57	13.19
Income tax expense recognised in profit or loss	35.30	57.23

The tax rate used for the year ended 31st March, 2024 and year ended 31st March, 2023 for reconciliations above is the corporate tax rate of 25.168% and 25.168% respectively payable by corporate entities in India on taxable profit under the Income tax law. The company has opted for new tax regime with effect from April 1, 2020.

* Pursuant to Taxation Law (Amendment) Ordinance, 2019 (Ordinance), Domestic companies have the option to pay corporate income tax @ 22% plus applicable surcharge and cess (New Tax Rate) under New Tax Regime subject to certain conditions w.e.f. financial year commencing from April 1, 2019 and thereafter.

Notes to the Standalone Financial Statements for the year ended 31st March, 2024

Note 27.2 Income Tax recognised in Other Comprehensive Income/ (Loss) (₹ in Lakh)

Particulars	Year ended 31 st March, 2024	Year ended 31 st March, 2023
Current tax		
Arising on Income and expenses recognised in other comprehensive income	-	-
Remeasurements of defined benefit obligation	-	-
Deferred Tax		
Remeasurements of Defined Benefit Obligation	-	-
Total income tax recognised in Other Comprehensive Income	-	-

Note 27.2 Income Tax recognised for earlier years (₹ in Lakh)

Particulars	Year ended 31 st March, 2024	Year ended 31 st March, 2023
Income tax liability - Assessment year 2022-23	-	42.72
Income tax liability - Assessment year 2023-24	40.19	-
	40.19	42.72
Less:		
Provision for Income tax for the Assessment year 2022-23	-	29.53
Provision for Income tax for the Assessment year 2023-24	39.62	-
Total	0.57	13.19

Note 27.3 Deferred Tax Assets and Liabilities (₹ in Lakh)

Particulars	Amount	
Opening Balance as on 1st April 2022		13.70
Amount Charged to Statement of Profit & Loss		
Remeasurement of Investment at fair value	4.40	
Deferred Tax Assets created on PPE	0.02	
Total Amount Charged to Statement of Profit & Loss		4.42
Amount charged to Other Comprehensive Income		
Deferred Tax Assets set off for Cash Flow Hedge Reserve	(0.36)	
Total Amount charged to Other Comprehensive Income		(0.36)
Opening Balance as on 1st April 2023		17.76
Amount Charged to Statement of Profit & Loss		
Remeasurement of Investment at fair value	15.65	
Deferred Tax Assets created on PPE	(0.02)	
Total Amount Charged to Statement of Profit & Loss		15.63
Amount charged to Other Comprehensive Income		
Deferred Tax Assets set off for Cash Flow Hedge Reserve	(0.18)	
Total Amount charged to Other Comprehensive Income		(0.18)
Closing Balance as on 31st March 2024		33.21

Notes to the Standalone Financial Statements for the year ended 31st March, 2024

Note 27.4: Reconciliation of Tax Expenses (₹ in Lakh)

Particulars	Year ended 31 st March, 2024	Year ended 31 st March, 2023
Total Amount Charged to Statement of Profit & Loss as above Note no. 27.3	15.63	4.42
Add:- Amount of difference in Tax Provision & actual of Previous year	0.57	13.19
Add:-Provision for Income tax	19.10	39.62
Tax Expenses as per Statement of Profit & Loss	35.29	57.23

Note 28: Earnings per share (₹ in Lakh)

Particulars	As at 31 st March, 2024	As at 31 st March, 2023
Profit after tax as per Statement of Profit & Loss	132.10	144.82
Net earning for computing basic earning per share	132.10	144.82
Number of equity shares	5,83,73,305	5,83,73,305
Weighted average number of equity shares used in computing the basic earnings per share	5,83,73,305	5,83,73,305
Weighted average number of equity shares used in computing the diluted earnings per share	5,83,73,305	5,83,73,305
Basic Earning per share of ₹1 each	0.23	0.25
Diluted Earning per share of ₹1 each	0.23	0.25
Face value per share (in ₹)	1.00	1.00

Note 29: Segment Reporting

The company's main objects envisage carrying on business in various Textile Products. Currently, the Company is engaged in the business of trading of yarns. In view of the current operation and according to the management the company constitute a single segment and accordingly there are no reportable segments in accordance with the requirement of Indian Accounting Standard (Ind AS) 108 on "Operating Segment Reporting" notified under the Companies (Indian Accounting Standard) Rules, 2015.

Geographical information

a. The Company is domiciled in India. The amount of its revenue from external customers broken down by location of customers is tabulated below: (₹ in Lakh)

Geography	Year ended 31 st March, 2024	Year ended 31 st March, 2023
India	609.16	612.08
Europe	429.75	80.04
Africa	211.28	306.07
Far East & South east Asia	81.86	65.61
Gulf & Middle east	54.09	59.03
Rest of the world	50.93	129.88
Total	1,437.07	1,252.71

b. Information regarding geographical non-current assets is as follows: (₹ in Lakh)

Geography	Year ended 31 st March, 2024	Year ended 31 st March, 2023
India	1,438.01	1,379.45
Outside India	-	-
Total	1,438.01	1,379.45

Notes to the Standalone Financial Statements for the year ended 31st March, 2024

Revenue for Products & Services

The detail of revenue from Products & Services are given below

(₹ in Lakh)

Geography	Year ended 31 st March, 2024	Year ended 31 st March, 2023
Sale of Goods	1,395.58	1,223.51
Sale of Services	-	-
Total	1,395.58	1,223.51

Note 30 Financial Ratios

Particulars	Numerator	Denominator	As at 31 st March, 2024	As at 31 st March, 2023	Variance (in %)	Remarks
Current Ratio (in times)	Current Assets	Current Liabilities	11.50	6.09	89%	Majorly due to decrease in current liabilities
Debt Equity Ratio (in times)	Long Term Debts	Shareholder's equity	-	-	-	
Debt Service Coverage Ratio (DSCR) (in times)	Earning for Debt Service	Debt Service	-	-	0%	
Return on Equity (ROE) (%)	Profit after Tax	Average Shareholders' Equity	5.82%	6.79%	(14%)	
Inventory turnover ratio (in times)	Revenue from operations	Average Inventory	22.39	10.10	122%	Majorly due to decrease in average Inventory
Trade Receivables Turnover Ratio (in times)	Revenue from Operations	Average Trade Receivables	37.75	23.41	61%	Majorly due to decrease in average Receivables
Trade Payables Turnover Ratio (in times)	Net Purchases	Average Trade Payable	10.03	19.06	(47%)	Majorly due to increase in average trade payables
Net Capital Turnover Ratio (in times)	Revenue from operations	Average Working capital	-	310.63	(100%)	
Net Profit (in%)	Profit after Tax	Revenue from Operations	9.19%	11.56%	(20%)	
Return on Capital Employed (ROCE) (in %)	Profit before Interest and Tax	Capital employed	7.20%	9.21%	(22%)	
Return on investment (ROI) (in %)	Investment income	Average Investments	7.09%	8.05%	-12%	

Note 31: Financial Instruments

Note 31.1: Capital Management

The primary objective of the Company Capital Management is to maximise the shareholder's value and also maintain an optimal capital structure to reduce cost of capital. In order to manage the capital structure, the Company may adjust the amount of dividend paid to shareholders, return on capital to shareholders, issue new shares or sale assets to reduce debts.

The Company monitors capital on the basis of following gearing ratio, which is net debt (net of cash and cash equivalents) divided by total equity plus net debt.

Notes to the Standalone Financial Statements for the year ended 31st March, 2024

Note 31.1.1: Gearing Ratio

The gearing ratio at the end of the reporting period are as follows:

(₹ in Lakh)

Particulars	As at 31 st March, 2024	As at 31 st March, 2023
Debt (See note 'i' below)	-	-
Cash and bank balances (Refer Note no. 9 & 10)	(45.21)	(80.09)
Net debt	(45.21)	(80.09)
Total Equity (Refer Note no. 14 & 15)	2,336.88	2,205.32
Total Equity and Net Debt	2,291.67	2,125.23
Gearing Ratio	(0.02)	(0.04)

Note: i. Debt outstanding as on 31.03.2024 - Nil. (Previous Year Nil) Debt is defined as short-term borrowings (excluding derivative, financial guarantee contracts)

Note 31.2: Financial Instruments- Accounting Classification and Fair Value Measurement

The carrying value and fair value of financial instruments by categories as of 31st March, 2024 were as follows: (₹ in Lakh)

Particulars	Amortised /Cost	Financial assets/ liabilities at fair value through profit & loss	Financial assets/ liabilities at fair value through OCI	Total value
Financial assets				
Measured at Amortised cost				
(a) Trade receivables	62.10	-	-	62.10
(b) Cash and cash equivalents	30.21	-	-	30.21
(c) Bank balances other than above	15.00	-	-	15.00
(d) Other financial assets	0.79	-	-	0.79
(e) Investments - Equity	660.00	-	-	660.00
Measured at Fair Value				
(f) Investments-Mutual Funds	-	773.92	-	773.92
Financial Liabilities				
Measured at Amortised cost				
(g) Borrowings	-	-	-	-
(h) Trade payables	69.54	-	-	69.54
(i) Other financial liabilities	18.04	-	-	18.04

Notes to the Standalone Financial Statements for the year ended 31st March, 2024

The carrying value and fair value of financial instruments by categories as of 31st March, 2023 were as follows: (₹ in Lakh)

Particulars	Amortised /Cost	Financial assets/ liabilities at fair value through profit & loss	Financial assets/ liabilities at fair value through OCI	Total value
Financial assets				
Measured at Amortised cost				
(a) Trade receivables	14.03	-	-	14.03
(b) Cash and cash equivalents	52.52	-	-	52.52
(c) Bank balances other than above	27.57	-	-	27.57
(d) Other financial assets	1.28	-	-	1.28
(e) Investments - Equity	660.00	-	-	660.00
Measured at Fair Value				
(f) Investments -Mutual Funds	-	714.93	-	714.93
Financial Liabilities				
Measured at Amortised cost				
(g) Borrowings	-	-	-	-
(h) Trade payables	74.95	-	-	74.95
(i) Other financial liabilities	21.02	-	-	21.02

Note 31.3: Fair Value Hierarchy

This section explains the judgements and estimates made in determining the fair values of the financial instruments that are recognised and measured at fair value and measured at amortised cost and for which fair values are disclosed in financial statements. To provide an indication about the reliability of inputs used in determining fair values, the group has classified its financial instruments into three levels prescribed under the accounting standards.

The fair values of the financial assets and liabilities are recognised at the amount that would be received to sell an asset or paid to transfer a liability in an orderly transaction between market participants at the measurement date, other than in a forced or liquidation sale.

The following provides the fair value measurement hierarchy of Company asset and liabilities, for determining and disclosing the fair value of financial instruments by valuation techniques, grouped into Level 1 to Level 3 as described below:

Level 1- Quoted prices (unadjusted) in active markets for identical assets or liabilities.

Level 2- Input other than quoted prices included within level 1 that are observable for the asset or liabilities, either directly (i.e. as prices) or indirectly (i.e. derived from prices). (Net Asset value as published by the fund).

Level 3- Inputs for the assets or liabilities that are not based on observable market data(unobservable inputs).

Note: 31.3.1 The following table presents fair value hierarchy of assets and liabilities measured at fair value on a recurring basis as of 31st March, 2024 (₹ in Lakh)

Particular	As at 31 st March, 2024	Fair Value measurement at end of the reporting period/year using
	Amount	Level 2
Investment in Mutual Funds	773.92	773.92

Notes to the Standalone Financial Statements for the year ended 31st March, 2024

The following table presents fair value hierarchy of assets and liabilities measured at fair value on a recurring basis as of 31st March, 2023: (₹ in Lakh)

Particular	As at 31 st March, 2024	Fair Value measurement at end of the reporting period/year using
	Amount	Level 2
Investment in Mutual Funds	714.93	714.93

Note 31.3.2: Valuation technique used to determine Fair value

The Company maintains policies and procedures to value financial assets or financial liabilities using the best and most relevant data available. The fair values of the financial assets and liabilities are recognised at the amount that would be received to sell an asset or paid to transfer a liability in an orderly transaction between market participants at the measurement date.

The following methods and assumptions were used to estimate the fair values:

1) Fair value of cash and deposits, trade receivables, trade payables, and other current financial assets and liabilities measured at amortised cost is approximate to their carrying amounts largely due to the short-term maturities of these instruments. The fair value of other non-current financial assets and liabilities (security deposit taken/given and advance to employees) carried at amortized cost is approximately equal to fair value. Hence carrying value and fair value is taken same.

2) The fair values of derivatives are estimated by using pricing models, where the inputs to those models are based on readily observable market parameters basis contractual terms, period to maturity, and market parameters such as interest rates, foreign exchange rates, and volatility. These models do not contain a high level of subjectivity as the valuation techniques used do not require significant judgement, and inputs thereto are readily observable from actively quoted market prices. Management has evaluated the credit and non-performance risks associated with its derivative counterparties and believe them to be insignificant and not warranting a credit adjustment.

3) The fair values of the quoted equity shares have been done on quoted price of stock exchange as on reporting date.

Note 31.4: Financial risk management

The Company's principal financial liabilities, comprises of trade payables. The main purpose of these financial liabilities is to finance the Company's operations. The Company's principal financial assets include loans, trade and other receivables, and cash and cash equivalents that derive directly from its operations.

The company's activities expose it to a variety of financial risks: currency risk, interest rate risk, credit risk and liquidity risk. The company's overall risk management strategy seeks to minimise adverse effects from the unpredictability of financial markets on the company's financial performance. The Company's senior management is supported by a financial risk committee that advises on financial risks and the appropriate financial risk governance framework for the Company. The financial risk committee provides assurance to the Company's senior management the Company's financial risk activities are governed by appropriate policies and procedures and that financial risks are identified, measured and managed in accordance with the Company's policies and risk objectives. The Audit committee reviews and agrees policies for managing each of these risks, which are summarised below.

Note 31.4.1: Credit Risk

Credit risk arises from the possibility that the counterparty will default on its contractual obligations resulting in financial loss to the Company. The Company is exposed to credit risk from its operating activities (primarily trade receivables) and from its financing activities, including deposits with banks and financial institutions and other financial instruments.

Expected Credit Loss for Trade Receivables

There is no debtor outstanding for more than 12 months. Credit risk is managed through credit approvals, establishing credit limits, continuous monitoring of creditworthiness of customers to which the company grants credit terms in the normal course of business.

Notes to the Standalone Financial Statements for the year ended 31st March, 2024

The Company also assesses the financial reliability of customers taking into account the financial condition, current economic trends and historical bad debts and ageing of accounts receivables.

For the year ending 31st March, 2024 (₹ in Lakh)

Financial assets to which loss allowance is measured using 12 months Expected credit loss (ECL)	Gross Carrying Amount	Expected Probability of Default	Expected Credit Loss	Carrying amount net of impairment provision
Other Financial Assets	0.79	-	-	0.79

(₹ in Lakh)

Financial assets to which loss allowance is measured using life time expected credit loss (ECL)	Not Due	Less than 12 months	More than 12 months	Total
Trade Receivables	62.10	-	-	62.10
Expected Loss Rate	-	-	100%	-
Expected Credit Losses	-	-	-	-
Carrying amount of Trade Receivables	62.10	-	-	62.10

For the year ending 31st March, 2023 (₹ in Lakh)

Financial assets to which loss allowance is measured using 12 months Expected Credit Loss (ECL)	Gross Carrying Amount	Expected Probability of Default	Expected Credit Loss	Carrying amount net of impairment provision
Other Financial Assets	1.28	-	-	1.28

(₹ in Lakh)

Financial assets to which loss allowance is measured using life time expected credit loss (ECL)	Not Due	Less than 12 months	More than 12 months	Total
Trade Receivables	14.02	0.01	-	14.03
Expected Loss Rate	-	-	100%	-
Expected Credit Losses	-	-	-	-
Carrying amount of Trade receivables	14.02	0.01	-	14.03

Provisioning Norms of Debtors

Ageing of debtor on the basis of invoice date	Provision in %
Upto 12 Months	Nil
More than 12 months	100%

Investments

The Company limits its exposure to credit risk by generally investing with counterparties that have a good credit rating.

Cash & Cash Equivalents

With respect to credit risk arising from financial assets which comprise of cash and cash equivalents, the Company's risk exposure arises from the default of the counterparty, with a maximum exposure equal to the carrying amount of these financial assets at the reporting date. Since the counter party involved is a bank, Company considers the risks of non-performance by the counterparty as non-material.

Foreign exchange risk is the risk that the fair value of future cash flows of financial instruments will fluctuate because of changes in foreign exchange rate.

Notes to the Standalone Financial Statements for the year ended 31st March, 2024

The Company derives significant portion of its revenue in foreign currency, exposing it to fluctuations in currency movements. The Company has laid down a foreign exchange risk policy as per which senior management team reviews and manages the foreign exchange risks in a systematic manner, including regular monitoring of exposures, proper advice from market experts, hedging of exposures, etc.

In management's opinion, the sensitivity analysis is unrepresentative of the inherent foreign exchange risk because the exposure at the end of the reporting period does not reflect the exposure during the year.

Details in respect of the outstanding hedge accounting relationships given below: (₹ in Lakh)

Particular	As at 31 st March, 2024	As at 31 st March, 2023
	USD	USD
Trade Receivables	-	-
Less: Hedged Portion	-	-
Unhedged Exposure	-	-

Sensitivity Analysis

The Following table demonstrate the sensitivity in the foreign exchange rate (USD) to the Indian Rupees with all other variable held constant. The Impact on statement of profit & loss is given below: (₹ in Lakh)

Particular	As at 31 st March, 2024		As at 31 st March, 2023	
	Increase	Decrease	Increase	Decrease
USD Sensitivity				
USDINR-Increase/(Decrease) by 1%	-	-	-	-

Note 31.5: Liquidity risk management

Ultimate responsibility for liquidity risk management rests with the board of directors, which has established an appropriate liquidity risk management framework for the management of the company's short, medium, and long-term funding and liquidity management requirements. The company manages liquidity risk by maintaining adequate reserves, banking facilities and reserve borrowing facilities, by continuously monitoring forecast and actual cash flows, and by matching the maturity profiles of financial assets and liabilities.

Liquidity and interest risk tables

The following tables detail the company's remaining contractual maturity for its financial liabilities with agreed repayment periods. The tables have been drawn up based on the undiscounted cash flows of financial liabilities based on the earliest date on which the company can be required to pay. The contractual maturity is based on the earliest date on which the company may be required to pay.

(₹ in Lakh)

Particulars	Weighted average effective interest rate	0-1 year	1-3 years	3-5 years	5+ years	Total	Carrying Amount
31st March, 2024							
Non-interest bearing							
Trade payables		69.54	-	-	-	69.54	69.54
Other financial liabilities		18.04	-	-	-	18.04	18.04
31st March, 2023							
Non-interest bearing							
Trade payables		74.95	-	-	-	74.95	74.95
Other financial liabilities		20.54	0.48	-	-	21.02	21.02

Notes to the Standalone Financial Statements for the year ended 31st March, 2024

Note: 32 (i)

LIST OF RELATED PARTIES AS PER IND AS 24 & REGULATION 23 OF SEBI (LISTING OBLIGATIONS AND DISCLOSURE REQUIREMENTS) REGULATIONS, 2015

S.No.	Name of Related Party	Nature of Relationship
A	(i) A person or a close member of that person's family of a reporting entity has control or joint control over the reporting entity	Shri Shekhar Agarwal
		Shri Shantanu Agarwal
	(ii) A person or a close member of that person's family of a reporting entity has significant influence over the reporting entity	Shri Shekhar Agarwal
		Smt. Shashi Agarwal
		Shri Shantanu Agarwal
		Smt. Shuchi Poddar
	(iii) A Person or close member of that person's family of a reporting entity is a member of key management personnel of the reporting entity or of parent of the reporting entity.	Shri Shekhar Agarwal
		Shri Shantanu Agarwal
		Shri Riju Jhunjunwala
		Shri Rakesh Kumar Ojha
		Shri Manish Gupta
		Smt. Sunita Mathur
		Shri Avinav Sharma
B	(i) The entity and the reporting entity are members of the same group (which means that each parent, subsidiary and fellow subsidiary is related to the others)	Not applicable
	(ii) One entity is an associate or joint venture of the other entity (or an associate or joint venture of a member of a group of which the other entity is a member)	BMD Pvt. Ltd.
		BMD Power Pvt. Ltd.
		BMD Renewable Energy Pvt. Ltd.
		Agarwal Trademart Pvt. Ltd.
	(iii) Associated and other entities are joint ventures of the same third party.	Not applicable
	(iv) One Entity is a joint venture of a third party and the other entity is an associate of the third entity	Not applicable
(v) The entity is a post-employment benefit plan for the benefit of employees of either the reporting entity or an entity related to the reporting entity. If the reporting entity is itself such a plan, the sponsoring employers are also related to the reporting entity	Not applicable	

Notes to the Standalone Financial Statements for the year ended 31st March, 2024

(vi)	The entity is controlled or jointly controlled by a person identified in (a)	
	Aadi Marketing Company Private Limited	Holding more than 50% of Shareholding along with relatives in the Company.
	Agarwal Finestate Private Limited	
	AKJ Apparels Private Limited	
	Asia Law Office	
	BMD Power Private Limited	
	BMD Private Limited	
	BMD Renewable Energy Private Limited	
	BSL Limited	
	Captain Trade & Agencies Private Limited	
	Diplomat Leasing and Finance Private Limited	
	Giltedged Industrial Securities Limited	
	Glorious Commodeal Private Limited	
	HEG Limited	
	India TexFab Marketing Limited	
	Investors India Limited	
	Jawahar Textile Private Limited	
	Jivon Textile Private Limited	
	Kalati Holdings Private Limited	
	Maral Overseas Limited	
	MG Marketing and Trading Private Limited	
	Minimal Access Smart Surgery Hospitals Private Limited	
	Nikita Electrotrades Private Limited	
	Raghav Commercial Limited	
	RANDR Trustee Private Limited	
	Redrose Vanijya Private Limited	
	RLJ Family Trusteeship Private Limited	
	RRJ Family Trustee Private Limited	
	RSWM Limited	
	Sita Nirman Private Limited	
	SKLNJ Family Trusteeship Private Limited	
	SSSA Family Private Limited	
	Texnere India Private Limited	
	Veronia Tie up Private Limited	
	Zoongoo Commercial Co. Private Limited	
(vii)	A person identified in (a)(i) has significant influence over the entity or is a member of the key management personnel of the entity (or of a parent of the entity).	
1	Shri Shekhar Agarwal	Holding 20% or more Shareholding along with relatives in the Company.
	Aadi Marketing Company Private Limited	
	Agarwal Finestate Private Limited	
	BMD Power Private Limited	
	BMD Private Limited	
	BMD Renewable Energy Private Limited	
	Diplomat Leasing and Finance Private Limited	

Notes to the Standalone Financial Statements for the year ended 31st March, 2024

	Maral Overseas Limited	
	MG Marketing and Trading Private Limited	
	Sita Nirman Private Limited	
	SSSA Family Private Limited	
2	Shri Shantanu Agarwal	
	Aadi Marketing Company Private Limited	
	Agarwal Finestate Private Limited	
	BMD Power Private Limited	
	BMD Private Limited	
	BMD Renewable Energy Private Limited	
	Diplomat Leasing and Finance Private Limited	
	Maral Overseas Limited	
	MG Marketing and Trading Private Limited	
	Sita Nirman Private Limited	
	SSSA Family Private Limited	
(viii)	The Entity, or any member of a group of which it is part, provide key management personal service to the reporting entity of to the parent of reporting entity.	Holding 20% or more Shareholding along with relatives in the Company.
		Not applicable

Note 32 (ii): Related Party Transactions Disclosure

(₹ in Lakh)

S. No.	Transactions	Key Managerial Personnel & Relatives		Associates and Wholly Owned Subsidiary of Associates of Reporting Entity		A person and enterprises over which any person described other than A-(i-iii) and B-(ii) is able to exercise significant influence over the reporting enterprises.		Total	
		31 st March, 2024	31 st March, 2023	31 st March, 2024	31 st March, 2023	31 st March, 2024	31 st March, 2023	31 st March, 2024	31 st March, 2023
1	Sitting Fees	4.40	3.35	-	-	-	-	4.40	3.35
2	Remuneration			-	-	-	-		
a	Short term employees benefit	11.05	9.52	-	-	-	-	11.05	9.52
b	Post employment benefit	-	-	-	-	-	-	-	-
c	Termination benefits	-	-	-	-	-	-	-	-
d	Share-based payment.	-	-	-	-	-	-	-	-
e	Other long-term benefits	-	-	-	-	-	-	-	-
3	Reimbursement of Expenses paid/Payable for medical expenses	-	-	-	-	1.70	0.37	1.70	0.37
4	Outstanding Due to	-	-	-	-	15.24	18.90	15.24	18.90
5	Sale of Goods	-	-	-	-	-	46.74	-	46.74
6	Job Charges Payable	-	-	-	-	269.03	167.02	269.03	167.02
	Total	15.45	12.87	-	-	285.97	233.03	301.42	245.90

Note 33: Recent Accounting Pronouncements

Ministry of Corporate Affairs("MCA") notifies new standards or amendments to the existing standards under Companies (Indian Accounting Standards) Rules as issued from time to time. For the year ended 31st March, 2024 MCA has not notified any new standards or amendments to the existing standards applicable to the Company.

Notes to the Standalone Financial Statements for the year ended 31st March, 2024

Note 34: Other Statutory Information

- The Company does not have any Benami property, where any proceeding has been initiated or pending against the Company for holding any Benami property.
- The Company does not have any transactions with companies struck off.
- The Company does not have any charges or satisfaction which is yet to be registered with ROC beyond the statutory period.
- The Company has not traded or invested in Crypto currency or Virtual Currency during the financial year.
- The Company has not received any fund from any person(s) or entity(ies), including foreign entities (Funding Party) with the understanding (whether recorded in writing or otherwise) that the Company shall:
 - Directly or indirectly lend or invest in other persons or entities identified in any manner whatsoever by or on behalf of the Funding Party (Ultimate Beneficiaries) or
 - Provide any guarantee, security or the like on behalf of the ultimate beneficiaries.
- The Company has not advanced any fund to any person(s) or entity(ies), including foreign entities with the understanding (whether recorded in writing or otherwise) that the Company shall:
 - Directly or indirectly lend or invest in other persons or entities identified in any manner whatsoever by or on behalf of the Funding Party (Ultimate Beneficiaries) or
 - Provide any guarantee, security or the like on behalf of the ultimate beneficiaries.
- The Company has no subsidiary and joint venture downward. The company has one associate company downward.
- The lender of the company has not declared company as wilful defaulter and also company has not defaulted in loan repayment of loan to the lender.
- There is no transaction which are not recorded in the books of account that has been surrendered or disclosed as income during the year in the tax assessments under the Income Tax Act, 1961.
- The company has used accounting softwares for maintaining its books of account which has a feature of recording audit trail (edit log) facility and the same has operated throughout the year for all relevant transactions recorded in the softwares.

Note 35: Approval of Financial Statements

The Financial Statements for the period ended 31st March, 2024 were approved by the Board of Directors and authorized for issue on 20th May, 2024.

In terms of our report attached
As per our report of even date
For Doogar & Associates
Chartered Accountants
Firm Regn. No. 000561N

Mukesh Goyal
Partner
Membership No. 081810

Shekhar Agarwal
Chairman & Managing Director and CEO
DIN : 00066113

For and on behalf of the Board of Directors
BHILWARA TECHNICAL TEXTILES LIMITED

Shantanu Agarwal
Director
DIN : 02314304

Place: Noida (U.P.)
Date: 20th May, 2024

Avnish Maurya
Company Secretary & Chief Financial Officer
Membership No. A49392

INDEPENDENT AUDITORS' REPORT

To The Members

Bhilwara Technical Textiles Limited

Report on the Audit of the Consolidated Ind AS financial statements

Opinion

We have audited the accompanying consolidated Ind AS financial statements of **Bhilwara Technical Textiles Limited** (hereinafter referred to as "the Investor Company") and its associate company (Investor Company and associate company together referred to as "the Group"), which comprise the Consolidated Balance Sheet as at 31st March, 2024, the Consolidated Statement of Profit and Loss [including Other Comprehensive Income/(Loss)], the Consolidated Cash Flow Statement, the Consolidated Statement of Changes in Equity for the year then ended, and a summary of material accounting policies and other explanatory information (hereinafter referred to as "the consolidated Ind AS financial statements").

In our opinion and to the best of our information and according to the explanations given to us, the aforesaid consolidated financial statements give the information required by the Act in the manner so required and give a true and fair view in conformity with the Indian Accounting Standards prescribed under section 133 of the Act read with the Companies (Indian Accounting Standards) Rules, 2015, as amended, ("Ind AS") and other accounting principles generally accepted in India, of the state of affairs of the Group as at 31st March, 2024, and their consolidated profit, consolidated total comprehensive income, their consolidated cash flows and consolidated statement of changes in equity for the year ended on that date.

Basis for Opinion

We conducted our audit of the consolidated financial statements in accordance with the Standards on Auditing specified under section 143 (10) of the Act (SAs). Our responsibilities under those Standards are further described in the Auditor's Responsibility for the Audit of the Consolidated Financial Statements section of our report. We are independent of the Group in accordance with the Code of Ethics issued by the Institute of Chartered Accountants of India (ICAI) together with the ethical

requirements that are relevant to our audit of the consolidated financial statements under the provisions of the Act and the Rules made there under, and we have fulfilled our other ethical responsibilities in accordance with these requirements and the ICAI's Code of Ethics. We believe that the audit evidence obtained by us is sufficient and appropriate to provide a basis for our audit opinion on the consolidated financial statements.

Information Other than the Financial Statements and Auditor's Report Thereon

The Investor Company's Board of Directors is responsible for the other information. The other information comprises the information included in the Director's report including Annexures to Director's Report, but does not include the consolidated financial statements and our auditor's report thereon. The Director's report is expected to be made available to us after the date of this Auditor's report.

Our opinion on the consolidated financial statements does not cover the other information and we do not and will not express any form of assurance conclusion thereon.

In connection with our audit of the consolidated financial statements, our responsibility is to read the other information and, in doing so, consider whether the other information is materially inconsistent with the consolidated financial statements or our knowledge obtained during the course of our audit or otherwise appears to be materially misstated.

When we read the Director's report, if we conclude that there is a material misstatement therein, we are required to communicate the matter to those charged with governance as required under SA 720 'The Auditor's responsibilities Relating to Other Information'.

Management's Responsibility for the Consolidated Ind AS financial statements

The Investor Company's Board of Directors is responsible for the matters stated in section 134(5) of the Act with respect to the preparation of these consolidated financial statements that give a true and fair view of the consolidated financial position, consolidated financial performance including

other comprehensive income, consolidated cash flows and consolidated changes in equity of the Group in accordance with the Ind AS and other accounting principles generally accepted in India. The Board of Directors of the Investor companies and of its associates are responsible for maintenance of adequate accounting records in accordance with the provisions of the Act for safeguarding the assets of the Investor Company and its associates and for preventing and detecting frauds and other irregularities; selection and application of appropriate accounting policies; making judgments and estimates that are reasonable and prudent; and design, implementation and maintenance of adequate internal financial controls, that were operating effectively for ensuring the accuracy and completeness of the accounting records, relevant to the preparation and presentation of the financial statements that give a true and fair view and are free from material misstatement, whether due to fraud or error, which have been used for the purpose of preparation of the consolidated financial statements by the Directors of the Investor Company, as aforesaid.

In preparing the consolidated financial statements, Investor Company's Board of Directors is responsible for assessing the ability of the Group to continue as a going concern, disclosing, as applicable, matters related to going concern and using the going concern basis of accounting unless the management either intends to liquidate or cease operations, or has no realistic alternative but to do so.

The Board of Directors of the companies of the group is also responsible for overseeing the financial reporting process of the Group.

Auditor's Responsibility for the Audit of the Consolidated Financial Statements

Our objectives are to obtain reasonable assurance about whether the consolidated financial statements as a whole are free from material misstatement, whether due to fraud or error, and to issue an auditor's report that includes our opinion. Reasonable assurance is a high level of assurance, but is not a guarantee that an audit conducted in accordance with SAs will always detect a material misstatement when it exists. Misstatements can arise from fraud or error and are considered material if, individually or in the aggregate, they could reasonably be expected to influence the economic decisions of users taken on the basis of these consolidated financial statements.

As part of an audit in accordance with SAs, we exercise professional judgment and maintain professional skepticism throughout the audit. We also:

- Identify and assess the risks of material misstatement of the consolidated financial statements, whether due to fraud

or error, design and perform audit procedures responsive to those risks, and obtain audit evidence that is sufficient and appropriate to provide a basis for our opinion. The risk of not detecting a material misstatement resulting from fraud is higher than for one resulting from error, as fraud may involve collusion, forgery, intentional omissions, misrepresentations, or the override of internal control.

- Obtain an understanding of internal financial control relevant to the audit in order to design audit procedures that are appropriate in the circumstances. Under section 143(3)(i) of the Act, we are also responsible for expressing our opinion on whether the Holding Company has adequate internal financial controls system in place and the operating effectiveness of such controls.
- Evaluate the appropriateness of accounting policies used and the reasonableness of accounting estimates and related disclosures made by the management.
- Conclude on the appropriateness of management's use of the going concern basis of accounting and, based on the audit evidence obtained, whether a material uncertainty exists related to events or conditions that may cast significant doubt on the ability of the Group to continue as a going concern. If we conclude that a material uncertainty exists, we are required to draw attention in our auditor's report to the related disclosures in the consolidated financial statements or, if such disclosures are inadequate, to modify our opinion. Our conclusions are based on the audit evidence obtained up to the date of our auditor's report. However, future events or conditions may cause the Group to cease to continue as a going concern.
- Evaluate the overall presentation, structure and content of the consolidated financial statements, including the disclosures, and whether the consolidated financial statements represent the underlying transactions and events in a manner that achieves fair presentation.
- Obtain sufficient appropriate audit evidence regarding the financial information of the entities within the Group to express an opinion on the consolidated financial statements. We are responsible for the direction, supervision and performance of the audit of the financial statements of such entities included in the consolidated financial statements of which we are the independent auditors. We remain solely responsible for our audit opinion.

Materiality is the magnitude of misstatements in the consolidated financial statements that, individually or in aggregate, makes it probable that the economic decisions of a reasonably knowledgeable user of the consolidated financial

statements may be influenced. We consider quantitative materiality and qualitative factors in (i) planning the scope of our audit work and in evaluating the results of our work; and (ii) to evaluate the effect of any identified misstatements in the consolidated financial statements.

We communicate with those charged with governance of the Investor Company and other entities included in the consolidated financial statements of which we are the independent auditors regarding, among other matters, the planned scope and timing of the audit and significant audit findings, including any significant deficiencies in internal control that we identify during our audit.

We also provide those charged with governance with a statement that we have complied with relevant ethical requirements regarding independence, and to communicate with them all relationships and other matters that may reasonably be thought to bear on our independence, and where applicable, related safeguards.

Other Matters

The consolidated financial statements include the Associate Company's share of net profit of Rs. 1155.85 lakhs and share in other comprehensive income of an Associate is Rs. 12.04 lakhs for the year ended 31st March, 2024, as considered in the consolidated financial statements, in respect of one associate, whose financial statements have not been audited by us. These financial statements have been audited by other auditor whose report has been furnished to us by the Management and our opinion on the consolidated financial statements, in so far as it relates to the amounts and disclosures included in respect of this associate, and our report in terms of sub-sections (3) of Section 143 of the Act, insofar as it relates to the aforesaid associate, is based solely on the report of the other auditor.

Our opinion on the consolidated financial statements, and our report on other Legal and Regulatory Requirements below, is not modified in respect of the above matters with respect to our reliance on the work done and the reports of the other auditors.

Report on Other Legal and Regulatory Requirements

As required by Section 143 (3) of the Act, we report, to the extent applicable, that:

- a) We have sought and obtained all the information and explanations which to the best of our knowledge and belief were necessary for the purposes of our audit of the aforesaid consolidated financial statements;
- b) In our opinion, proper books of accounts as required by law relating to preparation of the aforesaid consolidation of the financial statements have been kept so far as it appears from our examination of those books;

- c) The consolidated balance sheet, the consolidated statement of profit and loss including the statement of other comprehensive income/(loss), the consolidated cash flow statement and consolidated statement of changes in equity dealt with by this Report are in agreement with the books of account maintained for the purpose of preparation of the consolidated Ind AS financial statements;
- d) In our opinion, the aforesaid consolidated Ind AS financial statements comply with the Accounting Standards specified under Section 133 of the Act, read with Rule 7 of the Companies (Accounts) Rules, 2014 and the Companies (Indian Accounting Standards) Amendment Rules, 2015, as amended;
- e) On the basis of the written representations received from the directors of the Investor Company as on 31st March, 2024 taken on record by the Board of Directors of the Investor Company and the reports of the other statutory auditor of associate companies, none of the directors of the Investor companies and its associate company is disqualified as on 31st March, 2024 from being appointed as a director in terms of Section 164 (2) of the Act;
- f) With respect to the adequacy of the internal financial controls over financial reporting of the Group and the operating effectiveness of such controls, refer to our separate report in "Annexure A". Our report expresses an unmodified opinion on the adequacy and operating effectiveness of internal financial controls over financial reporting of Group.
- g) With respect to the other matters to be included in the Auditor's Report in accordance with the requirements of section 197(16) of the Act, as amended,

In our opinion and to the best of our information and according to the explanations given to us, no remuneration was paid by the Company to its directors during the year and hence not commented upon.

- h) With respect to the other matters to be included in the Auditor's Report in accordance with Rule 11 of the Companies (Audit and Auditors) Rules, 2014, in our opinion and to the best of our information and according to the explanations given to us:
 - i. There were no pending litigations which would impact the consolidated financial position of the Investor Company and its associate;
 - ii. The Investor Company and its associate did not have any material foreseeable losses on long-term contracts including derivative contracts;

- iii. There were no amounts which were required to be transferred to the Investor education and Protection Fund by the Investor Company and its associate company incorporated in India.
- iv. a) The respective Managements of the Investor Company and its associate company, incorporated in India whose financial statements/ financial information have been audited under the Act have represented that, to the best of their knowledge and belief as disclosed in the note 34(vi) to the consolidated financial statements, no funds have been advanced or loaned or invested (either from borrowed funds or share premium or any other sources or kind of funds) by the Investor Company or its associate company, incorporated in India, to or in any other persons or entities, including foreign entities ("Intermediaries"), with the understanding, whether recorded in writing or otherwise, that the Intermediary shall, directly or indirectly lend or invest in other persons or entities identified in any manner whatsoever ("Ultimate Beneficiaries") by or on behalf of the Investor Company or its associate company, incorporated in India or provide any guarantee, security or the like on behalf of the Ultimate Beneficiaries.
- b) The respective Managements of the Investor Company and its associate company, incorporated in India, whose financial statements/ financial information have been audited under the Act have represented that, to the best of their knowledge and belief as disclosed in the Note 34(v) to the consolidated financial statements, no funds have been received by the Investor Company or its associate company, incorporated in India, from any persons or entities, including foreign entities ("Funding Parties"), with the understanding, whether recorded in writing or otherwise, that the Investor Company or its associate company incorporated in India shall, directly or indirectly, lend or invest in other persons or entities identified in any manner whatsoever ("Ultimate Beneficiaries") by or on behalf of the Funding Parties

or provide any guarantee, security or the like on behalf of the Ultimate Beneficiaries c) Based on the audit procedures that have been considered reasonable and appropriate in the circumstances performed by us on the Company and its associate company, which are companies incorporated in India, whose financial statements have been audited under the Act, nothing has come to our notice that has caused us to believe that the representations under sub-clause (i) and (ii) of Rule 11(e), as provided under (a) and (b) above, contain any material misstatement.

- v. The company has not declared or paid any dividend during the year and has not proposed any final dividend for the year.
- vi. Based on our examination, which included test checks, the Company has used an accounting software for maintaining its books of account for the financial year ended 31st March, 2024 which has a feature of recording audit trail (edit log) facility and the same has operated throughout the year for all relevant transactions recorded in the software(s).

Reporting under Rule 11 (g) of the Companies (Audit and Auditors) Rules, 2014 on preservation of audit trail as per the statutory requirements for record retention will be commented in next financial year i.e; 2024-25 therefore this clause is not relevant for the financial year ended 31st March, 2024.

With respect to the matters specified in paragraphs 3(xxii) and 4 of the Companies (Auditor's Report) Order, 2020 (the "Order"/ "CARO") issued by the Central Government in terms of Section 143(11) of the Act, to be included in the Auditor's report, according to the information and explanations given to us, and based on the CARO reports issued by us for the Company and based on the CARO report of auditors of the associate company, included in the consolidated financial statements of the Company, to which reporting under CARO is applicable, we report that there are no qualifications or adverse remarks in these CARO reports.

For Doogar & Associates
Chartered Accountants
Firm Regn. No. 000561N

Mukesh Goyal
Partner
Membership No. 081810

Place: Noida (U.P)
Date: 20th May, 2024
UDIN: 24081810BKFMQS4348

“ANNEXURE A” TO THE INDEPENDENT AUDITOR’S REPORT TO THE MEMBERS OF BHILWARA TECHNICAL TEXTILES LIMITED (INVESTOR COMPANY) OF EVEN DATE ON ITS CONSOLIDATED FINANCIAL STATEMENTS

Report on the Internal Financial Controls under clause (i) of sub-section 3 of Section 143 of the Companies Act, 2013 (“the Act”) as referred to in paragraph 1(f) of ‘Report on Other Legal and Regulatory Requirements’ section of our report referred above

In conjunction with our audit of the consolidated financial statements of the Company as of and for the year ended 31st March, 2024, we have audited the internal financial controls over financial reporting of Bhilwara Technical Textiles Limited (hereinafter referred to as “the Investor Company”) and its associate company (collectively referred as ‘Group’), which is a company incorporated in India, as of that date.

Management’s Responsibility for Internal Financial Controls

The respective Board of Directors of the Investor Company and its associate company, which is company incorporated in India, are responsible for establishing and maintaining internal financial controls based on the internal control over financial reporting criteria established by the Company considering the essential components of internal control stated in the Guidance note on Audit of Internal Financial Controls over Financial Reporting issued by the Institute of Chartered Accountants of India (ICAI). These responsibilities include the design, implementation and maintenance of adequate internal financial controls that were operating effectively for ensuring the orderly and efficient conduct of its business, including adherence to the respective company’s policies, the safeguarding of its assets, the prevention and detection of frauds and errors, the accuracy and completeness of the accounting records, and the timely preparation of reliable financial information, as required under the Companies Act, 2013.

Auditor’s Responsibility

Our responsibility is to express an opinion on the Company’s internal financial controls over financial reporting based on our audit. We conducted our audit in accordance with the Guidance note on Audit of Internal Financial Controls over Financial Reporting (the “Guidance note”) issued by the ICAI and the Standards on Auditing, issued by ICAI and deemed to be prescribed under section 143(10) of the Companies Act, 2013, to the extent applicable to an audit of internal financial controls, both issued by the Institute of Chartered Accountants of India. Those Standards and the Guidance note require that we comply with ethical requirements and plan and perform the audit to

obtain reasonable assurance about whether adequate internal financial controls over financial reporting was established and maintained and if such controls operated effectively in all material respects. Our audit involves performing procedures to obtain audit evidence about the adequacy of the internal financial controls system over financial reporting and their operating effectiveness. Our audit of internal financial controls over financial reporting included obtaining an understanding of internal financial controls over financial reporting, assessing the risk that a material weakness exists, and testing and evaluating the design and operating effectiveness of internal control based on the assessed risk. The procedures selected depend on the auditor’s judgment, including the assessment of the risks of material misstatement of the financial statements, whether due to fraud or error. We believe that the audit evidence we have obtained is sufficient and appropriate to provide a basis for our audit opinion on the Group’s internal financial controls system over financial reporting.

Meaning of Internal Financial Controls Over Financial Reporting

A company’s internal financial control over financial reporting is a process designed to provide reasonable assurance regarding the reliability of financial reporting and the preparation of financial statements for external purposes in accordance with generally accepted accounting principles. A company’s internal financial control over financial reporting includes those policies and procedures that (1) pertain to the maintenance of records that, in reasonable detail, accurately and fairly reflect the transactions and dispositions of the assets of the company; (2) provide reasonable assurance that transactions are recorded as necessary to permit preparation of financial statements in accordance with generally accepted accounting principles, and that receipts and expenditures of the company are being made only in accordance with authorizations of management and directors of the company; and (3) provide reasonable assurance regarding prevention or timely detection of unauthorized acquisition, use, or disposition of the company’s assets that could have a material effect on the financial statements.

Inherent Limitations of Internal Financial Controls over Financial Reporting

Because of the inherent limitations of internal financial controls over financial reporting, including the possibility of collusion or improper management override of controls, material misstatements due to error or fraud may occur and not be detected. Also, projections of any evaluation of the internal financial controls over financial reporting to future periods are subject to the risk that the internal financial control over financial reporting may become inadequate because of changes in conditions, or that the degree of compliance with the policies or procedures may deteriorate.

Opinion

In our opinion, the Investor Company and its associate company which is a company incorporated in India, have, in all material respects, an adequate internal financial controls system over

financial reporting and such internal financial controls over financial reporting were operating effectively as at 31st March, 2024, based on the internal control over financial reporting criteria established by the respective companies considering the essential components of internal control stated in the Guidance note on Audit of Internal Financial Controls over Financial Reporting issued by the Institute of Chartered Accountants of India.

Other Matters

Our aforesaid reports under Section 143(3)(i) of the Act on the adequacy and operating effectiveness of the internal financial controls over financial reporting in so far as it relates to the one associate company, which is a company incorporated in India, is based on the corresponding report of the auditor of the associate company incorporated in India.

For **Doogar & Associates**
Chartered Accountants
Firm Regn. No. 000561N

Mukesh Goyal
Partner
Membership No. 081810

Place: Noida (U.P)
Date: 20th May, 2024
UDIN: 24081810BKFMQS4348

Consolidated Balance Sheet as at 31st March, 2024

(₹ in Lakh)

Particulars	Notes	As at 31 st March, 2024	As at 31 st March, 2023
ASSETS			
Non-Current Assets			
(a) Property, Plant & Equipment	3	0.17	0.40
(b) Financial Assets			
(i) Investments	4	15,595.11	14,368.23
(c) Other Non Current Assets	5	3.92	4.12
Total Non-Current Assets		15,599.20	14,372.75
Current Assets			
(a) Inventories	6	43.37	85.01
(b) Financial assets			
(i) Investments	7	827.92	804.84
(ii) Trade receivables	8	62.10	14.03
(iii) Cash and cash equivalents	9	30.21	52.52
(iv) Bank balances other than above (iii)	10	15.00	27.57
(v) Other financial assets	11	0.79	1.28
(c) Current Tax Asset (net)	12	1.96	-
(d) Other current assets	13	39.48	24.23
Total Current Assets		1,020.83	1,009.48
Total Assets		16,620.03	15,382.23
EQUITY AND LIABILITIES			
Equity			
(a) Equity share capital	14	583.73	583.73
(b) Other Equity	15	15,914.34	14,614.89
Total Equity		16,498.07	15,198.62
Liabilities			
Non-Current liabilities			
(a) Deferred Tax Liabilities	19	33.21	17.76
(b) Other Non current Liabilities		-	-
Total non- current liabilities		33.21	17.76
Current liabilities			
(a) Financial liabilities			
(i) Borrowings		-	-
(ii) Trade payables			
-Total outstanding dues of micro enterprises and small enterprises	17	0.03	55.36
-Total outstanding dues of Trade Payables other than micro enterprises and small enterprises	17	69.51	19.59
(iii) Other Financial Liabilities	18	18.04	21.02
(b) Current Tax Liabilities (net)	12	-	2.25
(c) Other current liabilities	16	1.17	67.63
Total Current Liabilities		88.75	165.85
Total Liabilities		121.96	183.61
Total Equity and liabilities		16,620.03	15,382.23

See Accompanying notes to the consolidated financial statements

1-35

In terms of our report attached
As per our report of even date
For Doogar & Associates
Chartered Accountants
Firm Regn. No. 000561N

Mukesh Goyal
Partner
Membership No. 081810

Shekhar Agarwal
Chairman & Managing Director and CEO
DIN : 00066113

Shantanu Agarwal
Director
DIN : 02314304

Avnish Maurya
Company Secretary & Chief Financial Officer
Membership No. A49392

Place: Noida (U.P.)
Date: 20th May, 2024

Consolidated Statement of Profit and Loss for the year ended 31st March, 2024

(₹ In Lakh except per share data)

Particulars	Notes	Year ended 31 st March, 2024	Year ended 31 st March, 2023
1. Revenue from Operations	20	1,437.07	1,252.71
2. Other Income	21	164.36	167.88
3. Total Income (1+2)		1,601.43	1,420.59
4. Expenses			
a. Cost of materials consumed	22	754.11	569.12
b. Purchases of Goods for Trading	22	262.02	267.96
c. Changes in inventories of finished goods, work in progress and stock in trade	23	33.63	100.25
d. Employee benefit expense	24	16.43	17.70
e. Finance Cost	25	0.82	1.08
f. Depreciation and amortisation	3	0.23	0.23
g. Other expenses	26	366.80	262.20
Total Expenses		1,434.04	1,218.54
Profit/Loss before exceptional item and tax (3-4)		167.39	202.05
Exceptional items		-	-
5. Profit before tax from continuing operations		167.39	202.05
Share of Profit/(Loss) of Associate		1,155.85	(551.70)
Profit/(Loss) before tax		1,323.24	(349.65)
6. Tax expense	27		
a. Current tax		19.09	39.62
b. Adjustment for earlier years		0.57	13.19
c. Deferred tax		15.63	4.42
Total tax expense		35.29	57.23
7. Profit for the Period (5-6)		1,287.95	(406.88)
8. Other comprehensive income/(loss)			
(i) Items that will be reclassified to statement of profit or loss - Fair Value gain/(loss) on Cash flow hedges		(0.72)	(1.43)
(ii) Income tax relating to items that will be reclassified to statement of profit or loss		0.18	0.36
(iii) Share in OCI of Associates		12.04	(10.84)
Total other comprehensive income		11.50	(11.91)
9. Total comprehensive income for the Period (7+8)		1,299.45	(418.79)
Earnings per equity share			
(Face value ₹1 per share)			
- Basic (in ₹)	28	2.21	(0.70)
- Diluted (in ₹)		2.21	(0.70)

See Accompanying notes to the consolidated financial statements

1-35

In terms of our report attached
As per our report of even date
For Doogar & Associates
Chartered Accountants
Firm Regn. No. 000561N

Mukesh Goyal
Partner
Membership No. 081810

Shekhar Agarwal
Chairman & Managing Director and CEO
DIN : 00066113

Shantanu Agarwal
Director
DIN : 02314304

Place: Noida (U.P.)
Date: 20th May, 2024

Avnish Maurya
Company Secretary & Chief Financial Officer
Membership No. A49392

Consolidated Statement of Cash Flow for the year ended 31st March, 2024

(₹ in Lakh)

Particulars	Year ended 31 st March, 2024	Year ended 31 st March, 2023
A. Cash flow from operating activities		
Profit for the year ended before tax	1,323.24	(349.65)
Adjustments for:		
Share in Profit of Associates	(1,155.86)	551.70
Depreciation	0.23	0.23
Interest income	(1.10)	(5.53)
Provision/Liability no longer required written back	(0.28)	-
Finance Cost	0.82	1.08
Remeasurement of Investment	(94.39)	(23.35)
Operating Profit/(Loss) before working capital change	72.66	174.48
Movements in working capital:		
Adjustments for (increase) / decrease in operating assets:		
Inventories	41.64	77.92
Trade receivables	(48.07)	78.97
Other Current Assets	(15.05)	3.13
Other financial assets	0.49	1.51
Adjustments for increase / (decrease) in operating liabilities:		
Trade payables	(5.41)	70.25
Other financial liabilities	(2.69)	(4.63)
Other current liabilities	(67.00)	24.84
Other Non current Liabilities	-	-
Cash generated/(used in) from operations before tax	(23.44)	426.47
Income tax paid	(23.83)	(41.62)
Net cash generated/(used in) operating activities (A)	(47.27)	384.85
B. Cash flow from investing activities		
Investments in Mutual Funds, Equity, Bonds, Debt	12.33	(350.69)
(Increase)/Decrease in Bank deposit	12.57	16.72
Interest received	0.87	5.71
Net cash generated by/(used in) investing activities (B)	25.77	(328.26)

Consolidated Statement of Cash Flow for the year ended 31st March, 2024 (Contd.)

(₹ in Lakh)

Particulars	Year ended 31 st March, 2024	Year ended 31 st March, 2023
C. Cash flow from financing activities		
Repayment of working capital loan	-	(8.07)
Interest paid	(0.82)	(1.08)
Net cash generated by/(used in) financing activities (C)	(0.82)	(9.15)
Net Increase/(decrease) in Cash and cash equivalents (A+B+C)	(22.31)	47.45
Cash and cash equivalents at the beginning of the year	52.52	5.07
Cash and cash equivalents at the year ended	30.21	52.52

See Accompanying notes to the consolidated financial statements 1-35

In terms of our report attached
As per our report of even date
For Doogar & Associates
Chartered Accountants
Firm Regn. No. 000561N

For and on behalf of the Board of Directors
BHILWARA TECHNICAL TEXTILES LIMITED

Mukesh Goyal
Partner
Membership No. 081810

Shekhar Agarwal
Chairman & Managing Director and CEO
DIN : 00066113

Shantanu Agarwal
Director
DIN : 02314304

Place: Noida (U.P.)
Date: 20th May, 2024

Avnish Maurya
Company Secretary & Chief Financial Officer
Membership No. A49392

Consolidated Statement of **Changes in Equity** for the Year ended 31st March, 2024

a. Equity Share Capital

Current reporting period ending 31st March 2024 (₹ in Lakh)

Balance at the beginning of the current reporting period		Changes in Equity Share Capital due to prior period errors		Restated balance at the beginning of the current reporting period		Changes in equity share capital during the current year		Balance at the end of the current reporting period	
No. of Shares	Amount	No. of Shares	Amount	No. of Shares	Amount	No. of Shares	Amount	No. of Shares	Amount
58373305	583.73	-	-	58373305	583.73	-	-	58373305	583.73

Previous reporting period 31st March 2023 (₹ in Lakh)

Balance at the beginning of the previous reporting period		Changes in Equity Share Capital due to prior period errors		Restated balance at the beginning of the previous reporting period		Changes in equity share capital during the previous year		Balance at the end of the previous reporting period	
No. of Shares	Amount	No. of Shares	Amount	No. of Shares	Amount	No. of Shares	Amount	No. of Shares	Amount
58373305	583.73	-	-	58373305	583.73	-	-	58373305	583.73

b. Other Equity

Current reporting period ending 31st March 2024 (₹ in Lakh)

Particulars	Share in Associates	Reserves and Surplus		Other Comprehensive Income	Total
		Securities Premium	Retained Earnings	Effective portion of Cash Flow Hedge	
Balance at the beginning of year 01 st April 2023	12,993.31	87.48	1,533.57	0.54	14,614.89
Changes in accounting policy or prior period errors		-	-	-	-
Total Comprehensive Income for the current year	12.04	-	-	(0.54)	11.50
Dividends		-	-	-	-
Transfer to retained earnings		-	132.10	-	132.10
Shares in Associates P & L A/c	1,155.85	-	-	-	1,155.85
Balance at the end of the period 31st March 2024	14,161.20	87.48	1,665.66	0.00	15,914.34

Previous reporting period ending 31st March 2023 (₹ in Lakh)

Particulars	Share in Associates	Reserves and Surplus		Other Comprehensive Income	Total
		Securities Premium	Retained Earnings	Effective portion of Cash Flow Hedge	
Balance at the beginning of the year 01 st April 2022	13,555.85	87.48	1,388.75	1.61	15,033.70
Changes in accounting policy or prior period errors		-	-	-	-
Total Comprehensive Income for the previous year	(10.84)	-	-	(1.07)	(11.91)
Dividends		-	-	-	-
Transfer to retained earnings		-	144.81	-	144.81
Shares in Associates P & L A/c	(551.70)	-	-	-	(551.70)
Balance at the end of the year 31 March 2023	12,993.31	87.48	1,533.57	0.54	14,614.90

Consolidated Statement of **Changes in Equity** for the Year Ended 31st March, 2024

Note: Nature and purpose of Reserves:

Securities Premium

Amounts received on issue of shares in excess of the par value has been classified as securities premium. The reserve is utilised in accordance with the provision of the Companies Act, 2013.

General Reserve

This represents appropriation of profit after tax by the company.

Retained Earnings

This reserve represents undistributed accumulated earnings of the Company as on the balance sheet date.

Cash Flow Hedge Reserve

This reserve represents the cumulative effective portion of changes in fair value of derivatives that are designated as Cash Flow Hedges. It will be reclassified to profit & loss or included in the carrying amount of the non-financial asset in accordance with the company's accounting policy.

See Accompanying notes to the consolidated financial statements 1-35

In terms of our report attached

As per our report of even date

For Doogar & Associates

Chartered Accountants

Firm Regn. No. 000561N

Mukesh Goyal

Partner

Membership No. 081810

Shekhar Agarwal

Chairman & Managing Director and CEO

DIN : 00066113

Shantanu Agarwal

Director

DIN : 02314304

Avnish Maurya

Company Secretary & Chief Financial Officer

Membership No. A49392

Place: Noida (U.P.)

Date: 20th May, 2024

Notes to the Consolidated Financial Statements for the year ended 31st March, 2024

1. Corporate Information

Bhilwara Technical Textiles Limited ("the Company") is a public limited company incorporated under the provision of the Companies Act, 1956, pursuant to the Scheme of De-merger of 'Strategic Investment Division' of the "M/s. RSWM Ltd." The Company has its primary listing on the BSE Limited in India.

The company's main objects envisage carrying on business in various Textile Products. Currently, the Company is engaged in the business of trading of yarns. In view of the current operation and according to the management the company constitute a single segment and accordingly there are no reportable segments in accordance with the requirement of Indian Accounting Standard (Ind AS) 108 on "Operating Segment Reporting" notified under the Companies (Indian Accounting Standard) Rules, 2015.

Bhilwara Technical Textiles Limited (BTTL) already holds substantial stake in equity share capital of BMD Private Limited which is an Associate Company of BTTL. BMD Private Limited is a leading manufacturer of high performance specialized furnishing fabrics for automobiles, contract furnishing, flame retardant fabric & air texturized yarn. BMD Pvt. Ltd. has also forayed in the Wind Power and Solar Power Generation which also gives the Company indirect exposure in the renewable energy sector. BMD has a continuous track record of good performance and maintains leadership for its products in OE Segment.

The standalone financial statement for the year ended 31st March, 2024 is approved for issue by the Company's Board of Directors on 20th May, 2024.

1.1. Statement of Compliance

The financial statements are the individual financial statement which are prepared in accordance with Indian Accounting Standards (Ind AS), as prescribed under section 133 of the Companies Act, 2013 ('the Act') (to the extent notified) read with the Rule 3

of the Companies (Indian Accounting Standard) Rules 2015 and relevant amendment rules issued thereafter. These Ind AS had been adopted w.e.f. 1st April, 2017 as notified by Ministry of Corporate Affairs under the Companies (Indian Accounting Standards) Rules, 2015.

1.2. Basis of preparation and presentation

The Financial Statements have been prepared on historical cost basis except for following that are measured at fair value:

- Certain financial assets and liabilities (including derivative instruments).

Historical cost is generally based on the fair value of the consideration given in exchange for goods and services.

1.3. Operating cycle

The Company's operating cycle is 12 months starting from 1st April to 31st March.

1.4. Functional and Presentation Currency

The financial statements are presented in Indian Rupees, which is the functional currency of the Company and the currency of the primary economic environment in which the Company operates. All values are rounded to the nearest Lakhs (INR 00,000) except when otherwise indicated.

2. Accounting Policies:

2.1 Basis of Consolidation

The consolidated financial statement comprises the financial statement of the Company and its associate companies. Associates are entities over which the Company has significant influence. Significant influence is the power to participate in the financial and operating decisions of the investee but is not control or joint control over those policies. Investments in associates are accounted for using the equity method of accounting.

Notes to the Consolidated Financial Statements for the year ended 31st March, 2024

Details of the associate at the end of the reporting period considered in the preparation of the Consolidated Financial Statements are as follows:

Associate Company	Country of Incorporation	Interest as on 31.03.2024	Interest as on 31.03.2023	Audited
BMD Private Limited	India	49.87 %	49.87 %	Audited

Equity Method

Under the equity method of accounting, the investments are initially recognised at cost and adjusted thereafter to recognise the group's share of the post-acquisition profits or losses of the investee in profit and loss, and the group's share of other comprehensive income of the investee in other comprehensive income. Dividends received or receivable from associates and joint ventures are recognised as a reduction in the carrying amount of the investment. When the group's share of losses in an equity-accounted investment equals or exceeds its interest in the entity, including any other unsecured long-term receivables, the group does not recognise further losses, unless it has incurred obligations or made payments on behalf of the other entity. Unrealised gains on transactions between the group and its associates and joint ventures are eliminated to the extent of the group's interest in these entities. Unrealised losses are also eliminated unless the transaction provides evidence of an impairment of the asset transferred. Accounting policies of equity accounted investees have been changed where necessary to ensure consistency with the policies adopted by the group.

2.2 Classification of Assets and Liabilities as Current and Non-Current

Assets are classified as current when any of following criteria are satisfied:

- it expects to realise the asset, or intends to sell or consume it, in its normal operating cycle;
- it holds the asset primarily for the purpose of trading;
- it expects to realise the asset within twelve months after the reporting period;
- the asset is cash or a cash equivalent unless the asset is restricted from being exchanged or used to settle a liability for at least twelve months after the reporting period.

All other assets are classified as non-current

Liabilities are classified as current when any of following criteria are satisfied:

- expects to settle the liability in its normal operating cycle;
- it holds the liability primarily for the purpose of trading;
- the liability is due to be settled within twelve months after the reporting period; or
- it does not have an unconditional right to defer settlement of the liability for at least twelve months after the reporting period. Terms of a liability that could, at the option of the counterparty, result in its settlement by the issue of equity instruments do not affect its classification.

All other liabilities are classified as non-current.

2.3 Revenue recognition

Revenue from contracts with customers for sale of goods or services is recognised when the Company satisfies performance obligation by transferring promised goods or services to the customer at an amount that reflects the consideration which the Company is expected to be entitled to in exchange for those goods or services.

Sale of goods

Sale of goods: Revenue from sale of products is recognized when the control on the goods have been transferred to the customer. The performance obligation in case of sale of product is satisfied at a point in time i.e., when the material is shipped to the customer or on delivery to the customer, as may be specified in the contract.

Revenue from the sale of goods is measured at the transaction price, which is adjusted for, net of returns and allowances, trade discounts and volume rebates/claims etc. Sales exclude Value added tax/sales tax / Service Tax / Goods & Service Tax

Notes to the Consolidated Financial Statements for the year ended 31st March, 2024

Other Operating Income

Incentives on exports and other Government incentives related to operations are recognised in books after due consideration of certainty of utilization/receipt of such incentives.

Interest income

Interest income from a financial asset is recognised using effective interest rate (EIR) method.

EIR is the rate that exactly discounts the estimated future cash payments or receipts over the expected life of the financial instrument or a shorter period, where appropriate, to the gross carrying amount of the financial asset or to the amortised cost of a financial liability. When calculating the effective interest rate, the Company estimates the expected cash flows by considering all the contractual terms of the financial instrument (for example, prepayment, extension, call and similar options) but does not consider the expected credit losses. Interest income is included in finance income in the statement of profit and loss.

Dividend Income

Revenue is recognised when the Company's right to receive the payment has been established, which is generally when shareholders approve the dividend.

2.4 Inventories

Inventories including goods-in-transit are valued at lower of cost and estimated net realisable value. However, Raw materials and other items held for use in the production of inventories are not written down below cost if the finished products in which they will be incorporated are expected to be sold at or above cost.

Traded goods:

Cost includes cost of purchase and other costs incurred in bringing the inventories to their present location and condition. Cost is determined on weighted average basis.

2.5 Property, Plant and Equipment (PPE)

Recognition and measurement

Property, plant and equipment (PPE) are carried at cost less accumulated depreciation and accumulated impairment losses, if any.

The cost of Property, plant and equipment (PPE) comprises its purchase price including any import duties and non-refundable taxes and net of any trade discounts and rebates. It also includes any directly attributable expenditure on making the asset ready for its intended use, other incidental expenses, present value of decommissioning costs (where there is a legal or constructive obligation to decommission) and interest on borrowings attributable to acquisition of qualifying assets up to the date the asset is ready for its intended use.

The company identifies and determines the cost of each component/ part of the asset separately, if the component / part has a cost which is significant to the total cost of asset and has useful life, that is materially different from that of remaining assets.

Items of stores and spares that meet the definition of property, plant & equipment are capitalised at cost and depreciated over the useful life of asset. Otherwise such items are classified as inventories.

Subsequent expenditure

Subsequent expenditure on fixed assets after its purchase / completion is capitalised only if such expenditure results in an increase in the future benefits from such asset beyond its previously assessed standard of performance.

Depreciation

Depreciation is recognised for Property, Plant and Equipment (PPE) so as to write-off the cost less residual values over their estimated useful lives. The estimated useful lives, residual values and depreciation method are reviewed at the end of each reporting period, with the effect of any changes in estimate accounted for on a prospective basis taking into account commercial and technological obsolescence as well as normal wear and tear.

Depreciation on tangible assets is provided on straight line method over the useful life of the assets.

For following class of assets, based on internal assessment and technical evaluation, the management has assessed the useful lives of computer and laptop.

Notes to the Consolidated Financial Statements for the year ended 31st March, 2024

Management believes that the useful lives as given below, best represent the period over which these assets are expected to be used.

Asset Class	Useful Life	Useful Life indicated under Part C of Schedule II
Computers & Software	3 – 6 years	3 – 6 years

Residual value in respect of computers provided under the company employee benefit scheme is considered in accordance with the said scheme and is higher than 5% of the original cost of the assets.

Depreciation commences when the assets are available for intended use and is being calculated on monthly basis.

Impairment

Property, plant and equipment are tested for impairment whenever events or changes in circumstances indicate that an asset may be impaired. If an impairment loss is determined, the remaining useful life of the asset is also subject to adjustment.

An impairment loss is recognised in the Statement of Profit and Loss to the extent, asset's carrying amount exceeds its recoverable amount. The recoverable amount is higher of an asset's fair value less cost of disposal and value in use. Value in use is based on the estimated future cash flows, discounted to their present value using pre-tax discount rate that reflects current market assessments of the time value of money and risk specific to the assets.

The impairment loss recognised in prior accounting period is reversed if there has been a change in the estimate of recoverable amount.

Derecognition of PPE

An item of property, plant and equipment and any significant part initially recognised is derecognised upon disposal or when no future economic benefits are expected from its use or disposal. Any gain or loss arising on de-recognition of the asset (calculated as the difference between the net disposal proceeds and the carrying amount of the Property, Plant and Equipment) is recognized in profit or loss when the Property, Plant and Equipment is derecognized.

2.6 Investments in Associates

An associate is an entity over which the Company has significant influence. Significant influence is the

power to participate in the financial and operating policy decisions of the investee but is not control or joint control over those policies. The investment in associates are carried at cost less impairments. The cost comprises price paid to acquire investment and directly attributable cost.

2.7 Foreign currencies

The Company's financial statements are presented in INR.

Transactions and balances

In preparing the financial statements, transactions in foreign currencies are recognised at the rates of exchange prevailing at the dates of the transactions. Exchange differences arising on foreign exchange transactions settled during the period are recognised in the Statement of profit and loss of the period.

At the end of each reporting period, monetary items denominated in foreign currencies (except financial instruments designated as Hedge Instruments) are translated at the rates prevailing at that date.

Exchange differences on translation of monetary items are recognised in profit and loss in the period in which they arise with the exception of the following:

Monetary items that are designated as part of cash flow hedge instrument are recognised in other comprehensive income (OCI).

Non-monetary items carried at fair value that are denominated in foreign currencies are retranslated at the rates prevailing at the date when the fair value was determined.

Non-monetary that are measured in terms of historical cost in a foreign currency are translated using the exchange rates at the dates of the initial transactions.

Notes to the Consolidated Financial Statements for the year ended 31st March, 2024

Derivative Financial Instruments and Hedge Accounting

The Company uses derivative instruments i.e. forward contracts to hedge its foreign currency risks. The Company designated these forward contracts as cash flow hedges to mitigate the risk of foreign exchange exposure on highly probable forecast cash transactions. The Company has designated forward instruments on spot to spot basis. The Company recognises the forward points in the statement of profit and loss.

At the inception of the hedge relationship, the entity documents the relationship between the hedging instrument and the hedged item, along with its risk management objectives and its strategy for undertaking various hedge transactions. Furthermore, at the inception of the hedge and on an ongoing basis, the Company documents whether the hedging instrument is highly effective in offsetting changes in fair values or cash flows of the hedged item attributable to the hedged risk.

Fair value hedges

Changes in fair value of the designated portion of derivatives that qualify as fair value hedges are recognised in profit or loss immediately, together with any changes in the fair value of the hedged asset or liability that are attributable to the hedged risk. The change in the fair value of the designated portion of hedging instrument and the change in the hedged item attributable to the hedged risk are recognised in profit or loss in the line item relating to hedged item.

Hedge accounting is discontinued when the hedging instrument expires or is sold, terminated or exercised, or when it no longer qualifies for hedge accounting. The fair value adjustment to carrying amount of the hedged item arising from the hedged risk is amortised to profit or loss from that date.

Cash flow hedges

When a derivative is designated as a cash flow hedging instrument, the effective portion of changes in the fair value of the derivatives recognised in other comprehensive income and accumulated in the cash flow hedging reserve. Any ineffective portion of changes in the fair value of the derivative is recognised immediately in the statement of

profit or loss. If the hedging instrument no longer meets the criteria for hedge accounting, then hedge accounting is discontinued prospectively. If the hedging instrument expires or is sold, terminated or exercised, the cumulative gain or loss on the hedging instrument recognised in cash flow hedging reserve till the period hedge was effective remains in cash flow hedging reserve until the forecasted transaction occurs. The cumulative gain or loss previously recognised in the cash flow hedging reserve is reclassified to the profit or loss upon the occurrence of related forecasted transaction. If the forecasted transaction no longer expected to occur, then the amount accumulated in cash flow hedging reserve is reclassified to net profit in the statement of profit or loss.

2.8 Taxation

Income tax expense represents the sum of tax currently payable and deferred tax.

Income Tax – Current & Deferred

The income tax expense or credit for the period is the tax payable on the current period's taxable income based on the applicable income tax rate adjusted by changes in deferred tax assets and liabilities attributable to temporary differences and to unused tax losses.

Deferred income tax is provided in full, using the liability method on temporary differences arising between the tax bases of assets and liabilities and their carrying amount in the financial statement. Deferred income tax is determined using tax rates (and laws) that have been enacted or substantially enacted by the end of the reporting period and are expected to apply when the related deferred income tax assets is realised or the deferred income tax liability is settled.

Deferred tax assets are recognised for all deductible temporary differences and unused tax losses, only if, it is probable that future taxable amounts will be available to utilise those temporary differences and losses.

Deferred tax assets and liabilities are offset when there is a legally enforceable right to offset current tax assets and liabilities and when the deferred tax balances relate to the same taxation authority. Current tax assets and tax liabilities are off set where the Company has a legally enforceable right to offset and intends either to settle on

Notes to the Consolidated Financial Statements for the year ended 31st March, 2024

a net basis, or to realize the asset and settle the liability simultaneously.

Current and deferred tax is recognised in the Statement of Profit and Loss, except to the extent that it relates to items recognised in other comprehensive income or directly in equity. In this case, the tax is also recognised in other comprehensive income or directly in equity, respectively.

Minimum Alternate Tax credit is recognised as deferred tax asset only when and to the extent there is convincing evidence that the Company will pay normal income tax during the specified period. Such asset is reviewed at each Balance Sheet date and the carrying amount of the MAT credit asset is written down to the extent there is no longer a convincing evidence to the effect that the Company will pay normal income tax during the specified period. Income tax expense represents the sum of the tax currently payable and deferred tax.

2.9 Employee Benefits

Employee benefits obligation is measured on undiscounted basis and are expensed as the related service is provided. A liability is recognised for the amount expected to be paid if the Company has a present legal or constructive obligation to pay this amount as a result of past service provided by the employee and the obligation can be estimated reliably.

2.10 Provisions, Contingent Liabilities & Contingent Assets

Provisions are recognised for present obligation (legal or constructive) of certain timing or amount arising as a result of past event where a reliable estimate can be made and it is probable that an outflow of resources embodying economic benefits will be required to settle the obligation.

When it is not probable that an outflow of resources embodying economic benefits will be required or the amount cannot be estimated reliably the obligation is disclosed as a contingent liability unless the possibility of outflow of resources embodying economic benefit is remote.

Possible obligations, whose existence will only be confirmed by the occurrence or non-occurrence of one

or more uncertain future events, not wholly with in the control of entity are also disclosed as contingent liabilities.

Contingent liabilities are not recognized but are disclosed in notes.

Contingent assets are not recognised. However, when the realization of income is virtually certain, then the related asset is no longer a contingent asset, but it is recognised as an asset.

2.11 Operating Segment

An operating segment is a component of an entity whose operating results are regularly reviewed by the entity's chief operating decision maker to make decisions about resource allocation and assess its performance. The Company has identified the chief operating decision maker as its Director in Charge.

2.12 Earnings per share

Basic earnings per share are calculated by dividing the net profit or loss for the period attributable to the equity shareholders by the weighted average number of equity shares outstanding during the period. The weighted average number of equity shares outstanding during the period and for all periods presented is adjusted for events, such as bonus issue, bonus element in a rights issue and shares split that have changed the number of equity shares outstanding, without a corresponding change in resources. For the purpose of calculating Diluted Earnings per share, the net profit or loss for the period attributable to the equity shareholders and the weighted average number of shares outstanding during the period is adjusted for the effects of all dilutive potential equity shares.

2.13 Cash Flow Statement

Cash flows are reported using the indirect method, whereby profit for the year is adjusted for the effects of transactions of a non-cash nature, any deferrals or accruals of past or future operating cash receipts or payments and item of income or expenses associated with investing or financing cash flows. The cash flows from operating, investing and financing activities of the Company are segregated. The Company considers all highly liquid investments that are readily convertible to known amounts of cash to be cash equivalents.

Notes to the Consolidated Financial Statements for the year ended 31st March, 2024

2.14 Non-Current assets (or disposal groups) held for sale and discontinued operations

Non-Current assets (or disposal groups) are classified as held for sale if their carrying amount will be recovered principally through a sale transaction rather than through continuing use and a sale is considered highly probable. They are measured at the lower of their carrying amount and fair value less cost to sell, except for assets such as deferred tax assets, assets arising from employee benefits, financial assets and contractual rights under insurance contracts, which are specifically exempt from this requirement.

An impairment loss is recognised for any initial or subsequent write-down of the asset (or disposal group) to fair value less costs to sell. A gain is recognised for any subsequent increases in fair value less costs to sell of an asset (or disposal group), but not in excess of any cumulative impairment loss previously recognised. A gain or loss not previously recognised by the date of the sale of the non-current asset (or disposal group) is recognised at the date of de-recognition.

Non-current assets (including those that are part of a disposal group) are not depreciated or amortised while they are classified as held for sale. Interest and other expenses attributable to the liabilities of a disposal group classified as held for sale continue to be recognised.

Non-current assets classified as held for sale and the assets of a disposal group classified as held for sale are presented separately from the other assets in the balance sheet. The liabilities of a disposal group classified as held for sale are presented separately from other liabilities in the balance sheet.

A discontinued operation is a component of the entity that has been disposed of or is classified as held for sale and that represents a separate major line of business or geographical area of operations, is part of a single co-ordinated plan to dispose of such a line of business or area of operations, or is a subsidiary acquired exclusively with a view to resale. The results of discontinued operations are presented separately in the statement of profit and loss.

2.15 Fair Value Measurement

The Company measures financial instruments, such as, derivatives at fair value at each balance sheet date.

Fair value is the price that would be received to sell an asset or paid to transfer a liability in an orderly transaction between market participants at the measurement date. The fair value measurement is based on the presumption that the transaction to sell the asset or transfer the liability takes place either:

- In the principal market for the asset or liability, or
- In the absence of a principal market, in most advantageous market for the asset or liability and the Company has access to the principal or the most advantageous market.

The fair value of an asset or a liability is measured using the assumptions that market participants would use when pricing the asset or liability, assuming that market participants act in their economic best interest.

A fair value measurement of a non-financial asset takes into account a market participant's ability to generate economic benefits by using the asset in its highest and best use or by selling it to another market participant that would use the asset in its highest and best use.

The Company uses valuation techniques that are appropriate in the circumstances and for which sufficient data are available to measure fair value, maximising the use of relevant observable inputs and minimising the use of unobservable inputs.

All assets and liabilities for which fair value is measured or disclosed in the financial statements are categorised within the fair value hierarchy, described as follows, based on the lowest level input that is significant to the fair value measurement as a whole:

Level 1 - Quoted (unadjusted) market prices in active markets for identical assets or liabilities.

Level 2 - Valuation techniques for which the lowest level input that is significant to the fair value measurement is directly or indirectly observable.

Notes to the Consolidated Financial Statements for the year ended 31st March, 2024

Level 3 - Valuation techniques for which the lowest level input that is significant to the fair value measurement is unobservable.

For assets and liabilities that are recognised in the financial statements on a recurring basis, the Company determines whether transfers have occurred between levels in the hierarchy by reassessing categorisation (based on the lowest level input that is significant to the fair value measurement as a whole) at the end of each reporting period.

For the purpose of fair value disclosures, the Company has determined classes of assets & liabilities on the basis of the nature, characteristics and the risks of the asset or liability and the level of the fair value hierarchy as explained above. This note summarises accounting policy for fair value. Other fair value related disclosures are given in the relevant notes.

2.16 Cash and cash equivalents

The Company considers all highly liquid financial instruments, which are readily convertible into known amounts of cash that are subject to an insignificant risk of change in value and having original maturities of three months or less from the date of purchase, to be cash equivalents. Cash and cash equivalents consist of balances with banks which are unrestricted for withdrawal and usage.

For the purposes of the presentation of cash flow statement, cash and cash equivalents include cash on hand, in banks and demand deposits with banks, net of outstanding bank overdrafts that are repayable on demand, book overdraft as they being considered as integral part of the Company's cash management system.

2.17 Financial instruments

Financial assets and liabilities are recognised when the Company becomes a party to the contractual provisions of the instrument. Financial assets and liabilities are initially measured at fair value. Transaction costs that are directly attributable to the acquisition or issue of financial assets and financial liabilities (other than financial assets and financial liabilities at fair value through profit and loss) are added to or deducted from the fair value measured on initial recognition of financial asset or financial liability.

Transaction costs directly attributable to the acquisition of financial assets or financial liabilities at fair value through profit and loss (FVTPL) are recognised immediately in the statement of profit and loss.

Financial assets

For purposes of subsequent measurement, financial assets are classified in below mentioned categories:

- Financial assets carried at amortised cost
- Financial asset at fair value through other comprehensive income
- Financial asset at fair value through profit and loss

Financial assets at amortised cost

Financial assets are subsequently measured at amortised cost using the effective interest method if these financial assets are held within a business whose objective is to hold these assets in order to collect contractual cash flows and the contractual terms of the financial asset give rise on specified dates to cash flows that are solely payments of principal and interest on the principal amount outstanding.

Financial assets at fair value through other comprehensive income

Financial assets are measured at fair value through other comprehensive income (OCI) if these financial assets are held within a business model whose objective is achieved by both selling financial assets and collecting contractual cash flows, the contractual terms of the financial asset give rise on specified dates to cash flows that are solely payments of principal and interest on the principal amount outstanding.

On initial recognition, the Company makes an irrevocable election on an instrument-by-instrument basis to present the subsequent changes in fair value in other comprehensive income pertaining to investments in equity instruments, other than equity investment which are held for trading. Subsequently, they are measured at fair value with gains and losses arising from changes in fair value recognised in other comprehensive income and accumulated in the "Reserve for equity instruments through other comprehensive income." The cumulative gain or loss is not reclassified to the statement of profit

Notes to the Consolidated Financial Statements for the year ended 31st March, 2024

and loss on disposal of the investments. So far, the Company has not elected to present subsequent changes in fair value of any investment in OCI.

Financial assets at fair value through profit and loss ('FVTPL')

Investment in equity instruments are classified as at FVTPL, unless the Company irrevocably elects on initial recognition to present subsequent changes in fair value in other comprehensive income for investment in equity instruments which are not held for trading.

Other financial assets are measured at fair value through profit and loss unless it is measured at amortised cost or at fair value through other comprehensive income on initial recognition. The transaction costs directly attributable to the acquisition of financial assets and liabilities at fair value through profit and loss are immediately recognised in profit and loss.

Impairment of financial assets (other than at fair value)

The Company measures the loss allowance for a financial instrument at an amount equal to the lifetime expected credit losses if the credit risk on that financial instrument has increased significantly since initial recognition. If the credit risk on a financial instrument has not increased significantly since initial recognition, the Company measures the loss allowance for that financial instrument at an amount equal to 12-month expected credit losses.

However, for trade receivables, the Company measures the loss allowance at an amount equal to lifetime expected credit losses. In cases where the amounts are expected to be realised up to one year from the date of the invoice, loss for the time value of money is not recognised, since the same is not considered to be material.

Derecognition of financial assets

The Company derecognized a financial asset when the contractual right to the cash flow from the asset expires or when it transfers the financial asset and substantially all risk and reward of ownership of the asset to other party. If the Company neither transfer nor retain substantially all the risk and reward of ownership and continue to control the transferred asset, the Company recognizes its retained interest in the asset and an associate liability for an amount it has to pay. If the Company retain substantially

all the risks and reward of ownership of a transferred financial asset, the company continue to recognize the financial asset and also a collateralized borrowing for the proceeds received.

Financial liabilities

All financial liabilities are subsequently measured at amortised cost using the effective interest method.

Classification as debt or equity

Debt and equity instruments issued by a Company are classified as either financial liabilities or as equity in accordance with the substance of the contractual arrangements and the definitions of a financial liability and an equity instrument.

Equity Instruments

An equity instrument is any contract that evidences a residual interest in the assets of the entity after deducting all of its liabilities. Equity instruments issued by the Company are recognised at the proceeds received, net of direct issue costs.

Loans and borrowings

After initial recognition, interest-bearing loans and borrowings are subsequently measured at amortized cost using the effective interest rate (EIR) method. Gains and losses are recognized in the statement of profit or loss when the liabilities are derecognized as well as through the effective interest rate (EIR) amortization process.

Amortized cost is calculated by taking into account any discount or premium on acquisition and fees or costs that are an integral part of the EIR. The EIR amortization is included as finance costs in the statement of profit and loss.

Trade and other Payables

These amounts represent liabilities for goods & services provided to the Company prior to the end of the financial year which are unpaid. These are recognised initially at fair value and subsequently measured at amortised cost using effective interest method. Where the maturity period is within one year from balance sheet date, the carrying amount approximate the fair value at initial recognition due to short maturity of these instruments.

Notes to the Consolidated Financial Statements for the year ended 31st March, 2024

Derecognition of financial liabilities

The Company derecognises financial liabilities when, and only when, the Company's obligations are discharged, cancelled or have expired. The difference between the carrying amount of the financial liability derecognised and the consideration paid and payable is recognised in the statement of profit and loss.

Reclassification of financial assets and financial liabilities

The Company determines classification of financial assets and liabilities on initial recognition. After initial recognition, no reclassification is made for financial assets which are equity instruments and financial liabilities. For financial assets which are debt instruments, a reclassification is made only if there is a change in the business model for managing those assets. Changes to the business model are expected to be infrequent. The Company's senior management determines change in the business model as a result of external or internal changes which are significant to the Company's operations. Such changes are evident to external parties. A change in the business model occurs when the Company either begins or ceases to perform an activity that is significant to its operations. If the Company reclassifies financial assets, it applies the reclassification prospectively from the reclassification date which is the first day of the immediately next reporting period following the change in business model. The Company does not restate any previously recognised gains, losses (including impairment gains or losses) or interest.

Offsetting of financial instruments

Financial assets and financial liabilities are offset and the net amount is reported in the balance sheet if there is a currently enforceable legal right to offset the recognised amounts and there is an intention to settle on a net basis, to realise the assets and settle the liabilities simultaneously.

Impairment of Non-Financial Assets

Intangible assets, property, plant and equipment measured at cost and other non-financial assets are evaluated for recoverability whenever events or changes in circumstances indicate that their carrying amounts may not be recoverable. For the purpose of impairment

testing, the recoverable amount (i.e. the higher of the fair value less cost to sell and the value-in-use) is determined on an individual asset basis unless the asset does not generate cash flows that are largely independent of those from other assets. In such cases, the recoverable amount is determined for the Cash Generating Unit (CGU) to which the asset belongs. If such assets are considered to be impaired, the impairment to be recognized in the statement of profit and loss is measured by the amount by which the carrying value of the assets exceeds the estimated recoverable amount of the asset. An impairment loss is reversed in the statement of profit and loss if there has been a change in the estimates used to determine the recoverable amount. The carrying amount of the asset is increased to its revised recoverable amount, provided that this amount does not exceed the carrying amount that would have been determined (net of any accumulated amortization or depreciation) had no impairment loss been recognized for the asset in prior years.

2.18 Impairment of Non-Financial assets

The non-financial assets, other than biological assets, inventories and deferred tax asset are reviewed at each reporting date to determine whether there is any indication of impairment. If any such indications exist, then the asset's recoverable amount is estimated. Goodwill is tested annually for impairment.

For impairment testing, assets that do not generate independent cash inflows are grouped together into cash generating units (CGUs). Each CGU represents the smallest group of assets that generate cash inflows that are largely independent of the cash inflows of other assets or CGUs.

Goodwill arising from the business combination is allocated to CGUs or groups of CGUs that are expected to benefit from the synergies of the combination.

The recoverable amount of the CGU (or an individual asset) is the higher of its value in use and its fair value less cost to sell. Value in used is based on the estimated future cash flows, discounted to their present value using a pre-tax discount rate that reflects current market assessment of the time value of money and the risks specific to the CGU (or the asset).

Notes to the Consolidated Financial Statements for the year ended 31st March, 2024

The corporate assets (e.g. central office building for providing support to various CGUs) do not generate independent cash inflows. To determine impairment of a corporate asset, recoverable amount is determined for the CGUs to which the corporate asset belongs.

The impairment loss is recognized if the carrying amount of the asset or the CGU exceeds its estimated recoverable amount. Impairment losses are recognized in the statement of profit & loss. Impairment loss recognized in respect of CGU is allocated first to reduce the carrying amount of any goodwill allocated to the CGU, and then to reduce the carrying amount of the CGU (or group of CGUs) on a pro rata basis.

An impairment loss in respect of goodwill is not subsequently reversed. In respect of other assets for which impairment loss has been recognized in prior periods, the company reviews at each reporting date whether there is any indication that the loss has decreased or no longer exists. An impairment loss is reversed if there has been a change in the estimates used to determine the recoverable amount. Such a reversal is made only to the extent that the asset's carrying amount does not exceed the carrying amount that would have been determined, net of depreciation or amortization, if no impairment loss had been recognized.

2.19 Use of estimates

The preparation of the financial statement in conformity with Ind AS requires the Management to make estimates and assumptions considered in the reported amounts of assets and liabilities (including contingent liabilities) and the reported income and expenses during the year. The Management believes that the estimates used in preparation of the financial statements are prudent and reasonable. Future results could differ due to these estimates and the differences between the actual results and the estimates are recognised in the periods in which the results are known / materialise.

Estimates and underlying assumptions are reviewed on an ongoing basis. Revisions to accounting estimates are recognised in the period in which the estimates are revised and current and / or future periods are affected.

2.20 Critical accounting judgements and key sources of estimation uncertainty

The preparation of the Company's financial statements requires management to make judgments, estimates and assumptions that affect the reported amounts of revenues, expenses, assets and liabilities, and the accompanying disclosures, and the disclosure of contingent liabilities.

2.20.1 Critical accounting judgements in applying accounting policies

The following are the critical judgements, apart from those involving estimations that the Management have made in the process of applying the Company's accounting policies and that have most significant effect on the amounts recognised in the financial statements.

Valuation of deferred tax assets

Deferred tax assets are recognised only to the extent it is considered probable that those assets will be recoverable. This involves an assessment of when those deferred tax assets are likely to reverse and a judgment as to whether or not there will be sufficient taxable profits available to offset the tax assets when they do reverse. The Company reviews the carrying amount of deferred tax assets at the end of each reporting period. Any change in the estimates of future taxable income may impact the recoverability of deferred tax assets (Refer note 2.8).

Defined benefit plans (gratuity benefits)

The cost of the defined benefit gratuity plan and other post-employment medical benefits and the present value of the gratuity obligation are determined using actuarial valuations. An actuarial valuation involves making various assumptions that may differ from actual developments in the future. These include the determination of the discount rate; future salary increases and mortality rates. Due to the complexities involved in the valuation and its long-term nature, a defined benefit obligation is highly sensitive to changes in these assumptions. All assumptions are reviewed at each reporting date.

Fair value measurement of financial instruments

When the fair values of financial assets and financial liabilities recorded in the balance sheet cannot be measured based on quoted prices in active markets, their fair value is measured using valuation techniques

Notes to the Consolidated Financial Statements for the year ended 31st March, 2024

including the DCF model. The inputs to these models are taken from observable markets where possible, but where this is not feasible, a degree of judgement is required in establishing fair values. Judgements include considerations of inputs such as liquidity risk, credit risk and volatility. Changes in assumptions about these factors could affect the reported fair value of financial instruments. (Refer Note 2.15)

Impairment of non-financial assets

In assessing value in use, the estimated future cash flows are discounted to their present value using a pre-tax discount rate that reflects current market assessments of the time value of money and the risks specific to the asset. In determining fair value less costs of disposal, recent market transactions are taken into account. If no such transactions can be identified, an appropriate valuation model is used. These calculations are corroborated by valuation multiples, quoted share prices for publicly traded companies or other available fair value indicators.

Impairment of financial assets

The impairment provisions for financial assets are based on assumptions about risk of default and expected loss rates. The Company uses judgement in making assumption and selecting the inputs to the impairment calculation, based on Company's past history, existing market conditions as well as forward estimate at the end of each reporting period.

Income taxes

Management judgment is required for the calculation of provision for income taxes and deferred tax assets and liabilities. The Company reviews at each balance sheet date the carrying amount of deferred tax assets. The factors used in estimates may differ from actual outcome which could lead to significant adjustment to the amounts reported in the financial statements.

2.20.2 Key Source of estimation uncertainty

Key source of estimation uncertainty at the date of the financial statements, which may cause a material adjustment to the carrying amounts of assets and liabilities within the next financial year, is in respect of impairment of investments, provisions and contingent liabilities.

The areas involving critical estimates are:

Useful lives and residual values of property, plant and equipment

Useful life and residual value of property, plant and equipment are based on management's estimate of the expected life and residual value of those assets and is as per schedule II to the Companies Act 2013. These estimates are reviewed at the end of each reporting period. Any reassessment of these may result in change in depreciation expense for future years (Refer note no 2.5).

Impairment of property plant and equipment

The recoverable amount of the assets has been determined on the basis of their value in use. For estimating the value in use, it is necessary to project the future cash flow of assets over its estimated useful life. If the recoverable amount is less than its carrying amount, the impairment loss is accounted for in statement of profit and loss. (Refer note 2.5)

Provisions and contingencies

Provisions and liabilities are recognized in the period when it becomes probable that there will be a future outflow of funds resulting from past operations or events and the amount of cash outflow can be reliably estimated. The timing of recognition and quantification of the liability requires the application of judgement to existing facts and circumstances, which can be subject to change. The carrying amounts of provisions and liabilities are reviewed regularly and revised to take account of changing facts and circumstances.

Notes to the Consolidated Financial Statements for the year ended 31st March, 2024

Note 3: Property, Plant & Equipment consist of the following:

(₹ in Lakh)

Particulars	As at 31 st March, 2024	As at 31 st March, 2023
Net Carrying Cost of:		
Property, Plant and Equipment		
Office Equipment	0.17	0.40
Total	0.17	0.40

(₹ in Lakh)

Particulars	Office Equipment	Total
Cost as at 1st April 2023	0.69	0.69
Additions	-	-
Disposals	-	-
Cost as at 31st March 2024	0.69	0.69
Accumulated depreciation as at 1st April 2023	0.29	0.29
Depreciation	0.23	0.23
Disposals	-	-
Accumulated depreciation as at 31st March 2024	0.51	0.51
Net Carrying amount as at 31st March 2024	0.17	0.17

(₹ in Lakh)

Particulars	Office Equipment	Total
Cost as at 1st April 2022	0.69	0.69
Additions	-	-
Disposals	-	-
Cost as at 31st March 2023	0.69	0.69
Accumulated depreciation as at 1st April 2022	0.06	0.06
Depreciation	0.23	0.23
Disposals	-	-
Accumulated depreciation as at 31st March 2023	0.29	0.29
Net Carrying amount as at 31st March 2023	0.40	0.40

Note 4: Investments

(₹ in Lakh)

Particulars	As at 31 st March, 2024	As at 31 st March, 2023
Non-Current		
Investments in equity instruments (Fully paid up)		
Unquoted Equity Shares		
Investment in Associates (At Cost)		
66,00,000 (PY 66,00,000) equity shares of ₹ 10 each of BMD Private Limited*	660.00	660.00
Add: Increase in Value of Investment in Associate		
Opening Balance	12,993.30	13,555.85
Additions during the year(Profit/(Loss))	1,167.89	(562.55)
Closing Balance	14,161.19	12,993.30
Total	14,821.19	13,653.30

Notes to the Consolidated Financial Statements for the year ended 31st March, 2024

Note 4: Investments (Contd.)

(₹ in Lakhs)

Particulars	As at 31 st March, 2024	As at 31 st March, 2023
Investments in mutual funds at FVTPL		
360 One Income Opportunities Fund -Series2 Class-B1 (AIF Category-II)** (9,31,990.99 Units (PY 9,31,990.99 Units))	124.06	114.81
360 One Income Opportunities Fund -Series2 Class-B3 (AIF Category-II)** (47,83,882.64 Units (PY 47,83,882.64 Units))	649.86	600.12
Total	15,595.11	14,368.23
Aggregate book value of Quoted investments	-	-
Aggregate market value of Quoted investments	-	-
Aggregate carrying value of unquoted investments	15,595.11	14,368.23
Aggregate amount of impairment in value of investment	-	-

*49.87% (PY 49.87%) shares held in BMD Private Limited an associate, alongwith ownership interest and voting rights.

Note 5: Other Non-Current Assets

(₹ in Lakh)

Particulars	As at 31 st March, 2024	As at 31 st March, 2023
Income Tax Refundable	3.92	3.92
Security Deposits	-	0.20
Total	3.92	4.12

Note 6: Inventories

(₹ in Lakh)

Particulars	As at 31 st March, 2024	As at 31 st March, 2023
Raw Material		
Yarn	-	25.63
Cotton	43.24	25.61
Total A	43.24	51.24
Finished Goods		
Yarn	0.13	33.77
Stock in transit/at Port	-	-
Total B	0.13	33.77
Total (A+B)	43.37	85.01

Notes to the Consolidated Financial Statements for the year ended 31st March, 2024

Note 7: Investments

(₹ in Lakh)

Particulars	As at 31 st March, 2024	As at 31 st March, 2023
Current		
Investments in Mutual Funds		
Aditya Birla Sun Life Liquid Fund (44,079.35 units (PY 44,079.35 units))	171.77	160.04
HDFC Liquid Fund- Regular Plan - Growth (Nil units (PY 3,289.41 units))	-	144.21
Kotak Nifty SdI Apr 2027 Index Fund Regular (14,60,703.92 units (PY 14,60,703.92 units))	161.67	151.17
Nippon India ETF (23,995.00 units (PY 23,995.00 units))	28.72	26.80
Nippon India Nivesh Lakshya Fund-Growth Plan (10,27,463.71 units (PY 10,27,463.71 units))	166.10	151.42
SBI Liquid Fund Regular Growth (4,074.599 units (PY 1,123.42 units))	152.62	39.28
Total A	680.87	672.93
Investments in Non Convertible Debentures (NCD)		
Vivriti Capital Pvt Ltd BR NCD (6.00 units (PY 6.00 units))	63.60	63.60
Vivriti short term bond fund (327.063 units (PY 668.11 units))	33.45	68.32
Indostar Capital finance Ltd (50.00 units (PY Nil units))	50.00	-
Total B	147.05	131.92
Total (A+B)	827.92	804.84

Note 8: Trade Receivables

(₹ in Lakh)

Particulars	As at 31 st March, 2024	As at 31 st March, 2023
Current		
Unsecured		
Trade receivable considered good - Export	50.93	-
Trade receivable considered good - Domestic	11.17	14.03
Trade receivable considered doubtful	-	-
Total	62.10	14.03
Less: Allowance for credit losses	-	-
Total	62.10	14.03

Notes to the Consolidated Financial Statements for the year ended 31st March, 2024

Note 8.1: Trade Receivables ageing schedule as at 31st March 2024

(₹ in Lakh)

Particulars	Not Due	Outstanding for following periods from due date of payment					Total
		Less than 6 Months	6 Months - 1 Year	1-2 Year	2-3 Year	More than 3 Years	
(i) Undisputed Trade Receivables							
- considered good	62.10	-	-	-	-	-	62.10
(ii) Undisputed Trade Receivables							
- which have significant increase in credit risk	-	-	-	-	-	-	-
(iii) Undisputed Trade Receivables							
- credit impaired	-	-	-	-	-	-	-
(iv) Disputed Trade Receivables							
- considered good	-	-	-	-	-	-	-
(v) Disputed Trade Receivables							
- which have significant increase in credit risk	-	-	-	-	-	-	-
(vi) Disputed Trade Receivables							
- credit impaired	-	-	-	-	-	-	-
Total	62.10	-	-	-	-	-	62.10

Trade Receivables ageing schedule as at 31st March 2023

(₹ in Lakh)

Particulars	Not due	Outstanding for following periods from due date of payment					Total
		Less than 6 Months	6 Months - 1 Year	1-2 Year	2-3 Year	More than 3 Years	
(i) Undisputed Trade Receivables							
- considered good	14.02	0.01	-	-	-	-	14.03
(ii) Undisputed Trade Receivables							
- which have significant increase in credit risk	-	-	-	-	-	-	-
(iii) Undisputed Trade Receivables							
- credit impaired	-	-	-	-	-	-	-
(iv) Disputed Trade Receivables							
- considered good	-	-	-	-	-	-	-
(v) Disputed Trade Receivables							
- which have significant increase in credit risk	-	-	-	-	-	-	-
(vi) Disputed Trade Receivables							
- credit impaired	-	-	-	-	-	-	-
Total	14.02	0.01	-	-	-	-	14.03

Notes to the Consolidated Financial Statements for the year ended 31st March, 2024

Note 9: Cash and Cash Equivalents

(₹ in Lakh)

Particulars	As at 31 st March, 2024	As at 31 st March, 2023
Balances with Banks		
in current accounts	30.12	52.32
- Cash on Hand	0.09	0.20
Total	30.21	52.52

Note 10: Bank Balances

(₹ in Lakh)

Particulars	As at 31 st March, 2024	As at 31 st March, 2023
Deposit held as Margin Money*	15.00	27.56
HDFC Bank With IIFL	0.00	0.01
Total	15.00	27.57

* Fixed Deposit Receipts (FDR) under lien towards margin for Foreign exchange hedging and for issuance of Bank guarantee.

Note 11: Other Financial Assets

(₹ in Lakh)

Particulars	As at 31 st March, 2024	As at 31 st March, 2023
Forex Gain Receivable	-	0.72
Interest Accrued	0.79	0.56
Total	0.79	1.28

Note 12: Current Tax Assets/Liabilities (net)

(₹ in Lakh)

Particulars	As at 31 st March, 2024	As at 31 st March, 2023
Current Tax Assets		
Advance Tax	16.50	30.00
Tax Collection at Source	-	0.02
Tax Deduction at Source	4.56	7.35
	21.06	37.37
Current Tax Liabilities		
Provision for Taxation	19.10	39.62
Total	1.96	(2.25)

Notes to the Consolidated Financial Statements for the year ended 31st March, 2024

Note 13: Other Current Assets

(₹ in Lakh)

Particulars	As at 31 st March, 2024	As at 31 st March, 2023
Balance with Government Authorities		
GST Receivable	15.98	5.85
Advance to Vendors	1.23	0.03
(Unsecured, Considered good)		
Others		
Prepaid Expenses	1.13	1.08
Advance to Employees	-	0.14
IIFL Wealth Management	-	-
Export Receivable (DDBK & RODTEP)*	12.80	6.43
Distributive Income Receivable	8.34	10.70
Total	39.48	24.23

*RODTEP Receivable valued @ 96.60% on the basis of last sale of previous year.

Note 14: Share Capital

(₹ in Lakh)

Particulars	As at 31 st March, 2024	As at 31 st March, 2023
Authorised share capital		
7,00,00,000 (Previous year 7,00,00,000) equity shares of ₹1/- each	700.00	700.00
	700.00	700.00
Issued, subscribed and paid-up capital		
5,83,73,305 (Previous year 5,83,73,305) Fully paid up equity shares of ₹1/- each	583.73	583.73
	583.73	583.73

See notes (i) to (v) below

(i) Reconciliation of number of equity shares outstanding at the beginning and end of the year

Particulars	As at 31 st March, 2024		As at 31 st March, 2023	
	Number of shares	(₹ in Lakh)	Number of shares	(₹ in Lakh)
Shares outstanding at the beginning of the year	5,83,73,305	583.73	5,83,73,305	583.73
Shares issued during the year	-	-	-	-
Shares outstanding at the end of the year	5,83,73,305	583.73	5,83,73,305	583.73

(ii) Rights, preferences and restriction attached to equity shares

Company has only one class of equity shares having a par value of ₹1/- Each holder of equity shares is entitled to one vote per share.

In the event of liquidation of the Company, the holders of equity shares will be entitled to receive remaining assets of the company, after distribution of all preferential amounts. The distribution will be in proportion to the number of equity shares held by the shareholders.

Notes to the Consolidated Financial Statements for the year ended 31st March, 2024

(iii) Details of shares held by shareholders holding more than 5% of Equity Shares:

Particulars	As at 31 st March, 2024		As at 31 st March, 2023	
	Number of shares	% Holding	Number of shares	% Holding
Shashi Agarwal	1,01,59,855	17.40%	1,01,59,855	17.40%
Shantanu Agarwal	53,08,115	9.09%	53,08,115	9.09%
Shekhar Agarwal (HUF)	40,27,344	6.90%	40,27,344	6.90%
Sita Nirman Pvt. Ltd.	1,05,50,876	18.07%	97,17,576	16.65%
Agarwal Finestate Pvt. Ltd.	73,15,358	12.53%	73,15,358	12.53%
Inter Globe Capital Market Ltd	29,74,578	5.10%	-	0.00%
Total	4,03,36,126	69.10%	3,65,28,248	62.58%

(a) As per records of the company, including its register of shareholders/members and other declarations received from shareholders regarding beneficial interest, the above shareholding represents legal ownerships of shares.

(iv) Shares held by Promoters at the end of year

Promoter Name	As at 31 st March, 2024		% Change during the year	As at 31 st March, 2023		% Change during the year
	No. of Shares	% of total shares*		No. of Shares	% of total shares*	
Shekhar Agarwal	26,16,425	4.48%	-	26,16,425	4.48%	-
Shantanu Agarwal	53,08,115	9.09%	-	53,08,115	9.09%	-
Shashi Agarwal	1,01,59,855	17.40%	-	1,01,59,855	17.40%	-
Shuchi Poddar	1,34,685	0.23%	-	1,34,685	0.23%	-
Shekhar Agarwal HUF	40,27,344	6.90%	-	40,27,344	6.90%	-
Shantanu Agarwal HUF	3,750	0.01%	-	3,750	0.01%	-
Shekhar Agarwal-Trust	3,750	0.01%	-	3,750	0.01%	-
Sita Nirman Pvt Ltd	1,05,50,876	18.07%	1.43%	97,17,576	16.65%	10.48%
Agarwal Finestate Private Limited	73,15,358	12.53%	-	73,15,358	12.53%	-
Diplomat Leasing And Finance Private Limited	14,78,504	2.53%	-	14,78,504	2.53%	-
LNJ Financial Services Ltd	0	0.00%	-0.00	21,250	0.04%	-
SSSA Family Private Limited (Trustee of Shashi Agarwal Family Private Trust)	500	0.00%	0.001%	-	-	-
SSSA Family Private Limited (Trustee of Shantanu Agarwal Family Private Trust)	500	0.00%	0.001%	-	-	-
SSSA Family Private Limited (Trustee of Shuchi Agarwal Family Private Trust)	500	0.00%	0.001%	-	-	-
SSSA Family Private Limited (Trustee of Shekhar Agarwal Family Private Trust)	500	0.00%	0.001%	-	-	-
Total	4,16,00,662	71.27%		4,07,86,612	69.87%	

*Shareholding in % is rounded off to the nearest figure.

(v) The Company has not allotted any fully paid up shares pursuant to contract(s) without payment being received in cash and neither has allotted any fully paid up shares by way of bonus shares nor has bought back any class of shares during the period of five years immediately preceding the balance sheet date.

Notes to the Consolidated Financial Statements for the year ended 31st March, 2024

Note 15: Other Equity

(₹ in Lakh)

Particulars	As at 31 st March, 2024	As at 31 st March, 2023
Retained Earnings	1,665.66	1,533.56
Securities Premium Reserve	87.48	87.48
Cash Flow Hedging Reserve	0.00	0.54
Total (A)	1,753.14	1,621.58
Share in Associates		
Opening Balance	12,993.31	13,555.85
Share in Associates in Profit/(Loss)	1,155.85	(551.70)
Share in Associates in Other Comprehensive Income (OCI)	12.04	(10.84)
Total (B)	14,161.20	12,993.31
Total (A+B)	15,914.34	14,614.89

Note 15.1: Retained Earnings

(₹ in Lakh)

Particulars	As at 31 st March, 2024	As at 31 st March, 2023
Balance at the beginning of year	1,533.56	1,388.75
Profit for the year	132.10	144.81
Other comprehensive income arising from remeasurement of defined benefit obligation net of income tax	-	-
Total	1,665.66	1,533.56

Note 15.2: Securities Premium Reserve

(₹ in Lakh)

Particulars	As at 31 st March, 2024	As at 31 st March, 2023
Balance at the beginning of year	87.48	87.48
Total	87.48	87.48

Note 15.3: Cash Flow Hedging Reserve

(₹ in Lakh)

Particulars	As at 31 st March, 2024	As at 31 st March, 2023
Balance at the beginning of year	0.54	1.61
Other comprehensive income arising from cash flow hedge net of income tax	(0.54)	(1.07)
Total	0.00	0.54

Note 15.4: Nature and purpose of Reserves:

Retained Earnings

This reserve represents undistributed accumulated earnings of the Company as on the balance sheet date.

Securities Premium Reserve

Amounts received on issue of shares in excess of the par value has been classified as securities premium. The reserve is utilised in accordance with the provisions of the Companies Act, 2013.

Notes to the Consolidated Financial Statements for the year ended 31st March, 2024

Cash Flow Hedge Reserve

This reserve represents the cumulative effective portion of changes in fair value of derivatives that are designated as Cash Flow Hedges. It will be reclassified to statement of profit & loss or included in the carrying amount of the non-financial assets in accordance with the company's accounting policy.

Note 16: Other Liabilities (₹ in Lakh)

Particulars	As at 31 st March, 2024	As at 31 st March, 2023
Current		
Advance received from Customers		
Against Export Orders	-	66.77
Against Domestic Orders	-	0.09
Total A	-	66.86
Other Liabilities & Statutory Dues		
Statutory Dues	1.06	0.74
Other Liabilities	0.11	0.03
Total B	1.17	0.77
Total (A+B)	1.17	67.63

Note 17: Trade Payables (₹ in Lakh)

Particulars	As at 31 st March, 2024	As at 31 st March, 2023
Total outstanding dues of micro enterprises and small enterprises (Refer Note No. 17.1)	0.03	55.36
Total outstanding dues of creditors other than micro enterprises and small enterprises	69.51	19.59
Total	69.54	74.95

Note 17.1: Disclosure Under the Micro, Small and Medium enterprise Development Act, 2006 are provided as under for the year 2023-24, to the extent the company has received intimation from the "Suppliers" regarding their status under the Act.

Particulars	As at 31 st March, 2024	As at 31 st March, 2023
(a) Principal amount and the interest due thereon remaining unpaid to each supplier at the end of each accounting year (but within due date as per the MSMED Act.)		
(i) Principal amount due to micro, small and medium enterprise.	0.03	55.36
(ii) interest due on above	-	-
(b) Amount of payments made to suppliers beyond the appointed day during the year		
(i) Principal amount paid to micro, small and medium enterprise.	-	-
(ii) interest actually paid under section 16 of MSMED Act.	-	-
(c) Interest due and payable for the period of delay in making payment (which have been paid but beyond the appointed day during the period) but without adding interest specified under the Micro, Small and Medium Enterprises Act, 2006	-	-
(d) The amount of interest accrued and remaining unpaid at the end of accounting year	-	-
(e) Interest remaining due and payable even in the succeeding years, until such date when the interest dues as above are actually paid to the small enterprises.	-	-

Dues to Micro and Small Enterprises have been determined to the extent such parties have been identified on the basis of information collected by the Management. This has been relied upon by the auditors.

Notes to the Consolidated Financial Statements for the year ended 31st March, 2024

Note 17.1: Trade Payables ageing schedule as at 31st March 2024 (₹ in Lakh)

Particulars	Not Due	Outstanding for following periods from due date of payment				Total
		Less than 1 Year	1-2 Year	2-3 Year	More than 3 Years	
(i) MSME*	0.03	-	-	-	-	0.03
(ii) Others	69.51	-	-	-	-	69.51
(iii) Disputed dues – MSME	-	-	-	-	-	-
(iv) Disputed dues – Others	-	-	-	-	-	-
Total	69.54	-	-	-	-	69.54

*Micro Small and Medium Enterprise (MSME) as per the Micro, Small and Medium Enterprise Development (MSMED) Act, 2006.

Trade Payables ageing schedule as at 31st March 2023 (₹ in Lakh)

Particulars	Not Due	Outstanding for following periods from due date of payment				Total
		Less than 1 Year	1-2 Year	2-3 Year	More than 3 Years	
(i) MSME*	55.36	-	-	-	-	55.36
(ii) Others	19.54	0.05	-	-	-	19.59
(iii) Disputed dues – MSME	-	-	-	-	-	-
(iv) Disputed dues – Others	-	-	-	-	-	-
Total	74.90	0.05	-	-	-	74.95

*Micro Small and Medium Enterprise (MSME) as per the Micro, Small and Medium Enterprise Development (MSMED) Act, 2006.

Note 18: Other Financial Liabilities (₹ in Lakh)

Particulars	As at 31 st March, 2024	As at 31 st March, 2023
Current		
Statutory Audit Fees	1.35	1.35
Internal Audit Fees	0.23	0.23
Interest Payable on IIFL Loan	-	-
Job Work	0.07	7.57
Employee Related Liability	0.98	1.46
Other Financial Liabilities	15.42	10.41
Total	18.04	21.02

Note 19: Deferred Tax Liabilities (₹ in Lakh)

Particulars	As at 31 st March, 2024	As at 31 st March, 2023
Deferred Tax Liabilities	33.21	17.76
Total	33.21	17.76

Notes to the Consolidated Financial Statements for the year ended 31st March, 2024

Note 19.1: Movement in Deferred Tax Liabilities

(₹ in Lakh)

FY 2023-24	Opening Balance	Recognised in Statement of profit and loss	Recognised in other comprehensive income	Closing Balance
Deferred Tax Liabilities in relation to				
Remeasurement of investment at fair value	17.74	15.65	(0.18)	33.21
Depreciation expenses	0.02	(0.02)	-	(0.00)
Total	17.76	15.63	(0.18)	33.21

Note 19.2: Movement in Deferred Tax Liabilities

(₹ in Lakh)

FY 2022-23	Opening Balance	Recognised in Statement of profit and loss	Recognised in other comprehensive income	Closing Balance
Deferred Tax Liabilities in relation to				
Remeasurement of investment at fair value	13.70	4.40	(0.36)	17.74
Depreciation expenses	-	0.02	-	0.02
Total	13.70	4.42	(0.36)	17.76

Note 20: Revenue from Operations

(₹ in Lakh)

Particulars	Year ended 31 st March, 2024	Year ended 31 st March, 2023
a) Revenue from Operations		
Domestic Sale - Produced by others on Job work Basis	609.16	569.10
Domestic Sale - Traded Goods	-	42.99
Export Sale - Produced by others on Job work Basis	499.81	311.58
Export Sale - Traded Goods	286.60	299.84
b) Other Operating Revenues		
Export incentives (DDB)	14.66	10.88
Export incentives (RODTEP)	26.83	18.32
Total	1,437.07	1,252.71

Note 20.1: Revenue from contracts with customers disaggregated based on geography

(₹ in Lakh)

Particulars	Year ended 31 st March, 2024	Year ended 31 st March, 2023
India	609.16	612.08
Outside India	827.91	640.62
Total	1,437.07	1,252.71

Note 20.2: The following is analysis on the Company's revenue disaggregates on the basis of timing of revenue recognition

(₹ in Lakh)

Particulars	Year ended 31 st March, 2024	Year ended 31 st March, 2023
At the point in time	1,437.07	1,252.71
Over the period	-	-
Total	1,437.07	1,252.71

Notes to the Consolidated Financial Statements for the year ended 31st March, 2024

Note 20.3: Revenue based on Business Segment

The Company does not have any remaining performance obligation as contracts entered for sale of goods are for a shorter duration. There are no contracts for sale of services wherein, performance obligation is unsatisfied to which transaction period has been allocated.

Note 20.4: Reconciliation of Revenue from Contracts with Customers

(₹ in Lakh)

Particulars	Year ended 31 st March, 2024	Year ended 31 st March, 2023
Revenue from contracts with Customers as per Contract price	1,437.07	1,252.71
Less: Incentives, Discounts and Claims	-	-
Revenue from Contracts with Customers as per Statement of Profit & Loss	1,437.07	1,252.71

The amount receivable from customers becomes due after expiry of credit period. There is no significant financing component in any transaction with the customer.

Note 21: Other Income

(₹ in Lakh)

Particulars	Year ended 31 st March, 2024	Year ended 31 st March, 2023
Income from Mutual fund/Distribution Income*	51.74	65.98
Realised gain on Investment	11.22	53.40
Dividend	-	-
Fair value gain on Re-measurement of Investment at FVTPL	94.39	23.35
Distribution Income of Previous Year	-	17.69
Interest on Deposits	0.97	5.53
Interest on Income tax refund	-	0.03
Interest on Others	0.13	-
Exchange difference on reinstatement of Trade Receivables	-	-
Net gain on foreign currency transaction & translation (Other than considered as finance cost)	5.63	1.81
Miscellaneous Income	0.28	0.09
Total	164.36	167.88

*Distributive Income of ₹12.19 for Q4 FY 24 is estimated on the basis of Distributive Income of Q3 FY 24.

Note 22: Cost of Material Consumed and Purchases of Goods for Trading

(₹ in Lakh)

Particulars	Year ended 31 st March, 2024	Year ended 31 st March, 2023
Consumption - Cotton	558.22	150.03
Consumption - Yarn	195.89	419.09
Cost of Material Consumed	754.11	569.12
Purchases of Goods for Trading		
Purchases - Yarn	262.02	267.96
Total	262.02	267.96

Notes to the Consolidated Financial Statements for the year ended 31st March, 2024

Note 23: Changes in Inventories of Finished Goods, Work-in-Progress and Stock-in-Trade (₹ in Lakh)

Particulars	Year ended 31 st March, 2024	Year ended 31 st March, 2023
Inventories (At Closing)		
Stock in Transit/at Port - Traded Goods	-	-
Produced by others on Job work Basis	0.13	33.77
	0.13	33.77
Inventories (At Opening)		
Stock in Transit/at Port - Traded Goods	-	133.76
Produced by others on Job work Basis	33.77	0.26
	33.77	134.02
(Increase)/Decrease in Inventory	Total	Total
	33.63	100.25

Note 24: Employee Benefit Expense (₹ in Lakh)

Particulars	Year ended 31 st March, 2024	Year ended 31 st March, 2023
Salaries, wages & bonus	16.40	17.60
Staff welfare expenses & other benefits	0.03	0.10
	Total	Total
	16.43	17.70

Note 25: Finance Cost (₹ in Lakh)

Particulars	Year ended 31 st March, 2024	Year ended 31 st March, 2023
Interest on Statutory dues	0.82	1.05
Other Interest	-	0.03
	Total	Total
	0.82	1.08

Note 26: Other Expenses (₹ in Lakh)

Particulars	Year ended 31 st March, 2024	Year ended 31 st March, 2023
Job work charges	269.03	167.02
Freight	25.54	35.85
Commission on export sale	10.51	6.87
Commission on domestic sale	4.72	0.53
Rebate & Discount	5.37	2.62
Fees & Subscription	23.21	25.46
Legal & Professional	4.60	4.25
Publication charges	6.83	6.13
Auditor's Remuneration (refer note (i) below)	2.74	2.85
Director's sitting fees	4.40	3.35
Insurance Expenses	2.81	2.57
Printing & Postage expenses	2.84	2.39
Bank charges on export	-	-
Foreign bank charges	-	-
Miscellaneous expense	4.19	2.31
	Total	Total
	366.80	262.20

Notes to the Consolidated Financial Statements for the year ended 31st March, 2024

Note-(i) Auditor's Remuneration (₹ in Lakh)

Auditor's Remuneration	Year ended 31 st March, 2024	Year ended 31 st March, 2023
(i) Statutory Audit Fee	1.50	1.50
(ii) Limited Review	0.75	0.75
(iii) Certification & Out of pocket expenses	0.49	0.60
	Total	Total
	2.74	2.85

Notes 27: Tax Expense

Note 27.1 Income Taxes recognised in Profit and Loss (₹ in Lakh)

Particulars	Year ended 31 st March, 2024	Year ended 31 st March, 2023
Current Tax		
In respect of the current year	19.10	39.62
In respect of the prior years	0.57	13.19
Deferred Tax		
In respect of the current year	15.63	4.42
Total income Tax Expense recognised in the current year	35.30	57.23

The Income Tax expense for the year can be reconciled to the accounting profit as follows: (₹ in Lakh)

Particulars	Year ended 31 st March, 2024	Year ended 31 st March, 2023
Profit before tax	167.39	202.05
Statutory Income tax rate *	25.17%	25.17%
Tax at Indian statutory income tax rate	42.13	50.85
Less: Effect of items related to other comprehensive income	-	-
Less: Effect of brought forward losses	-	-
Effect of expenses that are not deductible in determining taxable profit	(7.40)	(6.81)
Adjustment recognised in the current year in relation to the current tax of prior years	0.57	13.19
Income tax expense recognised in profit or loss	35.30	57.23

The tax rate used for the year ended 31 March, 2024 and year ended 31 March, 2023 for reconciliations above is the corporate tax rate of 25.168% and 25.168% respectively payable by corporate entities in India on taxable profit under the Income tax law. The company has opted for new tax regime with effect from April 1, 2020.

* Pursuant to Taxation Law (Amendment) Ordinance, 2019 (Ordinance), the domestic companies have the option to pay corporate income tax @ 22% plus applicable surcharge and cess (New Tax Rate) under New Tax Regime subject to certain conditions w.e.f. financial year commencing from April 1, 2019 and thereafter.

Notes to the Consolidated Financial Statements for the year ended 31st March, 2024

Note 27.2 Income tax recognised in other comprehensive income (₹ in Lakh)

Particulars	Year ended 31 st March, 2024	Year ended 31 st March, 2023
Current tax		
Arising on Income and expenses recognised in other comprehensive income	-	-
Remeasurements of defined benefit obligation	-	-
Deferred Tax		
Remeasurements of defined benefit obligation	-	-
Total income tax recognised in other comprehensive income	-	-

Note 27.2 Income Tax recognised for earlier years (₹ in Lakh)

Particulars	Year ended 31 st March, 2024	Year ended 31 st March, 2023
Income tax liability - assessment year 2022-23	-	42.72
Income tax liability - assessment year 2023-24	40.19	-
Total	40.19	42.72
Less:- Provision for Income tax for the assessment year 2022-23	-	29.53
Less:- Provision for Income tax for the assessment year 2023-24	39.62	-
Total	0.57	13.19

Note 27.3 Deferred Tax Assets and Liabilities (₹ in Lakh)

Particulars	Amount	
Opening Balance as on 1st April 2022		13.70
Amount Charged to P & L A/c		
Remeasurement of invetsment at fair value	4.40	
Def. Tax Assets created on PPE	0.02	
Total Amount charged to P & L A/c		4.42
Amount charged to OCI A/c		
Def. Tax Assets set off for cash flow hedge reserve	(0.36)	
Total Amount charged to OCI A/c		(0.36)
Opening Balance as on 1st April 2023		17.76
Amount charged to P & L A/c		
Remeasurement of invetsment at fair value	15.65	
Def. Tax Assets created on PPE	(0.02)	
Total Amount charged to P & L A/c		15.63
Amount charged to OCI A/c		
Def. Tax Assets set off for cash flow hedge reserve	(0.18)	
Total Amount charged to OCI A/c		(0.18)
Closing Balance as on 31st March 2024		33.21

Notes to the Consolidated Financial Statements for the year ended 31st March, 2024

Note 27.4 Reconciliation of tax expenses (₹ in Lakh)

Particulars	Year ended 31 st March, 2024	Year ended 31 st March, 2023
Total Amount Charged to P & L A/c as above Note no. 27.3	15.63	4.42
Add:- Amount of difference in Tax Provision & actual of Previous year	0.57	13.19
Add:- Provision for Income tax	19.10	39.62
Tax Expenses as per P & L A/c	35.29	57.23

Note 28: Earnings per share (₹ in Lakh except number of shares and per share data)

Particulars	As at 31 st March, 2024	As at 31 st March, 2023
Profit after tax as per Statement of Profit & Loss	1,287.95	(406.88)
Net earning for computing basic earning per share	1,287.95	(406.88)
Number of equity shares	5,83,73,305	5,83,73,305
Weighted average number of equity shares used in computing the basic earnings per share	5,83,73,305	5,83,73,305
Weighted average number of equity shares used in computing the diluted earnings per share	5,83,73,305	5,83,73,305
Basic Earnings per share of ₹1 each	2.21	(0.70)
Diluted Earnings per share of ₹1 each	2.21	(0.70)
Face value per share (in ₹)	1.00	1.00

Note 29: Segment Reporting

The company's main objects envisage carrying on business in various Textile Products. Currently, the Company is engaged in the business of trading of yarns. In view of the current operation and according to the management the company constitute a single segment and accordingly there are no reportable segments in accordance with the requirement of Indian Accounting Standard (Ind AS) 108 on "Operating Segment Reporting" notified under the Companies (Indian Accounting Standard) Rules, 2015.

Geographical information

a. The Company is domiciled in India. The amount of its revenue from external customers broken down by location of customers is tabulated below: (₹ in Lakh)

Geography	Year ended 31 st March, 2024	Year ended 31 st March, 2023
India	609.16	612.08
Europe	429.75	80.04
Gulf & Middle east	54.09	59.03
Far East & South east Asia	81.86	65.61
Africa	211.28	306.07
Rest of the world	50.93	129.88
Total	1,437.07	1,252.71

b. Information regarding geographical non-current assets is as follows: (₹ in Lakh)

Geography	Year ended 31 st March, 2024	Year ended 31 st March, 2023
India	15,599.20	14,372.75
Outside India	-	-
Total	15,599.20	14,372.75

Notes to the Consolidated Financial Statements for the year ended 31st March, 2024

Revenue from Products & Services

The detail of revenue from Products & Services are given below

(₹ in Lakh)

Geography	BMD Private Limited	
	Year ended 31 st March, 2024	Year ended 31 st March, 2023
Sale of goods	1,395.58	1,223.51
Sale of services	-	-
Total	1,395.58	1,223.51

Note 30 A: Investment in Associates

Details of Associate Companies at the end of the reporting period:

(₹ in Lakh)

Name of the Company	Relationship	Principal Activity	Accounting Method	Principal place of Business	Place of Incorporation	Proportion of Ownership Interest and Voting Rights held by the Investor Company	
						As at 31 st March, 2024	As at 31 st March, 2023
BMD Private Limited	Associate	Manufacture of Automotive Furnishing Fabric	Equity Method	Banswara, Rajasthan	Rajasthan	49.87%	49.87%

i) Significant judgements: existence of significant influence

Please refer Note 2.1 to the Consolidated Financial Statement

ii) Summarised financial information in respect of the Associate is set out below. The summarised financial information below represents amounts shown in the Associates' financial statements prepared in accordance with Ind AS.

a) Summarised Balance Sheet

(₹ in Lakh)

Particulars	BMD Private Limited	
	As at March 31 st , 2024	As at March 31 st , 2023
Current assets	21,312.62	17,416.94
Non-current assets	32,759.92	35,382.78
Current liabilities	16,665.85	15,857.01
Non-current liabilities	7,494.07	9,371.76
Net Assets (including non controlling interest)	29,912.62	27,570.95
Less: Non controlling Interest	-	-
Net Assets (Net off non controlling Interest)	29,912.62	27,570.95
Share of Bhilwara Technical Textiles Limited	14,918.42	13,750.55

b) Summarized statement of Profit & Loss

(₹ in Lakh)

Particulars	BMD Private Limited	
	As at 31 st March, 2024	As at 31 st March, 2023
Revenue	34,744.77	28,876.21
Profit/(Loss) after Tax	2,317.56	(1,106.21)
Other comprehensive income for the year	24.14	(21.74)
Total comprehensive income for the year (Excluding Non Controlling Interest)	2,341.70	(1,127.95)

Notes to the Consolidated Financial Statements for the year ended 31st March, 2024

c) Reconciliation of Net Assets:

(₹ in Lakh)

Particulars	BMD Private Limited	
	As at March 31 st , 2024	As at March 31 st , 2023
Opening Net Assets	27,570.92	28,698.90
Less: Non Controlling Interest	-	-
Net Assets after Non Controlling Interest	27,570.92	28,698.90
Add: Equity component of compound financial instruments transferred to retained earning	-	-
Profit for the year (Excluding Non Controlling Interest)	2,317.56	(1,106.21)
Other Comprehensive Income (Excluding Non Controlling Interest)	24.14	(21.74)
Closing Net Assets (Excluding Non Controlling Interest)	29,912.62	27,570.95
Share of Bhilwara Technical Textiles Limited	14,918.42	13,750.55

Note 30 B: Additional Information as required under Schedule III of the Companies Act, 2013

(₹ in Lakh)

Name of the Entities	2023-24							
	Net Assets i.e. Total Assets minus Total Liabilities		Share in Profit / (Loss)		Share in Other Comprehensive Income		Share in Total Comprehensive Income	
	As a % of Consolidated Net Assets	Amount	As a % of Consolidated Profit/Loss	Amount	As a % of Consolidated Profit	Amount	As a % of Consolidated Profit	Amount
Parent:								
Bhilwara Technical Textiles Limited	4.22%	623.21	10.26%	132.10	-5%	(0.54)	10.12%	131.56
Associates (Investment as per Equity method):								
Indian								
BMD Private Limited	95.78%	14,161.19	89.74%	1,155.85	105%	12.04	89.88%	1,167.89
Total	100.00%	14,784.40	100.00%	1,287.95	100.00%	11.50	100.00%	1,299.45

(₹ in Lakh)

Name of the Entities	2022-23							
	Net Assets i.e. Total Assets minus Total Liabilities		Share in Profit / (Loss)		Share in Other Comprehensive Income		Share in Total Comprehensive Income	
	As a % of Consolidated Net Assets	Amount	As a % of Consolidated Profit/Loss	Amount	As a % of Consolidated Profit	Amount	As a % of Consolidated Profit	Amount
Parent:								
Bhilwara Technical Textiles Limited	14.51%	2,205.32	-35.59%	144.82	9%	(1.07)	-34.33%	143.75
Associates (Investment as per Equity method):								
Indian								
BMD Private Limited	85.49%	12,993.31	135.59%	(551.70)	91%	(10.84)	134.33%	(562.54)
Total	100.00%	15,198.63	100.00%	(406.88)	100.00%	(11.91)	100.00%	(418.79)

Notes to the Consolidated Financial Statements for the year ended 31st March, 2024

Note 31: Financial Instruments

Note 31.1: Capital Management

The primary objective of the company capital management is to maximise the shareholder's value and also maintain an optimal capital structure to reduce cost of capital. In order to manage the capital structure, the company may adjust the amount of dividend paid to shareholders, return on capital to shareholders, issue new shares or sale assets to reduce debts. The Company monitors capital on the basis of following gearing ratio, which is net debt divided by total capital plus debt.

The Company is not subject to any externally imposed capital requirements.

Note 31.1.1: Gearing Ratio

The gearing ratio at the end of the reporting period was as follows: (₹ in Lakh)

Particulars	As at 31 st March, 2024	As at 31 st March, 2023
Debt (See note 'i' below)	-	-
Cash and bank balances (Refer Note no. 9 & 10)	(45.21)	(80.09)
Net debt	(45.21)	(80.09)
Total equity (Refer Note no. 14 & 15)	16,498.07	15,198.62
Total equity and Net Debt	16,452.87	15,118.53
Gearing Ratio	(0.00)	(0.01)

Note:

i. Debt outstanding as on 31.03.2024 - Nil. (Previous Year 8.07 Lakh) Debt is defined as short-term borrowings (excluding derivative, financial guarantee contracts)

Note 31.2: Categories of Financial Instruments

The carrying value and fair value of financial instruments by categories as of 31st March, 2024 were as follows: (₹ in Lakh)

Particulars	Amortised / Cost	Financial assets/ liabilities at fair value through profit & loss	Financial assets/ liabilities at fair value through OCI	Total value
Financial Assets				
Measured at Amortised cost				
(a) Trade receivables	62.10	-	-	62.10
(b) Cash and cash equivalents	30.21	-	-	30.21
(c) Bank balances other than above	15.00	-	-	15.00
(d) Other financial assets	0.79	-	-	0.79
(e) Investments - Equity	660.00	-	-	660.00
Measured at Fair Value				
(f) Investments-Mutual Funds	-	773.92	-	773.92
Financial Liabilities				
Measured at Amortised cost				
(g) Borrowings	-	-	-	-
(h) Trade payables	69.54	-	-	69.54
(i) Other financial liabilities	18.04	-	-	18.04

Notes to the Consolidated Financial Statements for the year ended 31st March, 2024

The carrying value and fair value of financial instruments by categories as of 31st March, 2023 were as follows: (₹ in Lakh)

Particulars	Amortised / Cost	Financial assets/ liabilities at fair value through profit & loss	Financial assets/ liabilities at fair value through OCI	Total value
Financial Assets				
Measured at Amortised cost				
(a) Trade receivables	14.03	-	-	14.03
(b) Cash and cash equivalents	52.52	-	-	52.52
(c) Bank balances other than above	27.57	-	-	27.57
(d) Other financial assets	1.28	-	-	1.28
(e) Investments - Equity	660.00	-	-	660.00
Measured at Fair Value				
(f) Investments -Mutual Funds	-	714.93	-	714.93
Financial Liabilities				
Measured at amortised cost				
(g) Borrowings	-	-	-	-
(h) Trade payables	74.95	-	-	74.95
(i) Other financial liabilities	21.02	-	-	21.02

Note 31.3: Fair value Hierarchy

This section explains the judgements and estimates made in determining the fair values of the financial instruments that are recognised and measured at fair value and measured at amortised cost and for which fair values are disclosed in financial statements. To provide an indication about the reliability of inputs used in determining fair values, the group has classified its financial instruments into three levels prescribed under the accounting standards.

Level 1- Quoted prices (unadjusted) in active markets for identical assets or liabilities.

Level 2- Input other than quoted prices included within level 1 that are observable for the asset or liabilities, either directly (i.e as prices) or indirectly (i.e. derived from prices) (Net Asset value as published by the fund).

Level 3- Inputs for the assets or liabilities that are not based on observable market data (unobservable inputs).

The following table presents fair value hierarchy of assets and liabilities measured at fair value on a recurring basis as of 31st March, 2024 (₹ in Lakh)

Particular	As at 31 st March, 2024	Fair Value measurement at end of the reporting period/year using
	Amount	Level 2
Investment in Mutual Funds	773.92	773.92

The following table presents fair value hierarchy of assets and liabilities measured at fair value on a recurring basis as of 31st March, 2023: (₹ in Lakh)

Particular	As at 31 st March, 2024	Fair Value measurement at end of the reporting period/year using
	Amount	Level 2
Investment in Mutual Funds	714.93	714.93

Notes to the Consolidated Financial Statements for the year ended 31st March, 2024

Note 31.4: Valuation technique used to determine Fair value

The Company maintains policies and procedures to value financial assets or financial liabilities using the best and most relevant data available. The fair values of the financial assets and liabilities are included at the amount that would be received to sell an asset or paid to transfer a liability in an orderly transaction between market participants at the measurement date. The following methods and assumptions were used to estimate the fair values:

1) Fair value of cash and deposits, trade receivables, trade payables, and other current financial assets and liabilities approximate their carrying amounts largely due to the short-term maturities of these instruments. The fair value of other non-current financial assets and liabilities (security deposit taken/given and advance to employees) carried at amortized cost is approximately equal to fair value. Hence carrying value and fair value is taken same.

2) Long-term fixed-rate and variable-rate receivables / borrowings are evaluated by the Company based on parameters such as interest rates, specific country risk factors, credit risk and other risk characteristics. Fair value of variable interest rate borrowings approximates their carrying values. For fixed interest rate borrowing fair value is determined by using the discounted cash flow (DCF) method using discount rate that reflects the issuer's borrowings rate. Risk of non-performance for the company is considered to be insignificant in valuation.

3) The fair values of derivatives are estimated by using pricing models, where the inputs to those models are based on readily observable market parameters basis contractual terms, period to maturity, and market parameters such as interest rates, foreign exchange rates, and volatility. These models do not contain a high level of subjectivity as the valuation techniques used do not require significant judgement, and inputs thereto are readily observable from actively quoted market prices. Management has evaluated the credit and non-performance risks associated with its derivative counterparties and believe them to be insignificant and not warranting a credit adjustment.

Note 31.5: Financial risk management objectives and policies

The Company's principal financial liabilities, comprises of trade payables. The main purpose of these financial liabilities is to finance the Company's operations. The Company's principal financial assets include loans, trade and other receivables, and cash and cash equivalents that derive directly from its operations.

The company's activities expose it to a variety of financial risks: currency risk, interest rate risk credit risk and liquidity risk. The company's overall risk management strategy seeks to minimise adverse effects from the unpredictability of financial markets on the company's financial performance. The Company's senior management is supported by a financial risk committee that advises on financial risks and the appropriate financial risk governance framework for the Company. The financial risk committee provides assurance to the Company's senior management the Company's financial risk activities are governed by appropriate policies and procedures and that financial risks are identified, measured and managed in accordance with the Company's policies and risk objectives. The Audit committee reviews and agrees policies for managing each of these risks, which are summarised below.

Note 31.5.1: Credit Risk

Credit risk is the risk that counterparty will not meet its obligations under a financial instrument or customer contract, leading to a financial loss. The Company is exposed to credit risk from its operating activities (primarily trade receivables) and from its financing activities, including deposits with banks and financial institutions and other financial instruments.

Expected Credit Loss for trade receivables

There is no debtor outstanding for more than 12 months. Credit risk is managed through credit approvals, establishing credit limits, continuous monitoring of creditworthiness of customers to which the company grants credit terms in the normal course of business. The Company also assesses the financial reliability of customers taking into account the financial condition, current economic trends and historical bad debts and ageing of accounts receivables.

Notes to the Consolidated Financial Statements for the year ended 31st March, 2024

For the year ending 31st March 2024

(₹ in Lakh)

Financial assets to which loss allowance is measured using 12 months Expected credit loss(ECL)	Gross Carrying Amount	Expected Probability of Default	Expected Credit Loss	Carrying amount net of impairment provision
Other Financial Assets	0.79	-	-	0.79

(₹ in Lakh)

Financial assets to which loss allowance is measured using life time expected credit loss (ECL)	Not Due	Less than 12 months	More than 12 months	Total
Trade Receivables	62.10	-	-	62.10
Expected Loss Rate	-	-	100%	-
Expected Credit Losses	-	-	-	-
Carrying amount of Trade receivables	62.10	-	-	62.10

For the year ending 31st March 2023

(₹ in Lakh)

Financial assets to which loss allowance is measured using 12 months Expected credit loss (ECL)	Gross Carrying Amount	Expected Probability of Default	Expected Credit Loss	Carrying amount net of impairment provision
Other Financial Assets	1.28	-	-	1.28

(₹ in Lakh)

Financial assets to which loss allowance is measured using life time expected credit loss (ECL)	Not Due	Less than 12 months	More than 12 months	Total
Trade Receivables	14.02	0.01	-	14.03
Expected Loss Rate	-	-	100%	-
Expected Credit Losses	-	-	-	-
Carrying amount of Trade receivables	14.02	0.01	-	14.03

Provisioning Norms of Debtors

Ageing of debtor on the basis of invoice date	Provision in %
Upto 12 Months	Nil
More than 12 months	100%

Investments

The Company limits its exposure to credit risk by generally investing with counterparties that have a good credit rating.

Cash & cash equivalents

With respect to credit risk arising from financial assets which comprise of cash and cash equivalents, the Company's risk exposure arises from the default of the counterparty, with a maximum exposure equal to the carrying amount of these financial assets at the reporting date. Since the counter party involved is a bank, Company considers the risks of non-performance by the counterparty as non-material.

Foreign exchange risk is the risk that the fair value of future cash flows of financial instruments will fluctuate because of changes in foreign exchange rate.

Notes to the Consolidated Financial Statements for the year ended 31st March, 2024

The Company derives significant portion of its revenue in foreign currency, exposing it to fluctuations in currency movements. The Company has laid down a foreign exchange risk policy as per which senior management team reviews and manages the foreign exchange risks in a systematic manner, including regular monitoring of exposures, proper advice from market experts, hedging of exposures, etc.

In management's opinion, the sensitivity analysis is unrepresentative of the inherent foreign exchange risk because the exposure at the end of the reporting period does not reflect the exposure during the year.

Details in respect of the outstanding hedge accounting relationships given below: (₹ in Lakh)

Particular	As at	
	31 st March, 2024	31 st March, 2023
	USD	USD
Trade Receivables	-	-
Less: Hedged Portion	-	-
Unhedged Exposure	-	-

Sensitivity Analysis

The Following table demonstrate the sensitivity in the foreign exchange rate (USD) to the Indian Rupees with all other variable held constant. The Impact on statement of profit & loss is given below: (₹ in Lakh)

Particular	As at 31 st March, 2024		As at 31 st March, 2023	
	Increase	Decrease	Increase	Decrease
USD Sensitivity				
USDINR-Increase/(Decrease) by 1%	-	-	-	-

Note 31.6: Liquidity risk management

Ultimate responsibility for liquidity risk management rests with the board of directors, which has established an appropriate liquidity risk management framework for the management of the company's short, medium, and long-term funding and liquidity management requirements. The company manages liquidity risk by maintaining adequate reserves, banking facilities and reserve borrowing facilities, by continuously monitoring forecast and actual cash flows, and by matching the maturity profiles of financial assets and liabilities.

Liquidity and interest risk tables

The following tables detail the company's remaining contractual maturity for its financial liabilities with agreed repayment periods. The tables have been drawn up based on the undiscounted cash flows of financial liabilities based on the earliest date on which the company can be required to pay. The contractual maturity is based on the earliest date on which the company may be required to pay.

(₹ in Lakh)

Particulars	Weighted average effective interest rate	0-1 year	1-3 years	3-5 years	5+ years	Total	Carrying Amount
31st March, 2024							
Non-interest bearing							
Trade payables		69.54	-	-	-	69.54	69.54
Other financial liabilities		18.04	-	-	-	18.04	18.04
31st March, 2023							
Non-interest bearing							
Trade payables		74.95	-	-	-	74.95	74.95
Other financial liabilities		20.54	0.48	-	-	21.02	21.02

Notes to the Consolidated Financial Statements for the year ended 31st March, 2024

Note: 32

LIST OF RELATED PARTIES AS PER IND AS 24 & REGULATION 23 OF SEBI (LISTING OBLIGATIONS AND DISCLOSURE REQUIREMENTS) REGULATIONS, 2015

S.No.	Name of Related Party	Nature of Relationship	
A	(i) A person or a close member of that person's family of a reporting entity has control or joint control over the reporting entity	Shri Shekhar Agarwal	
		Shri Shantanu Agarwal	
			Promoters having voting control
	(ii) A person or a close member of that person's family of a reporting entity has significant influence over the reporting entity	Shri Shekhar Agarwal	
		Smt. Shashi Agarwal	
		Shri Shantanu Agarwal	
		Smt. Shuchi Poddar	
	(iii) A Person or close member of that person's family of a reporting entity is a member of key management personnel of the reporting entity or of parent of the reporting entity.	Shri Shekhar Agarwal	
		Shri Shantanu Agarwal	
		Shri Riju Jhunjunwala	
Shri Rakesh Kumar Ojha			
Smt. Sunita Mathur			
Shri Manish Gupta			
Shri Avinav Sharma		Company Secretary & Chief Financial Officer	
B	(i) The entity and the reporting entity are members of the same group (which means that each parent, subsidiary and fellow subsidiary is related to the others)	Not applicable	
	(ii) One entity is an associate or joint venture of the other entity (or an associate or joint venture of a member of a group of which the other entity is a member)	BMD Pvt. Ltd.	Associate
		BMD Power Pvt. Ltd.	
		BMD Renewable Energy Pvt. Ltd.	Wholly Owned Subsidiary of Associate
		Agarwal Trademart Pvt. Ltd.	
	(iii) Associated and other entities are joint ventures of the same third party.	Not applicable	
	(iv) One Entity is a joint venture of a third party and the other entity is an associate of the third entity	Not applicable	
(v) The entity is a post-employment benefit plan for the benefit of employees of either the reporting entity or an entity related to the reporting entity. If the reporting entity is itself such a plan, the sponsoring employers are also related to the reporting entity.	Not applicable		

Notes to the Consolidated Financial Statements for the year ended 31st March, 2024

(vi) The entity is controlled or jointly controlled by a person identified in (a)	
Aadi Marketing Company Private Limited	Holding more than 50% of Shareholding along with relatives in the Company.
Agarwal Finestate Private Limited	
AKJ Apparels Private Limited	
Asia Law Office	
BMD Power Private Limited	
BMD Private Limited	
BMD Renewable Energy Private Limited	
BSL Limited	
Captain Trade & Agencies Private Limited	
Diplomat Leasing and Finance Private Limited	
Giltedged Industrial Securities Limited	
Glorious Commodeal Private Limited	
HEG Limited	
India TexFab Marketing Limited	
Investors India Limited	
Jawahar Textile Private Limited	
Jivon Textile Private Limited	
Kalati Holdings Private Limited	
Maral Overseas Limited	
MG Marketing and Trading Private Limited	
Minimal Access Smart Surgery Hospitals Private Limited	
Nikita Electrotrades Private Limited	
Raghav Commercial Limited	
RANDR Trustee Private Limited	
Redrose Vanijya Private Limited	
RLJ Family Trusteeship Private Limited	
RRJ Family Trustee Private Limited	
RSWM Limited	
Sita Nirman Private Limited	
SKLNJ Family Trusteeship Private Limited	
SSSA Family Private Limited	
Texnere India Private Limited	
Veronia Tie up Private Limited	
Zoongoo Commercial Co. Private Limited	
(vii) A person identified in (a)(i) has significant influence over the entity or is a member of the key management personnel of the entity (or of a parent of the entity).	
1 Shri Shekhar Agarwal	Holding 20% or more Shareholding along with relatives in the Company.
Aadi Marketing Company Private Limited	
Agarwal Finestate Private Limited	
BMD Power Private Limited	
BMD Private Limited	
BMD Renewable Energy Private Limited	
Diplomat Leasing and Finance Private Limited	
Maral Overseas Limited	

Notes to the Consolidated Financial Statements for the year ended 31st March, 2024

	MG Marketing and Trading Private Limited	Holding 20% or more Shareholding along with relatives in the Company.
	Sita Nirman Private Limited	
	SSSA Family Private Limited	
2 Shri Shantanu Agarwal	Aadi Marketing Company Private Limited	
	Agarwal Finestate Private Limited	
	BMD Power Private Limited	
	BMD Private Limited	
	BMD Renewable Energy Private Limited	
	Diplomat Leasing and Finance Private Limited	
	Maral Overseas Limited	
	MG Marketing and Trading Private Limited	
	Sita Nirman Private Limited	
	SSSA Family Private Limited	
(viii) The Entity, or any member of a group of which it is part, provide key management personal service to the reporting entity of to the parent of reporting entity.		
	Not applicable	

Note 32 (ii): Related Party Transactions Disclosure

(₹ in Lakh)

S. No.	Transactions	Key Managerial Personnel & Relatives		Associates and Wholly owned Subsidiary of Associates of Reporting entity		A person and enterprises over which any person described other than A-(i-iii) and B-(ii) is able to exercise significant influence over the reporting enterprises.		Total	
		31 st March, 2024	31 st March, 2023	31 st March, 2024	31 st March, 2023	31 st March, 2024	31 st March, 2023	31 st March, 2024	31 st March, 2023
1	Sitting Fees	4.40	3.35	-	-	-	-	4.40	3.35
2	Remuneration			-	-	-	-		
a	Short term employees benefit	11.05	9.52	-	-	-	-	11.05	9.52
b	Post employment benefit	-	-	-	-	-	-	-	-
c	Termination benefits	-	-	-	-	-	-	-	-
d	Share-based payment	-	-	-	-	-	-	-	-
e	Other long-term benefits	-	-	-	-	-	-	-	-
3	Reimbursement of Expenses paid/Payable for medical expenses/Covid Insurance Policy	-	-	-	-	1.70	0.37	1.70	0.37
4	Outstanding Due to	-	-	-	-	15.24	18.90	15.24	18.90
5	Sale of Goods	-	-	-	-	-	46.74	-	46.74
6	Job Charges Payable	-	-	-	-	269.03	167.02	269.03	167.02
	TOTAL	15.45	12.87	-	-	285.97	233.03	301.42	245.90

Note 33: Recent Accounting Pronouncements

Ministry of Corporate Affairs("MCA") notifies new standards or amendments to the existing standards under Companies (Indian Accounting Standards) Rules as issued from time to time. For the year ended 31st March, 2024 MCA has not notified any new standards or amendments to the existing standards applicable to the Company.

Notes to the **Consolidated Financial Statements** for the year ended 31st March, 2024

Note 34: Other Statutory Information

- (i) The Company does not have any Benami property, where any proceeding has been initiated or pending against the Company for holding any Benami property.
- (ii) The Company does not have any transactions with companies struck off.
- (iii) The Company does not have any charges or satisfaction which is yet to be registered with ROC beyond the statutory period.
- (iv) The Company has not traded or invested in Crypto currency or Virtual Currency during the financial year.
- (v) The Company has not received any fund from any person(s) or entity(ies), including foreign entities (Funding Party) with the understanding (whether recorded in writing or otherwise) that the Company shall:
 - (a) Directly or indirectly lend or invest in other persons or entities identified in any manner whatsoever by or on behalf of the Funding Party (Ultimate Beneficiaries) or
 - (b) Provide any guarantee, security or the like on behalf of the ultimate beneficiaries.
- (vi) The Company has not advanced any fund to any person(s) or entity(ies), including foreign entities with the understanding (whether recorded in writing or otherwise) that the Company shall:
 - (a) Directly or indirectly lend or invest in other persons or entities identified in any manner whatsoever by or on behalf of the Funding Party (Ultimate Beneficiaries) or
 - (b) Provide any guarantee, security or the like on behalf of the ultimate beneficiaries.
- (vii) The Company has no subsidiary and joint venture downward. The company has one associate company downward.
- (viii) The lender of the company has not declared company as wilful defaulter and also company has not defaulted in loan repayment of loan to the lender.
- (ix) There is no transaction which are not recorded in the books of account that has been surrendered or disclosed as income during the year in the tax assessments under the Income Tax Act, 1961.
- (x) The company has used accounting softwares for maintaining its books of account which has a feature of recording audit trail (edit log) facility and the same has operated throughout the year for all relevant transactions recorded in the softwares.

Note 35: Approval of Financial Statements

The Financial statements for the period ended 31st March 2024 were approved by the Board of Directors and authorized for issue on 20th May 2024.

In terms of our report attached

As per our report of even date

For Doogar & Associates

Chartered Accountants

Firm Regn. No. 000561N

Mukesh Goyal

Partner

Membership No. 081810

Shekhar Agarwal

Chairman & Managing Director and CEO

DIN : 00066113

Shantanu Agarwal

Director

DIN : 02314304

Avnish Maurya

Company Secretary & Chief Financial Officer

Membership No. A49392

Place: Noida (U.P.)

Date: 20th May, 2024



BHILWARA TECHNICAL TEXTILES LIMITED

Registered Office
LNJ Nagar, Mordi
Banswara - 327001, Rajasthan

CIN: L18101RJ2007PLC025502

website: www.bttl.co.in



PROUD TO BE INDIAN
PRIVILEGED TO BE GLOBAL



BHILWARA TECHNICAL TEXTILES LIMITED

CIN: L18101RJ2007PLC025502

Regd. Office: LNJ Nagar, Mordi, Banswara – 327001, Rajasthan, India

Phone: +91-2961-231251-52, +91-2962-302400, Fax: +912961 – 231254

Corporate Office: Bhilwara Towers, A-12, Sector – 1, Noida – 201 301 (U.P.)

Phone: +91-120-4390300 (EPABX), Fax: +91-120-4277841

E-mail: bttil.investor@lnjbhilwara.com, **Website:** www.bttil.co.in

Notice of the 17th Annual General Meeting

Notice is hereby given that the **17th Annual General Meeting (“AGM”)** of the Members of **Bhilwara Technical Textiles Limited** will be held on **Friday, 20th September, 2024 at 2.00 p.m.** through Video Conferencing (“**VC**”) / Other Audio-Visual Means (“**OAVM**”) without the physical presence of members at the AGM venue to transact the business as set out in this Notice. The venue of the AGM shall be deemed to be Registered Office of the Company at LNJ Nagar, Mordi, Banswara– 327001, Rajasthan, India. The following business will be transacted at the AGM.

Ordinary Business:

- To receive, consider and adopt the Audited Financial Statements (including Audited Consolidated Financial Statements) of the Company for the financial year ended 31st March, 2024 and the Reports of Board of Directors’ and Statutory Auditor thereon.**

To consider and if thought fit, to pass, the following resolution as an Ordinary Resolution:

“RESOLVED THAT the Audited Financial Statements (including Audited Consolidated Financial Statements) of the Company for the financial year ended 31st March, 2024, the Reports of the Board of Directors and Statutory Auditors thereon, as circulated to the Members and laid before the meeting, be considered, received and adopted.”

- To appoint a Director in place of Shri Shantanu Agarwal (DIN: 02314304) who retires by rotation and being eligible, offers himself for re-appointment.**

To consider and if thought fit, to pass, the following resolution as an Ordinary Resolution:

“RESOLVED THAT pursuant to the provisions of Section 152 (6) and other applicable provisions, if any, of the Companies Act, 2013 read with the Companies (Appointment and Qualifications of Directors) Rules, 2014, as amended from time to time (“the Act”), Shri Shantanu Agarwal (DIN: 02314304) who retires by rotation and being eligible for re-appointment, be and is hereby re-appointed as a Director of the Company, liable to retire by rotation.”

By order of the Board of Directors
For **Bhilwara Technical Textiles Limited**

Sd/-
Avnish Maurya
Company Secretary
and Chief Financial Officer
M. No. ACS-49392

Place: Noida(U.P.)
Date: 21st August, 2024

NOTES:

- Pursuant to General Circular No. 09/2023 dated 25th September, 2023 issued by the Ministry of Corporate Affairs (“**the MCA**”) read together with previous circulars issued by the MCA in this regard (hereinafter referred as “**MCA Circulars**”) and Circular No. SEBI/HO/CFD/CFD-PoD-2/P/CIR/2023/167 dated 7th October, 2023, issued by the Securities Exchange Board of India (“**the SEBI**”) read together with previous circulars issued by the SEBI (hereinafter referred as “**SEBI Circulars**”) (MCA Circulars and SEBI Circulars are collectively referred as “**Applicable Circulars**”), the Companies are permitted to hold the AGM through Video Conferencing/Other Audio Visual Means (“**VC/OAVM**”), without physical presence of Members at common venue. Hence, in compliance with the provisions of the Act, SEBI (Listing Obligations and Disclosure Requirements) Regulations, 2015 (“Listing Regulations”) and read with Applicable Circulars, the 17th AGM of the Company is being held through VC/OAVM. The Registered Office of the Company shall be deemed venue for the 17th AGM. Details under Regulation 36(3) of Listing Regulations and in terms of Secretarial Standard-2 (“SS-2”) on General Meeting in respect of the Directors seeking re-appointment at the 17th AGM, are given in **Annexure-I** of this Notice.

GENERAL INSTRUCTIONS FOR PARTICIPATION AT 17th AGM AND E-VOTING

- Pursuant to the provisions of Section 108 of the Companies Act, 2013 read with Rule 20 of the Companies (Management and Administration) Rules, 2014 (as amended) and Regulation 44 of SEBI (Listing Obligations and Disclosure Requirements) Regulations, 2015 (as amended), SS-2 and in accordance with the Applicable Circulars referred to in Note No. 1, the Company is providing facilities of VC/OAVM and remote e-Voting (including e-Voting during the AGM) to its Members at the 17th AGM through National Securities Depository Limited (“NSDL”). The VC/OAVM will have a capacity to allow at least 1000 members to participate in the AGM and such participation shall be on a first-come first-served basis.

The instructions for participation by the Members and for remote e-Voting including e-Voting during the AGM are given separately in the subsequent paragraphs. Further, the attendance of the Members attending/participating 17th AGM through VC/OAVM, shall be counted for the purpose of reckoning the quorum under Section 103 of the Companies Act,



2013 read with Applicable Circulars. However in case of joint shareholders, Member whose name appears as the first holder in the order of names as per the Register of Members of the Company, will be entitled to vote at the AGM through e-voting.

- 3) Since this AGM is being held pursuant to the Applicable Circulars through VC/OAVM, the requirement of physical attendance of members has been dispensed with. Accordingly, the facility for appointment of proxy (ies) by the members will not be available for this AGM and hence the proxy form, attendance slip and route map of this AGM are not annexed to this notice.
- 4) The Register of Members and Share Transfer Books of the Company shall remain closed from Saturday, 14th September, 2024 to Friday, 20th September, 2024, (both days inclusive).
- 5) Smt. Manisha Gupta (Membership No. FCS 6378) Practicing Company Secretary, has been appointed as the Scrutinizer to scrutinize the remote e-Voting process and voting during the AGM in a fair and transparent manner.

Electronic dispatch of Annual Report and process for registration of email address

- 6) a. In accordance with the Applicable Circulars, the Notice of 17th AGM and the Annual Report for the financial year 2023-24 are being sent by electronic mode to those Members whose email addresses are registered with the Registrar and Share Transfer Agent/National Securities Depository Limited (“NSDL”)/Central Depository Securities Limited (“CDSL”) (collectively referred “depositories”). All

the members whose names are recorded in the Register of Members or in the List of Beneficial Owners maintained by the depositories as on Friday, 23rd August, 2024 will be considered for the purpose of sending the Notice of AGM and the Annual Report. The Company will send the physical copy of Annual Report 2023-24 to those Members who request the same at bttil.investor@injbhilwara.com mentioning their Folio No. /DP ID and Client ID.

Notice convening 17th AGM and Annual Report for the financial year 2023-24 can be accessed from the website of the Company at www.bttil.co.in, and websites of the Stock Exchange i.e. BSE Limited at www.bseindia.com and also available on the website of NSDL (agency for providing the Remote e-Voting facility) i.e. www.evoting.nsdl.com.

- b. To support the ‘Green Initiative’ and to receive communication from the Company, Members who have not yet registered their email addresses are requested to register the same with their Depository Participant in case the shares are held in dematerialized form and with the Registrar and Share Transfer Agent in case the shares are held in physical form through Form ISR-1.
- c. Members are requested to provide/update their KYC, nomination and bank account details to Beetal Financial & Computer Services (P) Limited, Registrar and Share Transfer Agent (“RTA”) of the Company or Depository Participant (“DP”). The process of registering the same is mentioned below:

Members holding shares in physical form:	
For updating email address and Telephone/ mobile numbers	<p>In case Members holding shares in physical form and whose KYC details are updated:</p> <p>Members shall provide duly filled and signed form ISR-1 along with self-attested copies of PAN Card and Aadhaar Card, to Beetal Financial & Computer Services (P) Limited, Registrar and Share Transfer Agent (“RTA”) of the Company.</p> <p><i>Note: members whose KYC are not updated, shall require to update their KYC along with email address as mentioned herein below.</i></p>
KYC and Bank details	<p>In case Members holding shares in physical form and whose KYC details are not updated:</p> <p>Members holding shares in physical form shall provide duly filled and signed form ISR-1 along with self-attested copies of PAN card and Aadhaar card, Cancelled Cheque or Bank Passbook/Statement attested by the Bank, to RTA.</p> <p>For updating signature:</p> <p>In case of mismatch of signature or updation of signature, Members in addition to the above documents shall provide duly filled form ISR-2 attested by the Banker.</p>
Nomination	<p>Members whose nominee details are not updated are requested to provide duly filled and signed:</p> <ul style="list-style-type: none"> • Form SH-13 for updating the details of Nominee; or • Form ISR-3 for opting out of Nomination; or • Form SH-14 for change in existing Nomination.

Members holding shares in dematerialized form:

Members are requested to contact their DP to register their email address, KYC, bank account and/or Nomination details in their demat account, as per the process advised by their DP.



Members may download the relevant forms viz. ISR-1, ISR-2, ISR-3, SH-13 and SH-14 from the website of the Company at <https://bttil.co.in/procpankyc.html> Members may also refer to Frequently Asked Questions ("FAQs") https://www.sebi.gov.in/sebi_data/faqfiles/jan-2024/1704433843359.pdf.

Members are requested to send the aforesaid relevant forms along with necessary documents to the RTA of the Company at Beetal Financial & Computer Services Private Limited (Unit: Bhilwara Technical Textiles Limited), Beetal House, 3rd Floor, 99 Madangir, Behind Local Shopping Centre, Near Dada Harsukhdas Mandir, New Delhi-110062.

In case of any queries /difficulties in registering the email address, members may write to RTA at beetalrta@gmail.com, or the Company at bttil.investor@lnjbhilwara.com.

Members are requested to note that SEBI had issued various circulars and master circulars for common & simplified norms for processing service requests from the shareholders/ investors including mandatory furnishing of PAN, KYC and nomination details etc. The Company has from time to time sent communication to concerned shareholders requesting them to update their PAN, KYC, nomination, bank details and contact details so as to render prompt service to them. The Company has sent latest communication by registered post to the concerned shareholders on 10th July, 2024 requesting them to update their details. The said communication is available along with SEBI circulars on website of the company www.bttil.co.in.

- 7) Non-Resident Indian members are requested to inform RTA/ respective DPs immediately about:
- the change in the residential status on return to India for permanent settlement; and
 - the particulars of the bank account(s) maintained in India with complete name, branch, and account type, account number and address of the bank, if not furnished earlier.
- 8) In terms of Regulation 40(1) of Listing Regulations read with SEBI Circular No. SEBI/HO/MIRSD/MIRSD_RTAMB/P/CIR/2022/8 dated 25th January, 2022, as amended from time to time, all service request with respect to transfer, transmission, transposition of securities, claim of shares from unclaimed suspense account etc. shall be effected only in dematerialized form. In view of the

same, Members are advised to dematerialize the shares held by them in physical form. Members can contact the Company or RTA, for assistance in this regard.





- 9) SEBI vide Circular Nos. SEBI/HO/OIAE/OIAE_IAD-1/P/ CIR/2023/131 dated 31st July, 2023, and SEBI/HO/OIAE/OIAE_IAD-1/P/CIR/2023/135 dated 4th August, 2023, read with Master Circular No. SEBI/HO/OIAE/OIAE_IAD-1/P/ CIR/2023/145 dated 31st July, 2023 (updated as on 20th December, 2023), has established a common Online Dispute Resolution Portal ("ODR Portal") for resolution of disputes arising in the Indian Securities Market. Pursuant to above-mentioned circulars, post exhausting the option to resolve their grievances with the RTA/ Company directly and through existing SCORES platform, the investors can initiate dispute resolution through the ODR Portal (<https://smartodr.in/login>) and the same can also be accessed through the Company's website <https://bttil.co.in/investor3.html>.
- 10) PROCEDURE FOR REMOTE E-VOTING AND JOINING ANNUAL GENERAL MEETING THROUGH VC/OAVM BY MEMBERS
- Members, whose names appear in the Register of Members / Beneficial Owners as on the **Cut-Off date i.e. Friday, 13th September, 2024** may cast their vote electronically. The remote e-Voting period begins on **Tuesday, 17th September, 2024 at 9:00 a.m. and ends on Thursday, 19th September, 2024 at 5:00 p.m.** The remote e-Voting module shall be disabled by NSDL for voting thereafter. The voting right of shareholders shall be in proportion to their share in the paid-up equity share capital of the Company as on the **Cut-Off date i. e. Friday, 13th September, 2024.**
 - Members, who acquire shares of the Company after dispatch of the notice and hold shares as on the Cut-Off Date i.e. **Friday, 13th September, 2024** may obtain the login ID and password by sending a request at evoting@nsdl.co.in or beetalrta@gmail.com or beetal@beetalfinancial.com. Individual Demat Account Holder may follow the process mentioned in Step 1: Access to NSDL e-Voting system.
 - The details of the process and manner for remote e-Voting are explained herein below:**

The way to vote electronically on NSDL e-Voting system consists of "Two Steps" which are mentioned below:



STEP 1: ACCESS TO NSDL E-VOTING SYSTEM

(A) Login method for e-Voting for Individual Members holding shares in demat mode

Type of Members	Login Method
Individual Members holding shares in demat mode with NSDL	<p>I. NSDL IDeAS facility</p> <p>If you are already registered, follow the below steps:</p> <ol style="list-style-type: none"> 1. Visit the e-Services website of NSDL viz. https://eservices.nsdl.com either on a Personal Computer or on a mobile. 2. On the e-Services home page click on the “Beneficial Owner” icon under “Login” which is available under ‘IDeAS’ section. 3. A new screen will open. You will need to enter your existing User ID and Password. After successful authentication, you will be able to see e-Voting services under Value added services. 4. Click on “Access to e-Voting” under e-Voting services and you will be able to see e-Voting page. 5. Click on options available against company name or e-Voting service provider i.e. NSDL and you will be re-directed to e-Voting website of NSDL for casting your vote during the remote e-Voting period or joining virtual meeting and e-voting during the meeting. <p>If you are not registered, follow the below steps</p> <ol style="list-style-type: none"> a. Option to register is available at https://eservices.nsdl.com. b. Select “Register Online for IDeAS Portal” or click at https://eservices.nsdl.com/SecureWeb/IdeasDirectReg.jsp c. Please follow steps given above points 1 to 5. <p>II. e-Voting website of NSDL</p> <ol style="list-style-type: none"> 1. Open web browser by typing the following URL: https://www.evoting.nsdl.com/ either on a Personal Computer or on a mobile. 2. Once the home page of e-Voting system is launched, click on the icon “Login” which is available under ‘Shareholder/Member’ section. 3. A new screen will open. You will have to enter your User ID (i.e. your sixteen digit demat account number hold with NSDL), Password/OTP and a Verification Code as shown on the screen. 4. After successful authentication, you will be redirected to NSDL Depository site wherein you can see e-Voting page. Click on options available against the Company name or e-Voting service provider i.e. NSDL and you will be redirected to e-Voting website of NSDL for casting your vote during the remote e-Voting period or joining virtual meeting and e-voting during the meeting. <p>III. Shareholders/Members can also download NSDL Mobile App “NSDL Speede” facility by scanning the QR code mentioned below for seamless voting experience.</p> <p>NSDL Mobile App is available on</p> <p> App Store  Google Play</p> <div style="display: flex; justify-content: space-around; align-items: center;">   </div>



Type of Members	Login Method
Individual Members holding shares in demat mode with CDSL	<ol style="list-style-type: none"> Users who have opted for CDSL Easi /Easiest facility, can login through their existing user id and password. Option will be made available to reach e-Voting page without any further authentication. The users to login Easi/Easiest are requested to visit CDSL website www.cdslindia.com and click on login icon & New System My Easi Tab and then use your existing my easi username & password. After successful login the Easi/Easiest user will be able to see the e-Voting option for eligible companies where the evoting is in progress as per the information provided by company. On clicking the evoting option, the user will be able to see e-Voting page of the e-Voting service provider for casting your vote during the remote e-Voting period or joining virtual meeting and e-voting during the meeting. Additionally, there is also links provided to access the system of all e-Voting Service Providers, so that the user can visit the e-Voting service providers' website directly. If the user is not registered for Easi/Easiest, option to register is available at CDSL website www.cdslindia.com and click on login & New System My Easi Tab and then click on registration option. Alternatively, the user can directly access e-Voting page by providing Demat Account Number and PAN No. from an e-Voting link available on www.cdslindia.com home page. The system will authenticate the user by sending OTP on registered Mobile & Email as recorded in the Demat Account. After successful authentication, user will be able to see the e-Voting option where the evoting is in progress and also able to directly access the system of all e-Voting Service Providers.
Individual Members (holding shares in demat mode) login through their Depository Participants ("DP")	<ol style="list-style-type: none"> You can also login using the login credentials of your demat account through your DP registered with NSDL/CDSL for e-Voting facility. Once logged in, you will be able to see e-Voting option. Click on e-Voting option, you will be redirected to NSDL/CDSL Depository site after successful authentication, wherein you can see e-Voting feature. Click on company name or e-Voting service provider i.e. NSDL and you will be redirected to e-Voting website of NSDL for casting your vote during the remote e-Voting period or joining virtual meeting and e-voting during the meeting.

Important note: Members who are unable to retrieve User ID/ Password are advised to use Forget User ID and Forget Password option available at abovementioned website.

Helpdesk for Members holding shares in demat mode for any technical issues related to login through Depository i.e. NSDL and CDSL.

Login type	Helpdesk details
Members holding shares in demat mode with NSDL	Members facing any technical issue in login can contact NSDL helpdesk by sending a request at evoting@nsdl.com or call at 022 - 4886 7000
Members holding shares in demat mode with CDSL	Members facing any technical issue in login can contact CDSL helpdesk by sending a request at helpdesk.evoting@cdslindia.com or contact at toll free no. 1800 22 55 33

(B) Login Method for e-Voting for Members other than Individual Members holding shares in demat mode and Members holding shares in physical mode

How to Log-in to NSDL e-Voting website?

- Visit the e-Voting website of NSDL. Open web browser by clicking the URL: <https://www.evoting.nsdl.com/> either on a Personal Computer or on a mobile.
- Once the home page of e-Voting system is launched, click on the icon "Login" which is available under 'Shareholder/Member' section.
- A new screen will open. You will have to enter your User ID, your Password/OTP and a Verification Code as shown on the screen.
- Alternatively, if you are registered for NSDL eservices i.e. IDEAS, you can log-in at <https://eservices.nsdl.com/> with your existing IDEAS login. Once you log-in to NSDL eservices after using your log-in credentials,



click on e-Voting and you can proceed to Step 2 i.e. Cast your vote electronically.

5. Your User ID details are given below:

Manner of holding shares i.e. Demat (NSDL or CDSL) or Physical	Your User ID is:
a) For Members who hold shares in demat account with NSDL	8 Character DP ID followed by 8 Digit Client ID For example if your DP ID is IN400*** and Client ID is 12***** then your user ID is IN400***12*****
b) For Members who hold shares in demat account with CDSL	16 Digit Beneficiary ID For example if your Beneficiary ID is 13***** then your user ID is 13*****
c) For Members holding shares in Physical Form	EVEN Number followed by Folio Number registered with the company For example if folio number is 001*** and EVEN is 101125 then user ID is 101125001***

6. Password details for Members other than Individual Members are given below:

- a) If you are already registered for e-Voting, then you can use your existing password to login and cast your vote.
- b) If you are using NSDL e-Voting system for the first time, you will need to retrieve the 'initial password' which was communicated to you. Once you retrieve your 'initial password', you need to enter the 'initial password' and the system will force you to change your password.
- c) How to retrieve your 'initial password'?
 - i. If your email ID is registered in your demat account or with the Company, your 'initial password' is communicated to you on your email ID. Trace the email sent to you from NSDL from your mailbox. Open the email and open the attachment i.e. a .pdf file. Open the .pdf file. The password to open the .pdf file is your 8 digit client ID for NSDL account, last 8 digits of client ID for CDSL account or folio number for shares

held in physical form. The .pdf file contains your 'User ID' and your 'initial password'.

- ii. If your email ID is not registered, please follow steps mentioned above in Point 7(c)-**For updating email address and Telephone/ mobile numbers.**

7. If you are unable to retrieve or have not received the "Initial password" or have forgotten your password:

- a) Click on "Forgot User Details/Password?" (If you are holding shares in your demat account with NSDL or CDSL) option available on www.evoting.nsdl.com.
- b) Physical User Reset Password?" (If you are holding shares in physical mode) option available on www.evoting.nsdl.com.
- c) If you are still unable to get the password by aforesaid two options, you can send a request at evoting@nsdl.com mentioning your demat account number/folio number, your PAN, your name and your registered address etc.
- d) Members can also use the OTP (One Time Password) based login for casting the votes on the e-Voting system of NSDL.

8. After entering your password, tick on Agree to "Terms and Conditions" by selecting on the check box.

9. Now, you will have to click on "Login" button.

10. After you click on the "Login" button, Home page of e-Voting will open.

STEP 2: CAST YOUR VOTE ELECTRONICALLY ON NSDL E-VOTING SYSTEM

Follow the below mentioned steps to cast your vote electronically on NSDL e-Voting system:

1. After successful login at Step 1, you will be able to see all the companies "EVEN" in which you are holding shares and whose voting cycle is in active status.
2. Select "EVEN" of company for which you wish to cast your vote during the remote e-Voting period and e-voting during the AGM.
3. Now you are ready for e-Voting as the Voting page opens.
4. Cast your vote by selecting appropriate options i.e. assent or dissent, verify/modify the number of shares for which you wish to cast your vote and click on "Submit" and also "Confirm" when prompted.
5. Upon confirmation, the message "Vote cast successfully" will be displayed.



PROUD TO BE INDIAN
PRIVILEGED TO BE GLOBAL



6. You can also take the printout of the votes cast by you by clicking on the print option on the confirmation page.
7. Once you confirm your vote on the resolution, you will not be allowed to modify your vote.

iv. Process for those Members whose email ids are not registered with the depositories for procuring user id and password and registration of e mail ids for e-voting for the resolutions set out in this notice

- a) In case shares are held in physical mode please provide Folio No., Name of member, scanned copy of the share certificate (front and back), PAN (self-attested scanned copy of PAN card), Aadhaar (self-attested scanned copy of Aadhaar Card) by email to btll.investor@lnjbhilwara.com.
- b) In case shares are held in demat mode, please provide DPID-Client ID (8 digit DPID + 8 digit Client ID or 16 digit beneficiary ID), Name, client master or copy of Consolidated Account statement, PAN (self-attested scanned copy of PAN card), AADHAAR (self-attested scanned copy of Aadhaar Card) to btll.investor@lnjbhilwara.com. If you are an Individual shareholders holding securities in demat mode, you are requested to refer to the login method explained at **step 1 (A) i.e. Login method for e-Voting for Individual Members holding shares in demat mode.**
- c) Alternatively shareholder/members may send a request to evoting@nsdl.com for procuring user id and password for e-voting by providing above mentioned documents.

v. General Guidelines for shareholders

- a) Institutional Investors and Corporate Members (i.e. other than individuals, HUF, NRI etc.) intending to appoint their authorised representatives pursuant to Sections 112 and 113 of the Act, as the case may be, to attend the AGM through VC/OAVM or to vote through remote e-Voting are requested to send a scanned copy (PDF/JPG format) of the relevant Board Resolution/ Authority Letter, etc., to the Scrutinizer through e-mail at manisha.pcs@gmail.com with a copy marked to evoting@nsdl.co.in and btll.investor@lnjbhilwara.com. Institutional shareholders (i.e. other than individuals, HUF, NRI etc.) can also upload their Board Resolution / Power of Attorney / Authority Letter etc. by clicking on **"Upload Board Resolution / Authority Letter"** displayed under **"e-Voting"** tab in their login.
- b) It is strongly recommended not to share your password with any other person and take utmost care to keep your password confidential. Login to

the e-voting website will be disabled upon five unsuccessful attempts to key in the correct password. In such an event, you will need to go through the "Forgot User Details/Password?" or "Physical User Reset Password?" option available on www.evoting.nsdl.com to reset the password.

- c) In case of any queries, you may refer the Frequently Asked Questions (FAQs) for Shareholders and e-voting user manual for Shareholders available at the download section of www.evoting.nsdl.com or call on: 022 - 4886 7000 or send a request to (Name of NSDL Official) at evoting@nsdl.com.

vi. Instructions for Members for e-Voting on the day of AGM

- a) The procedure for e-Voting on the day of AGM is same as the instructions mentioned above for remote e-Voting.
- b) Only those Members, who will be present in the AGM through VC/OAVM facility and have not casted their vote on the Resolutions through remote e-Voting and are otherwise not barred from doing so, shall be eligible to vote through e-Voting system in the AGM.
- c) Members who have voted through Remote e-Voting will be eligible to attend the AGM through VC /OAVM. However, they will not be eligible to vote again at the AGM.
- d) The details of the person who may be contacted for any grievances connected with the facility for e-Voting on the day of the AGM shall be the same person mentioned for Remote e-Voting.

vii. Procedure for joining the 17th AGM through VC/OAVM

- a) Members may follow the steps mentioned above for Access to NSDL e-Voting system. After successful login, you can see "VC/OAVM link" placed under "Join Meeting" menu against the Company name. Click on VC/OAVM link placed under Join Meeting menu.
- b) Members are requested to use Internet with a good speed to avoid any disturbance during the meeting.
- c) Facility to join the Meeting shall be opened thirty (30) minutes before the scheduled time of the Meeting and shall be kept open throughout the proceedings of the Meeting.

11) PROCEDURE FOR SPEAKER REGISTRATION OR TO RAISE QUESTIONS/ QUERIES

- a) Members who have any questions/queries on the financial statements or any of the agenda item proposed in the Notice of 17th AGM may send their questions/queries at least 7 days in advance i.e. Friday, 13th September,



PROUD TO BE INDIAN
PRIVILEGED TO BE GLOBAL



2024, through email at bttl.investor@injbhilwara.com by mentioning their name, DP ID and Client ID /folio number and mobile number.

- b. Members, who would like to express their views or ask questions during the AGM may register themselves as a speaker by sending their request from their registered Email ID mentioning their name, DP ID and Client ID /folio number and mobile number at bttl.investor@injbhilwara.com at least 7 days in advance before the start of the 17th AGM i.e. Friday, 13th September, 2024 by 5:00 p.m. Those Members who have registered themselves as a speaker will be allowed to ask questions during the 17th AGM, depending upon the availability of time.
- c. Members requiring any assistance/support for participation before or during the AGM, can contact NSDL on evoting@nsdl.com or can call at 022 - 4886 7000 or can contact Ms. Pallavi Mhatre, Senior Manager, at the designated E-mail ID at evoting@nsdl.com.
- d. Procedure for inspection of documents:
 - i. The relevant documents referred to in the AGM Notice shall be avail for inspection on the website of the Company.
 - ii. The Register of Directors and Key Managerial Personnel and their shareholding, maintained under Section 170 of the Act and the Register of Contracts or Arrangements in which the Directors are interested, maintained under Section 189 of the Act shall be available electronically for inspection by the members during the AGM upon login at NSDL e-Voting system.

12) ANNOUNCEMENT OF VOTING RESULTS OF AGM

- a. The Scrutinizer will, after conclusion of e-Voting at the Meeting, scrutinise the votes cast at the Meeting through e-Voting and Remote e-Voting and make a consolidated Scrutinizer's report of the votes cast in favour or against, if any, and submit the same to the Chairman of the Meeting or a person authorised by him in writing who shall countersign the same. The Chairman or any other person authorised by the Chairman, shall declare the results within 2 working days of the conclusion of the AGM. The said results along with the report of the Scrutinizer will also be placed on the website of the Company www.bttl.co.in and NSDL <https://www.evoting.nsdl.com> and shall also be displayed at the registered and corporate office of the Company. The results shall simultaneously be submitted to the Stock Exchange and available at www.bseindia.com. The resolutions will be deemed to be passed on the date of AGM subject to receipt of the requisite number of votes in favour of the resolutions.
- b. The recorded transcript of 17th AGM shall also be made available on the website of the Company www.bttl.co.in.
- c. Subject to receipt of requisite number of votes, the resolutions proposed in the Notice shall be deemed to be passed on the date of the Meeting i.e. Friday, 20th September, 2024.

By order of the Board of Directors
For **Bhilwara Technical Textiles Limited**

Sd/-
Avnish Maurya
Company Secretary
and Chief Financial Officer
M. No. ACS-49392

Place: Noida (U. P.)
Date: 21st August, 2024



PROUD TO BE INDIAN
PRIVILEGED TO BE GLOBAL



Annexure- 1

Details of the Directors eligible for appointment / re-appointment pursuant to Regulation 36(3) of the SEBI (Listing Obligations and Disclosure Requirements) Regulations, 2015 and Secretarial Standard-2.

Name of Director	Shri Shantanu Agarwal
DIN	02314304
Category	Promoter, Non-Executive Director
Age (in years)	38 Years
Date of Appointment /reappointment	27 th May, 2016
Inter-se relationship with other Directors	Son of Shri Shekhar Agarwal, Chairman & Managing Director and CEO of the Company.
Qualifications	Graduate in B.S. in Electrical and Computer Engineering-from CMU, USA and MBA from Wharton School of Business (University of Pennsylvania, USA).
Experience & Expertise in specific functional areas	Industrialist with diversified business experience.
List of Other Public Companies in which Directorships held #	Maral Overseas Limited
Chairman / Member of the Committee of the Board of Directors of the Company	Audit Committee
Chairmanship/Membership of the Committee of the Board of Directors of the others Companies	1. Member of Audit Committee- Maral Overseas Limited 2. Member of Stakeholders' Relationship Committee – Maral Overseas Limited
Listed Entity form which the person has resigned in the past 3 years	Nil
No. of Equity Shares held in the Company as on 31st March, 2024	53,08,115
Terms & Condition of appointment or re-appointment	Non-executive Director liable to retire by rotation
Remuneration sought to be paid	See note No. 1
Last Remuneration Drawn	Rs. 0.90 lakh was paid as sitting fees
Justification for choosing the Independent Director	Not Applicable
Skills and capabilities required for the role and manner in which the proposed person meets such requirements	Refer Corporate Governance Report Matrix setting out the skills/Expertise.
No. of Board meeting attended during the year	5 out of 5

#Excludes Directorships in Private Limited Companies, Foreign Companies, Membership of Management Committee of various chambers/Bodies and Section 8 Companies and LLP.

Note no. 1 Directors are only paid sitting fee for attending meetings of Board Meetings and various Committees of Board of Directors.