



# Harrisons Malayalam Limited

24/1624, Bristow Road, Willingdon Island, Cochin 682003

CIN: L01119KL1978PLC002947

e-mail:hmlcorp@harrisonsmalayalam.com Website:www.harrisonsmalayalam.com

Tel: 0484-6624362 Fax: 0484-2668024

12<sup>th</sup> November, 2020

<p>The Secretary National Stock Exchange of India Limited Exchange Plaza, Bandra- Kurla Complex Bandra (E), Mumbai- 400051, Maharashtra <b>Symbol: HARRMALAYA</b></p>	<p>The Secretary Bombay Stock Exchange Limited Corporate Relationship Department 1<sup>st</sup> Floor, New Trading Ring, Rotunda building P.J. Towers, Dalal Street, Fort, Mumbai Maharashtra- 400001 <b>Scrip Code: 500467</b></p>
---	---

Dear Sirs,

## OUTCOME OF BOARD MEETING

Pursuant to Regulation 30 (read with part A of Schedule III) and 33 of SEBI (LODR) Regulations 2015, we hereby intimate that the Board at its meeting held today has inter alia approved the Unaudited Standalone and Consolidated Financial results of the Company for the quarter and half year ended September 30, 2020 along with the respective Limited Review Reports issued by the Statutory Auditors of the Company.

Please take the same on record.

Yours faithfully,  
For **HARRISONS MALAYALAM LIMITED**

**BINU THOMAS**  
Company Secretary



**Walker Chandiook & Co LLP**  
6th Floor, Modayil Centre Point,  
Warriam Road Junction,  
MG Road,  
Kochi - 682 016  
India

T +91 484 406 4546

## **Independent Auditor's Review Report on Standalone Unaudited Quarterly Financial Results and Year to Date Results of the Company Pursuant to the Regulation 33 of the SEBI (Listing Obligations and Disclosure Requirements) Regulations, 2015 (as amended)**

### **To the Board of Directors of Harrison's Malayalam Limited**

1. We have reviewed the accompanying statement of standalone unaudited financial results ('the Statement') of Harrison's Malayalam Limited ('the Company') for the quarter ended 30 September 2020 and the year to date results for the period 01 April 2020 to 30 September 2020, being submitted by the Company pursuant to the requirements of Regulation 33 of the SEBI (Listing Obligations and Disclosure Requirements) Regulations, 2015 (as amended), including relevant circulars issued by the SEBI from time to time.
2. The Statement, which is the responsibility of the Company's Management and approved by the Company's Board of Directors, has been prepared in accordance with the recognition and measurement principles laid down in Indian Accounting Standard 34, Interim Financial Reporting ('Ind AS 34'), prescribed under Section 133 of the Companies Act, 2013 ('the Act'), and other accounting principles generally accepted in India and is in compliance with the presentation and disclosure requirements of Regulation 33 of the SEBI (Listing Obligations and Disclosure Requirements) Regulations, 2015 (as amended), including relevant circulars issued by the SEBI from time to time. Our responsibility is to express a conclusion on the Statement based on our review.
3. We conducted our review of the Statement in accordance with the Standard on Review Engagements (SRE) 2410, Review of Interim Financial Information Performed by the Independent Auditor of the Entity, issued by the Institute of Chartered Accountants of India. A review of interim financial information consists of making inquiries, primarily of persons responsible for financial and accounting matters, and applying analytical and other review procedures. A review is substantially less in scope than an audit conducted in accordance with the Standards on Auditing specified under section 143(10) of the Act, and consequently, does not enable us to obtain assurance that we would become aware of all significant matters that might be identified in an audit. Accordingly, we do not express an audit opinion.



**Chartered Accountants**

Offices in Bengaluru, Chandigarh, Chennai, Gurugram, Hyderabad, Kochi, Kolkata, Mumbai, New Delhi, Noida and Pune

Walker Chandiook & Co LLP is registered with limited liability with identification number AAC-2085 and its registered office at L-41 Connaught Circus, New Delhi, 110001, India

# Walker Chandiok & Co LLP

4. Based on our review conducted as above, nothing has come to our attention that causes us to believe that the accompanying Statement, prepared in accordance with the recognition and measurement principles laid down in Ind AS 34, prescribed under Section 133 of the Act, and other accounting principles generally accepted in India, has not disclosed the information required to be disclosed in accordance with the requirements of Regulation 33 of the SEBI (Listing Obligations and Disclosure Requirements) Regulations, 2015 (as amended), including the manner in which it is to be disclosed, or that it contains any material misstatement.

**For Walker Chandiok & Co LLP**

Chartered Accountants

Firm Registration No: 001076N/N500013



**Krishnakumar Ananthasivan**

Partner

Membership No. 206229

UDIN : 20206229AAAAEX7845



Place: Kochi

Date: 12 November 2020



# Harrisons Malayalam Limited

CIN:L01119KL1978PLC002947

Regd. Office : 24/1624, Bristow Road, Kochi -682 003

Email: hmlcorp@harrisonsmalayalam.com Website: www.harrisonsmalayalam.com

## STATEMENT OF UNAUDITED STANDALONE FINANCIAL RESULTS FOR THE QUARTER AND HALF YEAR ENDED 30 SEPTEMBER 2020

(₹ in lakhs except per share data)

Sl. No.	Particulars	Quarter ended			Six months ended		Year ended
		30-Sep-20 Unaudited	30-Jun-20 Unaudited	30-Sep-19 Unaudited	30-Sep-20 Unaudited	30-Sep-19 Unaudited	31-Mar-20 Audited
1	<b>Income from operations</b>						
	(a) Revenue from operations	10,627.77	6,293.57	10,220.79	16,921.34	17,959.16	38,730.04
	(b) Other income	63.94	57.71	78.14	121.65	206.82	612.78
	<b>Total income</b>	<b>10,691.71</b>	<b>6,351.28</b>	<b>10,298.93</b>	<b>17,042.99</b>	<b>18,165.98</b>	<b>39,342.82</b>
2	<b>Expenses</b>						
	(a) Cost of materials consumed	1,754.97	950.00	1,712.48	2,704.97	3,168.23	8,287.87
	(b) Purchase of stock-in-trade	490.78	182.55	807.25	673.33	1,713.22	2,434.18
	(c) Changes in inventories of finished goods, work in progress and stock-in-trade	536.16	197.44	82.71	733.60	(1,022.92)	(1,277.78)
	(d) Employee benefits expense	4,137.76	3,262.03	4,535.23	7,399.79	8,879.86	16,480.79
	(e) Finance costs	387.17	362.81	396.63	749.98	791.54	1,590.51
	(f) Depreciation and amortisation expense	112.49	87.35	99.17	199.84	198.09	430.13
	(g) Other expenses	2,444.80	2,061.03	2,645.94	4,505.83	5,096.75	10,468.46
	<b>Total expenses</b>	<b>9,864.13</b>	<b>7,103.21</b>	<b>10,279.41</b>	<b>16,967.34</b>	<b>18,824.77</b>	<b>38,414.16</b>
3	<b>Profit / (loss) from operations before exceptional items (1-2)</b>	<b>827.58</b>	<b>(751.93)</b>	<b>19.52</b>	<b>75.65</b>	<b>(658.79)</b>	<b>928.66</b>
4	Exceptional items	-	-	-	-	-	-
5	<b>Profit / (loss) before tax (3 - 4)</b>	<b>827.58</b>	<b>(751.93)</b>	<b>19.52</b>	<b>75.65</b>	<b>(658.79)</b>	<b>928.66</b>
6	Tax expenses	-	-	-	-	-	-
7	<b>Profit / (loss) for the period / year after tax (5 - 6)</b>	<b>827.58</b>	<b>(751.93)</b>	<b>19.52</b>	<b>75.65</b>	<b>(658.79)</b>	<b>928.66</b>
8	<b>Other comprehensive income / (loss) (net of tax expense)</b>						
	(i) Items that will not be reclassified to profit or loss						
	a Remeasurement of defined benefit plans	5.75	(150.51)	(36.18)	(144.76)	(72.90)	(892.52)
	(ii) Items that will be reclassified subsequently to profit or loss	-	-	-	-	-	-
	<b>Other comprehensive income / (loss) (net of tax expense)</b>	<b>5.75</b>	<b>(150.51)</b>	<b>(36.18)</b>	<b>(144.76)</b>	<b>(72.90)</b>	<b>(892.52)</b>
9	<b>Total comprehensive income / (loss) for the period / year (7+8)</b>	<b>833.33</b>	<b>(902.44)</b>	<b>(16.66)</b>	<b>(69.11)</b>	<b>(731.69)</b>	<b>36.14</b>
10	Paid up equity share capital (Face value of ₹ 10/ share)	1,845.43	1,845.43	1,845.43	1,845.43	1,845.43	1,845.43
11	Other equity						6,056.55
12	<b>Earnings / (loss) per share (Quarterly EPS not annualised)</b>						
	(a) Basic (₹)	4.48	(4.07)	0.11	0.41	(3.57)	5.03
	(b) Diluted (₹)	4.48	(4.07)	0.11	0.41	(3.57)	5.03



< This space has been intentionally left blank >




Notes:

- 1 These financial results have been prepared in accordance with Indian Accounting Standards (Ind AS) prescribed under Section 133 of the Companies Act, 2013 read with the relevant notes thereunder and in terms of Regulation 33 of the SEBI (Listing Obligations and Disclosure Requirements) Regulations, 2015, as amended.
- 2 The Company's business being seasonal in nature, the results for the quarter and half year ended 30 September 2020 are not indicative of the expected financial results for the year.
- 3 Cost of materials consumed represents cost of green leaf, bought latex and tea used for blending, purchased from others.
- 4 The composite scheme of arrangement and amalgamation amongst Harrison's Malayalam Limited (HML) and Enchanting Plantations Limited (100% subsidiary of HML) and Malayalam Plantations Limited (100% subsidiary of Enchanting Plantations Limited) and Harmony Plantations Limited (100% subsidiary of HML) and their respective shareholders and their creditors ("the Scheme"), pending before the National Company Law Tribunal from 9 March 2017, were dismissed by the Tribunal during the previous year without prejudice to the Company's right to file any fresh application.
- 5 The Company's core business is production of natural rubber and tea. The operations are conducted through plantation estates and factories based in Kerala and Tamil Nadu. The Company has considered business segments as the primary segment. The business segments are tea, rubber and others which have been identified taking into account the organisational structure as well as the differing risks and returns of these segments. The results for rubber segment includes income from sale of rubber trees.
- 6 COVID-19 has impacted the normal operations of businesses in many countries, including India. The country has witnessed several disruptions in normal operations due to lockdowns imposed by the Government in the form of restrictions to movement of people, transportation and supply chain along with other stringent measures to contain COVID-19 spread. These disruptions are expected to continue thereby affecting Industrial Growth.  
Due to lock down / restrictions, the Company's rubber operations during the previous quarter were disrupted significantly and impact on tea operations were minimal and price realisations were also lower for both rubber and tea. Effective cost control measures were initiated by the company during the previous quarter to reduce the impact of the pandemic on the cost. During the current quarter the prices of tea have increased. In the opinion of management, though the operations have improved in the current quarter, it may take some more time to restore the normalcy.  
Possible impact of Covid-19 on the operations of the company is monitored very closely by the management, which is a continuous and ongoing process, thus ensuring minimal impact on the business. The Management has taken due care in concluding on significant accounting judgments and estimates. Management noted that there is no impact on financial results on carrying value of property plant and equipment, recoverability of receivables, realisability of inventory and other current assets. The Management believes that the Company will be able to discharge the committed liabilities on the due date. The eventual impact of COVID-19 may differ from that estimated as at the date of approval of these financial results, and the Company will continue to closely monitor any material changes to future economic conditions.
- 7 During the period, the company has entered into a barter arrangement with vendors wherein the vendors are allowed to cultivate pineapple in few rubber estates with a condition that these vendors to bear the cost of replanting of rubber plants in these estates, in lieu of cultivation rent otherwise payable by vendors to the company. The transaction price in the above arrangement has been accounted at fair value as per Ind AS 115, "Revenue from contracts with customers". The company has recognised asset of Rs. 90.92 lakhs and revenue for the same amount in the financial results for the quarter and half year ended 30 September 2020.
- 8 Prior period comparatives have been regrouped / reclassified wherever necessary to conform to the presentation in the current period and are compliant with Ind AS. The management has exercised necessary due diligence to ensure that the financial results give a true and fair view.
- 9 The above financial results have been reviewed by the Audit Committee and approved by the Board of Directors in their meeting held on 12 November 2020.

Kochi  
12 November 2020



For Harrison's Malayalam Limited

  
Venkitraman Anand  
Whole Time Director  
DIN: 07446834

  
Cherian M. George  
Whole Time Director  
DIN: 07916123



# Harrisons Malayalam Limited

CIN:L01119KL1978PLC002947

Regd. Office : 24/1624 , Bristow Road, Kochi -682 003

Email: hmlcorp@harrisonsmalayalam.com Website: www.harrisonsmalayalam.com

(₹ in lakhs)

Standalone Segment wise revenue, results and capital employed							
Sl. No.	Particulars	Quarter ended			Six months ended		Year ended
		30-Sep-20 Unaudited	30-Jun-20 Unaudited	30-Sep-19 Unaudited	30-Sep-20 Unaudited	30-Sep-19 Unaudited	31-Mar-20 Audited
1	<b>Segment revenue</b>						
	Tea	6,136.64	4,773.38	4,712.43	10,910.02	8,783.51	17,716.57
	Rubber	4,476.40	1,505.81	5,472.39	5,982.21	9,112.93	20,682.49
	Others	14.73	14.38	35.97	29.11	62.72	330.98
	<b>Total</b>	<b>10,627.77</b>	<b>6,293.57</b>	<b>10,220.79</b>	<b>16,921.34</b>	<b>17,959.16</b>	<b>38,730.04</b>
	Less : Inter segment revenue	-	-	-	-	-	-
	<b>Net revenue from operations</b>	<b>10,627.77</b>	<b>6,293.57</b>	<b>10,220.79</b>	<b>16,921.34</b>	<b>17,959.16</b>	<b>38,730.04</b>
2	<b>Segment results</b>						
	Tea	499.61	(107.53)	(871.47)	392.08	(1,315.16)	(1,803.64)
	Rubber	743.15	(262.50)	1,294.66	480.65	1,452.54	4,105.08
	Others	(39.43)	(19.27)	(15.26)	(58.70)	(14.20)	203.36
	<b>Total</b>	<b>1,203.33</b>	<b>(389.30)</b>	<b>407.93</b>	<b>814.03</b>	<b>123.18</b>	<b>2,504.80</b>
	Less : Interest expense	387.17	362.81	396.62	749.98	791.54	1,590.51
	Add : Unallocable income	11.42	0.18	8.21	11.60	9.57	14.37
	<b>Profit / (loss) before tax</b>	<b>827.58</b>	<b>(751.93)</b>	<b>19.52</b>	<b>75.65</b>	<b>(658.79)</b>	<b>928.66</b>
3	<b>Segment assets (A)</b>						
	Tea	28,830.00	28,940.82	28,676.97	28,830.00	28,676.97	28,637.32
	Rubber	11,373.65	11,148.64	10,309.39	11,373.65	10,309.39	10,848.48
	Others	336.74	338.91	327.83	336.74	327.83	346.55
	Unallocated assets	440.32	469.56	452.46	440.32	452.46	497.09
	<b>Total</b>	<b>40,980.71</b>	<b>40,897.93</b>	<b>39,766.65</b>	<b>40,980.71</b>	<b>39,766.65</b>	<b>40,329.44</b>
4	<b>Segment liabilities (B)</b>						
	Tea	10,279.23	10,895.50	9,730.81	10,279.23	9,730.81	9,762.50
	Rubber	9,778.73	9,843.83	9,277.73	9,778.73	9,277.73	9,615.52
	Others	113.36	126.47	101.14	113.36	101.14	133.58
	Unallocated liabilities	12,976.50	13,032.57	13,528.82	12,976.50	13,528.82	12,915.86
	<b>Total</b>	<b>33,147.82</b>	<b>33,898.37</b>	<b>32,638.50</b>	<b>33,147.82</b>	<b>32,638.50</b>	<b>32,427.46</b>
5	<b>Capital employed (A-B)</b>						
	Tea	18,550.77	18,045.32	18,946.16	18,550.77	18,946.16	18,874.82
	Rubber	1,594.92	1,304.81	1,031.66	1,594.92	1,031.66	1,232.96
	Others	223.38	212.44	226.69	223.38	226.69	212.97
	Unallocable	(12,536.18)	(12,563.01)	(13,076.36)	(12,536.18)	(13,076.36)	(12,418.77)
	<b>Total</b>	<b>7,832.89</b>	<b>6,999.56</b>	<b>7,128.15</b>	<b>7,832.89</b>	<b>7,128.15</b>	<b>7,901.98</b>

<This space has been intentionally left blank>





# Harrisons Malayalam Limited

CIN:L01119KL1978PLC002947

Regd. Office : 24/1624 , Bristow Road, Kochi -682 003

Email: hmlcorp@harrisonsmalayalam.com Website: www.harrisonsmalayalam.com

## STATEMENT OF UNAUDITED STANDALONE CASHFLOWS FOR THE HALF YEAR ENDED 30 SEPTEMBER 2020

(₹ in lakhs)

Particulars	Six months ended 30-Sep-20	Six months ended 30-Sep-19	Year ended 31-Mar-20
<b>A. Cash flow from operating activities</b>			
Profit / (loss) for the year before exceptional item and tax	75.65	(658.79)	928.66
Adjustments for:			
Depreciation and amortisation expense	199.84	198.09	430.13
Interest income on bank deposits and other	(11.60)	(9.58)	(14.37)
Cultivation rent	(90.92)	-	-
Finance costs	749.98	785.54	1,590.51
Provision for doubtful debts / advances	-	-	36.21
(Profit) / loss on disposal of Property, Plant and Equipment	(0.66)	0.88	22.92
<b>Operating profit / (loss) before working capital changes</b>	<b>922.29</b>	<b>316.14</b>	<b>2,994.06</b>
Adjustments for working capital changes:			
Decrease / (increase) in inventories	592.05	(911.92)	(1,107.03)
(Increase) / decrease in trade receivables	(580.05)	(179.51)	121.95
(Increase) / decrease in other financial assets and other current and non current assets	(284.30)	(905.13)	(1,174.04)
Increase / (decrease) in trade payables, other current liabilities and provisions	422.81	2,970.78	2,508.28
<b>Cash generated from operating activities</b>	<b>1,072.80</b>	<b>1,290.36</b>	<b>3,343.22</b>
Direct taxes paid, net	(5.66)	(1.62)	(9.56)
<b>Net cash generated from operating activities before exceptional item</b>	<b>1,067.14</b>	<b>1,288.74</b>	<b>3,333.66</b>
Exceptional items	-	-	-
<b>Net cash generated from operating activities</b>	<b>1,067.14</b>	<b>1,288.74</b>	<b>3,333.66</b>
<b>B. Cash flow from investing activities</b>			
Purchase of Property, Plant and Equipment including capital work in progress	(35.27)	(55.97)	(185.14)
Replanting expenses	(396.65)	(259.38)	(790.46)
Proceeds from disposal of Property, Plant and Equipment	1.64	15.20	23.47
Interest received	11.60	9.58	14.37
<b>Net cash used in investing activities</b>	<b>(418.68)</b>	<b>(290.57)</b>	<b>(937.76)</b>
<b>C. Cash flow from financing activities</b>			
Proceeds from long-term borrowings	688.81	-	8.48
Repayment of long-term borrowings	(422.02)	(720.82)	(1,580.70)
Proceeds from working capital loans, net	(1,000.48)	585.25	843.10
Proceeds from other short-term borrowings	1,200.00	650.00	1,250.00
Repayment of other short-term borrowings	(400.00)	(650.00)	(1,250.00)
Interest paid	(750.31)	(775.49)	(1,515.02)
Other borrowing costs paid	(35.72)	(22.03)	(45.29)
Transfer of unpaid dividend to Investor Education Protection Fund	-	-	(8.86)
<b>Net cash used in financing activities</b>	<b>(719.72)</b>	<b>(933.09)</b>	<b>(2,298.29)</b>
<b>D. Net change in cash and cash equivalents</b>	<b>(71.26)</b>	<b>65.08</b>	<b>97.61</b>
<b>E. Cash and cash equivalents at the beginning of the year</b>	<b>205.12</b>	<b>107.51</b>	<b>107.51</b>
<b>F. Cash and cash equivalents at the end of the year</b>	<b>133.86</b>	<b>172.59</b>	<b>205.12</b>
	<b>(71.26)</b>	<b>65.08</b>	<b>97.61</b>

<This space has been intentionally left blank>





# Harrisons Malayalam Limited

CIN:L01119KL1978PLC002947

Regd .Office : 24/1624 , Bristow Road, Kochi -682 003

Email: hmlcorp@harrisonsmalayalam.com Website: www.harrisonsmalayalam.com

## STANDALONE BALANCE SHEET

(₹ in lakhs)

	Particulars	As at 30 September 2020 Unaudited	As at 31 March 2020 Audited
<b>A</b>	<b>ASSETS</b>		
<b>1</b>	<b>Non-current assets</b>		
	Property, plant and equipment	28,295.04	28,493.95
	Capital work-in-progress	1,792.02	1,267.81
	Financial assets		
	Investments	1.02	1.01
	Bank balances	1.73	1.73
	Other financial assets	504.26	506.13
	Other non-current assets	353.44	357.32
	<b>Total non-current assets</b>	<b>30,947.51</b>	<b>30,627.95</b>
<b>2</b>	<b>Current assets</b>		
	Inventories	3,462.28	4,054.33
	Financial assets		
	Investments	15.00	15.00
	Trade receivables	1,403.30	823.25
	Cash and cash equivalents	133.86	205.12
	Bank balances other than cash and cash equivalents	169.65	156.04
	Other financial assets	1,821.27	1,697.77
	Other current assets	2,908.84	2,630.98
	<b>Total current assets</b>	<b>9,914.20</b>	<b>9,582.49</b>
	Assets held for sale	119.00	119.00
		<b>10,033.20</b>	<b>9,701.49</b>
	<b>Total assets</b>	<b>40,980.71</b>	<b>40,329.44</b>
<b>B</b>	<b>EQUITY AND LIABILITIES</b>		
<b>1</b>	<b>Equity</b>		
	Equity share capital	1,845.43	1,845.43
	Other equity	5,987.46	6,056.55
	<b>Total equity</b>	<b>7,832.89</b>	<b>7,901.98</b>
<b>2</b>	<b>Non-current liabilities</b>		
	Financial Liabilities		
	Borrowings	4,972.46	5,787.59
	Other financial liabilities	308.37	306.81
	Provisions	4,883.70	4,779.24
	<b>Total non-current liabilities</b>	<b>10,164.53</b>	<b>10,873.64</b>
<b>3</b>	<b>Current liabilities</b>		
	Financial liabilities		
	Borrowings	4,497.91	4,698.39
	Trade payables		
	(i) Dues to micro and small enterprises	535.89	555.17
	(ii) Dues to others	4,023.87	4,260.82
	Other financial liabilities	7,155.50	5,834.19
	Provisions	2,891.44	2,846.66
	Current tax liabilities (net)	426.84	432.50
	Other current liabilities	2,479.84	1,954.09
	<b>Total current liabilities</b>	<b>22,011.29</b>	<b>20,581.82</b>
	Liabilities directly associated with assets held for sale	972.00	972.00
		<b>22,983.29</b>	<b>21,553.82</b>
	<b>Total equity and liabilities</b>	<b>40,980.71</b>	<b>40,329.44</b>





**Walker Chandiook & Co LLP**  
6th Floor, Modayil Centre Point,  
Warriam Road Junction,  
MG Road,  
Kochi - 682 016  
India

T +91 484 406 4546

**Independent Auditor's Review Report on Consolidated Unaudited Quarterly Financial Results and Year to Date Results of the Company Pursuant to the Regulation 33 of the SEBI (Listing Obligations and Disclosure Requirements) Regulations, 2015 (as amended)**

**To the Board of Directors of Harrisons Malayalam Limited**

1. We have reviewed the accompanying statement of unaudited consolidated financial results ('the Statement') of Harrisons Malayalam Limited ('the Holding Company') and its subsidiaries (the Holding Company and its subsidiaries together referred to as 'the Group'), for the quarter ended 30 September 2020 and the consolidated year to date results for the period 01 April 2020 to 30 September 2020 being submitted by the Holding Company pursuant to the requirements of Regulation 33 of the SEBI (Listing Obligations and Disclosure Requirements) Regulations, 2015 (as amended), including relevant circulars issued by the SEBI from time to time.
2. This Statement, which is the responsibility of the Holding Company's management and approved by the Holding Company's Board of Directors, has been prepared in accordance with the recognition and measurement principles laid down in Indian Accounting Standard 34, Interim Financial Reporting ('Ind AS 34'), prescribed under section 133 of the Companies Act, 2013 ('the Act'), and other accounting principles generally accepted in India and is in compliance with the presentation and disclosure requirements of Regulation 33 of the SEBI (Listing Obligations and Disclosure Requirements) Regulations, 2015 (as amended), including relevant circulars issued by the SEBI from time to time. Our responsibility is to express a conclusion on the Statement based on our review.
3. We conducted our review of the Statement in accordance with the Standard on Review Engagements (SRE) 2410, Review of Interim Financial Information Performed by the Independent Auditor of the Entity, issued by the Institute of Chartered Accountants of India. A review of interim financial information consists of making inquiries, primarily of persons responsible for financial and accounting matters, and applying analytical and other review procedures. A review is substantially less in scope than an audit conducted in accordance with the Standards on Auditing specified under section 143(10) of the Act, and consequently, does not enable us to obtain assurance that we would become aware of all significant matters that might be identified in an audit. Accordingly, we do not express an audit opinion.

We also performed procedures in accordance with the SEBI Circular CIR/CFD/CMD1/44/2019 dated 29 March 2019 issued by the SEBI under Regulation 33 (8) of the SEBI (Listing Obligations and Disclosure Requirements) Regulations, 2015 (as amended), to the extent applicable.



Chartered Accountants

Offices in Bengaluru, Chandigarh, Chennai, Gurugram, Hyderabad, Kochi, Kolkata, Mumbai, New Delhi, Noida and Pune

Walker Chandiook & Co LLP is registered with limited liability with identification number AAC-2085 and its registered office at L-41 Connaught Circus, New Delhi, 110001, India

# Walker Chandiook & Co LLP

4. Based on our review conducted and procedures performed as stated in paragraph 3 above nothing has come to our attention that causes us to believe that the accompanying Statement, prepared in accordance with the recognition and measurement principles laid down in Ind AS 34, prescribed under Section 133 of the Act, and other accounting principles generally accepted in India, has not disclosed the information required to be disclosed in accordance with the requirements of Regulation 33 of the SEBI (Listing Obligations and Disclosure Requirements) Regulations, 2015 (as amended), including the manner in which it is to be disclosed, or that it contains any material misstatement.
5. We did not review the financial results of 2 subsidiaries included in the Statement whose financial information reflects total assets ₹ 0.86 Lakhs as at 30 September 2020, total revenues of ₹ NIL and ₹NIL , total net loss after tax of ₹ 0.36 lakhs and ₹ 1.22 lakhs , total comprehensive loss of ₹ 0.36 lakhs and ₹ 1.22 lakhs, for the quarter and six-months period ended on 30 September 2020, respectively, and cash outflows (net) of ₹ 1.55 Lakhs for the period ended 30 September 2020, as considered in the financial statements of the entities included in the Group. These interim financial statements have been reviewed by other auditors whose review report have been furnished to us by the management, and our conclusion in so far as it relates to the amounts and disclosures included in respect of these subsidiaries is based solely on the review report of such other auditors and the procedures performed by us as stated in paragraph 3 above.

Our conclusion is not modified in respect of this matter with respect to our reliance on the work done by and the reports of the other auditors.

**For Walker Chandiook & Co LLP**  
Chartered Accountants  
Firm Registration No: 001076N/N500013

**Krishnakumar Ananthasivan**  
Partner  
Membership No. 206229  
UDIN : 20206229AAAAEY7674



Place : Kochi  
Date : 12 November 2020

## Annexure 1

### List of entities included in the Statement

- a) Enchanting Plantations Limited
- b) Harmony Plantations Limited



# Harrisons Malayalam Limited

CIN:L01119KL1978PLC002947

Regd. Office : 24/1624, Bristow Road, Kochi -682 003

Email: hmlcorp@harrisonsmalayalam.com Website: www.harrisonsmalayalam.com

## STATEMENT OF UNAUDITED CONSOLIDATED FINANCIAL RESULTS FOR THE QUARTER AND HALF YEAR ENDED 30 SEPTEMBER 2020

(₹ in lakhs except per share data)

Sl. No.	Particulars	Quarter ended			Six months ended		Year ended
		30-Sep-20 Unaudited	30-Jun-20 Unaudited	30-Sep-19 Unaudited	30-Sep-20 Unaudited	30-Sep-19 Unaudited	31-Mar-20 Audited
1	Income from operations						
	(a) Revenue from operations	10,627.77	6,293.57	10,220.79	16,921.34	17,959.16	38,730.04
	(b) Other income	63.94	57.71	78.18	121.65	206.88	612.78
	<b>Total income</b>	<b>10,691.71</b>	<b>6,351.28</b>	<b>10,298.97</b>	<b>17,042.99</b>	<b>18,166.04</b>	<b>39,342.82</b>
2	Expenses						
	(a) Cost of materials consumed	1,754.97	950.00	1,712.48	2,704.97	3,168.23	8,287.87
	(b) Purchase of stock-in-trade	490.78	182.55	807.25	673.33	1,713.22	2,434.18
	(c) Changes in inventories of finished goods, work in progress and stock-in-trade	536.16	197.44	82.71	733.60	(1,022.92)	(1,277.78)
	(d) Employee benefits expense	4,137.76	3,262.03	4,535.23	7,399.79	8,879.86	16,480.79
	(e) Finance costs	387.17	362.81	396.63	749.98	791.54	1,590.51
	(f) Depreciation and amortisation expense	112.49	87.35	99.17	199.84	198.09	450.13
	(g) Other expenses	2,445.16	2,061.89	2,645.95	4,507.05	5,097.41	10,470.87
	<b>Total expenses</b>	<b>9,864.49</b>	<b>7,104.07</b>	<b>10,279.42</b>	<b>16,968.56</b>	<b>18,825.43</b>	<b>38,416.57</b>
3	Profit / (loss) from operations before exceptional items (1-2)	827.22	(752.79)	19.55	74.43	(659.39)	926.25
4	Exceptional items	-	-	-	-	-	-
5	Profit / (loss) before tax (3 - 4)	827.22	(752.79)	19.55	74.43	(659.39)	926.25
6	Tax expenses	-	-	-	-	-	-
7	Profit / (loss) for the period / year after tax (5 - 6)	827.22	(752.79)	19.55	74.43	(659.39)	926.25
8	Other comprehensive income / (loss) (net of tax expense)						
	(i) Items that will not be reclassified to profit or loss						
	a Remeasurement of defined benefit plans	5.75	(150.51)	(36.18)	(144.76)	(72.90)	(892.52)
	(ii) Items that will be reclassified subsequently to profit or loss	-	-	-	-	-	-
	Other comprehensive income / (loss) (net of tax expense)	5.75	(150.51)	(36.18)	(144.76)	(72.90)	(892.52)
9	Total comprehensive income / (loss) for the period / year (7+8)	832.97	(903.30)	(16.63)	(70.33)	(732.29)	33.73
10	Paid up equity share capital (Face value of ₹ 10/ share)	1,845.43	1,845.43	1,845.43	1,845.43	1,845.43	1,845.43
11	Other equity						6,043.20
12	Earnings / (loss) per share (Quarterly EPS not annualised)						
	(a) Basic (₹)	4.48	(4.08)	0.11	0.40	(3.57)	5.02
	(b) Diluted (₹)	4.48	(4.08)	0.11	0.40	(3.57)	5.02



<This space has been intentionally left blank>


**Notes:**


- 1 These financial results have been prepared in accordance with Indian Accounting Standards (Ind AS) prescribed under Section 133 of the Companies Act, 2013 read with the relevant notes thereunder and in terms of Regulation 33 of the SEBI (Listing Obligations and Disclosure Requirements) Regulations, 2015, as amended.
- 2 The Group's business being seasonal in nature, the results for the quarter and half year ended 30 September 2020 are not indicative of the expected financial results for the year
- 3 Cost of materials consumed represents cost of green leaf, bought latex and tea used for blending, purchased from others.
- 4 Pursuant to the requirements of SEBI (Listing Obligations and Disclosure Requirements) Regulations, 2015 (as amended), including relevant circulars issued by the SEBI from time to time, the Company has published consolidated quarterly results. The consolidated results of the corresponding periods are as certified by the management.
- 5 The composite scheme of arrangement and amalgamation amongst Harrisons Malayalam Limited (HML) and Enchanting Plantations Limited (100% subsidiary of HML) and Malayalam Plantations Limited (100% subsidiary of Enchanting Plantations Limited) and Harmony Plantations Limited (100% subsidiary of HML) and their respective shareholders and their creditors ("the Scheme"), pending before the National Company Law Tribunal from 9 March 2017, were dismissed by the Tribunal during the previous year without prejudice to the Company's right to file any fresh application.
- 6 The Group's core business is production of natural rubber and tea. The operations are conducted through plantation estates and factories based in Kerala and Tamil Nadu. The Group has considered business segments as the primary segment. The business segments are tea, rubber and others which have been identified taking into account the organisational structure as well as the differing risks and returns of these segments. The results for rubber segment includes income from sale of rubber trees.
- 7 COVID-19 has impacted the normal operations of businesses in many countries, including India. The country has witnessed several disruptions in normal operations due to lockdowns imposed by the Government in the form of restrictions to movement of people, transportation and supply chain along with other stringent measures to contain COVID-19 spread. These disruptions are expected to continue thereby affecting Industrial Growth.  
Due to lock down / restrictions, the Group's rubber operations during the previous quarter were disrupted significantly and impact on tea operations were minimal and price realisations were also lower for both rubber and tea. Effective cost control measures were initiated by the company during the previous quarter to reduce the impact of the pandemic on the cost. During the current quarter the prices of tea have increased. In the opinion of management, though the operations have improved in the current quarter, it may take some more time to restore the normalcy.  
Possible impact of Covid-19 on the operations of the Group is monitored very closely by the Management, which is a continuous and ongoing process, thus ensuring minimal impact on the business. The Management has taken due care in concluding on significant accounting judgments and estimates. Management noted that there is no impact on financial results on carrying value of property plant and equipment, recoverability of receivables, realisability of inventory and other current assets. The Management believes that the Group will be able to discharge the committed liabilities on the due date. The eventual impact of COVID-19 may differ from that estimated as at the date of approval of these financial results, and the Group will continue to closely monitor any material changes to future economic conditions.
- 8 During the period, the Group has entered into a barter arrangement with vendors wherein the vendors are allowed to cultivate pineapple in few rubber estates with a condition that these vendors to bear the cost of replanting of rubber plants in these estates in lieu of cultivation rent otherwise payable by vendors to the company. The transaction price in the above arrangement has been accounted at fair value as per Ind AS 115, "Revenue from contracts with customers". The Group has recognised asset of Rs. 90.92 lakhs and revenue for the same amount in the financial results for the quarter and half year ended 30 September 2020.
- 9 Prior period comparatives have been regrouped / reclassified wherever necessary to conform to the presentation in the current period and are compliant with Ind AS. The management has exercised necessary due diligence to ensure that the financial results give a true and fair view.
- 10 The above financial results have been reviewed by the Audit Committee and approved by the Board of Directors in their meeting held on 12 November 2020.

Kochi  
12 November 2020



For Harrisons Malayalam Limited

  
Venkitraman Anand  
Whole Time Director  
DIN: 07446834

  
Cherian M. George  
Whole Time Director  
DIN: 07916123



# Harrisons Malayalam Limited

CIN:L01119KL1978PLC002947

Regd .Office : 24/1624 , Bristow Road, Kochi -682 003

Email: hmlcorp@harrisonsmalayalam.com Website: www.harrisonsmalayalam.com

(₹ in lakhs)

Consolidated Segment wise revenue, results and capital employed							
Sl. No.	Particulars	Quarter Ended			6 Months Ended		Year Ended
		30-Sep-20 Unaudited	30-Jun-20 Audited	30-Sep-19 Unaudited	30-Sep-20 Unaudited	30-Sep-19 Unaudited	31-Mar-20 Audited
1	Segment revenue						
	Tea	6,136.64	4,773.38	4,712.43	10,910.02	8,783.51	17,716.57
	Rubber	4,476.40	1,505.81	5,472.39	5,982.21	9,112.93	20,682.49
	Others	14.73	14.38	35.97	29.11	62.72	330.98
	<b>Total</b>	<b>10,627.77</b>	<b>6,293.57</b>	<b>10,220.79</b>	<b>16,921.34</b>	<b>17,959.16</b>	<b>38,730.04</b>
	Less : Inter segment revenue	-	-	-	-	-	-
	<b>Net revenue from operations</b>	<b>10,627.77</b>	<b>6,293.57</b>	<b>10,220.79</b>	<b>16,921.34</b>	<b>17,959.16</b>	<b>38,730.04</b>
2	Segment results						
	Tea	499.61	(107.53)	(871.47)	392.08	(1,315.16)	(1,803.64)
	Rubber	743.15	(262.50)	1,294.66	480.65	1,452.54	4,105.08
	Others	(39.79)	(20.13)	(15.26)	(59.92)	(14.86)	200.95
	<b>Total</b>	<b>1,202.97</b>	<b>(390.16)</b>	<b>407.93</b>	<b>812.81</b>	<b>122.52</b>	<b>2,502.39</b>
	Less : Interest expense	387.17	362.81	396.63	749.98	791.54	1,590.51
	Add : Unallocable income	11.42	0.18	8.25	11.60	9.63	14.37
	<b>Profit / (loss) before tax</b>	<b>827.22</b>	<b>(752.79)</b>	<b>19.55</b>	<b>74.43</b>	<b>(659.39)</b>	<b>926.25</b>
3	Segment assets (A)						
	Tea	28,830.00	28,940.82	28,676.98	28,830.00	28,676.98	28,637.32
	Rubber	11,373.65	11,148.64	10,309.39	11,373.65	10,309.39	10,848.48
	Others	336.74	338.91	327.83	336.74	327.83	346.55
	Unallocated assets	426.18	456.17	441.26	426.18	441.26	484.50
	<b>Total</b>	<b>40,966.57</b>	<b>40,884.54</b>	<b>39,755.46</b>	<b>40,966.57</b>	<b>39,755.46</b>	<b>40,316.85</b>
4	Segment liabilities (B)						
	Tea	10,279.23	10,895.50	9,730.81	10,279.23	9,730.81	9,762.50
	Rubber	9,778.73	9,843.83	9,277.73	9,778.73	9,277.73	9,615.52
	Others	113.36	126.47	101.14	113.36	101.14	133.58
	Unallocated liabilities	12,976.93	13,033.39	13,529.17	12,976.93	13,529.17	12,916.62
	<b>Total</b>	<b>33,148.25</b>	<b>33,899.19</b>	<b>32,638.85</b>	<b>33,148.25</b>	<b>32,638.85</b>	<b>32,428.22</b>
5	Capital employed (A-B)						
	Tea	18,550.77	18,045.32	18,946.17	18,550.77	18,946.17	18,874.82
	Rubber	1,594.92	1,304.81	1,031.66	1,594.92	1,031.66	1,232.96
	Others	223.38	212.44	226.69	223.38	226.69	212.97
	Unallocable	(12,550.75)	(12,577.22)	(13,087.91)	(12,550.75)	(13,087.91)	(12,432.12)
	<b>Total</b>	<b>7,818.32</b>	<b>6,985.35</b>	<b>7,116.61</b>	<b>7,818.32</b>	<b>7,116.61</b>	<b>7,888.63</b>

< This space has been intentionally left blank >





# Harrisons Malayalam Limited

CIN:L01119KL1978PLC002947

Regd. Office : 24/1624 , Bristow Road, Kochi -682 003

Email: hmlcorp@harrisonsmalayalam.com Website: www.harrisonsmalayalam.com

## STATEMENT OF UNAUDITED CONSOLIDATED CASHFLOWS FOR THE HALF YEAR ENDED 30 SEPTEMBER 2020

(₹ in lakhs)

Particulars	Six months ended 30-Sep-20	Six months ended 30-Sep-19	Year ended 31-Mar-20
<b>A. Cash flow from operating activities</b>			
Profit / (loss) for the year before exceptional item and tax	74.43	(659.39)	926.25
Adjustments for:			
Depreciation and amortisation expense	199.84	198.09	430.13
Interest income on bank deposits and other	(11.60)	(9.62)	(14.37)
Cultivation rent	(90.92)	-	-
Finance costs	749.98	785.54	1,590.51
Provision for doubtful debts / advances	-	-	36.21
(Profit) / loss on disposal of Property, Plant and Equipment	(0.66)	0.88	22.92
<b>Operating profit before working capital changes</b>	<b>921.07</b>	<b>315.50</b>	<b>2,991.65</b>
Adjustments for working capital changes:			
Decrease / (increase) in inventories	592.05	(911.92)	(1,107.03)
(Increase) / decrease in trade receivables	(580.05)	(179.51)	121.95
(Increase) / decrease in other financial assets and other current and non current assets	(284.30)	(905.17)	(1,174.04)
Increase / (decrease) in trade payables, other current liabilities and provisions	422.48	2,971.44	2,508.69
<b>Cash generated from operating activities</b>	<b>1,071.25</b>	<b>1,290.34</b>	<b>3,341.22</b>
Direct taxes paid, net	(5.66)	(1.62)	(9.56)
<b>Net cash generated from operating activities before exceptional item</b>	<b>1,065.59</b>	<b>1,288.72</b>	<b>3,331.66</b>
Exceptional items	-	-	-
<b>Net cash generated from operating activities</b>	<b>1,065.59</b>	<b>1,288.72</b>	<b>3,331.66</b>
<b>B. Cash flow from investing activities</b>			
Purchase of Property, Plant and Equipment including capital work in progress	(35.27)	(55.97)	(185.14)
Replanting expenses	(396.65)	(259.38)	(790.46)
Proceeds from disposal of Property, Plant and Equipment	1.64	15.20	23.47
Interest received	11.60	9.62	14.37
<b>Net cash used in investing activities</b>	<b>(418.68)</b>	<b>(290.53)</b>	<b>(937.76)</b>
<b>C. Cash flow from financing activities</b>			
Proceeds from long-term borrowings	688.81	0.00	8.48
Repayment of long-term borrowings	(422.02)	(720.82)	(1,580.70)
Proceeds from working capital loans, net	(1,000.48)	585.25	843.10
Proceeds from other short-term borrowings	1,200.00	650.00	1,250.00
Repayment of other short-term borrowings	(400.00)	(650.00)	(1,250.00)
Interest paid	(750.31)	(775.49)	(1,515.01)
Other borrowing costs paid	(35.72)	(22.03)	(45.29)
Transfer of unpaid dividend to Investor Education Protection Fund	-	-	(8.86)
<b>Net cash used in financing activities</b>	<b>(719.72)</b>	<b>(933.09)</b>	<b>(2,298.28)</b>
<b>D. Net change in cash and cash equivalents</b>	<b>(72.81)</b>	<b>65.10</b>	<b>95.62</b>
<b>E. Cash and cash equivalents at the beginning of the year</b>	<b>207.53</b>	<b>110.60</b>	<b>111.91</b>
<b>F. Cash and cash equivalents at the end of the year</b>	<b>134.72</b>	<b>175.70</b>	<b>207.53</b>
	<b>(72.81)</b>	<b>65.10</b>	<b>95.62</b>

<This space has been intentionally left blank>





Harrisons Malayalam Limited  
CIN:L01119KL1978PLC002947

Regd. Office : 24/1624, Bristow Road, Kochi -682 003

Email: hmlcorp@harrisonsmalayalam.com Website: www.harrisonsmalayalam.com

CONSOLIDATED BALANCE SHEET

(₹ in lakhs)

		As at 30 September 2020 Unaudited	As at 31 March 2020 Audited
<b>A</b>	<b>ASSETS</b>		
<b>1</b>	<b>Non-current assets</b>		
	Property, plant and equipment	28,295.04	28,493.95
	Capital work-in-progress	1,792.02	1,267.81
	Financial assets		
	Investments	1.02	1.01
	Bank balances	1.73	1.73
	Other financial assets	504.26	506.13
	Other non-current assets	353.44	357.32
	<b>Total non-current assets</b>	<b>30,947.51</b>	<b>30,627.95</b>
<b>2</b>	<b>Current assets</b>		
	Inventories	3,462.28	4,054.33
	Financial assets		
	Trade receivables	1,403.30	823.25
	Cash and cash equivalents	134.72	207.53
	Bank balances other than cash and cash equivalents	169.65	156.04
	Other financial assets	1,821.27	1,697.77
	Other current assets	2,908.84	2,630.98
	<b>Total current assets</b>	<b>9,900.06</b>	<b>9,569.90</b>
	Assets held for sale	119.00	119.00
		<b>10,019.06</b>	<b>9,688.90</b>
	<b>Total assets</b>	<b>40,966.57</b>	<b>40,316.85</b>
<b>B</b>	<b>EQUITY AND LIABILITIES</b>		
<b>1</b>	<b>Equity</b>		
	Equity share capital	1,845.43	1,845.43
	Other equity	5,972.89	6,043.20
	<b>Total equity</b>	<b>7,818.32</b>	<b>7,888.63</b>
<b>2</b>	<b>Non-current liabilities</b>		
	Financial liabilities		
	Borrowings	4,972.46	5,787.59
	Other financial liabilities	308.37	306.81
	Provisions	4,883.70	4,779.24
	<b>Total non-current liabilities</b>	<b>10,164.53</b>	<b>10,873.64</b>
<b>3</b>	<b>Current liabilities</b>		
	Financial liabilities		
	Borrowings	4,497.91	4,698.39
	Trade payables		
	(i) Dues to micro and small enterprises	535.89	555.17
	(ii) Dues to others	4,023.87	4,260.82
	Other financial liabilities	7,155.50	5,834.19
	Provisions	2,891.44	2,846.66
	Current tax liabilities (net)	426.84	432.50
	Other current liabilities	2,480.27	1,954.85
	<b>Total current liabilities</b>	<b>22,011.72</b>	<b>20,582.58</b>
	Liabilities directly associated with assets held for sale	972.00	972.00
		<b>22,983.72</b>	<b>21,554.58</b>
	<b>Total equity and liabilities</b>	<b>40,966.57</b>	<b>40,316.85</b>

<This space has been intentionally left blank>

