



July 28, 2023

IGAL/SECT/07-23/07

To
National Stock Exchange of India Limited
Exchange Plaza, C - 1, Block G
Bandra Kurla Complex
Bandra - (E)
Mumbai - 400 051

To
Department of Corporate Services
BSE Limited
Phiroze Jeejeebhoy Towers
Dalal Street
Mumbai - 400 001

Symbol: INDIGO

Scrip Code: 539448

Sub : Disclosure under Regulation 30 and 34 of the SEBI (Listing Obligations and Disclosure Requirements) Regulations, 2015 ("SEBI LODR Regulations") - Notice of the Annual General Meeting and Annual Report for the financial year 2022-23

Dear Sir / Ma'am,

In furtherance to our letter dated July 28, 2023, wherein we had informed that the Twentieth Annual General Meeting ("AGM") of the Members of the Company is scheduled to be held on Thursday, August 24, 2023 through Video Conferencing/ Other Audio-Visual Means in accordance with the relevant circulars issued by the Ministry of Corporate Affairs and the Securities and Exchange Board of India ("SEBI").

In compliance with Regulation 30 and 34 of the SEBI LODR Regulations, we are attaching herewith a copy each of the Annual Report of the Company for the financial year 2022-23 ("Annual Report") and the Notice of the AGM ("Notice").

The Annual Report and the Notice are being sent through electronic mode only to those members whose email addresses are registered with the Company/ Depositories. The Annual Report and the Notice are also uploaded on the website of the Company at www.goIndigo.in.

You are requested to take the above on record.

Thanking you,
For InterGlobe Aviation Limited

Sanjay Gupta
Company Secretary and Chief Compliance Officer
Membership No. : FCS 7729

Annual Report
2022-23



Towards New Heights & Across New Frontiers



IndiGo



Contents

Corporate overview

India Prefers to Travel with us	02
CEO's Perspective	04
Towards New Heights & Across New Frontiers	08
Excellence Every Day	10
Connecting the World, one dot at a time	12
Financial Highlights	16
Love you Too	18
India by IndiGo	19
Our Leadership	22
Building a Responsible Business	25
Giving back to the Community	27
Fortifying our Core	30

Statutory reports

Management Discussion and Analysis	32
Report of the Board of Directors	44
Report on Corporate Governance	62
Business Responsibility and Sustainability Report	88

Financial statements

Financial Statements - Standalone	122
Financial Statements - Consolidated	203
Form AOC-1	280

Notice

Notice of Annual General Meeting	281
----------------------------------	-----



For a more interactive reading of this report, visit the online version at golndigo.in/information/investor-relations/annual-report

Forward-looking statements

This report may contain some statements on the Company's business or financials which may be construed as forward-looking based on the management's plans and assumptions. The actual results may be materially different from these forward-looking statements although we believe we have been prudent in our assumptions.

The reporting period of this report is FY 2023, and all facts and figures are pertaining to FY 2023 or as of March 31, 2023 unless stated otherwise.



India Prefers to Travel with us

IndiGo is India's most preferred airline which offers affordable fares, flights that are on-time, and provides a courteous and hassle-free service across our unparalleled network.

From a carrier with one plane to a fleet of 300+ aircraft today. This fabulous evolution was driven by several factors: uniform fleet for every operation, great operational reliability and award-winning services. We primarily serve India's domestic air travel market yet we have strong international ambitions and are continually increasing our footprint.

We constantly enhance engagement with our passengers to augment their travel experience. From multichannel direct sales, online flight status checking to an exclusive

IndiGo app for Android and iOS, we have enriched and popularised air travel in India. We show that low cost does not mean low quality.

1,800+ Daily flights **~ 1,000*** Aircraft on order

300+ Aircraft **100+** Destinations

*Including order of 500 aircraft placed on June 19, 2023



Customer promises



Affordable fares



On time performance



Courteous and hassle-free service



Unparalleled network

Purpose



Giving wings to the nation by connecting people and aspirations.

Vision



To be India's preferred airline for connectivity in and with India, and by doing so being one of the leading airlines in the world.

Mission



IndiGo is on a mission to boost economic growth, social cohesion and mobility in India by developing our own model with affordable air connectivity, on-time performance and hassle-free service across our country and the globe.



CEO's Perspective



Dear Shareholders,

It is a genuine privilege for me to share my thoughts with you, for the first time in this annual report. Ever since my start at IndiGo in September 2022, I have been equally excited and proud to be a part of this wonderful company.

Aviation has had a hold on me ever since I joined the industry over 30 years ago, back in 1992. At IndiGo the entrepreneurial spirit, the energy and passion displayed by our employees, combined with the rich diversity of India have been a true pleasure for me that I intend to enjoy for long.

The financial year 2023 was a year of first recovery and thereafter growth. In the first half of the year, the path to recovery became clearly visible when the impact of Covid-19 subsided and travel restrictions were lifted. As a

result, travel rebounded at an extraordinary speed and scale. In the second half of 2022, a lot of exciting things have been launched and implemented at IndiGo, which we will share throughout this annual report.

Consequently, and proudly, IndiGo became the first Indian airline to surpass pre-covid levels of capacity, taking us into the highest passenger number ever - of 86 million for the Financial Year 2023. The relentless efforts of our professional and resilient employees enabled us to emerge stronger after this period of crisis.

As a result of the improved external environment and a wide range of internal initiatives that were taken as part of the new IndiGo strategy, IndiGo's financial performance considerably improved in FY 2023. Our revenues more than doubled as compared to last year and we also



As a result of the improved external environment and as part of the new IndiGo strategy, IndiGo's financial performance considerably improved in FY 2023

reported the highest ever annual revenues of 558.8 billion rupees. With that, the year had two very distinct halves.

The first two quarters we still suffered losses, yet we were recovering. The third and fourth quarter were profitable,

an important milestone after some 10 quarters of losses due to Covid-19.

Giving wings to the nation

Right from IndiGo's start, it has been our mission to connect the vast and diverse India, supporting social cohesion, mobility and economic progress. IndiGo's journey started almost 17 years ago with one aircraft and a flight to Imphal via Guwahati.

At the end of FY 2023, we operated more than 1,800 daily flights, covering 104 destinations, with our fleet of more than 300+ planes. With our vast network we are literally giving wings to the nation, enabling air travel to all large, medium, and smaller cities across India. Our many first-time flyers are a true testimony to this, just as the businesses that can flourish as a result of all these connections.

Over the past few months, we have built upon the existing beliefs of the organization to come up with a purpose. Building upon our strong cultural foundation, we have formulated it as such: 'Giving wings to the nation, by connecting people and aspirations'. This something we have lived by since our inception and which we continue to fuel going forward.

Fulfilling our purpose has provided us with a place of reckoning in the global aviation industry. With our 1,800+ flights we are in FY 2023 the 7th largest in the world by daily departures. We were number one in India by OTP (On Time Performance) in the last two quarters of this financial year, and we have one of the highest OTP in the world. We have the largest fleet order to be delivered of almost 500 aircraft between FY 2024 and the end of the decade. We also have the youngest fleet in the world with an average age of around 3.5 years. We are India's most preferred airline and fully intend to

maintain this position. With more and more international mobility in and out of India, we aim to extend our scope. And so, our vision is this: To be India's preferred airline for connectivity in and with India, by doing so being one of the leading airlines in the world. This is also briefly captured as 'India by IndiGo'.

Soaring towards new heights and across new frontiers

In FY 2023 we formulated, communicated and started to execute our new strategy of Towards new heights & across new frontiers. This will be for the years to come, the next chapter of the inspiring IndiGo story. We have identified three pillars for our (growth) strategy - Reassure, Develop and Create - which we will focus on in parallel. The wide range of initiatives that were collectively set in motion across our Company under these three pillars have already started to yield results in all areas as became visible in both the financial results as well as important KPI's such as NPS and OTP.

Reassure

This first pillar of the strategy is about reassuring - and improving where needed - the very basis of our Company. The focus on our three customer promises - affordable fares, on time performance and courteous and hassle-free service - have been at the basis of our success. Over the past year we have added a fourth promise: unparalleled network. Naturally, above all, safety is and will remain our number one priority.

Indeed, the very consistent delivery of our customer promises has enabled us to grow. In FY 2023, we welcomed around 86 million customers on board, which is a 72% jump as compared to the previous year and a 14 percent jump as compared to the previous pre-covid record year FY 2020.



Our vision is to be India's preferred airline for connectivity in and with India, by doing so being one of the leading airlines in the world. This is also briefly captured as 'India by IndiGo'

We also improved our operational performance, which has been one of our core strengths. Thanks to great efforts made by our staff, we were able to get back into the number one OTP position in November and have held onto it for most of the remainder of the financial year. Additionally, we have had one of the lowest cancellation rates globally in this year. In November, our new hangar at Bengaluru airport opened to support our continuously growing fleet. To mark our sixteenth anniversary in August 2022, we introduced a new revolutionary Three Point Disembarkation process which enables our customers to exit the aircraft faster than ever before. Being the first airline in the world to use this process, we have exhibited it at the cover page of this annual report.

The reliability of operations in combination with the service from the heart of our crew has led to higher customer satisfaction (NPS = Net Promoter Score). To improve our courteous and hassle-free service we have been simplifying our processes. In this financial year, our customer complaints remained at an all-time low.

At the end of FY 2023, we had presence in 104 destinations as we added 5 domestic and 2 international destinations, such as Ras Al Khaimah, Itanagar, Mopa-Goa, Nashik and Dharamshala. With our 1,800 flights a day we are able to offer almost 500 direct city pairs each day. Domestic connectivity remains a crucial part of our strategy going forward and we will keep on adding more and more domestic destinations to our network – further giving wings to the nation.

Develop

On our second pillar, by the end of the decade we will double in size. Herewith we will have to further develop and align people, processes and technology in line with this growing size and scale of our Company. Digitization plays a pivotal role in this. The actions we take in this second pillar will create the stability, structures and processes to help us steer the company on the path to our aspirations. In FY 2023, we have already been taking steps: we have upgraded the back-end of our website, developed an in-house 'Partnership Booking Engine', introduced RIFD technology that reduces the inspection time for life vests and introduced the e-logbook for pilots. We are investing in an HR management system, a new CRM and core digital platforms to enhance scalability and customer experience.

Next to this, we are also developing our people. Considering the large extent of hiring, creating the right skills and competencies will remain of great importance. We are proud to have ifly, one of the largest aviation training academies in the world, where the IndiGo spirit is created for over 1,850 people a day. Over the years a strong IndiGo culture has been build and nurtured. Made in IndiGo is one of the programs that makes me very proud to be part of this company as we give room for the talent that is inside our

home-grown 6€ employees. We have seen an uptick in our recent employee promotor scores (eNPS) and are continuing to build on initiatives that strengthen our employee engagement and talent management.

At IndiGo, we value diversity, equity and inclusion, and are focused on creating a safe and conducive space for all employees. With 15% women in the cockpit, we are proud to have the highest number of women pilots in the world, for which we were felicitated by the Indian Women Pilots' Association. In 2022, we joined International Air Transport Association (IATA) 25 by 2025 initiative that focuses on increasing female leadership to 25% to become one of the change agents in the aviation industry in order to make it truly diverse and inclusive along with other airlines and industry partners. Further, we are determined to push our 45% overall female share even further up through several programmes and initiatives such as "Take-Off 2.0" - a programme which provides opportunities to women who have been on a career break. These programmes and initiatives underpin IndiGo's commitment to being an equal opportunity employer.

Create

The third pillar in our strategy will create our future towards the next phase of our growth combining our strong Indian foundation with international aspirations. Apart from an unparalleled domestic network, we continue to strengthen our international network by introducing new destinations and frequencies. At the end of the financial year, we had presence in 26 international destinations, and surely this number will go up in the years to come. As a share of the capacity the international capacity (Available Seat Kilometre - ASK) will reach towards 30% in the next two years. Towards this goal, early June 2023 we have announced 6 new international destinations namely Nairobi, Jakarta, Baku, Tashkent, Tbilisi and Almaty. We are taking steps to prepare our sales and distribution for further international presence. These are exciting steps as we are connecting the world to India, one dot at a time. In addition to our own network, we are enhancing our connectivity with our strategic partners. With our codeshare agreement with

Turkish Airlines we are strengthening our international connectivity from India by providing services to 33 additional European destinations and 4 additional destinations in the US. Next, we have leased B777 from Turkish Airlines. This enabled us to operate a widebody to Istanbul, the perfect entry point to Europe. A second B777 - proudly in our own livery - arrived in the current financial year.

Apart from this, we are leveraging our existing platform for growth. With India emerging as a major electronics manufacturing hub, the country's air cargo network will become a critical enabler of its success. We have supplemented our business with two narrow body freighters to support India's cargo growth and an additional one is planned to arrive later this year.

At the same time, we are taking steps to complement our business with a customer loyalty program, and strengthen our co-brand card programme, to enable us to provide a differentiated customer experience, and create further stickiness to our brand.

In sum, all three pillars - Reassure, Develop and Create - are starting to bear fruit.

Our ESG initiatives - IndiGo Green

At IndiGo, we strive to deliver our customer promise in the most sustainable way possible. With our investments in the new generation aircraft, we have been able to reduce CO₂ footprint by around 20% in FY 2023 as compared to 7 years ago. Today, around 80% of our fleet is new generation and due to that, we are one of the lowest CO₂ emitting airlines in the world.

Apart from this, sustainability is integrated at the operational level and we are making a series of investments towards more responsible flying including single engine taxiing, optimal climb and descent paths, introduction of electric ground vehicles, combo units, electronic flight bags and water conservation techniques on-board.

Reaching out to people not only with planes but also with our hearts

Being a responsible airline, we believe that CSR is an important aspect of our growth going forward. Our CSR arm, IndiGoReach, contributes towards the goal of sustainable development for communities. It has four focus areas which cover children and education, women empowerment, environment, and heritage. With different programmes being implemented across 18 Indian states we have been able to reach over 1 lakh (100,000) beneficiaries. It is immensely gratifying to have been awarded with the prestigious "Best CSR Award for Women Empowerment" by FICCI.

IndiGo remains committed to supporting humanitarian causes in India and across the world. Recently, we supported the Indian government in "Operation Kaveri", in bringing over hundreds of Indian citizens back to their homeland from the crisis hit Sudan. Earlier in the year, with Turkey being hit by devastating earthquakes, we provided cargo movement on our flights to Istanbul.

Recognitions from around the world

As India's most preferred airline, we were recognized by several reputed organizations from around the world. These awards are a testament of our commitment to operational excellence, and I am proud to name a few of them:

- We were awarded with "World's Youngest Aircraft Fleet" in the 100+ aircraft category by ch-aviation.
- We were ranked as the 5th most punctual mega airline in the world by the Official Aviation Guide (OAG).
- We were awarded as the "Best Low-Cost Airlines in India and South Asia" by SkyTrax.

Power of We

All this has been made possible by the "Power of We" – the teamwork displayed by our employees across departments and

locations. Our core strength lies in our highly skilled, motivated, and engaged employees, who enable us to deliver the courteous and hassle-free service to the 3 lakh (300,000) passengers flying with us each day (milestone reached on May 21, 2023). I would like to extend my thanks to all IndiGo employees for demonstrating our true culture and spirit.

Way forward

Moving to the next fiscal year, we are very much energized by the growth path ahead of us, climbing towards new heights and across new frontiers. The demand for air travel remains robust, and the overall operating environment remains conducive. The vision of the government on India's growth and progress, and aviation as one of the catalysts for this, is benefitting the nation as well as the hospitality and aviation sector. The investments we are making in people and infrastructure will ensure that IndiGo remains well-positioned for a strong future growth.

In June 2023 we have set a truly momentous step in the journey of IndiGo as we placed a firm order for 500 Airbus of the A320 Family. This 500 aircraft order is not only IndiGo's largest order, but also the largest-ever single aircraft purchase by any airline with Airbus. With this order of 500 aircraft to be delivered between 2030 and 2035, IndiGo's order book now has almost a 1,000 aircraft yet to be delivered well into the next decade, allowing us to become a global aviation player.

Just as the efforts of our resilient and dedicated employees enabled us to emerge stronger after a period of crisis, the same will take us to the next phase of growth that has already started for both Indian aviation as well as IndiGo. With India being the fastest growing aviation market globally, and receiving strong support from the government to improve infrastructure and connectivity, the coming years we will be able to further give wings to the nation, by connecting people and aspirations. By the time you have read this annual report, a lot of exciting things will have happened at IndiGo already. I would kindly encourage you to stay tuned on our website and our social channels for more invigorating news as we go in this financial year. In FY 2024,



Just as the efforts of our resilient and dedicated employees enabled us to emerge stronger after a period of crisis, the same will take us to the next phase of growth that has already started for both Indian aviation as well as IndiGo

we will reach new heights as we gear up to become a 100 million passenger airline. By the end of this decade, we are looking to double in size and scale. In other words, something that took us 16 years will now be achieved in less than half of that timeframe.

I will conclude by expressing my deepest gratitude to all our customers, stakeholders and partners for their unwavering faith in us. For our 6€ stars, all the colleagues at the various disciplines and geographical locations, I would like to take a deep bow for your unwavering support, dedication and relentless efforts for our customers and the company itself.

We look forward to continuing our growth path, by working as one team and focusing on what we do best. This way we will ensure that IndiGo remains structurally the strongest player in the Indian aviation market, thereby maximizing value for our shareholders and the communities we serve. India by IndiGo!

Regards,

Pieter Elbers
CEO



Towards New Heights & Across New Frontiers





2018

IndiGo signs codeshare with Turkish Airlines



2022

Serves 100+ destinations



2022

First Indian airline to have a fleet of 300+



2022

Started freighter business



2018

IndiGo gets delivery of its 200th aircraft



Excellence Every Day

IndiGo is committed to operating a modern and fuel-efficient fleet.

We recently achieved a significant milestone by reaching 300+ aircraft, the first airline in India to do so. We plan to continue expanding our fleet through our order book of 1,000 aircraft. These additions will support our efforts to expand both domestically and internationally.



A320 CEO

Passenger capacity: 180 seats

No. of aircraft: 21



A320 NEO

Passenger capacity: 180/186 seats

No. of aircraft: 162



A321 NEO

Passenger capacity: 222/232 seats

No. of aircraft: 79



ATR

Passenger capacity: 78 seats

No. of aircraft: 39



A321 freighter

Tonnage capacity: 27 tonnes

No. of aircraft: 2



B777-300ER

Passenger capacity: 400 seats

No. of aircraft: 1



Connecting the World, one dot at a time





78

Domestic destinations

.....

26

International destinations
(22 operational)

.....

الوجهة 100th
destination
Ras Al-Khaimah



86 million

Happy passengers

.....

7

Codeshare partners

.....





Growing the 6E network

Europe

30 destinations
through codeshare

*Central Asia

Taking 6E network
to a new region

Tbilisi • Baku

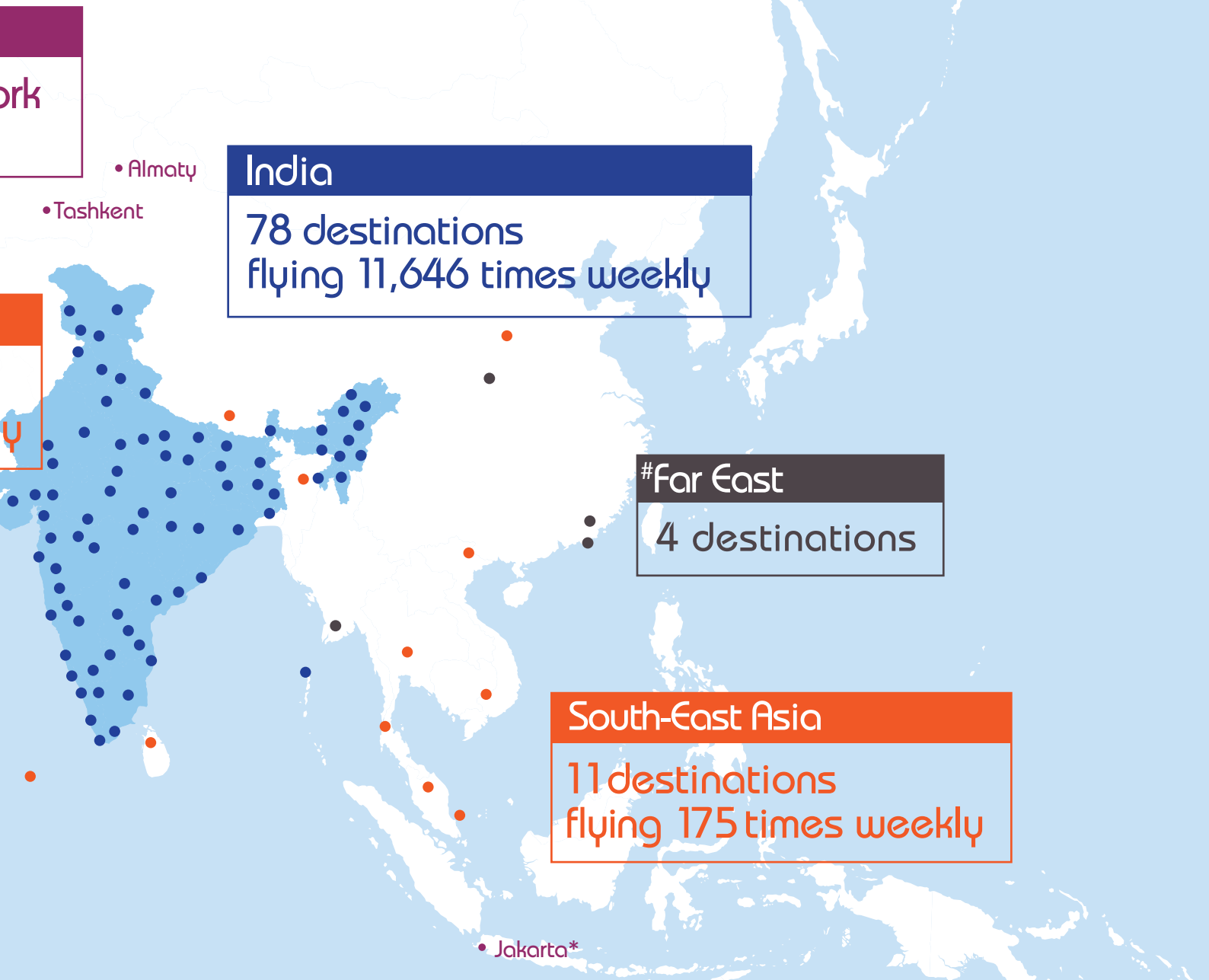
Middle East

11 destinations
flying 386 times weekly

Africa

First time to Africa

• Nairobi



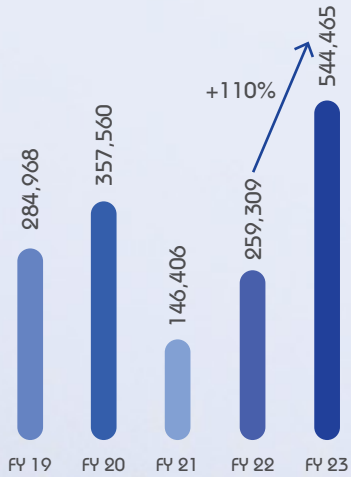
The graphic includes all operational stations for FY 2023

*Announced destinations for FY 2024

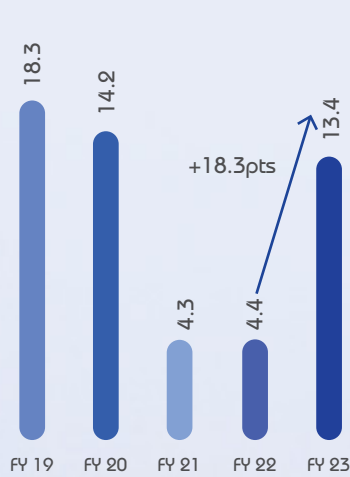
*Operations to these four international destinations were paused during the pandemic

Financial Highlights

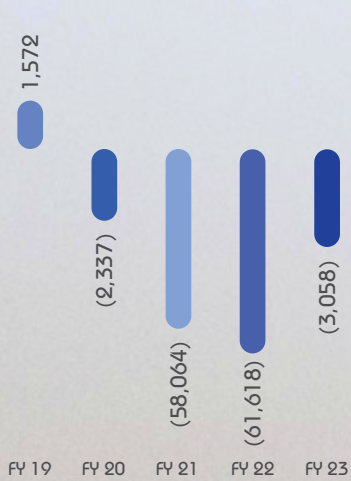
Revenue from operations (in million)



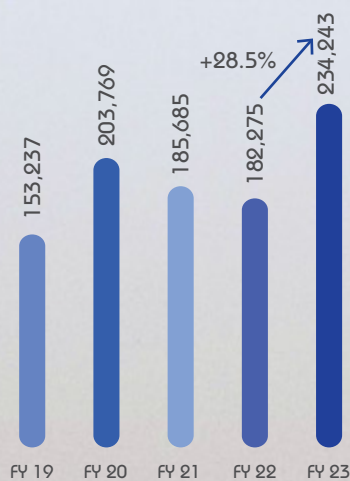
EBITDAR margin (in %)



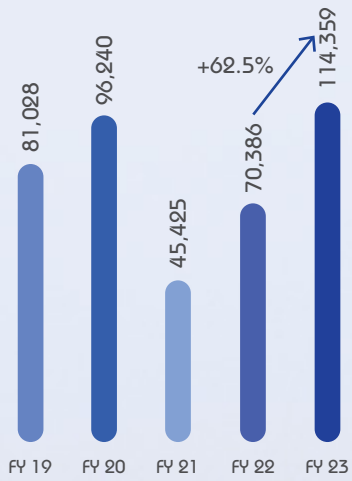
Profit after tax (in million)



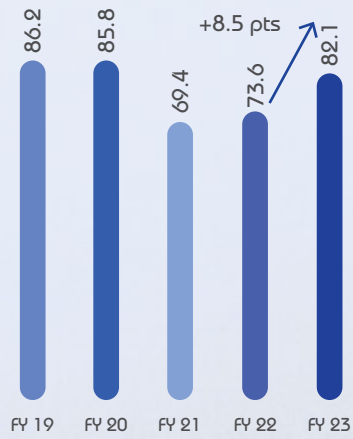
Total cash (in million)



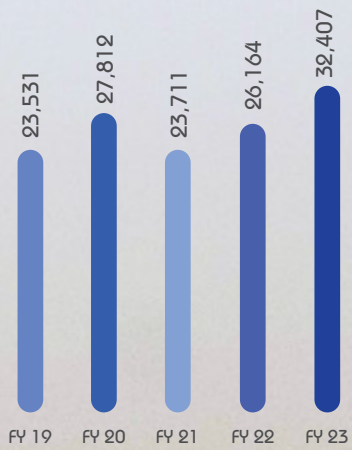
Available seat kilometres (in million)



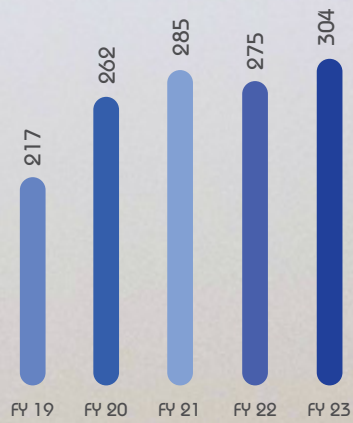
Load factor (in %)



Employees



Fleet size





Love you Too

Putting customer appreciation in the spotlight, 'love you too' is an emotion. It is IndiGo's way of connecting and engaging with passengers to appreciate them and acknowledge their loyalty.

We put our heart into every small detail, be it training associates, meeting the needs of passengers across all ages, or curating seamless, hassle-free experiences both online and on the ground. So, when we receive that love back, it feels like it

is our full circle moment. Through 'Love you too' we humanise our brand further with a strong sentiment of gratitude and respect. It's our way of saying that we see them, we are listening, and they are important to us.



Kudos to @IndiGo6€ for smooth handling of so many wheelchair passengers at one time in one flight.. with sports for PWD growing fast in India, am happy to note the airline is also doing their best for us and bestow their respect to our #abilitybeyonddisability @WeThe15

- Deepa Malik PLY @DeepaAthlete



@IndiGo6€ boarded your flight from Ahmedabad to Bangalore (6€ 6237) at 5:00 p.m. The cabin crew on that flight is the best I have seen in all my travels. Dedicated bunch with great camaraderie. Twitter isn't just about complaints. Its about compliments too. :)

- Sharan A Kukreja @Sharankukreja




Excellent ownership and highest levels of professionalism exhibited by Ms. Nalini at Nagpur apt and Ms. Swati and her team at Delhi for my son's first solo journey on 6e 6601 Absolutely seamless and effortless process. Thank u! @IndiGo6€ #loveyoutoo #IndigoRocks!

- Nitin Deveshwar @nitin_cd

India by IndiGo

IndiGo is India's preferred airline running 1,800+ flights daily, across 78 domestic destinations and 26 international destinations.

In India, we fly to some of the remotest parts of the country and connect them with the world. Across 1.4 billion people, thousands of languages, and multiple cities - that's the magnanimity of how IndiGo is connecting this diverse nation and taking it to places. Towards this end, India by IndiGo aims to celebrate the rich culture and heritage of India, and make it known loud and clear to the world, one flight at a time.



Girl Power

Did you know that IndiGo has the world's highest number of women pilots? At IndiGo, we celebrate 'Girl Power' throughout the year. We on-board 60% of India's female cabin crew and are proud to be India's only airline with an all-women cabin crew. IndiGo joined IATA's initiative '25 by 2025' in 2022 to become one of the change agents.

IndiGo believes in Girl Power, champions the idea of workplace equality, and leads by example. We applaud and encourage the women of IndiGo who choose the runway, and take-off towards their dream and follow their passion.

As part of the IATA initiative we are aiming at:

1/2 - 50% women representation on overall headcount

1/3 - 33% women representation in non-crew


1/4 - 25% representation in leadership positions



Powered by people

IndiGo's Townhall, 'Towards New Heights & Across New Frontiers', was held on March 24, 2023. Attended by over 1,500 employees across teams and cities, the event was a testimony of the passion and energy of everyone who makes IndiGo.

The event was meticulously planned and executed by different teams. At the event, CEO Pieter Elbers talked about the three pillars of IndiGo's strategy - Reassure, Develop, and Create. Herein, he emphasised on IndiGo's present and future plans. The mention of soon-to-be-added destinations, "across new frontiers", literally, was received with much applause and excitement. Pieter also touched on IndiGo's focus to give back to the society, including our purpose of 'Giving wings to the nation'- India by IndiGo. This was followed by key updates from senior leadership.



The Townhall also included the facilitation of key achievements through the '6Excellence Awards' presented to various members of IndiGo for their hard work, efforts, and/or professional successes. To add to the pomp and fervour there were power-packed performances from different teams that added to the already high energy in the room. Every performance saw the audience joining in, followed by a standing ovation.



Board of Directors



Dr. Venkataramani Sumantran
Chairman and Independent Director



Mr. Vikram Singh Mehta
Independent Director



Mr. Meleveetil Damodaran
Director



Mr. Gregg Albert Saretsky
Director



Ms. Pallavi Shardul Shroff
Independent Director



ACM (Retd.) Birender Singh Dhanoo
Independent Director



Mr. Anil Parashar
Director



Mr. Rahul Bhatia
Managing Director

Management executive committee



Mr. Rahul Bhatia
Managing Director



Mr. Pieter Elbers
Chief Executive Officer



Mr. Wolfgang Prock-Schauer
President and Chief Operating Officer



Mr. Rajesh Kumar Singh
Principal advisor to the Managing Director



Mr. Gaurav M. Negi
Chief Financial Officer



Ms. Saguna Vaid
General Counsel



Mr. Sukhjit S Pasricha
Group Chief Human Resources Officer



Mr. Neetan Chopra
Chief Digital and Information Officer



Mr. Abhijit Dasgupta
Senior Vice President - Network Planning and Revenue Management



Mr. Vinay Malhotra
Head of Global Sales



Mr. Sanjay Gupta
Company Secretary and Chief Compliance Officer



Recognition that inspires

7th largest carrier in the world by passenger volume in OAG Frequency & Capacity Statistics for March 2022

5th most punctual airline globally in Mega category by OAG Punctuality League 2022

"World's Youngest Aircraft Fleet" in the 100+ aircraft category by ch-aviation

Value Airline of the Year at the ATW Airline Industry Achievement Awards 2022

Awarded for 'Women Empowerment' and 'Business with Ethics' by the Indian Women Pilots' Association

IndiGoReach wins best CSR award for Women Empowerment at the 20th FICCI Corporate Social Responsibility Awards

Fast Runners in Disability Award at Disability Positive Summit & Awards 2023



Building a Responsible Business

We are dedicated to conducting business in a sustainable and responsible manner, taking into account the impact of our activities on the environment, society, and all our stakeholders.

Our ESG efforts are aligned with our core values and principles and are aimed at achieving our long-term goals while creating value for all stakeholders. We have established a comprehensive ESG framework that covers all aspects of our operations, including environmental impact, social responsibility, and corporate governance.

To ensure effective implementation of our ESG policies and initiatives, we have an organisation-wide ESG taskforce consisting of representatives from all major the Company functions. This taskforce is empowered to oversee the implementation of all ESG activities and ensure that they are aligned with our ESG objectives and targets. We believe that this coordinated approach to ESG will help us achieve our vision of becoming a sustainable and socially responsible organisation.





Mitigating our impact on the environment

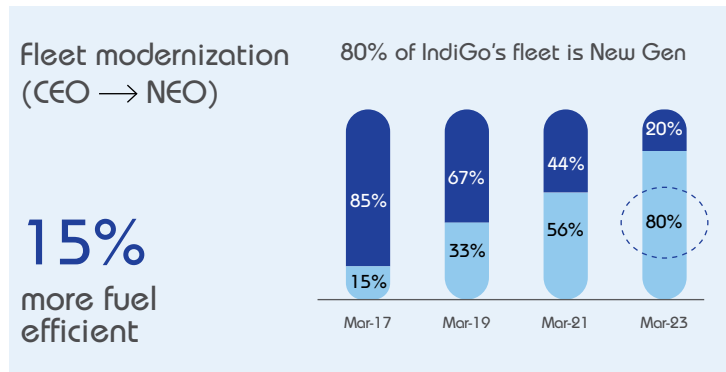
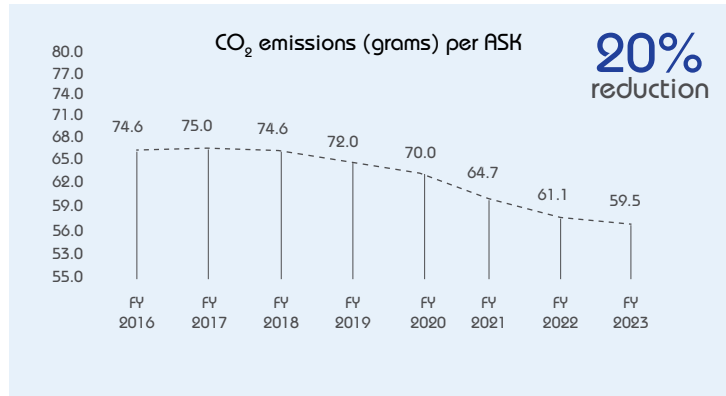
IndiGo understands the importance of environmental stewardship and recognises that the aviation industry plays a significant role in contributing to greenhouse gas emissions, which have a detrimental impact on the environment. As a responsible corporate citizen, we are committed to reducing our carbon footprint and implementing sustainable practices to mitigate our impact on the environment.

In line with this commitment, we have adopted various initiatives and measures to reduce our emissions and mitigate our environmental impact. We continue to invest in contemporary and fuel-efficient fleet. In FY 2023, 80% of our fleet was Airbus A320NEO aircraft which are 15% fuel efficient, when compared to older generation aircraft. With a fleet age of 3.5 years, we have the youngest fleet in the world, with 100+ aircraft¹. Our operations team continuously monitors our fuel-related SOPs and practices like single engine taxi, optimum flap settings, and optimum climb and descent profiles. This help us in maintaining a low carbon emissions profile.

Our ground operations are working on a focused electrification strategy. For many years we have been investing heavily on electric vehicles (EVs). Our new vehicle purchases, whether for growth or re-fleeting, gravitate towards EVs, subject to corresponding airport infrastructure. As a result of our combined actions across the board, we have achieved CO₂ emission reduction 20% from FY 2016 onwards.

As per IATA and certain other studies, sustainable aviation fuel (SAF) results in 80% lower emissions on a life cycle assessment basis. IndiGo is committed and focused in deploying SAF as alternative fuel option. Towards this end, we have partnered with an organisation to conduct research in this field, and a leading oil marketing company has initiated work on commissioning a plant. This is welcome news for the industry and will help airlines deploy sustainable fuel options.

Additionally, through our continuous focus on elimination of Single Use Plastic we have replaced 83 million single use plastic (SUP) items with biodegradable options. We believe that sustainable practices are essential for the long-term success of our company, and the aviation industry as a whole. We remain committed to identify and implement eco-friendly initiatives and practices that align with our values and contribute to a cleaner and greener future.



SDGs aligned to:



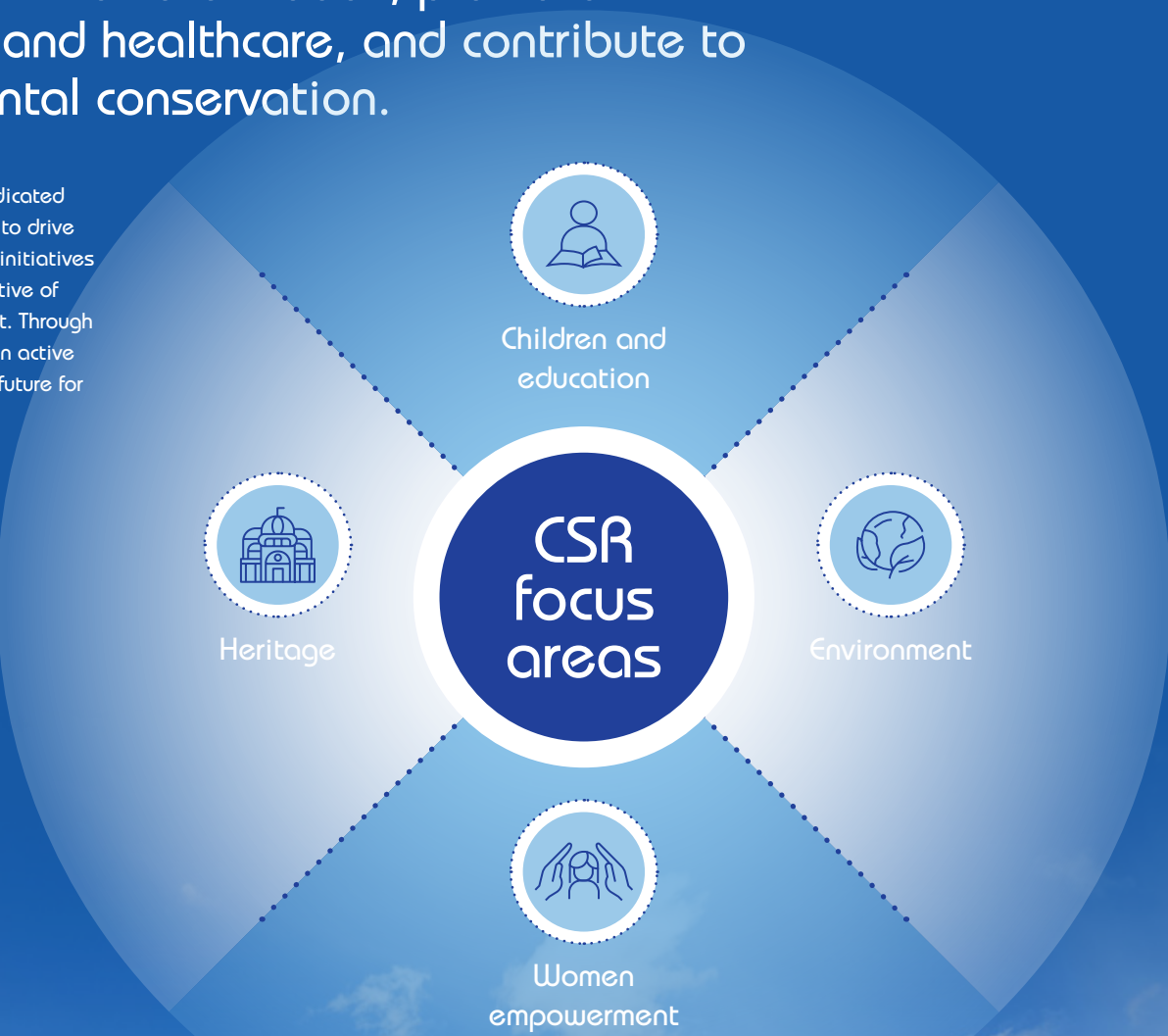
¹Ch-aviation awarded IndiGo in 100+ aircraft category

Giving back to the Community

We strive to make a positive difference by implementing programmes and processes that address societal needs, promote education and healthcare, and contribute to environmental conservation.

'IndiGo Reach' is our dedicated CSR arm that enables us to drive meaningful projects and initiatives that align with our objective of sustainable development. Through IndiGo Reach, we play an active role in building a better future for our communities.

SDGs aligned to:



We reach not just with our planes, but also with our hearts!

Children and education

Our education programs today, reach out to more than 45,100 children across the country. Our focus is to support and strengthen the quality of teaching learning process in some of the identified government schools. In all these engagements, we work closely with the community and the government school teachers. Our efforts in some of these schools have also included enhancement of digital literacy levels, setting up science laboratories, libraries and access to WASH (Water Sanitation and Hygiene) facilities.



Women empowerment

Our women empowerment programmes focus on enhancing the income of rural women through different agricultural and non-agricultural activities. Institutional building at the grassroots level is one of our key strategies and hence women are organised into Self-help groups (SHG) and Producer groups (PG) for capacity building and sustainability of the process. Our programmes are also aimed at creating micro-entrepreneurs for which they are provided training and regular inputs along During FY 2023, the initiatives has helped 54,000 women increase their income to 20-25% from baseline conducted during the inception of the programmes.



Environment

Environment is one of our key pillars of CSR interventions. We have been running programmes around the Clean Development Mechanism technologies through the usage of biogas plants, solar lights, and smokeless chulhas, which we recognizes are some of the effective ways to reduce greenhouse gas emissions We envision to

1. Offset carbon emissions through promotion of 9,574 biogas units, 3,000 smokeless chulhas and 200 solar domestic lights
2. Eco-restoration of 57.5 hectares of forest land and community awareness outreach Through these initiative, we have been able to support over 15,600 households.



Heritage

We at IndiGo seek to preserve and promote India's rich cultural inheritance. A significant part of our contribution is to further the recognition of heritage sites. The Lal Bagh Palace in Indore, the Mausoleum of Abdur Rahim Khan-i-Khana in New Delhi and the Mausoleum of Muhammad Qutb Shah at the Qutb Shahi Heritage Park in Hyderabad are part of our work around restoration and maintenance of these sites. The 'My City My Heritage' Campaign is an endeavour to raise awareness on intangible aspects of heritage and culture in India. The objective is to set the tone for conversations and partnerships around the preservation of both tangible and intangible heritage. So far we have conducted heritage walks in Prayagraj, Bhubaneswar and Shillong.





Fortifying our Core

Being a good corporate citizen starts with following rules and regulations, but ethical behaviour does not end there.

IndiGo is dedicated to upholding the highest standards of ethics and integrity in all our activities. We strive to promote ethical behaviour and responsible practices across the organisation, and continuously review and update our policies and practices to ensure they align with our values and meet the evolving needs of our stakeholders.

Effective Board of Directors

Our Board of Directors plays a critical role in establishing a robust governance framework. They provide strategic guidance and oversight to ensure that our operations align with the company's objectives and values. Our Board also plays a vital role in promoting transparency and accountability throughout the organisation. They oversee the implementation of our corporate governance policies and practices, ensuring that all stakeholders are informed and engaged. Overall, our strong Board of Directors enables us to establish and maintain an effective governance framework that promotes ethical conduct, sound decision-making, and sustainable growth.

SDG aligned to:



Ethics and compliance initiatives

Independent Whistleblower Hotline

Ethics Ambassadors Programme

Annual Ethics Week Celebration

Ethics Survey



Ethical Culture (6E code of conduct)

At IndiGo, our philosophy is to conduct our business with the highest standards of transparent governance, ethical business practices, and respect for human rights and individual dignity. Our Code of Conduct, known as the '6E Code,' is an extension of this philosophy and applies to all employees of IndiGo, including full-time, part-time, fixed-term, permanent employees, trainees, and employees of its subsidiary Company.

Our aim is to build a robust ethics culture at IndiGo through successful implementation of the 6E Code. We periodically review and update the Code in line with applicable laws and growing requirements of the Company. Any changes in the 6E Code are approved by the Board of Directors before being implemented.

The 6E Code emphasises the importance of compliance with applicable laws and regulations, maintaining confidentiality, preventing discrimination and harassment, avoiding conflicts of interest, and promoting a safe and healthy work environment.

It also lays out the process for reporting any violations of the Code, ensuring accountability for all employees. At IndiGo, we strive to maintain the highest ethical standards in all aspects of our business, and the 6E Code is a key tool in achieving this goal.

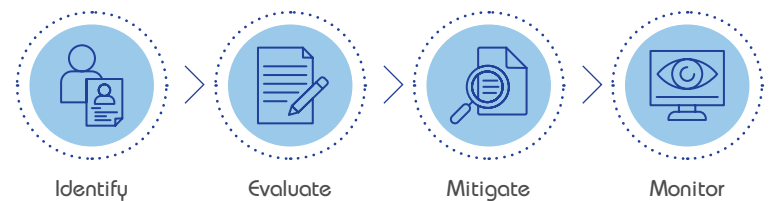
Managing risks effectively

IndiGo has a robust Risk Management Policy and an Enterprise Risk Management (ERM) framework in place. This policy has been developed keeping in mind the SEBI (LODR) guidelines and has been approved by the Risk Management Committee of IndiGo. The Chief Risk Officer is responsible for leading the ERM framework and defining the process, procedures and operating rhythm for the implementation of the policy.

The Risk Management Policy and ERM framework are designed to be dynamic and proactive in nature. They continuously and proactively identify events and circumstances that could potentially lead to risks. This helps us to take necessary measures to mitigate and manage risks effectively.

By having a well-defined Risk Management Policy and ERM framework, IndiGo can identify and manage risks that could impact our business. This ultimately helps us to ensure the growth of our business in the long run.

Risk management process



Key risk area identified by IndiGo



Management Discussion and Analysis



Global economic review

The CY 2022 witnessed easing of Covid-19 restrictions worldwide leading to a notable rise in household consumption across major economies. The third quarter was a bright spot with robust economic activity on the back of stronger-than-expected private consumption, investment amid tight labour markets and fiscal support exceeding all expectations. Demand in most sectors, particularly in the services sector including tourism, witnessed growth. The year also saw geopolitical tensions starting in the first half which caused inflation to rise due to which the central banks across countries resorted to somewhat synchronised monetary tightening.

As per World Economic Outlook (WEO) , April 2023 published by the International Monetary Fund (IMF) global real GDP growth is expected to moderate further from 3.4% in CY 2022 to 2.8% in CY 2023. Emerging markets and developing economies are likely to remain robust and grow at 3.9% in CY 2023 which is a marginal decrease from 4.0% in CY 2022.

Real GDP growth (%)

Global Economy

CY 2022	3.4
CY 2023E	2.8
CY 2024E	3.0

Advanced economies

CY 2022	2.7
CY 2023E	1.3
CY 2024E	1.4

Emerging markets and developing economies

CY 2022	4.0
CY 2023E	3.9
CY 2024E	4.2

Source: IMF, World Economic Outlook April 2023

Indian economic review

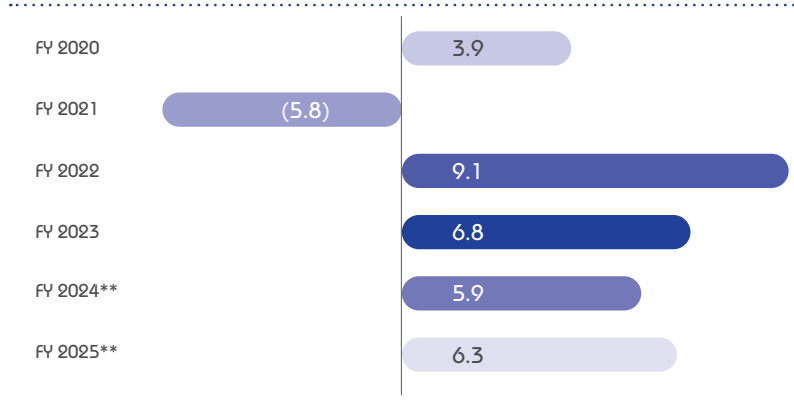
As per the IMF, for FY 2023 India was one of the fastest growing economies with real GDP growing at 6.8% year-on-year. During the year, the growth was fuelled by private consumption, growing manufacturing activity and the revival of the service sector. The Government of India's sustained focus on infrastructure investment drove economic growth leading to employment generation. The service sector was observed to have fully recovered from the weakness suffered during the pandemic.

Like many other Central Banks across developed economies, the Reserve Bank of India (RBI) increased the repo rate on multiple occasions since May 2022 amounting to a cumulative increase of 250 bps in FY 2023. These efforts managed to bring retail inflation below the upper tolerance target set by the RBI in November-December, 2022 before breaching the threshold of 6% in January-February, 2023. In the most recent review, the Monetary Policy Committee unanimously decided to keep policy repo rate unchanged.

Purchasing Managers' Index manufacturing remained robust at 56.4 in March 2023 recording expansion for 21st consecutive month. PMI services also remained in the expansion zone at 57.8 in March 2023 and February 2023 witnessed the strongest expansion in 12 years at 59.4 driven by favourable demand conditions and new business gains.

India continues to maintain its position as one of the fastest growing economies backed by robust domestic demand, fiscal expenditure and healthy corporate profits. As per IMF, real GDP growth in India during FY 2024, is expected to be **5.9%**.

India - GDP growth (%)



Source: IMF Estimates (April 2023)

**projected

Industry overview

Global aviation industry

Global aviation is on a path of recovery from the pandemic years. The swift reopening of air transport markets over the course of CY 2022 was matched by the appetite for travel among consumers across most parts of the globe.

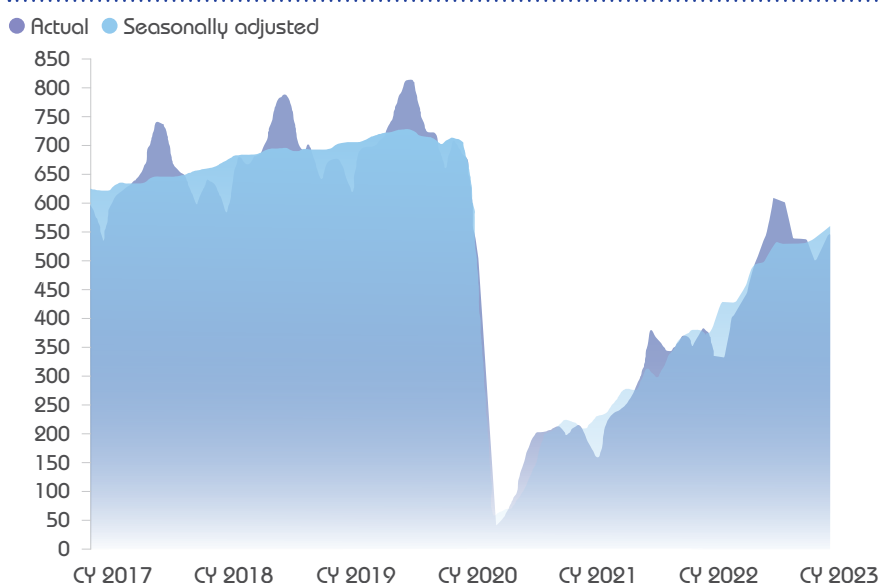
In CY 2021, the recovery of demand from the pandemic years was driven primarily by large domestic markets. During CY 2022, the global aviation industry inched up further on its road to recovery despite operating in a challenging macroeconomic environment on the back of inflationary pressures, rising interest rates and rising fuel prices. The continued recovery was observed in intra-Europe, Americas and Transatlantic traffic, which was significant (nearing CY 2019 levels) despite the Omicron wave at the start of the year.

As per International Air Transport Association, recovery in global air transport demand for the CY 2022, as measured by Revenue Passenger Kilometres (RPK), stood at 68.5%

compared to the CY 2019. This was primarily due to removal of travel restrictions and vaccine rollouts in densely populated nations. Air cargo capacity measured by Available Cargo Tonne Kilometres (ACTK) bounced back remarkably well, though it remained below the pre-pandemic level.

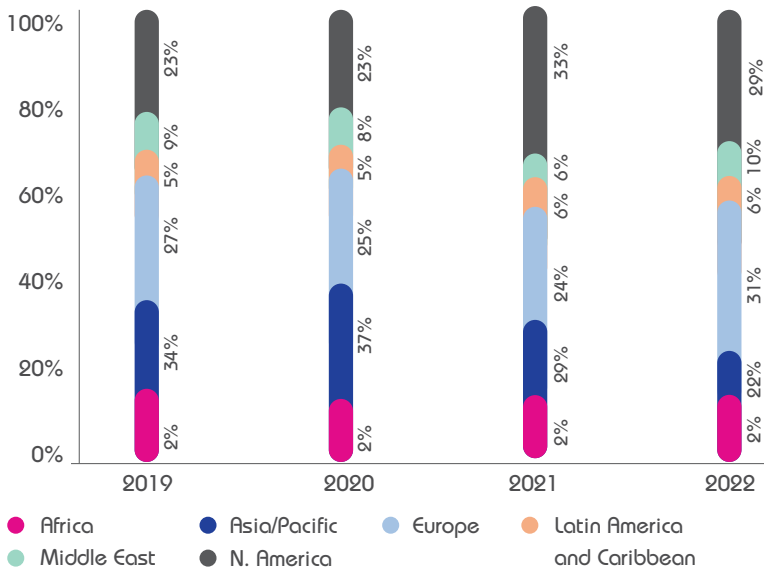
Global air passenger volumes (RPKs)

(billion per month)



Source: IATA Economics, IATA monthly statistics

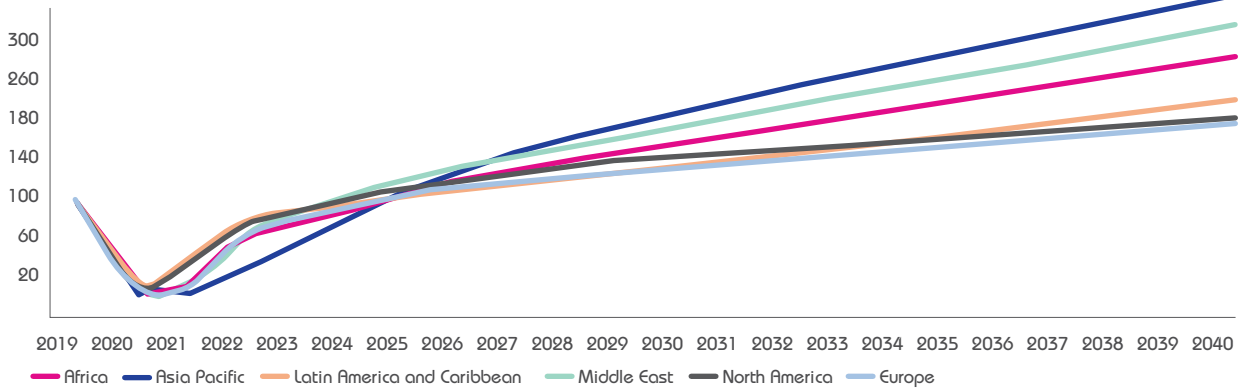
Regional shares of global RPKs, 2019-2022 (January-October)



While certain regions may witness a slowdown, the pent-up demand and greater demand for travel imply that CY 2023 will continue to see a robust worldwide recovery, with Asia, in particular, driving significant growth and opportunities in the global aviation industry. The desire and need to travel by air remain strong therefore robust demand will be a common occurrence wherever travel restrictions are taken down, and routes are re-opened. According to IATA, global passenger demand is predicted to reach 85.5% of CY 2019 levels in CY 2023, up from 68.5% in CY 2022.

Source: IATA Economics, IATA Monthly Statistics

Regional passenger forecasts



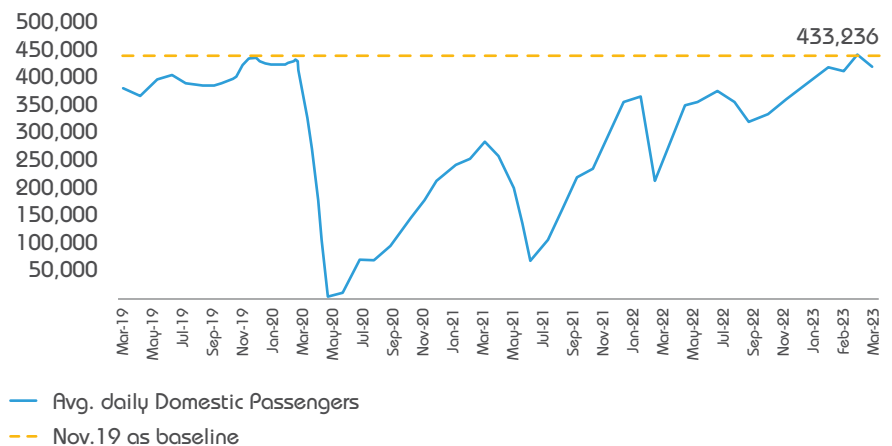
Source: IATA, Tourism Economics Air Passenger Forecasts (index 2019=100)

Indian aviation sector

After two years of muted operations, the Indian aviation is showing recovery as air traffic climbed by 69% year-over-year to 161 million passengers in FY 2023. Further, domestic traffic reached pre-Covid-19 levels in February 2023, demonstrating strong turnaround from the dampened travel sentiment witnessed due to the pandemic.

India is now the world's third-largest domestic aviation market, trailing only the United States and China. Indian aviation is expected to undergo massive expansion and transformation in the years to come on the back of strong economic growth, favourable demographics, and infrastructure investments.

Average Daily Domestic Passengers



Source: DGCA



3rd Largest

Domestic aviation market in the world



161 million

Passengers in FY 2023 up by 69% as compared to FY 2022

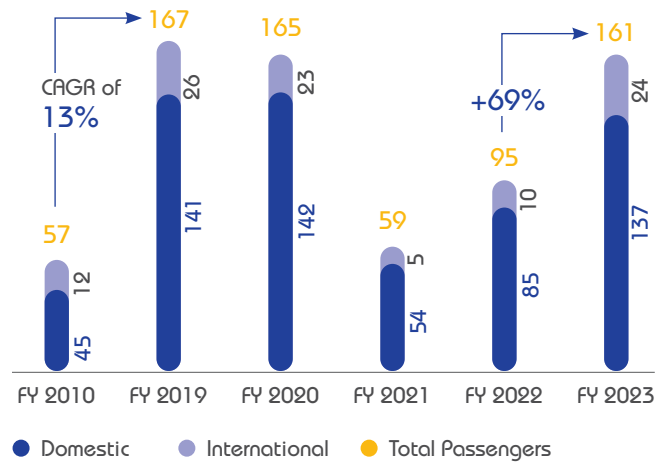


13%

Passenger traffic growth (FY 2010 - FY 2019)

Number of passengers

(in millions)



Source: DGCA, for domestic airlines



Growth drivers



Under penetration and favourable demographics

India's domestic passenger market witnessed an impressive

13% CAGR over FY 2010 – FY 2019, yet India still remains highly underpenetrated in terms of air travel. With rise in disposable incomes, rapid urbanisation and increase in working class population, the growth in the demand for air travel is expected to persist.



Pivotal role of Tier 2 and Tier 3 cities

Historically, economic activity in India was mainly concentrated in a small number of cities primarily categorised as Tier 1. Greater spread of economic activity, rising income levels and expanding population in Tier 2 and Tier 3 cities are providing for a noticeable shift in this concentration. In line with this development, the Ministry of Civil Aviation (MoCA) is focusing on expanding and modernising the aviation network in Tier 2 and Tier 3 cities. IndiGo remains committed to enhance connectivity to these Tier 2, and Tier 3 cities.



Expansion of regional connectivity

Under the UDAN scheme, the Government of India plans to develop

100 new airports by 2024 and operationalise

1,000 regional routes.

Airlines are deploying new capacity to these previously unexplored and inaccessible destinations and routes. Union Budget allocation for the FY 2024 for the Regional Connectivity Scheme ('UDAN') amounted to Rs. 1,244.07 crore. Till March 31, 2023, more than c.12 million passengers have travelled as beneficiaries of this initiative.

*Including order of 500 aircraft placed on June 19, 2023



Increased investment in infrastructure

The Government of India has also announced plans to invest Rs. 1 trillion on airport development and modernisation over the next five years. In addition, the government plans to increase the number of airports from

140 to 220 by 2025.

Inauguration of two major secondary airports such as the Noida International Airport and Navi Mumbai International Airport, will add substantial capacity to the already congested primary airports in Delhi and Mumbai respectively. With a keen interest from the private sector, it is evident that both the government and business sector are making significant investments in airport infrastructure in India. This will improve airport facilities, increase capacity, and enhance the overall passenger experience, thereby driving growth in the aviation industry.



Investments in capacity

Compared to an operational fleet of around 600 aircraft at the end of FY 2023, it is estimated that a fleet of

4,000 aircraft would

be needed in India within the next two decades to match anticipated growth in demand. Currently, the domestic players collectively have an outstanding order book of c.1,800 aircraft, which is expected to support some of this expected growth in demand.

[Source: CAPA and Cirium]



Huge potential in international market

A large chunk of outbound and inbound international passenger demand in India is currently catered to by foreign carriers via international hubs, which in turn presents an opportunity for domestic carriers to capture a higher share of this fast-growing market.

Company overview

Incorporated in 2006, IndiGo is the largest airline in India with 1,800+ daily flights covering 78 domestic destinations and 26 international destinations. IndiGo's purpose is giving wings to the nation, by connecting people and aspirations.

Within a span of 16 years, IndiGo has become the 7th largest airline in the world measured by daily departures and the first Indian airline with a large fleet of 300+ aircraft. With its four customer promises — affordable fares, on time performance, courteous and hassle-free service and an unparalleled network — IndiGo is one of the most reliable airlines in the world.

In this post Covid-19 world, IndiGo seeks to build on its success story with its three pillars of growth strategy – Reassure, Develop and Create. IndiGo's vision is to be India's preferred airline for connectivity in and with India, and by doing so, being one of the leading airlines in the world.



Company outlook

The Indian economy is expected to grow strongly in the coming years and aviation will play a pivotal role in this growth. Having been through a period of robust growth since its inception, IndiGo's future is full of attractive opportunities.

IndiGo serves 104 destinations and connects c.500 direct city pairs. It provides an unparalleled reach connecting people and aspirations. In addition to being a leading player in the domestic market, IndiGo has an increased focus on international markets. Going forward, IndiGo will leverage its simple yet well-executed product and an unparalleled network to make international expansion as the next leg of its growth. Further, IndiGo has strategic partnerships with seven international airlines and continues its discussions with more global airlines.

The Company remains conscious that low operating costs complemented with a well-executed product and fleet strategy are fundamental to success in the airline business. IndiGo will continue to keep these at the core of its strategy while building capabilities to serve more customers year-

on-year, staying true to its goal of 'Giving Wings to the Nation'. With a large order book of aircraft, including XLRs, and investments in people, processes and technology, IndiGo aspires to double in scale and size by the end of this decade.



Operational highlights

Particulars	FY 2023	FY 2022	% change
ASK (in millions)	114,359	70,386	+62.5%
APK (in millions)	93,889	51,774	+81.3%
Passenger Load Factor (%)	82.1%	73.6%	+8.5 pts
Number of passengers (in thousands)	85,591	49,803	+71.9%
Block hours	1,138,263	740,575	+53.7%
Number of destinations served as of the period end*	100	88	+13.6%
Total number of flights	597,829	402,353	+48.6%
Number of aircraft at period end	304	275	+10.5%

*Operational destinations

Financial highlights

Particulars	FY 2023	FY 2022	% change
EBITDAR Margin	13.4%	4.4%	9.0 pts
Net Profit Margin	-0.6%	-23.8%	23.2 pts
RASK (₹)	4.80	3.73	29.0%
CASK (₹)	4.83	4.60	5.0%
CASK Ex-Fuel (₹)	2.76	3.22	-14.3%
Return on Net Worth*(%)	NA	NA	NA

*This ratio is non-determinable due to negative net worth which is on account of losses of current and previous years.



Financial performance

Income

Passenger ticket revenue: Passenger ticket revenue increased by 119.3% from Rs. 219,715.94 million in FY 2022 to Rs. 481,743.71 million in FY 2023.

Revenue from ancillary products and services: Revenue from ancillary products and services primarily include cargo, excess baggage, special service requests, ticket modification and cancellation, in-flight sales and tours. Revenue from ancillary products and services increased by 47.6% from Rs. 36,861.26 million in FY 2022 to Rs. 54,415.21 million in FY 2023.

Other income: Other income is primarily comprised of financial income on cash and other non-operating income. Other income increased by 97.8% from Rs. 7,255.98 million in FY 2022 to Rs. 14,349.65 million in FY 2023.

Revenue per Available Seat Kilometre (RASK): RASK increased by 29.0% from Rs. 3.73 in FY 2022 to Rs. 4.80 in FY 2023, driven by increase in yields and passenger load factors.

Expenses

Total expenses increased by 71.2% from Rs. 328,102.09 million in FY 2022 to Rs. 561,858.03 million in FY 2023.

Aircraft fuel expenses: Aircraft fuel expenses increased by 143.9% from Rs. 96,952.36 million in FY 2022 to Rs. 236,460.17 million in FY 2023, against 62.5% increase in capacity, primarily due to increase in ATF prices.

Aircraft ownership cost: Aircraft ownership cost comprises of aircraft and engine rentals, supplementary rental and aircraft maintenance cost, depreciation and amortization, and net interest expense. Aircraft ownership cost increased by 16.9% from Rs. 133,914.19 million in FY 2022 to Rs. 156,609.64 million in FY 2023.

Employee benefits expense: Employee benefits expense increased by 37.5% from Rs. 34,864.43 million in FY 2022 to Rs. 47,947.52 million in FY 2023.

Foreign exchange (gain)/loss: Foreign exchange losses increased from

Rs. 9,408.38 million in FY 2022 to Rs. 29,597.73 million in FY 2023.

Other expenses: Other expenses increased by 72.9% from Rs. 24,563.07 million in FY 2022 to Rs. 42,469.61 million in FY 2023.

Cost per Available Seat Kilometer (CASK): CASK increased by 5.0% from Rs. 4.60 in FY 2022 to Rs. 4.83 in FY 2023, primarily driven by increase in fuel cost and foreign exchange, offset by higher capacity deployment.

The Company reported a net loss of Rs. 3,057.89 million in FY 2023 against a net loss of Rs. 61,618.45 million in FY 2022.

Balance sheet

IndiGo's total cash increased by 28.5% to Rs. 234,243 million as of March 31, 2023, comprising of free cash of Rs. 121,948 million and restricted cash of Rs. 112,295 million. Total debt for the Company was Rs. 448,542 million, including capitalised operating lease liability of Rs. 415,477 million, as of March 31, 2023.

Risk management

The Company has adopted a robust risk management policy, approved by the Board of Directors, to identify, evaluate and mitigate business risks and protect stakeholder interests.

Set forth below are some of the risks that may potentially have an adverse impact on business, financial results, and performance outlook, along with the initiatives taken by IndiGo to mitigate their impact.

- **Operational issues with aircraft engines:** IndiGo has been experiencing supply-chain issues related to the availability of spare engines for its NEO aircraft, which has impacted its operations. Failure to obtain timely deliveries of essential aircraft parts, such as spare engines, can materially impact its financials.

IndiGo is working closely with airframe and engine manufacturers to ensure there is minimum economic and operational impact. Additionally, to meet the interim

operational challenges, IndiGo has taken various measures such as lease extension of aircraft due to be redelivered, deferring phasing out of CEOs, getting aircraft on ACMI, etc. to reduce operational disruptions.

- **Competition in the airline industry:**

The airline industry is highly competitive. IndiGo faces competition from other low-cost carriers, as well as full-service carriers that operate on similar routes.

To remain competitive, IndiGo continually focuses on cost leadership, industry-leading customer service and on-time performance. In addition, IndiGo continues to work on launching new markets and flights which enhance connectivity across the network. IndiGo also optimises its schedule to maximise the utilisation of its assets.

IndiGo's codeshare partnership with leading global airlines gives the customers added flexibility and comfort and helps to extend reach beyond its directly served

destinations. Additionally, a digital transformation journey is underway in IndiGo including personalising digital experience for customers, adding AI driven capabilities and adopting world class digital platforms. Further, IndiGo is in the process of launching a customer loyalty programme.

- **Pandemic risk:**

An outbreak of a communicable disease (as with the recently witnessed Covid-19, pandemic) across the globe causes air travel to inevitably become the subject of governmental or regulatory restrictions and limitations, due to the potential adverse impact on infection rates caused by unrestricted movement of people. Global and national efforts to limit the spread of any pandemic can result in cessation or disrupted operations, which can potentially lead to erosion of IndiGo's reputation and decrease in demand for travel. The adverse impact of Covid-19, or possible outbreaks of any other pandemic or similar public health threat in the future can significantly affect operations and result in financial losses.

IndiGo is committed to ensure safety of its customers and employees at the forefront. During Covid-19, IndiGo acted in accordance with applicable national and international guidelines and regulations (including implementing Covid-19 behaviour protocols such as wearing of face masks, PPE kits for customers, employees including crew, as applicable) in order to ensure the safety of its customers and employees. It follows well-established SOPs and has robust systems to deal with any unforeseen outbreak. IndiGo's strong focus on cost-control, maintaining a large, modern and efficient fleet, and its wide network allow the airline to weather such unexpected calamities better than most competitors.

- **Exceptional variation in fuel prices:**

Aircraft fuel expenses are the most significant expense of IndiGo's total



cost. The price of fuel can vary due to numerous economic and political factors and events that govern them. IndiGo's operating results are negatively impacted by any adverse movement in fuel prices.

Almost 80% of IndiGo's fleet comprises NEOs which are c.15% more fuel efficient compared to the A320 CEOs. IndiGo maintains a young fleet resulting in lower fuel consumption. Additionally, higher seats in NEO family aircraft help in reducing fuel CASK.

Further, IndiGo focuses on improving fuel efficiency of its fleet to bring down the operating costs. The Company also adopts various fuel-efficient practices such as single engine taxi and optimising flight path.

- **Adverse movement in foreign exchange:**

IndiGo's costs including aircraft and engine lease rentals, aircraft and engine maintenance, and aircraft insurance are denominated in foreign currency. Adverse movement in foreign exchange may impact profitability.

The currency movement and its impact on the profitability is regularly monitored. Further, IndiGo is focused on enhancing its international operations along-with adding global strategic partnerships. This will enable it to increase revenue in foreign exchange that will offset its currency exposure. Also, the foreign exchange liability, owing to supplementary rental liability, is partially hedged by deposits maintained in foreign currency.

- **Environmental, social and governance risk:**

As the focus of government and regulatory organisations on environmental impact of air travel has increased, there are risks of higher costs levied on the industry to offset its carbon footprint. Beyond carbon emission, other sustainability efforts such as noise mitigation and waste management have been gaining increased focus from various stakeholders. As more institutional investors are considering ESG as a factor when making investment

decisions, this could result in lower investment appetite in the aviation sector in general.

The Board and the Management of the Company have embraced ESG as a strategic priority. ESG is being integrated formally in each of the functional aspects of the operations. IndiGo has made pioneering efforts by being one of the first airlines in the world to invest in latest technology aircraft NEOs which are c.15% more fuel efficient than the old generation aircraft. IndiGo also operates a very young fleet with average fleet age around 3.5 years. As a result, the carbon and noise footprint are among the lowest in the world.

IndiGo is an equal opportunity employer, and its gender mix compares with global peers. Taking a lead in efforts towards ensuring a gender neutral workplace, it has the largest number of women pilots globally. The Company's unparalleled network provides connectivity to multiple regional cities. IndiGo connected 56 city pairs and flew more than 8 lakhs passengers last year under UDAN scheme in FY 2023. This effort to link remote stations via air connectivity serves a national and societal need.

IndiGoReach, is the CSR arm of the Company through which programmes are implemented to contribute towards the objective of sustainable development for communities. IndiGo's CSR strategy has four focus areas which covers children and education, women empowerment, environment- friendly initiatives, and heritage. Further, various governance measures are in place in IndiGo, which are being continually monitored and improved upon.

IndiGo is also guided by a roadmap for ESG, beginning with an industry-relevant ESG report, published alongside this annual report, which catalogues a wide range of initiatives across the three dimensions of ESG. IndiGo's management and Board are firmly convinced that its ESG efforts will deliver a strategic advantage, whereby all stakeholders will come to perceive IndiGo as a responsible airline of our times.

- **Inability to recruit and retain key talent:**

IndiGo's business requires it to attract and retain highly skilled, dedicated, and efficient management personnel and other critical employees. Any shortfall in the availability or inability to hire, train or retain qualified employees may have an adverse impact on operations and growth plan.

To maximise talent retention, IndiGo has a progressive Human Resource policy and a succession plan in place for crucial leadership positions. Additionally, to ensure there is no shortfall of crew, the Company has developed a manpower planning process which is complemented by IndiGo's recruitment and training teams.

For critical functions like Engineering and Flight Operations, IndiGo has in place trainee programmes that continue to hone the skills of our employees. IndiGo's state-of-the art learning academy, ifly, continues to be at the forefront of training to deliver an aviation-ready workforce. These initiatives, backed by the fast-growing population of job seekers in India, will allow IndiGo to access and develop the talent pool for its operations.

- **Employee related risks:**

Labour actions and strikes can cause disruption to operations and profitability. This may also lead to negative impact on employee relations and morale.

IndiGo engages in multiple programmes to develop talent and builds employee connect through a structured process including surveys. With '6e Speaks' — a quarterly pulse feedback programme — IndiGo aims to get inputs and feedback on engagement levels of its employees and based on the insights from the survey, consistent actions are taken to mitigate this risk. Further, it has implemented rewards and recognition programmes to boost

employee morale and honour the most valued employees.

IndiGo is also taking several initiatives to ensure physical and mental well-being of its employees with the launch of IndiGood Life. IndiGo believes that an organisation that listens to and cares for its employees will benefit from an empowered and motivated workforce.

- **Airline safety:**

Incident or accident leading to personal injury and/or loss of life, damage to aircraft, increasing cost due to global aviation incidents can affect the Company negatively.

Safety management is a key priority at all levels at IndiGo. The Company has a well-defined safety management system which is based on a strong safety policy, safety risk management, safety assurance processes and safety promotion.

IndiGo tracks a monthly report on major flight operations and other operational performance and incident trends, as well as other multiple Safety Performance Indicators on a regular basis. It also conducts safety audits regularly. Additionally, IndiGo is a member of IATA Incident Data Exchange Programme, to ensure its safety performance is at par with, or ahead of, global peers. In summary, a modern fleet, operated by well-trained professionals and governed by technology-enabled operations will contribute to improved safety performance.

- **Airline security:**

IndiGo's response/ preparedness for aircraft hijacks, as well as insider threats, such as exploitation, tampering, fraud, espionage, theft, and sabotage due to malicious intention (internal/ external).

As a security measure, IndiGo does thorough background checks of all employees who have access to restricted areas. The Company has a Vigilance Team at all major stations to prevent theft, fraud, and malicious

intent which conducts spot-and- top checks, including random screening of staff and surprise check of AEP (Airside Entry Permit). It conducts periodic background verification during the AEP renewal process. It also has an approved security programme which has SOP's to deal with hijack and other security contingencies and works closely with Civil Aviation Security (BCAS - Regulator), Central Industrial Security Force (CISF), and the police. IndiGo also has a dedicated trained team for 'Emergency Response', which is adept to deal with any emergency in accordance with laid down procedures.

- **Breaches in IT/ Cybersecurity:**

Airlines are heavily dependent on IT and complex network technology. These complex systems and technologies are subject to interruptions and delays caused by catastrophic events, acts of war or terrorism, power loss, computer and telecommunications failures, cyberattacks and security breaches and similar events or disruptions. Any such system interruptions or security breaches may disrupt normal business operations, potentially leading to loss of business, subjecting us to data breach, and can result in multi-pronged impact including regulatory actions, operational interruption, reputation loss, intellectual property loss and so on.

IndiGo takes the cybersecurity threat diligently. Its cybersecurity structure is aligned with industry standards such as National Institute of Standards and Technology and ISO/IEC 27001. It follows the 'Defence in Depth' approach to cybersecurity and has implemented controls for prevention, detection, and response to cyberattacks. IndiGo is continuously updating its technology and improving its processes and protocols to maintain and evolve its cybersecurity framework.

- **Changes in the Government regulations:**

The Civil Aviation industry in India is regulated by the MoCA, including BCAS, the Directorate General of Civil Aviation (DGCA), the Airports Authority of India (AAI), and the Airports Economic Regulatory Authority (AERA) of India. The regulations are extensive, complex and cover all major aspects of airline business and operations, including training, licenses, aircraft acquisitions, routing and passenger facilitation and so on. Any changes in such regulations, or the imposition of additional restrictions and conditions, can affect business and operations.

IndiGo keeps itself abreast of all regulatory changes and ensures timely compliance, as amended from time to time. The Company maintains close communication with the regulatory authorities and airports to provide its customers a safe, seamless, timely and affordable domestic and international air travel. IndiGo is a member of the Federation of Indian Airlines which works as an industry forum for voicing and submitting concerns/response of its airline members in policy and regulatory matters relating to the Aviation industry.

- **Reputation risk:**

IndiGo is exposed to reputation damage if any of its aircraft is subject to an emergency, accident, terrorist incident or any other disaster. Further, any adverse experience or harm arising to customers or vendors, can also potentially lead to damage to IndiGo's reputation.

To effectively manage any adverse event, IndiGo has a detailed crisis response mechanism which clearly outlines the flow of communication and protocols. IndiGo also has a dedicated emergency response team, and processes and procedures in place to immediately handle such events.

Human resources

As a purposeful organisation, IndiGo truly believes in the value of having motivated people to deliver superior customer satisfaction. The process starts at recruitment where IndiGo seeks to attract diverse and highly motivated aspirants through a structured process. The recruitment team evaluates the knowledge, skills, and abilities of the candidates and conducts aptitude, language, and psychometric tests.

The Company constantly reviews its business priorities and supports the workforce with the required skills, knowledge, mindset, and tools to stay ahead in meeting customer expectations. It continues to execute learning through digital platforms, classroom sessions and practical orientation at the airports and on the aircraft.

IndiGo's learning academy 'ifly' is entrusted with creating the IndiGo spirit, enriching IndiGo culture and training employees on business priorities and future leadership behaviour. For example, programmes such as 'Career Buddies' support aspiring employees in making the right career decisions within the organisation, creating a culture of growth. 'Leadership Runway', a professional skill development programme for senior cabin crew, equips them with highly transferable skills for future roles within the organisation. Beyond these, ifly continues to develop hundreds of cabin crew via new employee training, as well as refreshers on an ongoing basis.

IndiGo has several programmes aimed at developing pilots from within the organisation and from its employees' families. '6e Family Fly', is a programme aimed at supporting members of its employees' families to be pilots, and '6e Fly High' is aimed at supporting its own employees desirous of becoming pilots. With its steady induction of graduating 'Cadet Pilots' and continuous programme of internal promotions to Captain positions, IndiGo believes that it has a robust practice of developing pilot talent, something that is key to the Company's future.

With the changing environment, IndiGo draws inputs from '6ESpeaks'- the employee engagement survey, on an annual and quarterly basis and devises action plans based on these inputs.

IndiGo continues to promote diversity and inclusion in the workplace. For this, we create learning programmes and awareness campaigns to help employees understand the qualities of inclusive leaders and recognise biases that take place in critical processes like hiring and career progression. Also, we demonstrate the appropriate way to deal with people of different backgrounds. IndiGo has 269 women in people management roles and 643 women pilots as of March 31, 2023, making it the airline with the most female pilots in the world. As a part of IndiGo's inclusivity agenda, it has launched IndiGo take Off 2.0 that invites and encourages women who have taken career breaks to return to work. In addition, it also has about 86 employees with disabilities. IndiGo hopes to onboard 100 more people with disabilities in FY 2024.

IndiGo's commitment to a high trust, high performance culture has been reinforced with IndiGo being certified as a 'Great Place to Work' by the Great Places to Work Institute for three years in a row, since IndiGo restarted participation in CY 2021. This further strengthens its position as one of the best workplaces in India, offering a safe and inclusive work environment.

IndiGo has recently launched 6E Breez — the revamped intranet platform which allows employees to stay abreast with the latest Company updates, get access to special discounts, offers and experiences. A common platform for information related to IndiGo employees.

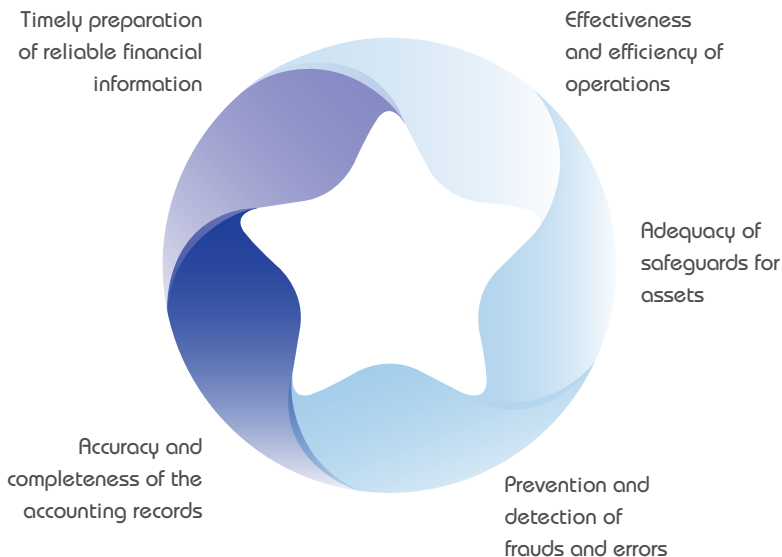
As of March 31, 2023, IndiGo employed a dynamic set of 32,407 employees, which included 4,407 pilots and 8,567 cabin crew.



Internal control systems and their adequacy

IndiGo has put in place adequate internal control systems commensurate with its size of operations. IndiGo's internal control procedures are frequently reviewed and updated to ensure compliance with various policies, practices, and statutes in keeping with the organisation's pace of growth and increasing complexity of operations. IndiGo maintains a system of internal controls designed to provide reasonable assurance regarding the following:

An independent internal audit (employing globally acclaimed firm) is carried out to ensure the adequacy of the internal control system and adherence to policies and practices. The scope of the internal audit activity is guided by the annual audit plan, which is approved by the Audit Committee of the Board. The Audit Committee of the Board of Directors regularly reviews the reports submitted by the independent internal auditor and the adequacy and effectiveness of internal controls.



IndiGo takes a digital flight

The digital transformation journey is well underway at IndiGo. A massive project portfolio of digital projects is currently at various stages of execution, aimed at rapidly digitising IndiGo's end-to-end business processes, with state-of-the-art architecture and technology. World class, cloud native and industry standard platforms are being deployed to digitise core airlines processes and programmes such as Hire to Retire, Airport workforce planning and management, Procure to Pay, Electronic Flight Briefing for flight crew, Customer Relationship Management, Training Management, Interlining, Codeshare and several other. This will ensure IndiGo has a solid, future ready, digital foundation at the core.

The complete overhaul and re-write of IndiGo's direct channels (Website and

Mobile) is nearing closure. This will enable IndiGo to rapidly respond to customer needs, personalise the digital experience and power an experimentation capability that allows sensing customer preferences and real-time feeding them into product development pathways. Our goal of delivering our customers a hassle-free and delightful experience will be bolstered with these new digital initiatives.

6E Breez, IndiGo's digital employee experience platform has been launched, not only providing 1-click employee services but also curated e-commerce deals, exclusively for IndiGo's staff. An Enterprise Data Hub programme has been launched to build IndiGo's data, analytical and AI capability, establish data as an enterprise asset, deliver business insights and analytics at speed, and enable

AI driven differentiating competitive capabilities. IndiGo's marketing has adopted a 'digital first' strategy and approach. Innovative marketing assets such as 6E Tours, Made in IndiGo, Love You Too and others, help build a strong engagement and emotional bond with IndiGo customers. Apart from this, foundational work has commenced for IndiGo's loyalty programme, experimenting with new digital business models as well as engaging with the tech start-up ecosystem.

IndiGo's digital flight had a robust lift off this year and is now surging ahead at Mach speed.

Cautionary statement

Certain statements in the Management Discussion and Analysis section concerning future prospects may be forward-looking statements which involve a number of underlying identified / non-identified risks and uncertainties that could cause actual results to differ materially. In addition to the foregoing changes in the macro-environment, global pandemic like Covid-19 may pose an unforeseen,

unprecedented, unascertainable and constantly evolving risk(s), inter-alia, to the Company and the environment in which it operates. The results of these assumptions made, relying on available internal and external information, are the basis for determining certain facts and figures stated in the report. Since the factors underlying these assumptions are subject to change over time, the estimates on

which they are based, are also subject to change accordingly. These forward-looking statements represent only the Company's current intentions, beliefs or expectations, and any forward-looking statement speaks only as of the date on which it was made. The Company assumes no obligation to revise or update any forward-looking statements, whether as a result of new information, future events, or otherwise.

On behalf of the Board of
InterGlobe Aviation Limited

Dr. Venkataramani Sumantran
Chairman
DIN: 02153989

Mr. Anil Parashar
Director
DIN: 00055377

Date: May 18, 2023
Place: Gurugram



Report of the Board of Directors

Dear Members,

Your Board of Directors are pleased to present the 20th Annual Report of InterGlobe Aviation Limited ("Company" or "we" or "IndiGo") along with the audited financial statements for the financial year ended March 31, 2023 ("FY 2023"). Wherever required, the consolidated performance of the Company and its subsidiary has also been provided.

1. Financial Results

The standalone and consolidated financial highlights of the Company's operations are summarised below:

(Rupees in million, except earnings per share)

Particulars	Consolidated		Standalone	
	FY 2023	FY 2022	FY 2023	FY 2022
Revenue from operations	544,464.53	259,309.27	544,464.53	259,309.27
Other Income	14,349.65	7,255.98	14,314.35	7,245.42
Total Income	558,814.18	266,565.25	558,778.88	266,554.69
Profit/ (Loss) before Tax	(3,043.85)	(61,536.84)	(3,167.16)	(61,710.25)
Current Tax	(14.04)	(4.12)	-	-
Deferred Tax Credit/ (Charge)	-	(77.49)	-	-
Profit/ (Loss) after Tax	(3,057.89)	(61,618.45)	(3,167.16)	(61,710.25)
Other Comprehensive Income / (Loss) net of Tax	77.24	10.65	92.60	29.65
Total Comprehensive Income/ (Loss)	(2,980.65)	(61,607.80)	(3,074.56)	(61,680.60)
Earnings per equity share of the face value of Rs. 10 each				
Basic (Rs.)	(7.93)	(160.01)	(8.22)	(160.25)
Diluted (Rs.)	(7.93)	(160.01)	(8.22)	(160.25)

2. Company's Performance

On a consolidated basis, we achieved a total income of Rs. 558,814.18 million for FY 2023, higher by 109.6% over the previous year's total income of Rs. 266,565.25 million. We reported a net loss of Rs. 3,057.89 million for FY 2023 against a net loss of Rs. 61,618.45 million for the previous year.

On a standalone basis, we achieved a total income of Rs. 558,778.88 million for FY 2023, higher by 109.6% over the previous year's total income of Rs. 266,554.69 million. We reported a net loss of Rs. 3,167.16 million for FY 2023 against a net loss of Rs. 61,710.25 million for the previous year.

3. Performance of Agile Airport Services Private Limited ("Agile" or "Subsidiary Company")

Agile is a wholly owned subsidiary of IndiGo and is engaged in the business of providing ground handling and other allied services to IndiGo at various airports in India.

The total income of Agile for FY 2023 was Rs. 5,124.66 million, higher by 37.8% over the previous year's total income of Rs. 3,719.09 million. The net profit was Rs. 109.27 million indicating an increase of 19% over net profit of Rs. 91.80 million for FY 2022. Pursuant to Section 129(3) of the Companies Act, 2013 ("Act") read with Rule 5 of the Companies (Accounts) Rules, 2014, as amended from time to time, a statement containing the details of performance and salient features of the financial statements of the Subsidiary Company in form AOC -1 is annexed to the consolidated financial statements.

In compliance with the provisions of Section 136 of the Act, the audited financial statements of Agile are uploaded on the Investor Relations section of the website of IndiGo at <https://www.goindigo.in/content/dam/goindigo/investor-relations/subsidiary-financials/2022-23/Financial-Statements-Agile-FY-22-23.pdf>.

The Company has adopted a policy for determining material subsidiaries pursuant to Regulation 16(1)(c) of the SEBI (Listing Obligations and Disclosure Requirements) Regulations, 2015 ("SEBI LODR Regulations") which is available on the Investor Relations section of the website of IndiGo at <https://www.goindigo.in/content/dam/goindigo/investor-relations/policies/2021/InterGlobe-Aviation-Limited-Policy-on-Material-Subsidiary.pdf>.

We have no material subsidiary as on date.

4. Operational Performance

A. Operations and growth

IndiGo operated 1,815 (1,796 Scheduled, 18 Military, 1 Pax Charter) peak daily flights and carried over 85.59 million passengers during FY 2023 compared to 1,574 peak daily flights and 49.80 million passengers in FY 2022. Passenger Load Factor increased from 73.6% in FY 2022 to 82.1% in FY 2023. Total flights operated increased from 402,353 in FY 2022 to 597,829 in FY 2023.

IndiGo operated:

- Scheduled services to 104* destinations, including 7 new destinations
- 456 cargo flights
- 2,854 charter flights (2,681 Military Charter and 173 Pax Charter)

*Operations to 4 destinations are yet to resume (CAN, CTU, HKG and RGN)

B. Inducting aircraft and procedures to save fuel

Our fleet, as on March 31, 2023, consists of 162 Airbus 320 NEO, 79 Airbus 321 NEO, 21 Airbus CEO, 39 ATR aircraft, 2 A321 Freighters (P2F) and 1 B777 (damp lease). During FY 2023, we inducted 47 new fuel-efficient Airbus NEO powered by CFM LEAP-1A engines, 4 ATR Aircraft, 2 P2F and 1 B777.

IndiGo ranked No.1 for On-Time Performance (OTP) of 86.8% for FY 2023 on DGCA metros. IndiGo also achieved technical dispatch reliability of 99.9%, as published by Airbus for FY 2023.

The Air Operating Certificate of the Company, which was due for renewal in August 2022, has been renewed for another five years (i.e. up to August 2027). IndiGo has obtained Extended Diversion Time Operations (EDTO) for 120 minutes from the Director General of Civil Aviation (DGCA) to fly on direct routes oversea for 120 minutes on A320 family aircraft. This would help in achieving shorter routes and result in fuel saving.

C. Operational initiatives

We established yet another industry benchmark with a new initiative on enhancing customer experience introduced on our 16th Anniversary. This was a third ramp to disembark passengers on arrival in order to reduce the disembarkation time and IndiGo is the first carrier in the world to introduce this service. This initiative saves an average of 3 minutes per flight and in turn improves the turnaround time for the aircraft. The implementation has helped us save 6.75 hours every day which can go towards more efficient aircraft utilisation.

IndiGo was the first organisation within India to receive DGCA approval for initial and recurrent training for the implementation of Competency Based Training and Assessment (CBTA) and Evidence Based Training (EBT). CBTA uses scenario-based training for more realism and facilitation techniques by the instructor to support the pilot's development and enhances the pilot's competence to demonstrate the right skills. This was implemented in line with International Civil Aviation Organisation (ICAO) and International Air Transport Association (IATA) standards to develop resilience amongst the pilots, which was required to tide over the last two years. This reaffirms our commitment towards the adoption of industry-leading initiatives to enhance safety and our training standard.

IndiGo is the first airline to get regulatory approval and successfully completed a Localizer Performance with Vertical Guidance (LPV) approach on ATR using the indigenous GAGAN Satellite to land at airports with no navigational infrastructure.

The Company continues its digitalisation journey with the aim of enhancing operational efficiency. IndiGo becomes the first organisation to Go-Live with the Direct and Automatic Data Transfer of flying hours from our crewing systems to the eGCA Pilot Logbook Portal. With this initiative, our pilots no longer need to maintain and carry physical logbooks. We are also in the process of attaining DGCA approval and launching the 'AvioBook' Electronic Flight Folder – an integrated digital solution to optimise the entire flight operation, enhancing safety and improving decision-making and operational efficiency, along with reducing the weight onboard.

We continue to take additional measures to enhance fuel efficiency by inducting Fuel Monitoring and Management Software and improving current measures such as Fuel tankering, straightening of routes, onboard weight reduction, and pilot awareness.



During the year we invested in 16 Combo Units (Air-conditioning unit + Ground power unit) that has helped us save more than 10,000 working hours on the Auxiliary power unit powered by ATF, resulting in cost savings of Rs. 105.30 million.

We have got into an agreement to take 2 Boeing 777 aircraft from Turkish Airlines on a damp lease to increase the capacity on the Istanbul route. 1 B777 is deployed on the DEL-IST-DEL route, effective February 1, 2023.

The Company ensured best-in-class onboard service by keeping customers at the centre of all its decisions.

We enhanced employment opportunities by successfully selecting and onboarding over 3,900 cabin crew across India.

We ensured strict enforcement of regulatory Covid-19 guidelines with follow-up review mechanisms to ensure continued implementation.

In FY 2023, IndiGo continued to focus on contactless travel experience at the airports. IndiGo increased the passengers' awareness on how they can web check-in, pay for all ancillary products, add print baggage tags from home and process awareness videos. These initiatives ensured that nearly 50% of our customers used the self-check-in facility.

5. Dividend

The Dividend Distribution Policy is available on the website of the Company and can be accessed at <https://www.goindigo.in/content/dam/goindigo/investor-relations/policies/2021/InterGlobe-Aviation-Limited-Dividend-Distribution-Policy.pdf>. The Policy sets out the parameters and factors to be considered by the Board in determining the distribution of dividend to its Members and / or retaining profits. There has been no change in this Policy during the year under review.

Based on the Company's performance, cash flow position and the losses carried forward from the previous years, the Board has not recommended any dividend on the equity shares.

6. Amount to be carried to Reserves

The Directors do not propose to transfer any amount to reserves.

7. Employee Stock Option Scheme

Pursuant to approval of the Members of the Company on June 25, 2015, the 'InterGlobe Aviation Limited - Employee Stock Option Scheme 2015' ("Scheme") was adopted, which was amended on September 7, 2016. Under the Scheme, share-based benefits are granted to the eligible employees by granting stock options ("Options"), with a view to attract and retain talent and encouraging employees to align their individual performances with the Company's broader growth objectives. During FY 2023, there has been no change in the Scheme and the Company continues to comply with the provisions of the SEBI (Share Based Employee Benefits and Sweat Equity) Regulations, 2021, as amended ("SEBI SBEB Regulations").

The disclosure, in compliance with the SEBI SBEB Regulations, is uploaded on the Investor Relations section of the website of the Company at <https://www.goindigo.in/content/dam/goindigo/investor-relations/other-related-documents/2022-23/statement-under-Reg-14-of-the-SEBI-share-based-employee-benefits-and-sweat-equity-egulations-2021-2023.pdf>.

8. Increase in Share Capital

Pursuant to the allotment of 292,370 equity shares of Rs. 10 each upon exercise of vested Stock Options by the eligible employees under the Scheme, the issued, subscribed, and paid-up share capital of the Company increased from 385,254,729 equity shares as on March 31, 2022 to 385,547,099 equity shares of Rs. 10 each as on March 31, 2023, aggregating to Rs. 3,855.47 million.

9. Related Party Transactions

The Company had adopted 'InterGlobe Aviation Limited – Policy on dealing with Related Party Transactions' ("RPT Policy") in compliance with Regulation 23 of the SEBI LODR Regulations. During FY 2023, there has been no change in the RPT Policy. The transactions entered by the Company with its related parties were in compliance with the RPT Policy and in the best interest of the Company. The RPT Policy is available on the Investor Relations section of the website of the Company at <https://www.goindigo.in/content/dam/goindigo/investor-relations/policies/2021/GAL-Policy-on-Related-Party-Transactions-2019.pdf>.

All the contracts/ arrangements/ transactions entered into by the Company with its related parties during FY 2023, were in its ordinary course of business and on an arm's length basis and were approved by the Audit Committee. The necessary approvals were obtained in accordance with the RPT Policy.

During FY 2023, the Company has not entered into any arrangement / transaction / contract with its related parties which could be considered material and required approval of the Board or the Members. Accordingly, the disclosure of the particulars of the related party transactions in form AOC -2 as required under Section 134(3)(h) of the Act is not applicable.

For further details of related party transactions during the year, please refer to note number 35 of the notes forming a part of the financial statements, attached to the Annual Report.

Pursuant to Regulation 23 of the SEBI LODR Regulations, the details of related party transactions were filed with the stock exchanges on half yearly basis.

10. Directors and Key Managerial Personnel

a) Directors

As on March 31, 2023, the Board comprised of eight (8) members with an appropriate mix of Non-Executive Directors, Executive Directors and Independent Directors.

Mr. Meleveetil Damodaran stepped down as the Chairman and Independent Director of the Company on attaining the age of 75 years on May 03, 2022. He was later appointed as a Non-Executive Non-Independent Director of the Company by the Board w.e.f. July 16, 2022, which was approved by the shareholders at their Annual General Meeting (AGM) held on August 26, 2022.

Mr. Vikram Singh Mehta and Air Chief Marshal (Retd.) Birender Singh Dhanoa were appointed as Independent Directors on the Board w.e.f. May 27, 2022. Their appointment was approved by the shareholders at their AGM held on August 26, 2022.

Ms. Rohini Bhatia stepped down as a Non-Executive Director of the Company w.e.f. July 11, 2022. The Board placed on record its appreciation for the guidance provided by her during her tenure as Director on the Board and its Committees, especially towards meeting its CSR objectives and activities.

Mr. Ronojoy Dutta stepped down as the Whole Time Director and CEO of the Company w.e.f. September 30, 2022. The Board placed on record sincere thanks to Mr. Dutta for effectively leading the Company with a steady hand through the most turbulent period in the Company's history and the aviation industry globally.

Mr. Gregg Saretsky, Non-Executive Director, retires by rotation and being eligible, offers himself for reappointment at the ensuing AGM. The Notice of AGM includes the proposal for re-appointment of Mr. Saretsky as stated above.

The Company has received declarations from all the Independent Directors confirming that they meet the criteria of independence as laid down under Section 149 of the Act and Regulation 16 of the SEBI LODR Regulations and complied with the Code for Independent Directors prescribed in Schedule IV of the Act. During FY 2023, there has been no change in the circumstances affecting their status as Independent Directors.

None of the Directors of the Company is disqualified to act as a Director as per the requirement of Section 164 of the Act.

b) Key Managerial Personnel

Mr Pieter Elbers (Petrus Johannes Theodorus Elbers) was appointed as the Chief Executive Officer of the Company pursuant to the approval of the Board of Directors w.e.f. September 6, 2022.

11. Number of meetings of the Board

The Board met 13 times during FY 2023. The details of meetings of the Board and attendance of the Directors at the Board meetings are given in the Report on Corporate Governance which forms a part of the Annual Report.

12. Committees of the Board

As on March 31, 2023, the Board had the following five committees:

- i. Audit Committee
- ii. Nomination and Remuneration Committee
- iii. Risk Management Committee
- iv. Corporate Social Responsibility Committee
- v. Stakeholders Relationship Committee

The details of the composition, terms of references, and number of committee meetings held during FY 2023 and the attendance of the committee members at each meeting are given in the Report on Corporate Governance which forms a part of the Annual Report.

13. Board Evaluation

Pursuant to the provisions of the Act and the SEBI LODR Regulations, an evaluation process is carried out on an annual basis to evaluate the performance of the Board and the Board Committees, the Chairman of the Board and all Directors, including Independent Directors. The evaluation is aimed at improving the effectiveness of all these constituents and enhancing their contribution to the functioning of the Board.

For FY 2023 on the recommendation of the Nomination and Remuneration Committee, an independent external expert in Board evaluation, was engaged by the Management to undertake such evaluation. He carried out the exercise through questionnaires, both numeric as well as qualitative, that were sent directly to the Board members on a confidential basis. The independent external expert also had individual conversations with each Board member and developed separate evaluation reports. Subsequently, the independent external expert collated reports for (a) the Board as a whole, (b) Chairman of the Board, (c) Individual Directors, both Independent and Non-Independent, and (d) for each of the Board Committees separately. The assessment of individual Directors was sent separately to the concerned Directors. The results of evaluation of the Board and its various Committees were subsequently discussed by the Board at its meeting and the areas for improvement of the functioning of the Board and committees were noted.

In a separate meeting of the Independent Directors, performance of the Non-Independent Directors, Chairman of the Board and the Board as a whole was also discussed, taking into account the views of Executive Directors and Non-Executive Directors.

14. Remuneration Policy

The Company had adopted the 'InterGlobe Aviation Limited – Nomination and Remuneration Policy' in compliance with Section 178 of the Act and Regulation 19(4) read with Part D of Schedule II to the SEBI LODR Regulations, for identification, selection and appointment of Directors, Key Managerial Personnel (KMPs) and Senior Management of the Company. The Policy lays down the process and parameters for the appointment and remuneration of the KMPs and other senior management personnel and the criteria for determining qualifications, highest level of personal and professional ethics, positive attributes, financial literacy and independence of a Director. The Policy is available on the Investor Relations section of the website of IndiGo at <https://www.goindigo.in/content/dam/goindigo/investor-relations/policies/2021/InterGlobe-Nomination-and-Remuneration-Policy.pdf>.

15. Succession Planning

The Company has been following a rigorous process of leadership talent review, named "Talent Council". As an outcome of the Talent Council, we discuss and identify successors for all leadership roles. These successors are identified at three different levels of readiness. We focus on developing this pool of identified successors through diverse learning experiences and work on filling the gaps through external talent. We are consciously transitioning from a function vertical specific succession strategy to building a pool of fungible leaders who can assume new roles in any work context.

16. Risk Management

The Company has a structured Enterprise Risk Management framework ("ERM framework") based on the guiding principles from SEBI of identifying, assessing and mitigating the risks. It is an integral part of decision-making and is dynamic in nature, undergoing continuous improvement. We have strong and robust internal processes to monitor and manage risks. The ERM framework follows an annual process of setting objectives, identifying key risks on an ongoing basis, developing a mitigation action plan and monitoring.

The Risk Management Committee has been empowered to frame, implement and monitor the risk management practices. The Committee has been entrusted with systematically overseeing, reviewing and updating the risk management calendar, based on certain risks becoming more important during the year. The Committee meets on regular intervals and discusses risks relating to supply-chain disruptions, unfavourable fuel and forex movement, competition, adverse regulatory changes and litigations, pandemic, talent retention, cyber threat and data protection, employee health and labour relations, sustainability and climate change, airline safety and security, business continuity plan, reputation and any other new risk that may be identified by the Management.

The Audit Committee has additional oversight in the area of financial risks and the Nomination and Remuneration Committee ensures there is a succession plan in place for leadership team.

A note on key risks of the Company is given in the Management Discussion and Analysis Report which forms a part of the Annual Report.

17. Corporate Social Responsibility

A brief outline of the Corporate Social Responsibility ("CSR") Policy and the initiatives undertaken by the Company on CSR activities during the year are set out in Annexure - A to this Report, in the format prescribed in the Companies (Corporate Social Responsibility Policy) Rules, 2014.

For other details regarding the CSR Committee, please refer to the Report on Corporate Governance, which forms a part of the Annual Report.

The Corporate Social Responsibility Policy as approved by the Board is available on the Investor Relations section of IndiGo's website <https://www.goindigo.in/content/dam/goindigo/investor-relations/policies/InterGlobe-Aviation-Limited-Corporate-Social-Responsibility-Policy-2.pdf>.

18. Statutory Auditors

S.R. Batliboi & Co. LLP (Firm Registration no. 301003E/€300005) was appointed as the Statutory Auditors of the Company at the 16th AGM held on August 27, 2019, for a term of five consecutive years from the conclusion of the 16th AGM till the conclusion of the 21st AGM of the Company, in accordance with the provisions of Section 139 of the Act.

The Reports given by the Statutory Auditors on the standalone financial statements and the consolidated financial statements of the Company for FY 2023 form part of the Annual Report. The Reports do not contain any qualification, reservation or adverse remark or disclaimer by the Statutory Auditors.

19. Secretarial Auditors

The Board of Directors of the Company had appointed M/s. RMG & Associates, Company Secretaries for conducting secretarial audit of the Company for FY 2023. The Secretarial Audit Report issued by the aforesaid Secretarial Auditor is attached as Annexure - B to this Report. The Company has received a notice from the NSE and BSE imposing penalties for alleged non-compliance of Regulation 17(1A) and Regulation 20 of the SEBI LODR Regulations. The Company has not paid any penalty and preferred to file the waiver application with the stock exchanges which is pending as on date. Except as mentioned above, there has been no qualification, reservation, observation, disclaimer or adverse remark in the Secretarial Audit Report.

20. Non-applicability of maintenance of cost records

The Central Government has not prescribed the maintenance of cost records under Section 148(1) of the Act and the Rules issued thereunder with respect to the aviation business.

21. Whistle blower Policy / Vigil Mechanism

The Company believes that it is critical to listen to whistle blowers to take the path to sustainable growth and good governance. Any actual or potential violation of the Code of Conduct, or any law governing IndiGo, howsoever insignificant, is a matter of serious concern. Timely reporting of such violations could avoid or minimise the Company's reputational or financial losses. To this effect, and pursuant to Section 177(9) of the Act and Regulation 22 of the SEBI LODR Regulations, a robust whistle blower/ vigil mechanism has been laid down, which enables timely and reliable reporting of actual or suspected violations.

As part of this, the Company has laid down a Whistle blower Policy, which provides the procedures for employees and other stakeholders to report unacceptable practices, misconduct, or violation of its Code of Conduct or applicable laws, provides necessary safeguards to protect whistle blowers from victimization and retaliation, and provides for direct access to the Chairperson of the Audit Committee, in exceptional circumstances. During FY 2023, no person was denied access to the Chairperson of the Audit Committee. The policy is available on the Investor Relations section of IndiGo's website <https://www.goindigo.in/content/dam/goindigo/investor-relations/policies/IGAL-WhistleBlower-Policy-clean-11-17-22.pdf>.

The whistleblowing mechanism also comprises a whistle blower helpline, named as "6€ Ethics Helpline". This provides whistle blowers five channels to report violations, including toll-free hotline, email, web portal, chatbot and postal mail. Four of these reporting channels provide whistle blowers the choice to report anonymously. The Company takes pride in successfully implementing its whistle blowing helpline in ways that have instilled confidence amongst employees and other stakeholders to raise their concerns.

All complaints of suspected violations are taken seriously and reviewed promptly. All investigations are carried out objectively and independently, following the principles of natural justice. Based on the nature and severity of the violation of the Code of Conduct, the Company policies and/or the law, appropriate action is taken. The Audit Committee oversees the implementation of the Policy and reviews the resolution of complaints on a quarterly basis.

22. Disclosure under Sexual Harassment of Women at Workplace (Prevention, Prohibition and Redressal) Act, 2013, as amended ("POSH Act")

There is a zero-tolerance policy towards cases of sexual harassment at workplace reported by any person. Accordingly, an Internal Committee has been constituted, which has a female Chairperson who is a member of our Senior Management team and also has an external female member who is a lawyer. The Internal Committee ensures that all matters are resolved in a timely manner.

There is a robust internal mechanism and policy on 'Prevention of Sexual Harassment at Workplace' to deal with such matters. All employees are sensitized to the policy right from the day of employment. We also conduct awareness programs for employees on the policy and have awareness posters with details of how to report a complaint along with the details of the Internal Committee members, which are displayed across all our working locations. The Internal Committee ensures that all cases reported are resolved in a timely manner, in accordance with the POSH Act. All investigations are handled in a very objective, sensitive, and fair manner without attaching any prima-facie guilt to the respondent merely upon receipt of a complaint against the employee. Utmost confidentiality is maintained while handling these matters.

For details on the cases reported and resolved during FY 2023 and the mechanism followed while dealing with such cases, please refer to Business Responsibility and Sustainability Report forming part of the Annual Report.

23. Internal Financial Control and their adequacy

An adequate Internal Financial Control (IFC) system has been put in place to ensure compliance with various policies, practices, and statutes. The Company ensures that such IFC systems are commensurate with the size and complexity of our business and are adequate and operating effectively on an ongoing basis.

The Board has adopted policies and procedures for:

- Effectiveness and efficiency of operations
- Adequacy of safeguarding Company's assets
- Prevention and detection of frauds and errors
- Accuracy and completeness of accounting records
- Timely preparation of reliable financial information

The details in respect of IFC and their adequacy are included in the Management Discussion and Analysis Report, which forms a part of the Annual Report.

24. Public Deposits

The Company has not accepted deposits from the public falling within the ambit of Section 73 of the Act and the Rules made thereunder.

25. Particulars of Loans, Investments and Guarantees

The particulars of loans, investments and guarantees as on March 31, 2023, covered under Section 186 of the Act read with the Companies (Meetings of Board and its Powers) Rules, 2014, as amended and Regulation 34(3) read with Schedule V of the SEBI LODR Regulations, are given in the notes to the standalone financial statements, which forms a part of the Annual Report.

26. Material changes and commitments affecting the financial position of the Company, between the end of FY 2023 and the date of this Report

Other than as stated elsewhere in this Report, there are no material changes and commitments affecting the financial position of the Company between the end of FY 2023 and the date of this Report.

27. Management Discussion and Analysis Report

The Management Discussion and Analysis Report on financial and operational performance, industry trends and other required details prepared in compliance with Regulation 34 of the SEBI LODR Regulations for FY 2023 forms a part of the Annual Report.

28. Report on Corporate Governance

In compliance with Regulation 34 read with Schedule V of the SEBI LODR Regulations, the Report on Corporate Governance, inter-alia, covering composition, details of meetings of the Board and its Committees, together with a certificate from the Secretarial Auditors regarding compliance of conditions of corporate governance, forms a part of the Annual Report.

A certificate from the Chief Executive Officer and the Chief Financial Officer in terms of Regulation 17 of the SEBI LODR Regulations, inter-alia, confirming the correctness of the financial statements and cash flow statements, adequacy of the internal control measures and reporting of matters to the Audit Committee, also forms a part of the Annual Report.

29. Business Responsibility and Sustainability Report

In compliance with Regulation 34 of the SEBI LODR Regulations read with SEBI Circular no. SEBI/HO/CFD/CMD-2/P/CIR/2021/562 dated May 10, 2021, the Business Responsibility and Sustainability Report of the Company for FY 2023 describing the various initiatives undertaken from an ethical, environment, social and governance perspective during FY 2023 forms part of the Annual Report.

30. Annual Return

In compliance with Section 92(3) and Section 134(3)(a) of the Act and the Rules made thereunder, a copy of Annual Return as on March 31, 2023, is available on the Investor Relations Section of the IndiGo's website <https://www.goindigo.in/content/dam/goindigo/investor-relations/other-related-documents/2022-23/Annual-Return-MGT-7-FY-2022-23.pdf>.

31. Significant material orders passed by the Regulators, Courts and Tribunals

There are no significant material orders passed by the regulators, courts or tribunals impacting the going concern status of the Company and its operations in future.

32. Awards and Recognitions

During FY 2023, the Company received multiple awards and recognitions. Details in respect of such awards and recognition received by the Company are captured at Page No. __, which forms a part of the Annual Report.

33. Directors' Responsibility Statement

Pursuant to Section 134(5) of the Act, the Board, based on representations received from the Management, and the processes involving the Company's statutory and internal audit functions, and to the best of its knowledge, ability, and due inquiry, confirms that:

- i. In preparation of the annual accounts, applicable accounting standards have been followed and proper explanation for any material departures has been provided.
- ii. Applicable accounting policies have been selected and applied consistently in order to form views/make judgments and estimates that are reasonable and prudent. This is intended to facilitate a true and fair view of the state of affairs of the Company at the end of FY 2023 including profit/loss of the Company for that period.
- iii. Proper and sufficient care for the maintenance of adequate accounting records in accordance with the provisions of the Act is taken for safeguarding the assets of the Company and for preventing and detecting fraud and other irregularities.
- iv. Annual accounts have been prepared on a going concern basis.
- v. Internal Financial Controls (IFCs) to be followed by the Company have been laid down and such IFCs are adequate and operating effectively.
- vi. Proper systems have been devised to ensure compliance with the provisions of all applicable laws and such systems are adequate and operating effectively.

34. Particulars of Employees

The statement containing disclosure of remuneration under Section 197(12) of the Act read with Rule 5(1) of the Companies (Appointment and Remuneration of Managerial Personnel), Rules, 2014, as amended is given in Annexure - C forming a part of this Report. The information as per Rule 5(2) and Rule 5(3) of the abovementioned Rules pertaining to the names of top ten employees

and other particulars of employees is provided in a separate annexure. However, as per the provisions of Section 136(1) of the Act and the Rules made thereunder, the Annual Report and the financial statements, excluding the aforesaid annexure, are being sent to the Members, and other persons entitled thereto. Any Member interested in obtaining this statement, may write to the Company Secretary requesting for the same.

None of the employees listed in the Annexure is related to any Director of the Company.

35. Transfer of unpaid / unclaimed dividend to Investor Education and Protection Fund

The provisions to transfer unpaid / unclaimed dividend to the Investor Education and Protection Fund (Fund) under Section 124(5) of the Act do not apply to the Company for FY 2023 since there is no unpaid / unclaimed dividend which was due for transfer to the said Fund during FY 2023.

36. Reporting of fraud

The Auditors of the Company have not reported any instances of fraud committed in the Company by its officers or employees as specified under Section 143(12) of the Act.

37. Conservation of Energy, Technology Absorption

We persistently strive to run our operations more efficiently to reduce its fuel consumption and resultant fuel emissions. This endeavour entails IndiGo's continuous commitment towards conservation of energy and motivates it to embrace newer technological advances.

The Company has incorporated policies, including flight and ground procedures, for conservation of fuel and has trained flight crew and aircraft maintenance engineers to ensure that fuel is conserved to the extent possible.

The Company ensures that there is adequate fuel for its aircraft, after evaluating various traffic trends in the air and also on the ground, thus avoiding any additional/ unnecessary fuel upliftment. The Company has installed softwares for accurate flight planning. These softwares provide accurate maps and the most efficient flight path, employing continuous descent approaches and economy cruise speeds. It also provides recommendations for optimising engine settings for take-off and climb. Further, innovative statistical data driven solutions has been adopted along with recommended manufacturer upgrades for descent fuel optimisation. We are also working with Airbus on big data analytics using Airbus platforms like SKYWISE.

The Company has also adopted fuel policies designed to reduce costs on the ground, including the use of the Eco-Power Engine Wash process for aircraft engines, the use of ground equipment in place of aircraft auxiliary power units (which consume more fuel), use of single engine for taxiing on ground and introduction of other engineering/operating protocols. These policies are all designed to optimise fuel consumption and reduce our carbon footprint and thereby finally reducing costs.

We continue to use technology to enhance processes to ensure safe and comfortable travel by air which helped gain customer confidence in IndiGo. Innovation such as solar Baggage Freight Loader (BLF) and Combo unit [combined Ground Power Unit (GPU) and Aircraft Cooling Unit (ACU)], helped in saving ATF, reducing carbon emissions. We are investing in Combo units which reduce Auxiliary Power Unit (APU) usage on ground and helped in reducing APU fuel burn and reducing carbon footprint.

We are engaged with stakeholders to collaborate on multiple air space optimisation initiatives like shortening of routes, promulgation of required navigation performance (RNP) approaches, optimising flight routes through conditional route (CDR). We are the first operator to adopt LPV (localiser performance with vertical guidance) approaches on ATR Fleet. This shall enable our ATR aircraft to land under marginal weather conditions utilising indigenous satellite-based augmentation system GAGAN. The Government of India has promoted flexible use of airspace and we are using this opportunity to utilise every bit of airspace to reduce fuel consumption and simultaneously reducing carbon footprint.

Further, operational endeavours have helped save carbon emissions to the tune of approximately 37000 tonnes through single engine taxiing, optimized landing and focused fuel uplift.

The Company has sought to reduce the weight of its aircraft by selecting lighter seats and by choosing not to have in-flight entertainment systems. The aircraft weight has been further reduced by equipping the entire fleet with Electronic Flight Bags (EFB) and removing paper manuals weighing 40kg from each Airbus aircraft. As an example, this small initiative alone will save the Company fuel to the tune of 800 tonnes each year and 2,500 tonnes of carbon emissions approximately.

We continue to explore the feasibility of using ground vehicles on cleaner alternative fuels like CNG/ electricity to reduce carbon emissions at airports.

38. Compliance with Secretarial Standards on Board and General Meetings

Pursuant to the provisions of Section 118 of the Act, the Company has complied with all the applicable provisions of the Secretarial Standard – 1 on Board meetings, issued by the Institute of Company Secretaries of India and Secretarial Standard – 2 on General meetings.

39. Foreign exchange earnings and outgo

The details of foreign exchange earnings and outgo for FY 2023, on an accrual basis, are set out below:

Particulars	Amount (Rs. in million)
Foreign exchange earnings	81,382.21
Foreign exchange outgo*	191,726.43

*Foreign exchange outgo excludes foreign exchange gain/loss on reinstatement of assets and liabilities.

40. Acknowledgement

The Board is grateful for the continuous patronage of our valued customers and remains committed to ensuring that the Company provides an on-time, courteous and hassle-free experience. The Board acknowledges and appreciates the hard work and dedication of the employees of the Company who have stood strong and worked together as a team during FY 2023.

We take this opportunity to express our appreciation to the central and state governments, regulatory authorities, investors, bankers and all other stakeholders for their trust and support and reaffirm our commitment to be the airline of choice for all our stakeholders.

On behalf of the Board of
InterGlobe Aviation Limited

Dr. Venkataramani Sumantran
Chairman
DIN: 02153989

Anil Parashar
Director
DIN: 00055377

Date: May 18, 2023
Place: Gurugram

Annexure – A

Annual Report on Corporate Social Responsibility Activities

1. Brief outline on the Corporate Social Responsibility (CSR) Policy of the Company

The Company is committed to inclusive growth in all aspects of its operations, and as a responsible corporate, we acknowledge our responsibilities towards the communities and environment. IndiGoReach is the Corporate Social Responsibility (CSR) arm of the Company. The CSR programs are focused on the key pillars such as Children and Education, Women Empowerment, Environment and Heritage. Employee volunteering in CSR activities is a key approach towards making an impact on the community. A detailed account of our CSR initiatives and the impact created during the year have already been shared in the initial section of this report.

Our programs are implemented in partnership with experienced organisations which are identified through stringent due diligence process. In FY 2023, through our CSR programs, we have reached out to more than 115,300 people in 19 states of the country. In spite of the fact that, for this year, there was no obligation to allocate a budget for CSR as per the provisions of law, the Board has approved funds to continue and expand CSR programs, voluntarily.

2. Composition of CSR Committee

The composition of the CSR Committee is in compliance with Section 135 of the Act. The Company Secretary acts as the Secretary to the CSR Committee. During the year, four (04) meetings of the Committee were held with necessary quorum being present. The composition of the CSR Committee, together with attendance of the members at the Committee meetings held during the year, are as under:

S. No.	Name of Director	Designation - Nature of Directorship	Number of meetings of CSR Committee held during the year (during the tenure of the Director)	Number of meetings of CSR Committee attended during the year
1	Mr. Meleveetil Damodaran #	Chairman- Non-Executive Director	2	2
2	Ms. Pallavi Shardul Shroff	Member-Independent Director	4	2
3	Mr. Anil Parashar	Member-Non-Executive Director	4	4
4	Ms. Rohini Bhatia*	Non-Executive Director	1	1

Inducted as a member and Chairman of the Committee w.e.f. August 2, 2022.

* Ceased to be the Chairperson and member of the Committee w.e.f. July 11, 2022, consequent to the resignation as a Non-Executive Director.

3. Web-link where Composition of CSR Committee, CSR Policy and CSR projects approved by the Board are disclosed on the website of the Company - https://www.goindigo.in/csr.html?linkNav=csr_footer
4. The executive summary along with web-links of Impact Assessment of CSR projects carried out in pursuance of sub-rule (3) of rule 8 of the Companies (Corporate Social Responsibility Policy) Rules, 2014, if applicable - Not Applicable
5. (a) Average net profit of the Company as per Section 135(5) – Nil
(b) Two percent of average net profit of the Company as per Section 135(5) - Nil
(c) Surplus arising out of the CSR projects or programs or activities of the previous financial years - Nil
(d) Amount required to be set off for the financial year, if any – Nil
(e) Total CSR obligation for the financial year (b+c-d) – Nil

6. (a) Amount spent on CSR Projects (both Ongoing and other than Ongoing Project)

S. No.	Name of the Project	Item from the list of activities in Schedule VII to the Act	Local Area (yes / no)	Location of the project	Project Duration (In months)	Amount spent in the current financial year (in Rs. million)	Mode of Implementation	
							Direct (Yes/ No)	through agency and CSR Registration No.
1	Clean Development mechanism project	(iii)	No	Sirmaur, Himachal Pradesh	36	25.33	No	Suvidha CSR00000399
2	Environment Restoration and Women-led Livelihood	(iii)	No	Gajapati, Odisha	36	7.27	No	Gram Vikas CSR00000596
3	Upcycle of discarded seat covers and carpets	(iii)	Yes	New Delhi, Delhi	36	0.31	No	Chetnalaya CSR00001117
Total						32.91		

(b) Amount spent on Administrative Overheads.- Rs. 0.50 million

(c) Amount spent on Impact Assessment, if applicable.- Not Applicable

(d) Total amount spent for the Financial Year [(a)+(b)+(c)]- Rs. 33.41 million

(e) CSR amount spent or unspent for the Financial Year:

Total Amount Spent for the Financial Year (Amount in Rs. million)	Amount Unspent (in Rs. million)			
	Total Amount transferred to Unspent CSR Account as per subsection (6) of section 135		Amount transferred to any fund specified under Schedule VII as per second proviso to sub-section (5) of section 135	
	Amount	Date of transfer	Name of the Fund	Amount
33.41	Nil	Not Applicable	Nil	Not Applicable

(f) excess amount for set off, if any

S. No.	Particulars	Amount (in Rs. million)
(1)	(2)	(3)
(i)	Two percent of average net profit of the company as per sub-section (5) of section 135	Nil
(ii)	Total amount spent for the Financial Year	33.41
(iii)	Excess amount spent for the Financial Year [(ii)-(i)]	33.41
(iv)	Surplus arising out of the CSR projects or programmes or activities of the previous Financial Years, if any	Nil
(v)	Amount available for set off in succeeding Financial Years [(iii)-(iv)]	33.41

7. Details of Unspent Corporate Social Responsibility amount for the preceding three Financial Years: Not Applicable

1	2	3	4	5	6	7	8
S. No.	Preceding Financial Year(s)	Amount transferred to Unspent CSR Account under subsection (6) of section 135 (in Rs.)	Balance Amount in Unspent CSR Account under subsection (6) of section 135 (in Rs.)	Amount Spent in the Financial Year (in Rs.)	Amount transferred to a Fund as specified under Schedule VII as per second proviso to subsection (5) of section 135, if any Amount (in Rs.)	Amount remaining to be spent in succeeding Financial Years (in Rs.) Date of Transfer	Deficiency, if any
1	FY 2020						
2	FY 2021						
3	FY 2022						

Not Applicable



8. Whether any capital assets have been created or acquired through Corporate Social Responsibility amount spent in the Financial Year:

Yes

No

If Yes, enter the number of Capital assets created/ acquired – Not Applicable

Furnish the details relating to such asset(s) so created or acquired through Corporate Social Responsibility amount spent in the Financial Year:

S. No.	Short particulars of the property or asset(s) [including complete address and location of the property]	Pin code of the property or asset(s)	Date of creation	Amount of CSR amount spent	Details of entity/ Authority/ beneficiary of the registered owner		
(1)	(2)	(3)	(4)	(5)	(6)		
					CSR Registration Number, if applicable	Name	Registered address
Not Applicable							

(All the fields should be captured as appearing in the revenue record, flat no, house no, Municipal Office/Municipal Corporation/ Gram panchayat are to be specified and also the area of the immovable property as well as boundaries)

9. Specify the reason(s), if the Company has failed to spend two per cent of the average net profit as per sub-section (5) of section 135- Not Applicable

On behalf of the Board of Directors of
InterGlobe Aviation Limited

Meleveetil Damodaran
Chairman of CSR Committee
DIN: 02106990

Dr. Venkataramani Sumantran
Chairman
DIN: 02153989

Date: May 18, 2023

Place: Gurugram

Annexure – B

FORM NO. MR - 3

SECRETARIAL AUDIT REPORT

FOR THE FINANCIAL YEAR ENDED ON MARCH 31, 2023

[Pursuant to Section 204(1) of the Companies Act, 2013 and Rule No. 9 of the Companies (Appointment and Remuneration of Managerial Personnel) Rules, 2014]

To,
The Members,
InterGlobe Aviation Limited
(CIN: L62100DL2004PLC129768)
Regd. Off.: Upper Ground Floor, Thapar House,
Gate No. 2, Western Wing,
124, Janpath, New Delhi -110001

We have conducted the secretarial audit of the compliance of the applicable statutory provisions and the adherence to good corporate practices by InterGlobe Aviation Limited (hereinafter referred to as "the Company"), having its Registered Office situated at Upper Ground Floor, Thapar House, Gate No. 2, Western Wing, 124, Janpath, New Delhi -110001. Secretarial Audit was conducted in a manner that provided us a reasonable basis for evaluating the corporate conducts/statutory compliances and expressing our opinion thereon.

Based on our verification, of the Company's books, papers, minutes books, forms and returns filed and other records maintained by the Company and also the information/explanation provided by the Company, its officers, agents and authorized representatives during the conduct of Secretarial Audit, we hereby report that in our opinion, the Company has, during the audit period covering the Financial Year ended March 31, 2023, generally complied with the statutory provisions listed hereunder and also that the Company has proper Board-processes and compliance-mechanism in place to the extent, in the manner and subject to the reporting made hereinafter:

We have examined the books, papers, minute books, forms and returns filed and other records as maintained by the Company for the Financial Year ended on March 31, 2023 according to the provisions of:

- I. The Companies Act, 2013 ('the Act') and the rules made thereunder;
- II. The Securities Contracts (Regulation) Act, 1956 ('SCRA') and the rules made thereunder;
- III. The Depositories Act, 1996 and the Regulations and Bye-laws framed thereunder;
- IV. Foreign Exchange Management Act, 1999 and the rules and regulations made thereunder to the extent of Foreign Direct Investment, Overseas Direct Investment and External Commercial Borrowings;
- V. The following Regulations and Guidelines prescribed under the Securities and Exchange Board of India Act, 1992 ('SEBI Act'):
 - (a) The Securities and Exchange Board of India (Substantial Acquisition of Shares and Takeovers) Regulations, 2011;
 - (b) The Securities and Exchange Board of India (Prohibition of Insider Trading) Regulations, 2015 ("SEBI PIT Regulations");
 - (c) The Securities and Exchange Board of India (Share Based Employee Benefits and Sweat Equity) Regulations, 2021
 - (d) The Securities and Exchange Board of India (Issue of Capital and Disclosure Requirements) Regulations, 2018 [Applicable to the limited extent for issuance of shares under Employee Stock Option Scheme of the Company];
 - (e) The Securities and Exchange Board of India (Issue and Listing of Non-Convertible Securities) Regulations, 2021 [Not applicable as the Company has not issued and listed any non-convertible securities during the financial year under review];
 - (f) The Securities and Exchange Board of India (Registrars to an Issue and Share Transfer Agents) Regulations, 1993 regarding the Companies Act and dealing with client to the extent of securities issued [Not Applicable as the Company is not registered as Registrar to an Issue and Share Transfer Agent];



- (g) The Securities and Exchange Board of India (Delisting of Equity Shares) Regulations, 2021 [Not applicable as the Company has not delisted/proposed to delist its equity shares from any Stock Exchange during the financial year under review]; and
- (h) The Securities and Exchange Board of India (Buy-back of Securities) Regulations, 2018 [Not applicable as the Company has not bought back/proposed to buy-back any of its securities during the financial year under review].

VI. Laws specifically applicable to the industry to which the Company belongs, as identified by the management, that is to say:

1. The Aircraft Act, 1934 and Rules made thereunder
2. The Aircraft (Carriage of Dangerous Goods) Rules, 2003
3. The Carriage by Air Act, 1972;

For the compliances of applicable Environmental Laws, Labour Laws and other General Laws, our examination and reporting is based on the documents, records and files as produced and shown to us and the information and explanations as provided to us, by the officers and management of the Company and to the best of our judgment and understanding of the applicability of the different enactments upon the Company, in our opinion there are adequate systems and processes exist in the Company to monitor and ensure compliance with applicable Environmental Laws, Labour Laws and other General Laws.

The compliance by the Company of applicable financial laws, like Direct and Indirect Tax Laws, has not been reviewed in this audit since the same have been subject to review by the statutory auditor and other designated professionals.

We have also examined compliance with the applicable clauses of the following:

1. Securities and Exchange Board of India (Listing Obligations and Disclosure Requirements) Regulations, 2015 ("SEBI LODR, 2015").
2. Secretarial Standards with respect to Meetings of Board of Directors (SS-1) and General Meetings (SS-2) issued by the Institute of Company Secretaries of India. However, the stricter applicability of the Secretarial Standards is to be observed by the Company.
3. General Circular Nos. 14/2020 dated April 08, 2020, 17/2020 dated April 13, 2020 and 10/2022 dated December 28, 2022 issued by the Ministry of Corporate Affairs to hold Extra- Ordinary General Meetings/ Annual General Meetings through Video Conferencing (VC) or Other Audio-Visual Means (OAVM) and Circular Nos. SEBI/HO/CFD/CMD2/CIR/P/2022/62 dated May 13, 2022 issued by the Securities and Exchange Board of India for dispensation of dispatching the physical copies of financial statement and annual report.
4. Provisions of regulation 3(5) and 3(6) of SEBI (Prohibition of Insider Trading Regulations), 2015 with respect to maintenance of Structural Digital Database (SDD).

During the period under review, the Company has generally complied with the provisions of the Act, Rules, Regulations, Guidelines, Standards, circulars, notifications etc. mentioned above.

We further report that

- The Board of Directors of the Company is constituted with proper balance of Executive Directors, Non-Executive Directors, Independent Directors and Woman Director during the period under review. The changes in the composition of the Board of Directors took place during the period under review were carried out in compliance with the provisions of the Act /SEBI (LODR), 2015 except as stated below.
- Adequate notice(s) were given to all directors to schedule the Board Meetings, agenda and detailed notes on agenda were sent generally seven days in advance in accordance with the applicable laws, as mentioned here above and a system exists for seeking and obtaining further information and clarifications on the agenda items before the meeting and for meaningful participation at the meeting.
- As per minutes of the meetings of the Board and Committees of the board signed by the Chairperson of the respective meetings, decisions of the Board/Committee passed and the dissenting members' views, if any, was predominantly captured and recorded as part of the minutes.
- The Company has identified an inadvertent violation of the Code of Conduct ("Code"), under SEBI PIT Regulations, and the Management of the Company has taken disciplinary action against the said instance. Further the company is in process to report the same to the Stock Exchanges, pursuant to SEBI circular no. SEBI/HO/ISD/ISD/CIR/P/2020/135 dated July 23, 2020.
- As per the records, the Company has predominantly filed all the forms, returns, disclosures, documents and resolutions as were required to be filed with the Registrar of Companies, SEBI and other authorities, except for some delay/ discrepancy in filing of certain forms/ disclosures.

We further report that there are adequate systems and processes in the Company commensurate with the size and operations of the Company to monitor and ensure compliance with applicable laws, rules, regulations and guidelines.

We further report that during the period under review, BSE Limited ("BSE") and National Stock Exchange of India Limited ("NSE") imposed penalties for alleged non-compliances with respect to conditions stated in Regulation 17(1A) and Regulation 20(2A) of SEBI (LODR) 2015. The Company has filed an application to BSE and NSE for waiver of penalties and the same is still pending as on date of this certificate.

We further report that during the audit period the Company has following specific events/actions having a major bearing on the Company's affairs in pursuance of the above referred applicable laws, rules, regulations, guidelines, standards etc. referred to above:

1. The Board of Directors had approved the appointment of Mr. Vikram Singh Mehta (DIN: 00041197) and Mr. Birendra Singh Dhanoa (DIN: 08851613) as Independent Directors (Additional Directors) at its meeting held on April 12, 2022 subject to receipt of security clearance from the Ministry of Civil Aviation.

Subsequently, the security clearance was received on May 27, 2022 and their appointment became effective from that date. Thereafter, the shareholders of the Company in their Annual General Meeting held on August 26, 2022 approved their appointment as Independent Directors for a term of five years w.e.f. May 27, 2022, not liable to retire by rotation.

2. Mr. Meleveetil Damodaran stepped down as the Chairman and Independent Director of the Company on May 03, 2022 on attaining the age of 75 years.
3. Mr. Meleveetil Damodaran (DIN: 02106990) was appointed as a Non-Executive Director (Additional Director) on the Board of Directors of the Company w.e.f. July 16, 2022 to hold the office up-to the date of ensuing Annual General Meeting. Thereafter, the shareholders of the Company in their Annual General Meeting held on August 26, 2022 approved his appointment as a Non-Executive Director, liable to retire by rotation.
4. Ms. Rohini Bhatia (DIN: 01583219), Non- Executive Director of the Company resigned from Board of Directors of the Company w.e.f. July 11, 2022 and due to the same, composition of the Corporate Social Responsibility Committee was affected for a few days.
5. Mr. Ronojoy Dutta (DIN: 08676730), Whole Time Director and CEO of the Company resigned from Board of Directors of the Company w.e.f. September 30, 2022.
6. The members of the Company through a special resolution passed by Postal Ballot on September 29, 2022, had approved the minimum remuneration in the event of absence or inadequacy of profits of Mr. Ronojoy Dutta (DIN: 08676730), Whole Time Director and CEO of the Company during FY 2023.
7. Mr. Petrus Johannes Theodorus Elbers was appointed by the Board of Directors as the Chief Executive Officer of the Company w.e.f. September 6, 2022.
8. The members of the Nomination and Remuneration committee through its delegated power, approved the allotment of 2,92,370 equity shares under its Employee Stock Option Scheme during the period under review.

For **RMG & Associates**

Company Secretaries

Firm Registration No. P2001DE016100

Peer Review No.: 734/2020

Date: 18-05-2023

Place: New Delhi

UDIN: F005123E000333693

CS Manish Gupta

Partner

FCS: 5123; C.P. No.: 4095



To,
The Members,
InterGlobe Aviation Limited
(CIN: L62100DL2004PLC129768)
Regd. Off.: Upper Ground Floor, Thapar House,
Gate No. 2, Western Wing,
124, Janpath, New Delhi -110001

Our Secretarial Audit Report of even date, for the financial year ended March 31, 2023 is to be read along with this letter:

1. It is the responsibility of management of the Company to maintain secretarial records, devise proper systems to ensure compliance with the provisions of all applicable laws and regulations and to ensure that the systems are adequate and operating effectively.
2. Our responsibility is to express an opinion on these secretarial records, standards and procedures followed by the Company with respect to secretarial compliances as produce before us.
3. We believe that audit evidence and information obtained from the Company's management is adequate and appropriate for us to provide a basis for our opinion.
4. Wherever required, we have obtained the management's representation about the compliance of laws, rules and regulations and happening of events etc.
5. The Secretarial Audit Report is neither an assurance as to future viability of the Company nor of the efficacy or effectiveness with which the management has conducted affairs of the Company.
6. We have not verified the correctness and appropriateness of financial records and Books of Accounts of the Company.
7. We have conducted verification and examination of records, as facilitated by the Company, for the purpose of issuing this Report.

For RMG & Associates
Company Secretaries
Firm Registration No. P2001DE016100
Peer Review No.: 734/2020

Date: 18-05-2023
Place: New Delhi
UDIN: F005123E000333693

CS Manish Gupta
Partner
FCS: 5123; C.P. No.: 4095

Annexure – C

Statement of Disclosure of Remuneration under Section 197 of Companies Act, 2013 read with Rule 5(1) of the Companies (Appointment and Remuneration of Managerial Personnel) Rules, 2014

1. Ratio of the remuneration of each Director to the median remuneration of the employees of the Company for FY 2023, the percentage increase in remuneration of the Key Managerial Personnel during FY 2023:

S. No.	Name of Director / Key Managerial Personnel	Category of Director/ Designation	Ratio of remuneration to the median remuneration of employees	Percentage increase in remuneration
1.	Dr. Venkataramani Sumantran	Chairman and Independent Director	7.64	Refer to note below #
2.	Mr. Meleveetil Damodaran*	Non-Executive Director	4.04	Refer to note below #
3.	Ms. Pallavi Shardul Shroff	Independent Director	5.39	Refer to note below #
4.	Mr. Vikram Singh Mehta**	Independent Director	4.27	Refer to note below #
5.	Air Chief Marshall (Retd.) Birender Singh Dhanoa**	Independent Director	3.37	Refer to note below #
6.	Mr. Gregg Albert Saretsky ⁶	Non-Executive Director	3.59	Refer to note below #
7.	Mr. Anil Parashar	Non-Executive Director	8.98	Refer to note below #
8.	Mr. Rahul Bhatia ⁸	Managing Director	Not Applicable	Not Applicable
9.	Ms. Rohini Bhatia ^{8a}	Non-Executive Director	1.35	Refer to note below #
10.	Mr. Petrus Johannes Theodorus Elbers ⁵	Chief Executive Officer	Not Applicable	Not Applicable
11.	Mr. Ronojoy Dutta ^{5s}	Whole Time Director and Chief Executive Officer	487.32	Not Applicable
12.	Mr. Gaurav Manohar Negi	Chief Financial Officer	Not Applicable	20%
13.	Mr. Sanjay Gupta	Company Secretary and Chief Compliance Officer	Not Applicable	25%

Notes:

[#]All the Non-Executive Directors of the Company are entitled for sitting fees of Rs. 100,000 for attending each meeting of the Board or its Committees, of which they are members.

*Mr. Meleveetil Damodaran stepped down as the Chairman and Independent Director on attaining the age of 75 years on May 03, 2022. He was re-appointed as a Non-Executive Director of the Company effective July 16, 2022.

**Mr. Vikram Singh Mehta and Air Chief Marshall (Retd.) Birender Singh Dhanoa were appointed as Independent Directors of the Company effective May 27, 2022.

⁶The remuneration paid to Mr. Gregg Albert Saretsky in the capacity of Special Advisor, as approved by the Members vide a special resolution passed on March 18, 2022, is not included in his remuneration for computation of the ratio.

⁸Mr. Rahul Bhatia has not drawn any remuneration as the Managing Director of the Company during FY 2023.

^{8a}Ms. Rohini Bhatia resigned as a Non-Executive Director effective July 11, 2022.

⁵Mr. Petrus Johannes Theodorus Elbers was appointed as the Chief Executive Officer of the Company effective September 6, 2022.

^{5s}Mr. Ronojoy Dutta resigned as the Whole Time Director and Chief Executive Officer w.e.f. September 30, 2022.

- The percentage increase in the median remuneration of employees for FY 2023 was 10.5%.
- The Company had 32,407 permanent employees on the rolls of the Company as on March 31, 2023.
- There was 8.8% increase in the salaries of the employees during FY 2023.
- It is hereby affirmed that the remuneration paid during the year is as per the remuneration policy of the Company.

On behalf of the Board of
InterGlobe Aviation Limited

Dr. Venkataramani Sumantran
Chairman
DIN: 02153989

Anil Parashar
Director
DIN: 00055377

Date: May 18, 2023

Place: Gurugram



Report on Corporate Governance

The Directors have great pleasure in presenting the Report on Corporate Governance prepared in accordance with the provisions of the SEBI (Listing Obligations and Disclosure Requirements) Regulations, 2015 ("SEBI LODR Regulations").

Good Corporate Governance involves developing and implementing a culture of best management practices in compliance with the law. The principles of Corporate Governance are based on integrity, transparency, accountability and focus on the sustainable success of the Company over the long-term.

I. Company's Philosophy on Corporate Governance:

At InterGlobe Aviation Limited ("Company", "IndiGo" or "we"), we focus on integrity, transparency, accountability, and ethics as pillars of good Corporate Governance. We believe that all these are critical in successfully running the Company and reinforcing relationships with all our stakeholders. The Company's actions and way of doing business are governed by these pillars which are reinforced at all levels. We are committed to doing things the right way, which is ethical and in compliance with the applicable laws.

The Company's Code of Conduct for Directors and Senior Management and the Code of Conduct for all employees are an extension of our core values and reflect our commitment to ensure a good Corporate Governance framework and ensure ethical business practices across our operations.

The Company has complied with the requirements of Corporate Governance as laid down under the Companies Act, 2013 ("Act") and the Rules made thereunder, as well as the provisions of Chapter IV of the SEBI LODR Regulations, as amended from time to time.

II. Board of Directors ("Board")

The Company has a multi-tiered Corporate Governance structure, which includes the Board at the apex decision making level to provide leadership and guidance, and to oversee the overall functioning and strategic supervision on behalf of all stakeholders. The Company strives to maintain an effective, and informed Board with the requisite number of Independent Directors. The Board is responsible for and committed to sound principles of Corporate Governance. The Board provides guidance to the Senior Management and evaluates the Company's strategic direction, management policies and their effectiveness, and ensures that the long-term interests of all the stakeholders are being served. A detailed profile of each of the Directors, including their expertise and experience, is available on the Investor Relations section on IndiGo's website at www.goindigo.in.

The Board has a proper combination of Executive, Non-Executive and Independent Directors complying with the requirements of the Act and the SEBI LODR Regulations. The composition of the Board represents an optimal mix of knowledge and experience to provide effective leadership for the business.

The composition of the Board as on March 31, 2023:

S. No.	Category	No. of Directors	Percentage to total no. of Directors (in %)
1.	Independent Directors	4	50.00
2.	Non-Executive Directors	3	37.50
3.	Executive Director	1	12.50
	Total	8	100.00

All required information, including information as enumerated under Regulation 17(7) read with Part A of Schedule II of the SEBI LODR Regulations is made available to the Board, for discussion and consideration at the Board Meetings.

The Board is committed to comply with the following:

- Transparent procedures, practices and decisions based on adequate information
- Compliance with all applicable laws and regulatory obligations in letter and in spirit
- Adherence to the Code of Conduct by the Directors, Senior Management and all our employees
- Complete and timely disclosure of relevant financial and operational information to effectively monitor the Management performance
- Facilitate an induction schedule and a familiarisation program for new Board members
- Ensure independence in reviewing and approving corporate strategy, business plans and activities.

The Company adheres to the Secretarial Standard on Meetings of the Board of Directors ("SS -1") as prescribed by the Institute of Company Secretaries of India ("ICSI").

Details of Board Meetings held during FY 2023

During the financial year, 13 meetings of the Board were held on the following dates, with necessary quorum being present:

S. No.	Date of Board meeting	Board Strength	No. of Directors present	% of attendance
1.	April 12, 2022	8	8	100
2.	May 18, 2022	7	6	86
3.	May 19, 2022	7	6	86
4.	May 25, 2022	7	6	86
5.	August 02, 2022	9	9	100
6.	August 03, 2022	9	8	89
7.	August 29, 2022	9	7	78
8.	November 03, 2022	8	6	75
9.	November 04, 2022	8	7	88
10.	February 02, 2023	8	8	100
11.	February 03, 2023	8	8	100
12.	March 10, 2023	8	8	100
13.	March 28, 2023	8	8	100

The facility of participating by video conferencing was made available to the Directors, to enable them to attend the meetings of the Board and its Committees in compliance with applicable provisions.

Details of attendance of each Director at Board meetings held during FY 2023 and at the previous year's Annual General Meeting (AGM):

S. No.	Name of the Director	Category	No. of Board meetings held during his/ her tenure	No. of Board Meetings Attended [#]	% attendance	Attendance at previous AGM held on August 26, 2022 (Y/N/NA)
1.	Dr. Venkataramani Sumantran (Chairman) DIN: 02153989	Independent Director	13	13	100	Y
2.	Ms. Pallavi Shardul Shroff DIN: 00013580	Independent Director	13	7	54	Y
3.	Mr. Vikram Singh Mehta* DIN: 00041197	Independent Director	9	9	100	Y
4.	Air Chief Marshal (Retd.) Birender Singh Dhanoa* DIN: 08851613	Independent Director	9	8	89	Y
5.	Mr. Meleveetil Damodaran# DIN: 02106990	Non-Executive Director	10	10	100	Y
6.	Ms. Rohini Bhatia [@] DIN: 01583219	Non-Executive Director	4	4	100	NA
7.	Mr. Anil Parashar DIN: 00055377	Non-Executive Director	13	13	100	Y
8.	Mr. Gregg Albert Saretsky DIN: 08787780	Non-Executive Director	13	12	92	Y
9.	Mr. Ronjoy Dutta (Whole Time Director and CEO) ^{\$} DIN: 08676730	Executive Director	7	6	86	Y

S. No.	Name of the Director	Category	No. of Board meetings held during his/ her tenure	No. of Board Meetings Attended#	% attendance	Attendance at previous AGM held on August 26, 2022 (Y/N/NA)
10.	Mr. Rahul Bhatia (Managing Director) DIN: 00090860	Executive Director	13	13	100	Y

Notes:

* Mr. Vikram Singh Mehta and ACM (Retd.) Birender Singh Dhanoa were appointed as the Independent Directors on the Board with effect from May 27, 2022.

Mr. Meleveetil Damodaran stepped down from the Board as the Chairman and Independent Director on attaining the age of 75 years, on May 03, 2022. He was re-inducted as a Non-Executive Director on the Board with effect from July 16, 2022.

@ Ms. Rohini Bhatia resigned as a Non-Executive Director with effect from July 11, 2022.

\$ Mr. Ronojoy Dutta resigned as the Whole Time Director and CEO with effect from September 30, 2022.

Board Meetings and Procedure:

The Board and committee meetings are pre-scheduled, and an annual calendar of such meetings is decided and informed to all the Directors in advance. In exceptional circumstances and on matters requiring immediate action, the meetings are either held at shorter notice, with necessary approval in compliance with applicable provisions, or the approval of such matter(s) is taken by passing resolution(s) through circulation, subject to complying with all regulatory requirements.

The Board meets at regular intervals to discuss and decide on the Company's business policy and strategies apart from other normal business activities. The maximum interval between any two meetings of the Board/committee did not exceed 120 days during the year. Agenda papers containing all necessary information/documents are made available to the Board / committee members in advance to enable them to discharge their responsibilities effectively and take informed decisions. All necessary information as specified in the Act, Secretarial Standard -1, and the SEBI LODR Regulations, is regularly made available to the Board.

The Company Secretary finalises the agenda for the Board meetings in consultation with the Chairman, the CEO and the Managing Director. The agenda for committee meetings is circulated after consultation with the Chairpersons of the respective committees. The relevant members of the Management team are invited for discussions on the Company's performance at these meetings. In special and exceptional circumstances, additional item(s) are taken up as 'any other item' with the permission of the Chairperson of the Board / respective committee and with the consent of majority of the Board / committee members present at the meeting.

Board Support:

The Company Secretary is responsible for convening of the Board and committee meetings along with preparation of the agenda papers for such meetings. The Company Secretary attends all the meetings of the Board and its committees and ensures that the Board and its committees, function in accordance with compliance and governance principles. The Company Secretary also ensures appropriate recording of minutes of the meetings after incorporating the comments received from the members of the Board or respective committees on the draft minutes within the timeline as specified in the Act.

In compliance of the provisions of the Act, the Company Secretary annually obtains from each Director, details of the Board and Board's committees positions he/ she occupies in other companies, and changes, if any, regarding their directorships and places the same at the subsequent Board meetings.

Post-Meeting Follow-up System:

We have an effective post-meeting follow-up system, whereby all-important decisions taken at Board/committee meetings are tracked until their closure.

Independent Directors:

Pursuant to Regulation 25(8) of the SEBI LODR Regulations, the Independent Directors have confirmed that they are not aware of any circumstances or situation which exist, or which may be reasonably anticipated, that could impact their ability to discharge their duties with an objective independent judgment and without any external influence. As confirmed to the Board, the Independent Directors meet the criteria of independence and are independent of the Management, as mentioned under Regulation 16(1)(b) of the SEBI LODR Regulations.

Ms. Pallavi Shardul Shroff, Independent Director of the Company, is the Managing Partner of Shardul Amarchand Mangaldas & Co., Solicitors & Advocates, which is one of the legal firms from which the Company avails professional services. The Company has paid Rs. 2.43 million during FY 2023 to such firm for availing the professional services. The Board has determined that such payment in the context of gross turnover of such legal firm or total income of the Company is negligible and does not affect independence of Ms. Shroff.

During the year, Mr. Vikram Singh Mehta and ACM (Retd.) Birender Singh Dhanoo have been appointed as Independent Directors of the Company.

Meeting of Independent Directors:

Pursuant to Schedule IV of the Act and Regulation 25(3) of the SEBI LODR Regulations, Independent Directors met on March 17, 2023, during the year, without the presence of other members of the Board or the Company's Management. At the meeting, the Independent Directors discussed a wide range of subjects, including, but not limited to, review of performance of non-independent Directors as also themselves, including the Chairman of the Board and the Board as a whole. They also discussed the quality, quantity and timeliness of the flow of information between the Company's Management and the Board. In addition to this formal meeting, interactions outside the Board meetings also take place between the Chairman and other Independent Directors.

Skills matrix of the Board:

The Company's Board represents a blend of experience and expertise across diverse areas of industry, management, finance, law, global business, sales and marketing, technology, etc.

The Directors on the Board possess professional qualifications, expertise and wide experience including experience that is relevant to the business of the Company. The Board is structured in a manner which ensures diversity by age, education/ qualifications, professional background, sector expertise and special skills. The Directors take appropriate measures to avoid any present or potential conflict of interest, ensure adequate availability of their time for the Company and emulate values that embody the Company's values, particularly integrity, honesty, and transparency.

In terms of requirement of the SEBI LODR Regulations, skills / expertise / competencies of the Directors on the Board as on March 31, 2023, are as follows:

S. No.	Skill set	Names of Directors who have selected the skill set
1	Industry knowledge	<ul style="list-style-type: none"> • ACM (Retd.) Birender Singh Dhanoo • Mr. Rahul Bhatia • Mr. Anil Parashar • Mr. Gregg Albert Saretsky
2	Risk Management	<ul style="list-style-type: none"> • Dr. Venkataramani Sumantran • Ms. Pallavi Shardul Shroff • ACM (Retd.) Birender Singh Dhanoo • Mr. Meleveetil Damodaran • Mr. Anil Parashar • Mr. Gregg Albert Saretsky
3	Understanding of Social Sector	<ul style="list-style-type: none"> • Dr. Venkataramani Sumantran • Mr. Meleveetil Damodaran
4	Law and Corporate Governance	<ul style="list-style-type: none"> • Dr. Venkataramani Sumantran • Ms. Pallavi Shardul Shroff • Mr. Vikram Singh Mehta • Mr. Rahul Bhatia • Mr. Meleveetil Damodaran • Mr. Anil Parashar
5	Financial Expertise	<ul style="list-style-type: none"> • Mr. Meleveetil Damodaran • Dr. Venkataramani Sumantran • Mr. Anil Parashar
6	Strategic Planning	<ul style="list-style-type: none"> • Dr. Venkataramani Sumantran • Ms. Pallavi Shardul Shroff • Mr. Vikram Singh Mehta • ACM (Retd.) Birender Singh Dhanoo • Mr. Meleveetil Damodaran • Mr. Rahul Bhatia • Mr. Gregg Albert Saretsky
7	Leadership	<ul style="list-style-type: none"> • Ms. Pallavi Shardul Shroff • Mr. Vikram Singh Mehta • ACM (Retd.) Birender Singh Dhanoo • Mr. Meleveetil Damodaran • Mr. Rahul Bhatia • Mr. Gregg Albert Saretsky

S. No.	Skill set	Names of Directors who have selected the skill set
8	Global Business	<ul style="list-style-type: none"> Ms. Pallavi Shardul Shroff Mr. Vikram Singh Mehta Mr. Rahul Bhatia Mr. Gregg Albert Saretsky
9	Sales and Marketing	<ul style="list-style-type: none"> Ms. Pallavi Shardul Shroff Mr. Gregg Albert Saretsky
10	Technology	<ul style="list-style-type: none"> Dr. Venkataramani Sumantran ACM (Retd.) Birender Singh Dhanoo Mr. Anil Parashar

Note: Every Director were advised to identify not more than top 5-6 skills as possessed by him/ her out of the aforesaid 10 skills, while they may in reality possess more of the skills.

Board Membership Criteria and Selection Process:

The responsibility for identifying and evaluating a suitable candidate for the Board is discharged by the Nomination and Remuneration Committee ("NRC") in terms of Section 178 of the Act. The NRC follows defined criteria for identifying, screening, and recommending candidates for election as a Director on the Board. While selecting a candidate, the NRC reviews and evaluates the Board's composition and diversity to ensure that the Board and its committees have the right mix of skill, experience, competence, independence, and knowledge to effectively discharge their role. For the Board, diversity encompasses plurality in perspective, experience, education, background, ethnicity, nationality, gender, and other attributes. To ensure proper diversity, a transparent selection process guidance on the eligibility criteria and attributes for an individual's appointment to the Board, including Executive and Independent Directors, has been laid down in the Nomination and Remuneration Policy of the Company. The NRC recommends the appointment of a candidate based on the defined criteria. The Board, on recommendation of the NRC, considers and approves appointment of the candidate as a Director on the Board and recommends his/ her appointment to the Members of the Company for their approval.

Familiarisation Programme:

The Company, through various presentations, conducts familiarisation programme for its Independent Directors to enable them to understand the business model of the Company, their roles, rights and responsibilities, nature of the industry in which the Company operates, its strategic and operating plans, etc. The CEO and the Managing Director, provide an overview of the organisation, its history, culture, values and purpose. Apart from this, the Functional Heads also share presentations to take them through their respective functions. The Independent Directors are made aware of their roles and responsibilities at the time of their appointment and a detailed Letter of Appointment is issued to them.

In the Board/ committee meetings, presentations by various departmental heads were made to the Board /committee, from time to time, which bring out all facets of the industry/business. These immersion sessions provide a good understanding of the business to the Directors and also an opportunity for the Board to interact with the next level of the Management.

The details of the familiarisation programme for the Independent Directors conducted by the Company are available on the Investor Relations section of the IndiGo's website at <https://www.goindigo.in/content/dam/goindigo/investor-relations/policies/2023/Final-Familiarisation-Programmes-for-Independent-Directors-2022-23-clean.pdf>.

Shareholding of Non-Executive Directors

The shareholding of Non-Executive Directors in the Company as on March 31, 2023 is as follows:

S. No.	Name of the Non-Executive Directors	No. of equity shares held
1	Dr. Venkataramani Sumantran	Nil
2	Ms. Pallavi Shardul Shroff	Nil
3	Mr. Vikram Singh Mehta	Nil
4	ACM (Retd.) Birender Singh Dhanoo	Nil
5	Mr. Meleveetil Damodaran	Nil
6	Mr. Anil Parashar	Nil
7	Mr. Gregg Albert Saretsky	Nil

Note: Ms. Rohini Bhatia, who resigned as Non-Executive Director of the Company w.e.f. July 11, 2022, holds 10,000 equity shares of the Company.

The Company does not have any convertible instruments as on date.

The names and category of the Directors, names of other listed entities in which they are Director(s) and number of other Directorship(s) and Committee Chairmanship(s)/ Membership(s) held by them as on March 31, 2023 are given below:

S. No.	Name of the Director	Directorships in other Public Companies	Committee Chairmanship(s)/ Membership(s) in other Public Companies		Names of Other Listed entities where Directors of the Company held Directorships with category
			Chairmanships	Memberships	
1.	Dr. Venkataramani Sumantran (Chairman) DIN: 02153989	4	1	3	1. Rane Holdings Limited (Independent Director) 2. TVS Electronics Limited (Independent Director)
2.	Ms. Pallavi Shardul Shroff DIN: 00013580	5	1	5	1. Apollo Tyres Limited (Independent Director) 2. Asian Paints Limited (Independent Director) 3. PVR Limited (Independent Director) 4. One97 Communications Limited (Independent Director)
3	Mr. Vikram Singh Mehta DIN:00041197	6	1	5	1. Colgate Palmolive India Limited (Independent Director) 2. Mahindra & Mahindra Limited (Independent Director) 3. Jubilant FoodWorks Limited (Independent Director) 4. Apollo Tyres Limited (Independent Director) 5. Larsen & Toubro Limited (Independent Director) 6. Global Health Limited (Independent Director)
4.	Air Chief Marshal (Retd.) Birender Singh Dhanoo DIN: 08851613	1	-	1	1. Hero MotoCorp Limited (Independent Director)
5	Mr. Meleveetil Damodaran DIN: 02106990	4	-	2	1. Larsen and Toubro Limited (Independent Director) 2. Biocon Limited (Independent Director)
6.	Mr. Rahul Bhatia DIN: 00090860	1	-	-	
7.	Mr. Anil Parashar DIN: 00055377	1	-	-	
8	Mr. Gregg Albert Saretsky DIN: 08787780	-	-	-	

Notes:

- The committee positions and directorships held by the Directors, as mentioned above do not include the private limited companies, foreign companies and companies registered under Section 8 of the Act, as per the requirements of Regulation 26 of the SEBI LODR Regulations.
- The committees considered for this purpose are those prescribed under Regulation 26 of the SEBI LODR Regulations viz. Audit Committee and Stakeholders' Relationship Committee of public limited companies.
- Necessary disclosures regarding directorships held in other companies as on March 31, 2023, have been made by the Directors.
- None of the Directors on the Board is a member of more than 10 (ten) committees or Chairman of more than 5 (five) committees (as specified in Regulation 26 of the SEBI LODR Regulations) across all the public limited companies, whether listed or not, in which he/ she is a Director. Necessary disclosures regarding committee positions in other public limited companies as on March 31, 2023, have been made by the Directors.

- None of the Directors are related inter-se.
- Apart from receiving remuneration, none of the Non-Executive Directors (except Mr. Gregg Albert Saretsky), has or had any material pecuniary relationship with the Company, its holding, subsidiary or associate companies, or their Promoters or Directors, during the two immediately preceding financial years or during the current financial year. Mr. Gregg Albert Saretsky has received fees for advisory services of USD 0.84 million during the year, as approved by the Members through Postal Ballot on March 18, 2022.
- The independence of a Director is determined by the criteria stipulated under Section 149(6) of the Act and Regulation 16(1)(b) of the SEBI LODR Regulations, as amended. The terms and conditions of appointment of the Independent Directors are disclosed on the IndiGo's website.
- None of the Directors of the Company is a Director in more than 7 (seven) listed companies, including as an independent director in more than 7 (seven) listed companies (as specified in Regulation 17A of the SEBI LODR Regulations). In addition to the SEBI LODR Regulations, the directorship of the Directors is also in compliance with Section 165 of the Act.
- During FY 2023, no Independent Director has resigned. However, Mr. Meleveetil Damodaran stepped down as the Chairman and Independent Director with effect from May 03, 2022 on attaining the age of 75 years.

III. Committees of the Board

In compliance with the statutory requirements, the Board has constituted five (5) Committees of the Board with specific terms of reference and scope as under: –

- i. Audit Committee
- ii. Nomination and Remuneration Committee
- iii. Stakeholders Relationship Committee
- iv. Corporate Social Responsibility Committee
- v. Risk Management Committee

The composition of all the Committees meets the requirements of the Act and the SEBI LODR Regulations. The details of the role, terms of reference and composition of the Committees of the Board, including number of meetings held during FY 2023 and attendance thereat, are set forth below. The Company has provided a facility to attend the meetings through video conferencing whenever required by the Directors.

1. Audit Committee:

The Audit Committee has been constituted in accordance with the provisions of Section 177 of the Act and Regulation 18 read with Part C of Schedule II of the SEBI LODR Regulations.

a) An indicative list of the terms of reference of the Committee

The Committee's role and terms of reference are in compliance with the provisions of the Act and the SEBI LODR Regulations. The roles and terms of reference include the following:

- To oversee the financial reporting process to ensure transparency, correctness, and credibility of financial statements;
- To review the quarterly, half-yearly and annual financial statements before submission to the Board for approval;
- To evaluate compliance of internal financial controls and risk management systems;
- To recommend appointment, remuneration and terms of appointment of auditors of the Company and review performance of statutory and internal auditors;
- To approve transactions of the Company with related parties or subsequent modification therein;
- To review and oversee the functioning of the whistle blower / vigil mechanism;
- To recommend policies in relation to prohibition of the Insider Trading Code and supervise implementation of the same;
- To consider and comment on rationale, cost-benefits and impact of schemes involving merger, demerger, amalgamation etc., on the Company and its shareholders
- Review of tax and non-tax litigations.

b) Composition

The composition of the Audit Committee is in compliance with the Act and the SEBI LODR Regulations. All the members of the Committee are Non-Executive Directors, with two-thirds of them including the Chairman of the Committee, being Independent Directors. All the members of the Committee possess knowledge and understanding of finance, accounts, and audit. The Company Secretary acts as the Secretary to the Committee.

The Chief Executive Officer, the Chief Financial Officer, the Senior Vice President – Finance, and the General Counsel are permanent invitees to the meetings of the Committee. The concerned partner / authorised representatives of the Statutory Auditors and Internal Auditors are also invited to the meetings of the Committee as and when required.

The Chairman of the Committee has attended the previous AGM held on August 26, 2022, as required under Regulation 18 of the SEBI LODR Regulations.

c) Meetings and attendance

During the year, the Committee met nine (09) times on the following dates and the time gap between any two meetings was not more than 120 days.

S. No.	Dates of Committee meeting	Composition of the Committee			
		Dr. Venkataramani Sumantran, Chairman (Independent Director)*	Ms. Pallavi Shardul Shroff (Independent Director)	Mr. Vikram Singh Mehta (Independent Director)#	Mr. Anil Parashar (Non-Executive Director)
1	May 17, 2022	✓	✓	NA	✓
2	May 25, 2022	✓	✓	NA	✓
3	June 30, 2022	✓	✓	NA	✓
4	August 03, 2022	✓	Leave of absence	✓	✓
5	September 21, 2022	✓	✓	✓	✓
6	November 04, 2022	✓	Leave of absence	✓	✓
7	November 23, 2022	✓	✓	✓	✓
8	November 30, 2022	✓	✓	✓	✓
9	February 03, 2023	✓	✓	✓	✓

*Redesignated as the Chairman of the Committee w.e.f. May 4, 2022

Inducted as a member of the Committee w.e.f. July 1, 2022.

2. Nomination and Remuneration Committee:

The Nomination and Remuneration Committee has been constituted in accordance with the provisions of Section 178 of the Act and Regulation 19 read with Part D of Schedule II of the SEBI LODR Regulations. As per the SEBI (Share Based Employee Benefits and Sweat Equity) Regulations, 2021, the NRC also acts as the Compensation Committee for administration of the Employees Stock Option Scheme (ESOS).

a) An indicative list of the terms of reference of the Committee

The terms of reference of the Committee cover areas as contemplated under the Act and the SEBI LODR Regulations, besides other terms as referred by the Board from time to time. The roles and responsibilities of the NRC include the following:

- To identify persons who are qualified to become Directors and who may be appointed in Senior Management in accordance with the criteria laid down by the Committee and recommend to the Board their appointment and removal;
- To formulate criteria for evaluation of Directors, Board, and its Committees;
- To decide the overall compensation structure/ policy for the employees, Senior Management and Directors of the Company and recommend to the Board, all remuneration in whatever form, payable to the Senior Management;
- To devise a policy on Board diversity and succession planning;

- To oversee the familiarisation programs for Directors;
- To administer and superintend the ESOS including but not limited to formulation of detailed terms and conditions of the ESOS;
- To approve grant of options and allot shares against the options exercised in terms of ESOS of the Company to the eligible employees/ ex-employees/ Directors of the Company, from time to time.

b) Composition

The Committee's composition complies with Section 178 of the Act and Regulation 19 of the SEBI LODR Regulations. All the members of the Committee are Non-Executive Directors, with two-thirds of them including the Chairperson of the Committee, being Independent Directors. The Company Secretary acts as the Secretary of the Committee.

The Chief Executive Officer, the Head – HR and the General Counsel are permanent invitees to the Committee meetings.

The Chairperson of the Committee has attended the previous AGM held on August 26, 2022 as required under Section 178(7) of the Act.

c) Meetings and attendance

During the year, the Committee met eight (08) times on the following dates:

S. No.	Dates of Committee meeting	Composition of the Committee					
		Ms. Pallavi Shardul Shroff, Chairperson (Independent Director)	Dr. Venkataramani Sumantran (Independent Director)	Mr. Vikram Singh Mehta (Independent Director)*	ACM (Retd.) Birender Singh Dhanoo (Independent Director)#	Mr. Meleveetil Damodaran §	Mr. Anil Parashar (Non-Executive Director)
1	April 10, 2022	✓	✓	NA	NA	✓	✓
2	April 30, 2022	✓	✓	NA	NA	✓	✓
3	May 17, 2022	✓	✓	NA	NA	NA	✓
4	May 18, 2022	Leave of absence	✓	NA	NA	NA	✓
5	August 02, 2022	✓	✓	✓	NA	NA	✓
6	August 18, 2022	✓	✓	✓	NA	NA	✓
7	November 04, 2022	Leave of absence	✓	✓	✓	✓	✓
8	February 02, 2023	✓	✓	✓	✓	✓	✓

* Inducted as a member of the Committee w.e.f. July 1, 2022.

Inducted as a member of the Committee w.e.f. November 3, 2022.

§ Stepped down as an Independent Director w.e.f. May 3, 2022 on attaining the age of 75 years, thus ceased to be a member of the Committee. Re-inducted as a member of the Committee w.e.f. November 3, 2022 as a Non-Independent Non-Executive Director.

d) Board evaluation

Pursuant to the provisions of the Act and the SEBI LODR Regulations, an evaluation process was carried out to evaluate performance of the Board, committees of the Board, the Chairman of the Board and all Directors, including Independent Directors. The evaluation was aimed at improving the effectiveness of all these constituents and enhancing their contribution to the functioning of the Board.

For FY 2023, an external consultant was appointed to conduct the process of Board evaluation. For further details on the Board evaluation, please refer to the Board's Report.

e) Remuneration Policy

The Company had adopted the InterGlobe Aviation Limited – Nomination and Remuneration Policy (Policy) in compliance with Section 178 of the Act and Regulation 19(4) read with Part D of Schedule II to the SEBI LODR Regulations, for identification, selection and appointment of Directors, Key Managerial Personnel (KMPs) and Senior Management of the Company. The Policy lays down the process and parameters for the appointment and remuneration of the KMPs and other senior management personnel and the criteria for determining qualifications, highest level of personal and professional ethics, positive attributes, financial literacy, and independence of a Director.

As per the requirements of the Act and the SEBI LODR Regulations, the Policy is available on the Investor Relations section of the IndiGo's website at <https://www.goindigo.in/content/dam/goindigo/investor-relations/policies/2021/InterGlobe-Nomination-and-Remuneration-Policy.pdf>.

A) Remuneration to Non-Executive Directors

The Non- Executive Directors, including the Independent Directors, are paid sitting fees of Rs. 100,000 (Rupees One lakh only) for attending each meeting of the Board and its Committees. Further, the Independent Directors are entitled to receive remuneration in the form of profit related commission, not exceeding Rs. 5,000,000 (Rupees fifty lakhs), for each financial year during their tenure as Independent Directors, subject to the statutory ceiling, to be approved by the Board for each financial year, based on the financial performance of the Company for that financial year. No profit related commission was recommended by the Board for Independent Directors for FY 2023 in the absence of profits for the year. Further, the Non- Executive Directors (other than Independent Directors), are also entitled to avail certain travel benefits in the flights operated by the Company, during their term.

In addition, Mr. Gregg Albert Saretsky, Non-Executive Director of the Company has received fees of USD 0.84 million for providing advisory services based on approval of the Members of the Company by a special resolution passed through Postal Ballot on March 18, 2022.

Details of sitting fees paid to the Non - Executive Directors during the year are as under:

(Amount in Rs. million)				
S. No.	Name of Director	Sitting fees		Total
		Board meetings	Committee meetings	
1	Dr. Venkataramani Sumantran	1.3	2.1	3.4
2	Ms. Pallavi Shardul Shroff	0.7	1.7	2.4
3	Mr. Vikram Singh Mehta	0.9	1.0	1.9
4	ACM (Retd.) Birender Singh Dhanoa	0.8	0.7	1.5
5	Mr. Meleveetil Damodaran	1.0	0.8	1.8
6	Ms. Rohini Bhatia (till July 11, 2022)	0.4	0.2	0.6
7	Mr. Anil Parashar	1.3	2.7	4.0
8	Mr. Gregg Albert Saretsky	1.2	0.4	1.6
	Total	7.6	9.6	17.2

B) Remuneration to Executive Directors

- Whole Time Director and CEO (till September 30, 2022):

The details of remuneration paid to then Mr. Ronojoy Dutta, Whole Time Director and CEO of the Company during FY 2023 (till September 30, 2022, date of resignation) is as under:

(Amount in Rs. million)			
Salary and Allowances [#]	Committed Bonus	Perquisites	Total [#]
9.34	Nil	3.28	12.62

[#]The above figures do not include provisions for encashable leave, gratuity and Company's contribution to provident fund. The above figures also do not include the amount of full and final settlement including ex-gratia amount, notice pay and severance pay.

During the year, Mr. Dutta resigned as the Whole time Director and CEO on May 18, 2022 effective September 30, 2022. The Shareholders approved the payment of remuneration from April 01, 2022 to September 30, 2022 and full and final settlement including ex- gratia amount, notice pay and severance fees as minimum remuneration through Postal Ballot on September 29, 2022, details of which are as under:

- Notice Pay: Rs. 30.15 million for 4.5 months (It may be further noted that he was on a pay cut of 17.5%).
- Accelerated Bonus – Rs. 103.59 million.
- Accelerated payment for Stock Options - Rs. 70.60 million, in lieu of 64,750 stock options which were due for vesting on January 29, 2023 post his resignation.

The payments of accelerated bonus and accelerated payment for Stock Options was subject to a review of performance of Mr. Dutta's roles until the completion of his term of employment.

In return for the above, Mr. Dutta agreed to the enhanced Non-Compete clause for a period of two years as against one year as originally agreed to.

- Managing Director

Mr. Rahul Bhatia was appointed as the Managing Director of the Company with effect from February 4, 2022 for a period of 5 years. He has not drawn any remuneration, benefits, amenities, or perquisites from the Company during FY 2023 in his capacity as the Managing Director of the Company.

3. Corporate Social Responsibility Committee:

The Corporate Social Responsibility ("CSR") Committee has been constituted in accordance with the provisions of Section 135 of the Act. The Company continues to pursue CSR activities as one of its fundamental priorities. The CSR Committee aligns and integrates social wellbeing, economic growth and environmental sustainability with the Company's core values, operations and growth.

a) An indicative list of the terms of reference of the Committee

The roles and responsibilities of the CSR Committee include the following:

- To oversee CSR and other related matters as may be referred to it by the Board and discharge the roles as prescribed under Section 135 of the Act;
- To lay down scope of CSR activities that can be undertaken by the Company;
- To recommend the amount to be incurred on such activities as per Schedule VII to the Act;
- To monitor the CSR Policy of the Company;
- To institute a transparent monitoring mechanism for implementation of CSR activities.

The CSR Policy adopted by the Company is uploaded on the Investor Relations section of the IndiGo's website at <https://www.goindigo.in/content/dam/goindigo/investor-relations/policies/InterGlobe-Aviation-Limited-Corporate-Social-Responsibility-Policy-2.pdf>.

b) Composition

The composition of the Committee is in compliance with Section 135 of the Act. The Company Secretary acts as the Secretary of the Committee. The CEO, the Chief Financial Officer, the General Counsel, the Head - HR, and the Director – CSR are permanent invitees to the meetings of the Committee.

The Board at its meeting held on August 3, 2022, approved the appointment of Ms. Rohini Bhatia as an Advisor to the CSR Committee and as a permanent invitee to all Committee meetings.

c) Meetings and attendance

During the year, the Committee met four (04) times on the following dates with necessary quorum being present at all the meetings:

S. No.	Dates of Committee meeting	Composition of the Committee			
		Mr. Meleveetil Damodaran, Chairman (Non-Executive Director) [#]	Ms. Pallavi Shardul Shroff (Independent Director)	Mr. Anil Parashar (Non-Executive Director)	Ms. Rohini Bhatia (Non-Executive Director) [*]
1	May 19, 2022	NA	Leave of absence	✓	✓
2	August 02, 2022	NA	✓	✓	NA
3	November 03, 2022	✓	Leave of absence	✓	NA
4	February 03, 2023	✓	✓	✓	NA

[#] Inducted as a member and Chairman of the CSR Committee w.e.f. August 2, 2022.

^{*} Ceased to be the Chairperson and member of the CSR Committee w.e.f. July 11, 2022.

4. Stakeholders Relationship Committee:

The Committee has been constituted for redressal of shareholder and investor complaints and other stakeholders' related issues, in terms of Section 178 of the Act and Regulation 20 read with Part D of Schedule II of the SEBI LODR Regulations.

a) An indicative list of the terms of reference of the Committee

The roles and responsibilities of the Committee are as prescribed under the Act and the SEBI LODR Regulations, which include the following:

- To look into various aspects of interest of shareholders, including the resolution of their grievances, if any relating to transfer/ transmission of securities, non-receipt of annual report, non-receipt of declared dividends, dematerialisation/ re-materialisation of securities;
- To look into other matters relating to shareholders / investors including issues related to general meetings;
- To review various measures and initiatives taken by the Company for reducing the quantum of unclaimed dividends, if any; and
- To ensure timely receipt of dividend warrants / annual reports by the shareholders of the Company.

b) Composition

The composition of the Committee is in accordance with provisions of Section 178(5) of the Act and Regulation 20 of the SEBI LODR Regulations. The Company Secretary acts as the Secretary of the Committee. Mr. Sanjay Gupta, Company Secretary and Chief Compliance Officer of the Company, is the Compliance Officer of the Committee.

The CEO, the Chief Financial Officer, and the General Counsel are permanent invitees to the meetings of the Committee.

The Chairperson of the Committee has attended the previous AGM held on August 26, 2022 as required under Section 178(7) of the Act.

c) Meetings and attendance

In FY 2023 the Committee met four (4) times on the following dates with necessary quorum being present at all the meetings:

S. No.	Dates of Committee meeting	Composition of the Committee				
		ACM (Retd.) Birender Singh Dhanoa, Chairman (Independent Director) [#]	Ms. Pallavi Shardul Shroff (Independent Director)	Mr. Anil Parashar (Non-Executive Director) [§]	Ms. Rohini Bhatia (Non-Executive Director) [*]	Mr. Ronojoy Dutta (Whole Time Director and CEO) [®]
1	May 19, 2022	NA	Leave of absence	NA	✓	✓
2	August 02, 2022	✓	✓	NA	NA	✓
3	November 04, 2022	✓	Leave of absence	✓	NA	NA
4	February 03, 2023	✓	✓	✓	NA	NA

[#] Inducted as a member of the Committee with effect from July 1, 2022 and redesignated as the Chairman of the Committee w.e.f. August 2, 2022

[§] Inducted as a member of the Committee w.e.f. November 3, 2022

^{*} Ceased to be the Chairperson and member of the Committee w.e.f. July 11, 2022, consequent to her resignation as a Non-Executive Director

[®] Ceased to be a member of the Committee w.e.f. September 30, 2022, consequent to his resignation as the Whole Time Director and CEO

The Company has not received any Investor Complaints during FY 2023. Two demat requests were received during the year which were attended within the stipulated timelines.

5. Risk Management Committee:

The Risk Management Committee has been constituted in accordance with the provisions of Regulation 21 of the SEBI LODR Regulations to frame, implement and monitor the risk management plan.

a) An indicative list of the terms of reference of the Committee

The roles and responsibilities of the Committee are as prescribed under the SEBI LODR Regulations, which include the following:

- To formulate a detailed Risk Management Policy which shall include:
 - o A framework for identification of internal and external risks specifically faced by the Company, in particular including financial, operational, sectoral, sustainability (particularly, ESG related risks), information, cyber security risks or any other risk as may be determined by the Committee
 - o Measures for risk mitigation including systems and processes for internal control of identified risks
 - o Business continuity plan
- To periodically review the risk management policy, at least once in two years, including by considering the changing industry dynamics and evolving complexity
- To identify, in consultation with business, review and discuss the key risks facing the Company, including, but not limited to financial, operational, sectoral, sustainability (particularly, ESG related risks), information, cyber security risks, regulatory, reputational and any other risks as may be determined by the Committee
- To ensure that appropriate methodology, processes and systems are in place to monitor and evaluate risks associated with the business of the Company
- To monitor and oversee implementation of the risk management policy, including evaluating the adequacy of risk management systems
- To address risk management related issues as may emerge in internal audit
- To keep the Board informed about the nature and content of its discussions, recommendations and actions to be taken
- To review the appointment, removal and terms of remuneration of the Chief Risk Officer (if any)
- To coordinate its activities with other committees (mainly Audit Committee), in instances of any overlap with activities of such committees, as per the framework laid down by the Board
- To review Reports on Environmental, Social, and Governance ("ESG") and Business Responsibility and Sustainability Report ("BRSR") and oversee the implementation of ESG and Sustainability measures in the Company

b) Composition

The constitution of the Committee is in compliance with Regulation 21 of the SEBI LODR Regulations. The Company Secretary acts as the Secretary of the Committee. The Chief Financial Officer, the General Counsel and the Senior Vice President – Finance are permanent invitees to the Committee meetings. Other senior officials are invited to share updates through presentations to the Committee at its meetings on regular basis.

c) Meetings and attendance

During the year, the Committee met four (04) times on the following dates with necessary quorum being present at all the meetings:

S. No.	Dates of Committee meeting	Composition of the Committee						
		Mr. Gregg Albert Saretsky, Chairman (Non-Executive Director) [§]	Dr. Venkataramani Sumantran (Independent Director)	Mr. Anil Parashar (Non-Executive Director)	ACM (Retd.) Birender Singh Dhanoa (Independent Director)*	Mr. Meleveetil Damodaran (Non-Executive Director) [#]	Mr. Petrus Johannes Theodorus Elbers (Chief Executive Officer) [®]	Mr. Ronjoy Dutta (Whole Time Director and CEO)**
1	May 19, 2022	✓	✓	✓	NA	NA	NA	✓
2	August 02, 2022	✓	✓	✓	✓	NA	NA	✓
3	November 03, 2022	✓	✓	✓	Leave of absence	✓	✓	NA
4	February 02, 2023	✓	✓	✓	✓	✓	✓	NA

[§] Re-designated as the Chairman of the Committee w.e.f. March 28, 2023, in place of Dr. Venkataramani Sumantran, who stepped down as the Chairman of the Committee and continued as a member.

* Inducted as a member of the Committee w.e.f. July 1, 2022.

[#] Inducted as a member of the Committee w.e.f. August 2, 2022

[®] Inducted as a member of the Committee w.e.f. November 3, 2022.

** Ceased to be a member of the Committee w.e.f. September 30, 2022.

IV. General Body Meetings

- i. Details regarding the Annual General Meetings ("AGMs") held during the last three financial years and special resolutions passed at those meetings are as follows:

Financial Year	Date and Time	Venue	Special Resolutions passed
2021-22	Friday, August 26, 2022 at 11:00 a.m.	Through Video conferencing or Other Audio-Visual Means	<ul style="list-style-type: none"> Appointment of Mr. Vikram Singh Mehta (DIN: 00041197) as an Independent Director of the Company Appointment of Air Chief Marshall (Retd.) Birender Singh Dhanoa (DIN: 08851613) as an Independent Director of the Company Appointment of Mr. Meleveetil Damodaran (DIN:02106990) as a Non-Executive Director of the Company
2020-21	Tuesday, August 31, 2021 at 2.30 p.m.	Through Video-conferencing or Other Audio-Visual Means	Nil
2019-20	Friday, September 04, 2020, at 10: 00 am	Through Video-conferencing or Other Audio-Visual Means	<ul style="list-style-type: none"> Appointment and remuneration of Mr. Ronjoy Dutta, Whole Time Director and CEO of the Company Increase in the borrowing powers of the Board Increase in limit for creation of charges against borrowings of the Company

- ii. Details of resolution passed through Postal Ballot during FY 2023 and details of e-voting:

Procedure for postal ballot-

The Postal Ballot was conducted in accordance with the provisions contained in Section 110 of the Act read with Rule 20 and 22 of the Companies (Management and Administration) Rules, 2014, and the General Circular No. 14/2020 dated April 08, 2020, the General Circular No. 17/2020 dated April 13, 2020, the General Circular No. 22/2020 dated June 15, 2020, the General Circular No. 33/2020 dated September 28, 2020 and the General Circular No. 39/2020 dated December 31, 2020, issued by the Ministry of Corporate Affairs (collectively referred as "MCA Circulars") and the SEBI LODR Regulations.

In compliance with the MCA Circulars and other applicable provisions, the Postal Ballot Notice along with explanatory statement in electronic mode was sent to all the Members whose e-mail addresses were registered with the Company/ their Depository Participants as on cut off dates. The National Securities Depositories Limited ("NSDL") was engaged as the authorised agency to provide the remote e-voting facility during the voting period fixed for this purpose.

The Board had appointed Ms. Amrita D.C. Nautiyal, Proprietor, M/s. Amrita Nautiyal & Associates, Practising Company Secretaries, as the Scrutinizer to ensure that the Postal Ballot process is conducted in a fair and transparent manner.

After completion of scrutiny of votes, the Scrutinizer submitted the report and the result of voting by Postal Ballot was announced within 48 hours of conclusion of the voting period. The results were displayed on the Company's website and communicated to the Stock Exchanges, Depositories, and Registrar and Share Transfer Agent.

Details of resolution passed through Postal Ballot and their voting details:

S. No.	Date of passing the resolutions / Type of resolution	Purpose	Cut off dates	Votes in favour of Resolutions	Votes against Resolutions
1	September 29, 2022 – Special Resolution	Approval for remuneration of Mr. Ronojoy Dutta (DIN: 08676730), Whole Time Director and Chief Executive Officer of the Company for FY 2023 as minimum remuneration in the event of absence or inadequacy of profits	August 26, 2022	36,66,14,242 (99.1%)	31,84,797 (0.9%)

No Special Resolution is proposed to be passed through Postal Ballot as on the date of this Report. The same, if required to be passed in the future, will be decided at the relevant time.

V. Means of communication

Timely disclosure of consistent, comparable, relevant, and reliable information on corporate performance is the core of good governance. Effective communication is a process of exchanging information, ideas, thoughts, opinions and plans with all stakeholders.

Website: The Company maintains a functional website with a separate section on 'Investor Relations' and disseminates all comprehensive information required to be uploaded including information under Regulation 46 of the SEBI LODR Regulations on the website of the Company. Additionally, a facility has been given to its investors to register their email ids on the Company's website to get email alerts about any upload made on the Investor Relations section of the IndiGo's website at https://www.goindigo.in/information/investor-relations.html?linkNav=investor-relations_footer.

Financial Results: All the quarterly and annual financial results along with transcripts of the earnings call are displayed on the Investor Relations section of the IndiGo's website at https://www.goindigo.in/information/investor-relations.html?linkNav=investor-relations_footer. The quarterly, half yearly and annual results of the Company's performance are published in leading newspapers namely Financial Express (All India English edition) and Jansatta (Delhi Hindi edition).

NSE Electronic Application Processing System (NEAPS) and BSE Listing Centre: NEAPS and BSE Listing Centre are web-based applications designed by NSE and BSE respectively, for corporates for smooth filing of information with the stock exchanges. The quarterly results, shareholding pattern and all other corporate communications to the Stock Exchanges are filed through the NEAPS and the BSE Listing Centre, for dissemination on their respective websites.

News Releases, Presentations: Official news and media releases are sent to the Stock Exchanges on which the shares of the Company are listed and are also uploaded on the Investor Relations section of the Company's website at https://www.goindigo.in/information/investor-relations.html?linkNav=investor-relations_footer

Presentations to Institutional Investors/ Analysts: Presentations on the performance of the Company are placed on the Investor Relations section of the website of the Company at https://www.goindigo.in/information/investor-relations.html?linkNav=investor-relations_footer for the benefit of institutional investors, analysts and other Members immediately after communicating to the Stock Exchanges.

Annual Report: The Annual Report containing, inter alia, Audited Financial Statements, Audited Consolidated Financial Statements, Board's Report, Auditors' Report, and other important information is circulated to the Members and other persons entitled thereto. The Annual Report is also available in downloadable form on the Investor Relations section of the Company's website at https://www.goindigo.in/information/investor-relations.html?linkNav=investor-relations_footer.

VI. General shareholder information

i. Annual General Meeting

Day, Date and Time	Thursday, August 24, 2023 at 11:00 a.m.
Venue	Through Video Conferencing (VC) or Other Audio-Visual Means (OAVM)
Date of Book closure / Record date	Friday, August 18, 2023 till Thursday, August 24, 2023

ii. Financial year

The financial year of the Company starts from the 1st day of April and ends on the 31st day of March of next year. Accordingly, this report covers the period from April 01, 2022 to March 31, 2023.

The tentative dates of meeting of Board for consideration of quarterly and financial results for FY 2024, are as follows:

Particulars	Tentative Schedule
Quarter ending June 30, 2023	On or before August 14, 2023
Quarter and half-year ending September 30, 2023	On or before November 14, 2023
Quarter and nine months ending December 31, 2023	On or before February 14, 2024
Financial year ending March 31, 2024	On or before May 30, 2024
Annual General Meeting for the financial year ending March 31, 2024	On or before August 31, 2024

iii. Listing on Stock Exchanges, Stock Code and Listing Fee Payment

Name and address of the Stock Exchange	Stock code	Status of listing fee for FY 2023
National Stock Exchange of India Limited (NSE) Exchange Plaza, C-1, Block G, Bandra Kurla Complex, Bandra (E), Mumbai – 400051	INDIGO	Paid
BSE Limited (BSE) Phiroze Jeejeebhoy Towers, Dalal Street, Mumbai- 400001	539448	Paid

Custodian Fees to Depositories

The Annual custodian fees was paid to National Securities Depository Limited ("NSDL") and Central Depository Services (India) Limited ("CDSL") within the stipulated time.

iv. Corporate Identity Number (CIN) of the Company: L62100DL2004PLC129768

v. The International Securities Identification Number allotted to the Company's shares for NSDL and CDSL: INE646L01027

vi. Market Price Data:

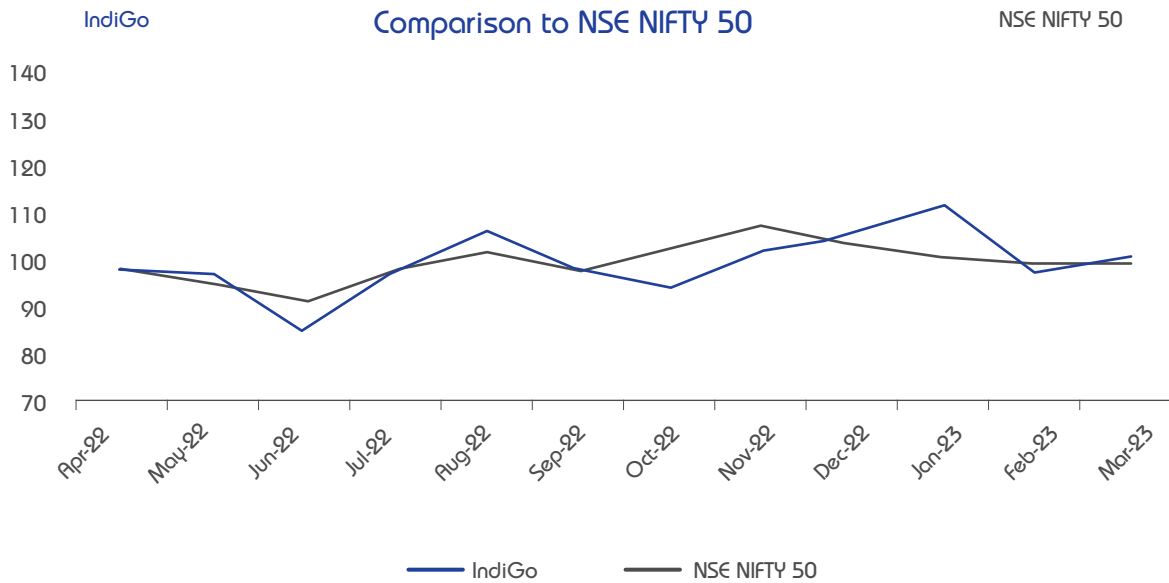
The monthly high and low prices and volume of shares of the Company at BSE Limited (BSE) and the National Stock Exchange of India Limited (NSE) for FY 2023 are as under:

Month	NSE			BSE		
	Share Price in Rs.		No. of shares traded	Share Price in Rs.		No. of shares traded
	High Price	Low Price		High Price	Low Price	
April-2022	2,038.90	1,782.00	1,11,13,260	2,037.80	1,782.65	8,03,290
May-2022	1,875.00	1,574.30	1,46,01,458	1,876.95	1,580.00	8,96,078
June-2022	1,880.00	1,511.75	1,59,23,359	1,880.00	1,513.30	6,48,630
July-2022	1,892.90	1,587.55	1,29,66,501	1,892.15	1,588.95	5,96,846
August-2022	2,103.95	1,870.00	1,39,38,648	2,103.55	1,869.30	7,03,922
September-2022	2,067.55	1,802.65	3,72,62,297	2,066.25	1,803.00	28,78,261
October-2022	1,876.00	1,722.95	1,05,84,834	1,877.00	1,715.20	7,30,985
November-2022	1,968.00	1,676.00	1,60,87,393	1,967.45	1,676.00	4,75,306
December-2022	2,100.00	1,893.90	1,61,24,475	2,099.50	1,893.00	4,05,209
January-2023	2,165.00	1,990.40	1,27,51,895	2,164.85	1,989.00	2,94,778
February-2023	2,180.00	1,816.00	2,27,77,875	2,194.00	1,816.20	1,74,60,722
March-2023	1,919.95	1810.65	1,01,75,160	1,920.00	1810.45	2,11,294

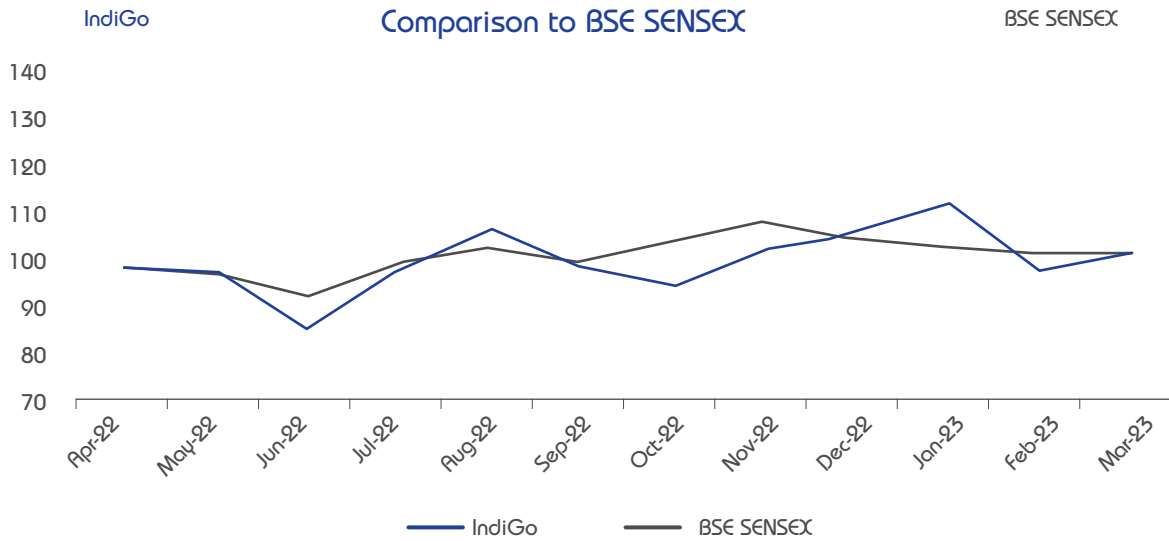


vii. Performance in comparison with broad based indices:

a. Stock Performance in comparison to NSE NIFTY 50 for FY 2023: (Base 100)



b. Stock Performance in comparison to BSE Sensex for FY 2023: (Base 100)



viii. The securities of the Company were not suspended from trading on Stock Exchanges during the year.

ix. Registrar and Share Transfer Agent (RTA)

KFin Technologies Limited
(Formerly known as KFin Technologies Private Limited)
Corporate Registry
Selenium, Tower- B, Plot No. 31 and 32, Financial District,
Nanakramguda, Hyderabad-500032, India.
Tel. No.: +91 40 6716 1509, Toll Free No.: 1800-309-4001.
E-mail: einward.ris@kfintech.com

x. Share transfer system:

The Company's shares are traded on NSE and BSE compulsorily in dematerialised mode. The dematerialised shares are transferred directly to the beneficiaries by the depositories. In terms of Regulation 40(1) of the SEBI LODR Regulations, as amended, securities can be transferred only in dematerialised form. The Members holding shares in physical form are requested to consider converting their holdings in dematerialised form.

A facility for making nomination is available to the Members in respect of the shares held by them. The Members holding shares in physical form may obtain nomination forms from the Corporate Secretarial Department or RTA of the Company. The Members holding shares in dematerialised form should contact their depository participants ("DP") in this regard. All steps were taken to comply with the requirements of SEBI circulars in this regards.

The Stakeholders Relationship Committee is responsible to review the resolution of complaints by the Members and investors. A yearly confirmation certificate of compliance related to share transfer formalities from a Company Secretary in practice as required under Regulation 40 of the SEBI LODR Regulations is obtained and a copy of the certificate is filed simultaneously with both the Stock Exchanges.

The Company has complied with all the requirements as specified in Regulation 40 of the SEBI LODR Regulations for effecting transfer of securities.

xi. Dematerialisation of shares and liquidity

The Company's shares are compulsorily traded in dematerialised form and are actively traded on both NSE and BSE. The shares are held in the dematerialised form under both the depositories, i.e., NSDL and CDSL. The Members can hold the shares with any of the DPs registered with these Depositories.

As on March 31, 2023, 99.9% of the paid-up share capital constituting almost 100% of the number of the Members is in dematerialised form.

Details of shares held in dematerialised and physical form as on March 31, 2023, are given below:

Category	Shareholders		Share Capital	
	No. of Shareholders	% to Total Shareholders	No. of Shares	% to Total Paid up Share Capital
NSDL	43,052	39.84	38,23,24,031	99.16
CDSL	65,001	60.16	29,67,568	0.77
Total shares in dematerialised form	1,08,053	100.00	38,52,91,599	99.93
Physical Form	1	0.00	2,55,500	0.07
Total	1,08,054	100.00	38,55,47,099	100.00

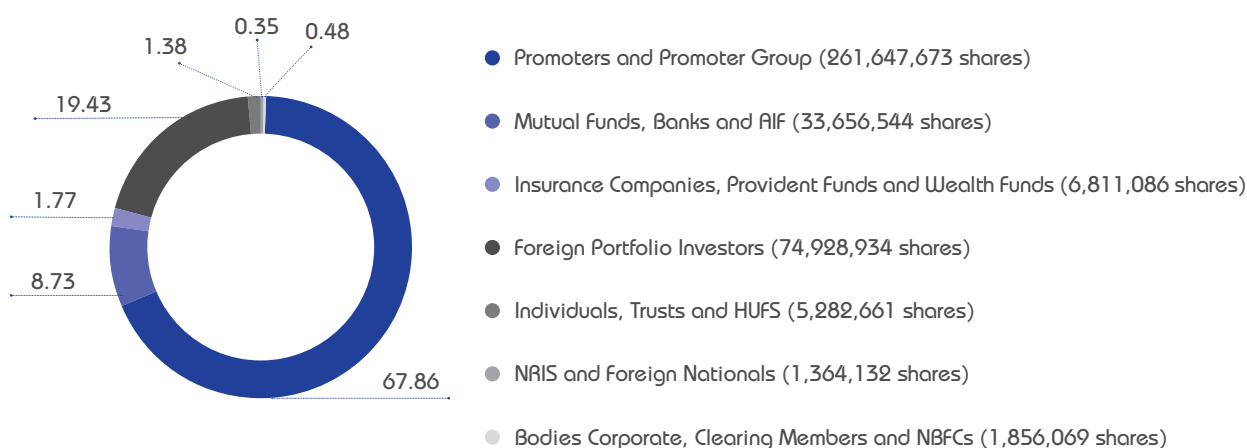
Shareholding of the Company as on March 31, 2023

a. Distribution of shareholding as on March 31, 2023:

Category Equity shares From-To	Shareholders		Share Capital	
	No. of shareholders	% of total shareholders	No. of shares	% of total shares
1 – 5,000	1,07,448	99.44	44,90,321	1.16
5,001 – 10,000	127	0.12	9,20,715	0.24
10,001 – 20,000	97	0.09	14,07,091	0.36
20,001 – 30,000	51	0.05	12,74,355	0.33
30,001 – 40,000	39	0.03	13,92,554	0.36
40,001 – 50,000	23	0.02	10,62,426	0.28
50,001 – 100,000	78	0.07	58,09,655	1.51
100,001 and above	191	0.18	36,91,89,982	95.76
Total	1,08,054	100.00	38,55,47,099	100.00

b. Shareholding pattern of the Company as on March 31, 2023, is given as under:

Shareholding Pattern



Top ten shareholders other than Promoters as on March 31, 2023:

S. No.	Name of the shareholder	Category	No. of shares held	% shareholding (%)
1	Jwalamukhi Investment Holdings	FPI	1,30,06,389	3.37
2	ICICI Prudential Life Insurance Company Limited	QIB	60,25,783	1.56
3	Platinum International Fund	FPI	41,64,955	1.08
4	SBI Equity Hybrid Fund	MF	33,00,000	0.86
5	Platinum Asia Fund	FPI	32,47,937	0.84
6	Government Pension Fund Global	FPI	31,06,701	0.81
7	WF Asian Smaller Companies Fund Limited	FPI	30,44,079	0.79
8	Kotak Flexicap Fund	MF	28,50,000	0.74
9	Redwheel Emerging Markets Equity Master Fund Limited	FPI	23,30,611	0.60
10	SBI Multicap Fund	MF	19,00,000	0.49
	Total		4,29,76,455	11.14

Legends - FPI: Foreign Portfolio Investors, QIB: Qualified Institutional Buyers, MF: Mutual Funds

xii. Outstanding GDRs/ ADRs/ Warrants or any convertible instruments, conversion date and likely impact on equity:

The Company has not issued any GDRs/ADRs/Warrants or any convertible instruments in the past and hence, as on March 31, 2023, there are no outstanding GDRs ADRs/ Warrants or any convertible instruments.

xiii. Commodity price risk or foreign exchange risk and hedging activities:

For details of commodity price risk and commodity hedging activities, please refer to part VIII of this Report. No forex or commodity hedging transaction was undertaken during the year.

xiv. Plant locations:

Twin bay hangars were developed at Indira Gandhi International Airport, New Delhi and at Kempegowda Bengaluru Airport, Bengaluru. Both the hangars were operative during FY 2023.

The Company is providing scheduled air transport services. We do not undertake any manufacturing activities.

xv. Address for correspondence:

Sanjay Gupta
 Company Secretary and Chief Compliance Officer
 InterGlobe Aviation Limited
 Level – 1-5, Tower - C, Global Business Park,
 M G Road, Gurugram, Haryana - 122 002, India
 Phone: +91 - 124 - 435 2500
 Fax: +91 - 124 - 426 8664

Dedicated e-mail Id for redressal of investors grievances: investors@goindigo.in

xvi. Credit Ratings

On March 20, 2023, ICRA revised the outlook for the Company to stable from negative and reaffirmed the Company's short-term rating at [ICRA]A1 and long term rating at [ICRA]A. ICRA reported that change in outlook is on account of improvement in operating environment for the airline industry, aided by a healthy improvement in passenger volumes and moderation in Aviation Turbine Fuel (ATF) prices over past few months. Expectation of sustained healthy passenger volumes coupled with relatively stable operating environment provides comfort and raises optimism for the Company going forward.

The ratings continue to factor in Company's domestic market leadership position, large scale, extensive network, and sustained cost competitive positioning, which are expected to help it generate improved cash flows going forward. The ratings also take in account the Company's strong liquidity position, with sizeable free cash balances and access to undrawn lines of credit, which provides it healthy flexibility to absorb any unforeseen weakening in industry conditions.

ICRA has highlighted challenges of volatility in fuel and foreign exchange, rising competition within industry and increase in the Company's overall debt. However, ICRA also acknowledged that sector was able to pass on the cost to certain extent by increase in yields without impacting demand. Further ICRA has noted improvement in leverage ratios of the Company.

The above rating action was intimated to stock exchanges under provisions of Regulation 30 of the SEBI LODR Regulations.

VII. Other Disclosures**i. Related Party Transactions**

Please refer to the section on 'Related Party Transactions' under the Board's Report, which forms a part of the Annual Report.

ii. Whistle blower policy and vigil mechanism

Please refer to the section 'Whistle Blower Policy / Vigil Mechanism' under the Board's Report, which forms a part of the Annual Report.

iii. Requirements of Chapter IV of the SEBI LODR Regulations

The Company has complied with all applicable requirements of Chapter IV of the SEBI LODR Regulations relating to the obligations of a listed entity which has listed its specified securities.

iv. Details of non-compliance penalties, strictures imposed on the Company by the Stock Exchange(s) or the SEBI or any statutory authority, or any other matter related to capital markets, during the last three years.

During FY 2023, letters were received from the NSE and BSE imposing penalties for alleged non-compliances under SEBI LODR Regulations of Regulation 17(1A) for appointment of Non-Executive Director exceeding the age of 75 years and Regulation 20 for delay in constitution of the Stakeholders Relationship Committee. The Company has filed an application for waiver of penalties with NSE and BSE. The Waiver Application was under process as on March 31, 2023.

Other than as mentioned below, all the requirements of the Stock Exchanges, SEBI or other statutory authorities on any matters related to the capital markets during the previous three years have been complied with.

Settlement proceedings: During FY 2022, an application for settlement before the Securities and Exchange Board of India ("SEBI") under the SEBI (Settlement Proceedings) Regulations, 2018 was filed in relation to a show cause notice dated November 10, 2020 (the "Show Cause Notice") issued by SEBI pursuant to the complaints filed by one of the promoters. The Show Cause Notice provided an opportunity for settlement proceedings. The Company's application for settlement of the adjudication proceedings, pursuant to the Show Cause Notice, was accepted by SEBI, and a Settlement Order was issued. Accordingly, the Company, while neither admitting nor denying the alleged violations, as duly recorded in the Settlement Order, has paid an amount of Rs. 21.03 million after which the adjudication proceedings have now concluded.

v. Compliance with mandatory corporate governance requirements and discretionary requirements

The Company is in compliance with all mandatory requirements of the SEBI LODR Regulations for FY 2023.

The Company has appointed separate persons to the post of Chairman and Chief Executive Officer.

In addition, the Company has also adopted the following discretionary requirements as specified under Part C of Schedule II of the SEBI LODR Regulations to the extent mentioned below:

a) Modified opinion in audit report:

The Company has received an unmodified audit opinion from the Statutory Auditors. You may refer to relevant section of the Board's Report for the same.

b) Reporting of Internal Auditor:

Deloitte Touche Tohmatsu India LLP (LLP Identification Number: AAC-8458), the Internal Auditors of the Company, directly report to the Audit Committee.

c) Shareholders' Rights:

Copies of the quarterly and annual financial results as approved by the Board are emailed to the shareholders who have registered on our email alert facility.

vi. Dividend Distribution Policy

'InterGlobe Aviation Limited - Dividend Distribution Policy' was adopted in compliance with Regulation 43A of the SEBI LODR Regulations. The policy sets out the parameters and factors to be considered by the Board in determining the distribution of dividend to shareholders and / or retaining profits of the Company. This policy is available on the Investor Relations section of the IndiGo's website at <https://www.goindigo.in/content/dam/goindigo/investor-relations/policies/2021/InterGlobe-Aviation-Limited-Dividend-Distribution-Policy.pdf>.

vii. Policy for determining material subsidiary

The Company has a wholly owned subsidiary 'Agile Airport Services Private Limited' ("Agile"). The minutes of the board meetings of Agile are placed before the Board as provided in Regulation 24 of the SEBI LODR Regulations.

The Board has formulated a policy for determining material subsidiary pursuant to the provisions of the SEBI LODR Regulations, namely, "InterGlobe Aviation Limited - Policy on Material Subsidiary" which is available on the Investor Relations section of IndiGo's website at <https://www.goindigo.in/content/dam/goindigo/investor-relations/policies/2021/InterGlobe-Aviation-Limited-Policy-on-Material-Subsidiary.pdf>.

viii. Policy on 'Prevention of Sexual Harassment at Workplace'

Please refer to the section 'Disclosure under Sexual Harassment of Women at Workplace (Prevention, Prohibition and Redressal) Act, 2013, ("POSH Act")', under Board's Report, which forms a part of the Annual Report.

ix. Code of Conduct for Directors and Senior Management

In compliance with the SEBI LODR Regulations, a Code of Conduct for all the Directors and Senior Management was framed and adopted. The Code lays down in detail, the standards of business conduct, ethics and strict governance norms for the Board and senior Management. The code is available on the Investor Relations section of IndiGo's website at <https://www.goindigo.in/content/dam/goindigo/investor-relations/policies/2021/Code-of-Conduct-for-Directors-and-Senior-Management.pdf>. All the Directors and the Senior Management have affirmed compliance under the Code as on March 31, 2023.

A declaration to this effect duly signed by the CEO, is annexed at the end of this Report.

x. Code of Conduct for employees

Apart from the Code of Conduct for Directors and Senior Management, the Company has also laid down a Code of Conduct for its all employees which is available on the Investor Relations section of IndiGo's website at <https://www.goindigo.in/content/dam/goindigo/investor-relations/policies/IndiGo-code-of-conduct.pdf>.

xi. Prohibition of Insider Trading

In compliance with the SEBI (Prohibition of Insider Trading) Regulations, 2015, the Company has established systems and procedures to prohibit insider trading activities and has formulated and adopted a comprehensive Code of Practices and Procedures for Fair Disclosure of Unpublished Price Sensitive Information ("Fair Disclosure Code") and Code of Conduct to Regulate, Monitor and Report Trading by the Designated Persons ("Prohibition of Insider Trading Code"). The Prohibition of Insider Trading Code lays down procedures to be followed and disclosures to be made, while trading in the Company's shares.

xii. The Company follows the highest standards of transparency and fairness in dealing with all stakeholders and ensures that no insider uses his or her position with or without the knowledge of the Company to gain personal benefit or to provide any benefit to any third party. The Company Secretary of the Company is the Compliance Officer for the purpose of Prohibition of Insider Trading Code.

xiii. Reconciliation of share capital audit

Reconciliation of share capital audit is carried out by a qualified Company Secretary in practice to reconcile the total admitted equity share capital with NSDL and CDSL and the total issued equity share capital of the Company and listed at the NSE and BSE. The audit report confirms that the total issued / paid-up capital is the aggregate of the number of shares held in physical form and in dematerialised form with NSDL and CDSL and matches with the total listed shares of the Company with NSE and BSE.

xiv. Corporate Social Responsibility Activities

Please refer to 'Annual Report on Corporate Social Responsibility Activities' (Annexure – 'A' to Board's Report), which forms part of the Annual Report.

xv. Compliance with the Secretarial Standards issued by the Institute of Company Secretaries of India

The Company has complied with the Secretarial Standards issued by the Institute of Company Secretaries of India on "Meetings of Board of Directors (SS-1)" and "General Meetings (SS-2)".

xvi. Details of utilisation of funds raised through preferential allotment or qualified institutions placement as specified under Regulation 32 (7A) of the SEBI LODR Regulations

The Company has not raised any funds through preferential allotment or qualified institutions placement as specified under Regulation 32 (7A) during FY 2023.

xvii. Certificate from Company Secretary in Practice

The Company has obtained a certificate from Surya Gupta & Associates, Practicing Company Secretaries, confirming that none of the Directors on the Board has been debarred or disqualified from being appointed or continuing as a Director of the Company by the SEBI / MCA or any such statutory authority. A copy of the said certificate is annexed to this Report.

xviii. During the financial year, there were no instances recorded where the Board has not accepted any recommendation of any Committee of the Board which is mandatorily required. The Company has followed the process as prescribed under the Act and the SEBI LODR Regulations where recommendation is required by any Committee of the Board for the approval of the Board.

xix. Fee paid to the Statutory Auditors

The total fee for all services paid by the Company and its subsidiary on a consolidated basis, to S R Batliboi & Co., Chartered Accountants, Statutory Auditors of the Company, and all entities in the network firm/ network entity of which Statutory Auditors is a part, during FY 2023 is Rs. 22.29 million for statutory audit and Rs. 10.71 million towards non-audit services.

xx. The Company does not have any unclaimed shares lying with it from any public issue.



VIII. Disclosure of commodity price risks and commodity hedging

a. Risk Management Policy of the Company with respect to commodities including through hedging:

The Company has a significant exposure to jet fuel which represents a major part of the Company's total cost. Risk Management Policy ("Policy") governs the risk management framework to address and actively manage various market risks including the risk on account of volatility in fuel prices in India. This Policy provides the operating parameters within which all risk management activities should be undertaken. As per this Policy, the Company is required to comply with the guidelines defined by the local regulators and no transaction that is speculative in nature can be undertaken by the Company in these instances.

b. Exposure of the Company to commodity and commodity risks faced by the Company throughout the year:

- i. Total exposure to commodities in fuel expenses of Rs. 236,460.17 million for FY 2023
- ii. Exposure of the Company to various commodities

Commodity Name	Exposure towards the particular commodity (₹ In million)	% of such exposure hedged through commodity derivatives				Total
		Domestic markets		International markets		
		OTC	Exchange	OTC	Exchange	
Jet Fuel	236,460.17	Not hedged through Commodity markets				

c. Commodity risks faced by the Company during the year and how they have been managed:

The Company has a significant exposure to jet fuel prices and closely monitors the jet fuel prices and their impact on yourthe Company's profitability. We believe that an increase in input costs needs to be recovered in the form of higher fares and hence, we do not use financial instruments for hedging the exposure. However, we have taken a number of steps to reduce our fuel consumption which ultimately led to lower unit fuel costs.

IX. Auditor's Certificate on Corporate Governance

The Company has complied with all the requirements of corporate governance as specified in the SEBI LODR Regulations during the year. A certificate for compliance with Regulation 34 of the SEBI LODR Regulations, from RMG & Associates Practicing Company Secretaries (Firm Registration No. P2001DE016100), is annexed to this Report.

X. CEO/CFO Certification

A certificate on financial statements for the year pursuant to Regulation 17(8) read with Schedule II Part B of the SEBI LODR Regulations has been obtained from the Chief Executive Officer and the Chief Financial Officer of the Company. A copy of the same is annexed to this Report.

On behalf of the Board of
InterGlobe Aviation Limited

Dr. Venkataramani Sumantran
Chairman
DIN: 02153989

Mr. Anil Parashar
Director
DIN: 00055377

Date: May 18, 2023
Place: Gurugram

CEO / CFO Certification

To,
The Board of Directors
InterGlobe Aviation Limited

Dear Sir,

Sub: Compliance Certificate on the financial statements of InterGlobe Aviation Limited ("Company") under Regulation 17(8) of the SEBI (Listing Obligations and Disclosure Requirements) Regulations, 2015

We, Petrus Johannes Theodorus Elbers, Chief Executive Officer and Gaurav Manohar Negi, Chief Financial Officer of the Company hereby certify that:

- A. We have reviewed financial statements and the cash flow statement for the year ended March 31, 2023, and that to the best of our knowledge and belief:
1. these statements do not contain any materially untrue statement or omit any material fact or contain statements that might be misleading;
 2. these statements together present a true and fair view of the Company's affairs and are in compliance with existing accounting standards, applicable laws, and regulations.
- B. There are, to the best of our knowledge and belief, no transactions entered into by the Company during the year ended March 31, 2023, which are fraudulent, illegal, or violative of the Company's code of conduct.
- C. We accept responsibility for establishing and maintaining internal controls for financial reporting and that we have evaluated the effectiveness of internal control systems of the Company pertaining to financial reporting and we have disclosed to the Auditors and the Audit Committee, deficiencies in the design or operation of such internal controls, if any, of which we are aware and the steps we have taken or propose to take to rectify these deficiencies.
- D. We have indicated to the Auditors and the Audit Committee:
1. significant changes in internal control over financial reporting during the year ended March 31, 2023
 2. significant changes in accounting policies during the year ended March 31, 2023, and that the same have been disclosed in the notes to the financial statements; and
 3. instances of significant fraud of which we have become aware and the involvement therein, if any, of the Management or an employee having a significant role in the Company's internal control system over financial reporting.

Petrus Johannes Theodorus Elbers
Chief Executive Officer

Gaurav Manohar Negi
Chief Financial Officer

Date: May 18, 2023
Place: Gurugram



Declaration on Compliance of Code of Conduct

I, Petrus Johannes Theodorus Elbers, Chief Executive Officer of InterGlobe Aviation Limited, hereby confirm that the members of the Board of Directors and Senior Management personnel have affirmed compliance with the InterGlobe Aviation Limited - Code of Conduct for Directors and Senior Management for the financial year ended March 31, 2023.

Petrus Johannes Theodorus Elbers
Chief Executive Officer

Date: May 18, 2023

Place: Gurugram

Compliance Certificate

[Pursuant to Regulation 34(3) read with Schedule V Para 6 of the Securities and Exchange Board of India (Listing Obligations and Disclosure Requirements) Regulations, 2015]

To,
The Members
InterGlobe Aviation Limited
(CIN: L62100DL2004PLC129768)
Upper Ground Floor, Thapar House,
Gate No. 2, Western Wing, 124 Janpath,
New Delhi -110001

We have examined the compliance of conditions of Corporate Governance of InterGlobe Aviation Limited (hereinafter referred to as "the Company"), having its Registered Office situated at Upper Ground Floor, Thapar House, Gate No. 2, Western Wing, 124 Janpath, New Delhi -110001, for the financial year ended on March 31, 2023, as stipulated in the relevant regulations of the Securities and Exchange Board of India (Listing Obligations and Disclosure Requirements) Regulations, 2015, as amended from time to time ("SEBI LODR, 2015").

The compliance of conditions of Corporate Governance is the responsibility of the Management. Our examination was limited to a review of procedures and implementation thereof, adopted by the Company for ensuring compliance with the conditions of Corporate Governance. It is neither an audit nor an expression of opinion on the financial statements of the Company.

In our opinion and to the best of our information and according to the explanations given to us, we certify that the Company has generally complied with the conditions of Corporate Governance as stipulated in the above-mentioned Listing Regulations except that during the period under review, BSE Limited ("BSE") and National Stock Exchange of India Limited ("NSE") imposed penalties for alleged non-compliances with respect to conditions stated in Regulation 17(1A) and 20(2A) of SEBI (LODR) 2015. The Company has filed an application to BSE and NSE for waiver of penalties and the same is still pending as on date of this certificate.

During the year under review, the Board of Directors at its meeting held on April 12, 2022, approved the appointment of Independent Directors, subject to receipt of security clearance from the Ministry of Civil Aviation, which was subsequently received on May 27, 2022.

We further state that this certificate is neither an assurance as to the future viability of the Company nor of the efficiency or effectiveness with which the Management has conducted the affairs of the Company.

For RMG & Associates
Company Secretaries
Firm Registration No.: P2001DE016100
Peer Review No.: 734/2020

Date: May 18, 2023
Place: New Delhi
UDIN: F005123E000333704

CS Manish Gupta
Partner
FCS: 5123; C.P. No.: 4095

Certificate of Non-Disqualification of Directors

(Pursuant to Regulation 34(3) and Schedule V Para C clause (10)(i) of the SEBI (Listing Obligations and Disclosure Requirements) Regulations, 2015)

To,
The Members of
InterGlobe Aviation Limited
Upper Ground Floor, Thapar House,
Gate No. 2, Western Wing, 124 Janpath,
New Delhi-110001

We have examined the relevant registers, records, forms, returns and disclosures received from the Directors of **InterGlobe Aviation Limited** having CIN **L62100DL2004PLC129768** and having its registered office at **Upper Ground Floor, Thapar House, Gate No. 2, Western Wing, 124 Janpath, New Delhi-110001** (hereinafter referred to as 'the Company'), produced before us by the Company for the purpose of issuing this Certificate, in accordance with Regulation 34(3) read with Schedule V Para-C Sub-clause 10(i) of the Securities Exchange Board of India (Listing Obligations and Disclosure Requirements) Regulations, 2015.

In our opinion and to the best of our information and according to the verifications (including Directors Identification Number (DIN) status at the portal www.mca.gov.in) as considered necessary and explanations furnished to us by the Company and its officers, We hereby certify that none of the Directors on the Board of Directors of the Company have been debarred or disqualified from being appointed or continuing as Directors of Company or companies by the Securities and Exchange Board of India, Ministry of Corporate Affairs or any such statutory authority, as stated below for the Financial Year ending on **March 31, 2023**:

S. No.	Name of Directors	DIN	Date of Appointment in the Company
1	Dr. Venkataramani Sumantran	02153989	28/05/2020
2	Pallavi Shardul Shroff	00013580	19/09/2019
3	Vikram Singh Mehta	00041197	27/05/2022
4	Air Chief Marshal (Retired) Birender Singh Dhanoa	08851613	27/05/2022
5	Anil Parashar	00055377	16/10/2018
6	Meleveetil Damodaran	02106990	16/07/2022
7	Gregg Albert Saretsky	08787780	01/10/2020
8	Rahul Bhatia	00090860	13/01/2004

Ensuring the eligibility for the appointment/continuity of every Director on the Board is the responsibility of the management of the Company. Our responsibility is to express an opinion based on our verification only.

This certificate is neither an assurance as to the future viability of the Company nor of the efficiency or effectiveness with which the management has conducted the affairs of the Company.

For **Surya Gupta & Associates**
Company Secretaries

Suryakant Gupta

Prop.

Membership No: F9250

CP No: 10828

UDIN: F009250E000250911

Peer Review: 907/2020

Date: May 04, 2023

Place: Delhi



Business Responsibility and Sustainability Report (BRSR) FY 2023



About the report

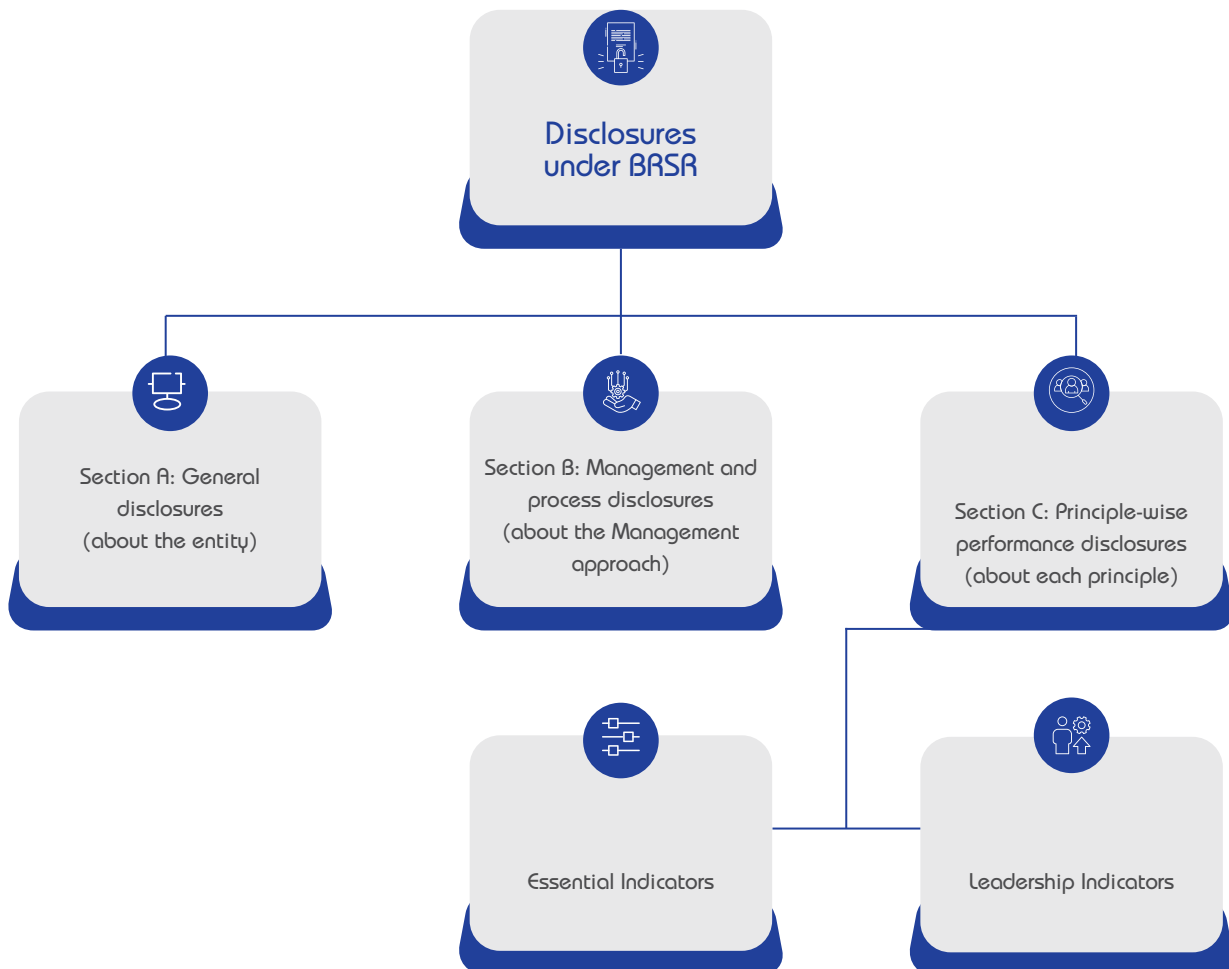
The top 1000 listed entities in India, based on market capitalization, are required to include the Business Responsibility & Sustainability Report (BRSR) in their annual reports. The BRSR draws on the nine principles covered under the National Guidelines on Responsible Business Conduct (NGRBC) and Business Responsibility Report (BRR) by the Ministry of Corporate Affairs (MCA). "A single comprehensive source of non-financial sustainability information relevant to all business stakeholders—investors, shareholders, regulators, and

the general public," is how the MCA characterizes the BRSR.

As part of the top 1000 listed companies in India, this requirement is applicable to InterGlobe Aviation Limited, hereafter referred to as "We", "IndiGo" or "the Company" from FY 2023. In full compliance with the Securities and Exchange Board of India (Listing Obligations and Disclosure Requirements) Regulations, 2015 (SEBI LODR Regulations), IndiGo has developed its second BRSR for FY 2023. The Company voluntarily published its first BRSR last year

(for FY 2022). With the BRSR, we take the opportunity to apprise our stakeholders, of the Company's responsible business initiatives, along with the Company's approach to building long-term value.

We are aware that IndiGo's responsible business conduct extends beyond reporting and must be supported by the Company taking the necessary steps to ensure sustainability in the right spirit and continue to take measures actively in this direction.





Executive Summary

InterGlobe Aviation Limited is a leading air transportation company in India. As of March 2023, we had 304 aircraft in our fleet. With a presence in 78 domestic and 26¹ international cities, we served around 86 million passengers in FY 2023.

Our network not only serves needs of people living in metros, but also serves the needs of people living in remote parts of the country. We take pride in being a part of the Government of India's "UDAN" scheme which is focused on providing flying opportunities to common people of the country. These efforts also help in generation of direct and indirect employment in Tier 2 and Tier 3 cities in India. Our ambition is well formulated in our purpose of 'Giving wings to the nation, by connecting people and aspirations'.

Aviation industry contributes slightly over 2% of overall global CO₂ emissions. As an airline, we are aware of our environment related responsibilities and are taking steps to mitigate climate related risks. Since 2011, we have made our aircraft investments in latest generation Airbus A320 NEO aircraft which are 15% more fuel efficient, compared to the earlier generation aircraft. With our investments in the new generation aircraft, we have been able to reduce CO₂ footprint by around 20% since FY 2016. These aircraft also have a lower noise footprint. In addition, we are making investments in electrification of our ground equipment and usage of renewable energy wherever an opportunity exists.

We have made efforts in elimination of waste in a responsible manner and have made significant replacements of single use plastic items in our flights with biodegradable and eco-friendly options.

Since IndiGo's inception, we have taken initiatives towards creation of a social and inclusive work culture, where people are valued for their talent, skill and performance. We follow workplace policies which stimulate gender diversity and provide inclusivity to people with disabilities and members of the LGBTQ community. This report also details out our approach to creating social impact and achieving a transparent organization on a foundation of strong governance. We hope that the report will be helpful in furthering the understanding of our ESG approach and initiatives that we undertake with the support of all our stakeholders.

For any feedback, please do write to us at esg@goindigo.in

1. 4 international stations are currently non operational

Key highlights of the principles

Principle 1




Businesses should conduct and govern themselves with integrity, and in a manner that is ethical, transparent, and accountable.

Principle 2



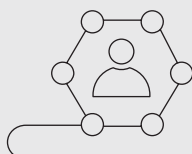
Businesses should provide goods and services in a manner that is sustainable and safe.

Principle 3



Businesses should respect and promote the well-being of all employees, including those in their value chains.

Principle 4




Businesses should respect the interests of and be responsive to all its stakeholders.

Principle 5



Businesses should respect and promote human rights.

Principle 6



Businesses should respect and make efforts to protect and restore the environment.

Principle 7




Businesses, when engaging in influencing public and regulatory policy, should do so in a manner that is responsible and transparent.

Principle 8



Businesses should promote inclusive growth and equitable development.

Principle 9



Businesses should engage with and provide value to their consumers in a responsible manner.

Section A: General disclosures

I. Details of the listed entity

S. No.	Particulars	Details
1.	Corporate Identity Number (CIN) of the Listed Entity	L62100DL2004PLC129768
2.	Name of the Listed Entity	InterGlobe Aviation Limited
3.	Year of incorporation	2004
4.	Registered office address	Upper Ground Floor, Thapar House, Gate No. 2, Western Wing, 124, Janpath, New Delhi - 110 001
5.	Corporate address	Level 1 – 5, Tower – C, Global Business Park, MG Road, Gurugram – 122002
6.	Email	esg@goindigo.in
7.	Telephone	0124-4352500
8.	Website	www.goindigo.in
9.	Financial year reported	April 01, 2022 – March 31, 2023
10.	Name of the Stock Exchange(s) where shares are listed	1) BSE Ltd. (BSE) 2) National Stock Exchange of India Ltd. (NSE)
11.	Paid-up capital	Rs. 3,855.47 million
12.	Name and contact details (telephone, e-mail address) of the person who may be contacted in case of any queries on the BRSR report	Kailash Rana, 0124-4352500 esg@goindigo.in
13.	Reporting boundary - Are the disclosures under this report made on a standalone basis (i.e., only for the entity) or on a consolidated basis (i.e., for the entity and all the entities which form a part of its consolidated financial statements, taken together).	Standalone basis

II. Products/services

14. Details of business activities (accounting for 90% of the turnover):

S. No.	Description of Main Activity	Description of Business Activity	Percentage of Turnover of the entity
1	Passenger services - Air transport	Scheduled and charter air services, for both passengers and cargo	94.14%

15. Products/Services sold by the entity (accounting for 90% of the entity's Turnover):

S. No.	Product/Service	NIC Code	Percentage of total Turnover contributed
1	Scheduled and charter air services, for both passengers and cargo	51101	94.14%

III. Operations

16. Number of locations where plants and/or operations/offices of the entity are situated:

Location	Number of plants	Number of offices	Total
National	Nil	78	78
International	Nil	22	22*

*There are 4 International destinations which are yet not re-operational (post covid), the same are not appearing in the international locations stated above.

17. Markets served by the entity:

- a. Number of locations

Location	Number
National (No. of States and UTs)	31
International (No. of Countries)	15

- b. What is the contribution of exports as a percentage of the total turnover of the entity?

Response: While IndiGo has both domestic and international operations, it reports results of its operation on an overall basis.

- c. A brief on types of customers

Response: Retail and others (Leisure, Visiting friends and relatives), Corporate and SME

IV. Employees

18. Details as at the end of Financial Year:

- a. Employees and workers (including differently abled): (Data as on 31.03.2023)

Sr. No.	Particulars	Total (A)	Male		Female	
			No. (B)	% (B / A)	No. (C)	% (C / A)
Employees						
1	Permanent (D)	32,407	17,938	55.4%	14,469	44.6%
2	Other than Permanent (E)	638	506	79.3%	132	20.7%
3	Total employees (D + E)	33,045	18,444	55.8%	14,601	44.2%
Workers						
4	Permanent (F)		No workers on payroll of the Company			
5	Other than Permanent (G)					
6	Total workers (F + G)					

- b. Differently abled Employees and workers:

Sr. No.	Particulars	Total (A)	Male		Female	
			No. (B)	% (B / A)	No. (C)	% (C / A)
Differently abled Employees						
1	Permanent (D)	84	68	81%	16	19%
2	Other than Permanent (E)	1	1	100%	0%	0%
3	Total employees (D + E)	85	69	81%	16	19%
Differently abled Workers						
4	Permanent (F)		No workers on the payroll of the Company.			
5	Other than Permanent (G)					
6	Total workers (F + G)					

19. Participation/ Inclusion/ Representation of women:

Particulars	Total (A)	No. and percentage of Females	
		No. (B)	% (B / A)
Board of Directors	8	1	12.5%
Key Management Personnel	3	0	0%

20. Turnover rate for permanent employees and workers:

Particulars	FY 2023 (Turnover rate in current FY)			FY 2022 (Turnover rate in previous FY)			FY 2021 (Turnover rate in the year prior to the previous FY)		
	Male	Female	Total	Male	Female	Total	Male	Female	Total
Permanent Employees	23.9%	29.9%	26.5%	16.1%	17.8%	16.8%	18.2%	30.2%	23.0%

Note: Numbers for FY 2022 and FY 2021 have been revised as per formula in the BRSR guidelines. The change is due to the average number of employees considered ((Persons employed in the category at the beginning of FY + Persons employed in the category at the end of FY) / 2).

V. Holding, Subsidiary and Associate Companies (including joint ventures)

21. Names of holding/ subsidiary/ associate companies/ joint ventures

S. No.	Name of the holding/ subsidiary/ associate companies/ joint ventures (A)	Indicate whether holding/ Subsidiary/ Associate/ Joint Venture	Percentage of shares held by listed entity	Does the entity indicated at column A, participate in the Business Responsibility initiatives of the listed entity? (Yes/No)
1	Agile Airport Services Private Limited ("Agile")	Subsidiary	100%	Yes. Agile, IndiGo's sole wholly owned subsidiary, participates in the Business Responsibility efforts in order to incorporate its processes and also contributes to the Company's sustainability initiatives.

VI. CSR Details

22. (i) Whether CSR is applicable as per section 135 of Companies Act, 2013: (Yes/No) Yes

(ii) Turnover : Rs. 544,465 million

(iii) Net worth : Rs. (63,031) million

VII. Transparency and Disclosures Compliances

23. Complaints/Grievances on any of the principles (Principles 1 to 9) under the National Guidelines on Responsible Business Conduct:

Note: The customer complaint number for FY21-22 is restated

Stakeholder group from whom complaint is received	Grievance Redressal Mechanism in Place (Yes/ No) (If yes, then provide web link for grievance redress policy)	FY 2023			FY 2022		
		Number of complaints filed during the year	Number of complaints pending resolution at close of the year	Remarks	Number of Complaint filed during the year	Number of complaints pending resolution at close of the year	Remarks
Communities	NA	NA	NA	NA	NA	NA	NA
Investors (Other than shareholders)	NA	NA	NA	NA	NA	NA	NA
Shareholders	Yes, Shareholders can register their complaints/grievances at SEBI portal i.e., https://scores.gov.in/scores/complaintRegister.html or with the Company by writing to the following email id investors@goindigo.in	Nil	Nil	NA	Nil	Nil	NA

Stakeholder group from whom complaint is received	Grievance Redressal Mechanism in Place (Yes/ No) (If yes, then provide web link for grievance redress policy)	FY 2023			FY 2022		
		Number of complaints filed during the year	Number of complaints pending resolution at close of the year	Remarks	Number of Complaint filed during the year	Number of complaints pending resolution at close of the year	Remarks
Employees and workers	Yes, redressal can be accessed at IndiGo website at https://www.goindigo.in/content/dam/goindigo/investor-relations/policies/IGAL-WhistleBlower-Policy-clean-11-17-22.pdf	37	4	Pending resolution under investigation as on March 31, 2023, did not exceed timeline as per the Protection of Women from Sexual Harassment Act 2013.	NA	NA	NA
Customers	Yes, Grievance Redressal Mechanism is in place. The Process note is mentioned on our website and below is the link which can be accessed after logging in to the website: https://www.goindigo.in/information/conditions-of-carriage.html?linkNav=conditionsof-carriage_footer	639	Nil		259	Nil	The details of customer grievances also shared with Directorate General of Civil Aviation
Value Chain Partners	NA	NA	NA	NA	NA	NA	NA
Others (Please specify)	NA	NA	NA	NA	NA	NA	NA

Note: The customer complaint number for FY 21-22 is restated.

24. Overview of the entity's material responsible business conduct issues:

Please indicate material responsible business conduct and sustainability issues pertaining to environmental and social matters that present a risk or an opportunity to your business, rationale for identifying the same, approach to adapt or mitigate the risk along-with its financial implications, as per the following format:

S. No.	Material issue identified	Indicate whether risk or opportunity (R/O)	Rationale for identifying the risk / Opportunity	In case of risk, approach to adapt or Mitigate	Financial implications of the risk or opportunity (Indicate positive or Negative implications)
1	Climate change	Risk	<p>Climate is an important part of our environmental responsibility. We are committed to reduce our carbon footprint. Some of the key climate risks that we foresee are:</p> <ul style="list-style-type: none"> • Policy and legal risk from emerging regulatory changes e.g., CORSIA • Increased fuel cost e.g., SAF • Reduced demand due to stigmatization of sector 	<ul style="list-style-type: none"> • We are closely monitoring the regulatory developments, so that we can better respond to the requirements. Our investments in fuel efficient aircraft will help us to reduce our carbon offset requirements under CORSIA • Sustainable aviation fuel is one of the proposed solutions towards mitigating CO2 emissions, we are working with regulators and oil marketing companies to identify cost effective solutions • Communication with customers on IndiGo's low carbon footprint shall help IndiGo to position itself as a greener airline option compared to other airlines 	<ul style="list-style-type: none"> • Policy action in recent years point towards a stricter regime, e.g., CORSIA requirements require airline companies to offset carbon emissions from international operations, resulting in higher cost of operations • The cost of Sustainable Aviation Fuel is disproportionately higher than the cost of normal jet fuel. This may result in a higher cost of operations, in the coming years • Increased focus on climate related risks globally may create a sector perception risk in the long term. Few business customers may potentially adopt to substitution methodologies, which may have a bearing on demand for air traffic
2	Fuel and energy conservation	Opportunity	<p>Fuel and energy conservation is critical to reduce our carbon footprint and to reduce our cost of operations. Our strategies to achieve these objectives are:</p> <ul style="list-style-type: none"> • Fleet strategy • Flight Operations • Ground operations • Sustainable office spaces 	<ul style="list-style-type: none"> • IndiGo's fleet strategy has three key features- <ul style="list-style-type: none"> i. Investments in fuel efficient aircraft, A320 NEO aircraft are 15% fuel efficient compared to old generation aircraft ii. Young fleet- IndiGo maintains a young aircraft fleet, currently the average fleet age is 3.5 years • Light weight aircraft • Our flight operations Standard operating procedures "SOP's" are designed to optimize fuel cost • Usage of Ground Power Units and Air Conditioning Units instead of Auxiliary power units • Deploy alternative energy sources wherever possible • Utilize energy efficient practices in all corporate offices and airport 	<ul style="list-style-type: none"> • Fuel cost comprises 40-50% of the total airline cost and 15% improvement in fuel consumption results in significant cost savings • Younger aircraft are relatively fuel efficient, and result in lower cost • Low aircraft weight results in lower fuel burn, thereby resulting in lower cost • Usage of Ground power unit and ACUs help in reducing the cost of operations and have a better carbon footprint

S. No.	Material issue identified	Indicate whether risk or opportunity (R/O)	Rationale for identifying the risk / Opportunity	In case of risk, approach to adapt or Mitigate	Financial implications of the risk or opportunity (Indicate positive or Negative implications)
3	Waste management	Opportunity and risk	Waste from different parts of operations may result in pollution and contamination of earth, water and air. We are focused on proper waste management and elimination of single use plastic.	<ul style="list-style-type: none"> Well defined waste management processes Appropriate disposal of waste (discarded cabin seats, waste oil and oil filters etc.) as per regulatory norms to authorized vendors E-waste managed by ISO certified vendors Damaged or worn-out plastic, rubber, or metal parts are replaced regularly Substitution of Single use plastics products with biodegradable and recyclable options 	<ul style="list-style-type: none"> Recycling opportunities help in cost savings Reduction of Single use plastics results in improved environmental footprint, creates right customer perception and prevents any cost in form of fines and penalties
4	Aircraft noise	Risk	Aircraft noise is a source of community annoyance and health concern. We have mitigated risk related to aircraft noise by making investments in the latest generation aircraft.	<ul style="list-style-type: none"> Fleet upgradation to meet International Civil Aviation noise certification standards. Airbus and ATR fleets are compliant with Chapter 14 of ICAO Annex 16 Freighter aircraft compliant with Chapter 4 of ICAO Reduced flap and thrust take-offs. Reduced flap Landing Use of specific departure and arrival procedure which avoids populated area 	<ul style="list-style-type: none"> Aircraft noise if not maintained under the permissible limits, carries risk of fines in the medium to long term
5	Diversity and inclusion	Opportunity	<p>Creation of a diverse and inclusive work environment is pivotal to creating a sustainable business. The work environment should be free from discrimination and sensitive to the needs of different sections of workforce. Some of our diversity priorities are appearing below:</p> <ul style="list-style-type: none"> Prioritization of gender diversity Discrimination free environment. Inclusive work practices Inclusion of LGBTQ community Inclusion of differently abled employees 	<ul style="list-style-type: none"> IndiGo has a healthy gender ratio IndiGo has initiated recruitment drives to employ women who had taken a career break Encourage women's advancement in the workplace by providing flexible work options Promote an equal opportunity environment, where everyone can display their talents regardless of gender, age, nationality, race, ethnicity, religion, social status, disability, sexual orientation or gender identity Provide employment opportunities to candidates with physical disabilities LGBTQ inclusive culture 	<p>Diverse workplace leads to</p> <ul style="list-style-type: none"> Talent retention Improved customer orientation Employee satisfaction Leading to a virtuous cycle of increasing returns

S. No.	Material issue identified	Indicate whether risk or opportunity (R/O)	Rationale for identifying the risk / Opportunity	In case of risk, approach to adapt or Mitigate	Financial implications of the risk or opportunity (Indicate positive or Negative implications)
6	Workplace health and safety	Opportunity and risk	Customer and Employee safety is a primary responsibility for IndiGo. Good health and safety practices are important to ensure a safe and productive workplace.	<ul style="list-style-type: none"> • Strong Safety Management System with a goal of minimize workplace incidents • Continuous development of Ergonomic approaches to improve working conditions • Engaging employees in various physical activities like Yoga, Zumba, etc. • Providing all 6E employees counselling on stress, health, alcohol and medication 	<ul style="list-style-type: none"> • Safe workplace results in lower downtime related cost and lower injury related compensation • Health and safety measures result in higher employee productivity
7	Attracting and retaining talent	Opportunity	<p>Employees are the heart of our organization, right hiring and retention practices are critical to our success. Few key reasons to attract and retain talent are appearing below:</p> <ul style="list-style-type: none"> • Skilled workforce • Improved productivity • Culture building • Lower hiring cost 	<ul style="list-style-type: none"> • Well defined hiring processes and well managed hiring organization • IndiGo cadet pilot program and state of the art learning academy- ifly to train crew and non-crew • Competitive compensation and benefits to attract suitable candidates • Campus recruitment from premier institutions • Promoting internal job transfers • Travel benefits 	<ul style="list-style-type: none"> • Lack of good framework to attract and retain talent may result in • Manpower shortages, work disruptions and poor quality of execution. This can impact our revenues, profitability, and reputation • High retention rate results in lower hiring cost
8	Employee experience	Opportunity	Employee experience is critical to the success of our business and engagement is critical to employee morale and the culture of the Company.	<ul style="list-style-type: none"> • Engage with employees through open communication at various levels • Talent development through trainings, mentoring and job content • Employee Surveys to get feedback. For example, 6E speaks is our periodic survey that provides employee pulse to the Management • Employee Net Promoter Score (ENPS) to measure employee experience • Reward and Recognition programs to recognize performance 	<ul style="list-style-type: none"> • Good employee experience and behaviour leads to better customer service and low cost of operations

S. No.	Material issue identified	Indicate whether risk or opportunity (R/O)	Rationale for identifying the risk / Opportunity	In case of risk, approach to adapt or Mitigate	Financial implications of the risk or opportunity (Indicate positive or Negative implications)
9	Customer experience	Opportunity	Customer experience defines brand perception and leads to improved customer engagement and loyalty.	<ul style="list-style-type: none"> • Maintain strong operational performance through industry leading On time performance, Low rates of cancellations and low rate of mishandled bags • Ease of use while interacting with us through our website, mobile app or call centres • Provide best in class service at all customer touchpoints, whether airports or inflight • Ensure that we maintain a clean aircraft and coaches for a better customer experience • Hassle free refunds process • Regular customer surveys and tracking of net promoter scores • 24x7 special assistance health desk available for customers 	<ul style="list-style-type: none"> • Exceeding customer experience results in repeat business and referrals, which enhance our revenue streams
10	Local communities	Opportunity	<p>Community focus is an important aspect of IndiGo's strategy it helps us in creating a social impact by:</p> <ul style="list-style-type: none"> • Supporting local economy • Creating local employment 	<ul style="list-style-type: none"> • Local employment opportunities are created through active partnership with local suppliers for sustainable procurement • 'Hub Hiring' process ensures local employment • Use of locally sourced food and beverage items • IndiGo CSR initiatives via "IndiGoReach", focusses on four broad themes: Children and Education, Women Empowerment, Environment and Heritage 	<ul style="list-style-type: none"> • Community focus is a part of our CSR strategy and is not directed by our financial goals, but by spirit of supporting local communities
11	Labour practices	Opportunity	Good labour practices are fundamental to running a professional enterprise. Sound labour practices require treating all employees and workers with equality, dignity of labour and by providing fundamental human rights.	<ul style="list-style-type: none"> • IndiGo is against any form of human rights violations such as poor working conditions and child labour • IndiGo complies with all applicable labour laws 	<p>Implication of non-compliance risks are:</p> <ul style="list-style-type: none"> • Loss of organizational reputation • Labour shortages and operational disruption • Loss of revenue • Fines and penalties

S. No.	Material issue identified	Indicate whether risk or opportunity (R/O)	Rationale for identifying the risk / Opportunity	In case of risk, approach to adapt or Mitigate	Financial implications of the risk or opportunity (Indicate positive or Negative implications)
12	Corporate governance	Opportunity and risk	<p>Good corporate governance is:</p> <ul style="list-style-type: none"> • Critical to stakeholder confidence. • Creates a culture of transparency and accountability. • Leads to better risk management. • Critical to brand perception. 	<ul style="list-style-type: none"> • IndiGo has a corporate Governance framework that enables Board oversight of overall business strategy and all key decisions • All business decisions are made with integrity and in accordance with the law 	<ul style="list-style-type: none"> • Good governance practices enhance trust and credibility with all stakeholders, including investors, suppliers, or regulators which in turn reduces our cost of capital and cost of doing business • Robust risk management framework and adequate internal controls prevent us from financial frauds
13	Ethical business conduct	Opportunity	<ul style="list-style-type: none"> • Foundational to running the business. • Fosters trust with suppliers and customers. • Risk management 	<ul style="list-style-type: none"> • IndiGo's Code of Conduct the '6E Code' ensures that all business processes are conducted ethically • Employee awareness and training • The Company's Code is reviewed and modified on a regular basis to keep up with changing regulations and corporate needs. 	<p>Ethical business conduct leads to</p> <ul style="list-style-type: none"> • Enhanced stakeholder confidence, resulting in better business outcomes • Avoidance of litigation cost • Lower risk of financial frauds
14	Economic performance	Opportunity and risk	<p>The very purpose of a business organization is to create economic value for all stakeholders. Growth of our organization, employees and other related stakeholders is dependent on our sustained profitability and economic performance.</p>	<ul style="list-style-type: none"> • Maintain cost leadership • Optimize unit cost • Enhance revenue performance • Maintain healthy liquidity 	<ul style="list-style-type: none"> • Enhances shareholder value • Critical to future growth of the Company
15	Market presence	Opportunity	<p>Market presence is critical to</p> <ul style="list-style-type: none"> • Enhanced revenue generation • Better brand recall • Strategic tie-ups 	<ul style="list-style-type: none"> • Affordable fares • Courteous and Hassle-free experience • On time performance • Customer centric policies and procedures • Ease of use at all customer touchpoints • Strong and dense network 	<ul style="list-style-type: none"> • Critical to enhanced revenue and unit revenue performance
16	Operational performance	Opportunity and risk	<p>Strong operational performance is critical to</p> <ul style="list-style-type: none"> • Better customer experience • Higher Productivity • Enhanced profitability 	<ul style="list-style-type: none"> • Laid down strong processes to ensure industry leading on time performance, low cancellation rate and low mishandled baggage rate 	<p>Strong operational performance helps in</p> <ul style="list-style-type: none"> • Maintaining the quality of services • Operational efficiency and lower cost • Improved brand perception

S. No.	Material issue identified	Indicate whether risk or opportunity (R/O)	Rationale for identifying the risk / Opportunity	In case of risk, approach to adapt or Mitigate	Financial implications of the risk or opportunity (Indicate positive or Negative implications)
17	Customer privacy	Risk	Customer privacy is non-negotiable. It is our primary responsibility to ensure that customer data is protected and secure.	<ul style="list-style-type: none"> Strong framework of cyber security and data breach protection. Cybersecurity structure is aligned with industry standards such as National Institute of Standards and Technology (NIST) and ISO/IEC 27001 Regular evaluation of privacy regulatory trends to enhance our privacy practices. Following the Privacy-by-Design principle by integrating privacy checkpoints into all business initiatives. Conducting assessments of internal systems, website portals, and vendor relationships. Federal Information Processing Standards (FIPS) compliant encryption on information assets. A training course for all employees is organized every year, covering data security and personal information protection. Use of Digital Rights management for the protection of sensitive digital content. 	<ul style="list-style-type: none"> Customer data breach may lead to Trust deficit with customers Loss of future business Hefty fines
18	Emergency response preparedness	Risk	<p>Emergency response management is a systematic approach to simulate emergency situations and create responding mechanisms to such emergencies. Emergencies could look like:</p> <ul style="list-style-type: none"> Direct or indirect disruptions causing significant and far-reaching adverse impacts. Emergencies related to aircraft, airport and air navigations, natural disasters or other causes, including public health crises. 	<ul style="list-style-type: none"> IndiGo has a well-defined ERM process and a well-trained team to handle such situations Appropriate policy framework Board and Senior management oversight Technology investments Every station has Station Emergency Response Plan (SERP) Training to all stakeholders 	<ul style="list-style-type: none"> In case of an emergency, having a good emergency response plan enables the organization to provide sensitive responses, protects reputation, image and capital Timely emergency response can help in mitigating additional costs

S. No.	Material issue identified	Indicate whether risk or opportunity (R/O)	Rationale for identifying the risk / Opportunity	In case of risk, approach to adapt or Mitigate	Financial implications of the risk or opportunity (Indicate positive or Negative implications)
19	Supply chain management	Opportunity	Suppliers are an integral part of our stakeholder groups and our success amongst other things hinges on good supplier relationships. Reliability of our suppliers is critical to reliability of our operations	<ul style="list-style-type: none"> IndiGo has created strong teams to acquire equipment and services. These teams are led by professionals who have deep industry experience and knowledge IndiGo has a well-defined procurement process which establish adequate controls and stakeholder confidence Over multiple years of relationship IndiGo has created strong equity with all its OEMs and service providers, which helps us in getting high quality products and services at competitive prices 	<ul style="list-style-type: none"> A reliable supplier network prevents downtime. The same leads to better financial performance Minimizes business risk Reduces cost Leads to a better quality of services delivered to customers

Section B: Management and process disclosures

This section is aimed at helping businesses demonstrate the structures, policies and processes put in place towards adopting the NGRBC Principles and Core Elements.

Disclosure Question	P1	P2	P3	P4	P5	P6	P7	P8	P9
Policy and management processes									
1 a. Whether your entity's policy/policies cover each principle and its core elements of the NGRBCs. (Yes/No)	Y	Y	Y	Y	Y	Y	Y	Y	Y
b. Has the policy been approved by the Board? (Yes/No)	Y	Y	Y	Y	Y	Y	Y	Y	Y
c. Web Link of the Policies, if available	Y	N	N	Y	Y	N	Y	Y	N
2 Whether the entity has translated the policy into procedures. (Yes / No)	Y	Y	Y	Y	Y	Y	Y	Y	Y
3 Do the enlisted policies extend to your value chain partners? (Yes/No)	Y	Y	Y	Y	Y	Y	Y	Y	Y
4 Name of the national and international codes/certifications/labels/ standards (e.g., Forest Stewardship Council, Fairtrade, Rainforest Alliance, Trustea) standards (e.g., SA 8000, OHSAS, ISO, BIS) adopted by your entity and mapped to each principle	None								
5 Specific commitments, goals and targets set by the entity with defined timelines, if any	We have defined certain internal KPIs and goals for different items covered under various principles. We have an internal tracking mechanism to track progress.								
6 Performance of the entity against the specific commitments, goals, and targets along-with reasons in case the same are not met.	IndiGo has met the targets for FY 2023, we will provide updates on the other longer- term goals/commitments as and when applicable.								

Disclosure Question	P1	P2	P3	P4	P5	P6	P7	P8	P9
Governance, leadership, and oversight									
7	<p>Statement by director responsible for the business responsibility report, highlighting ESG related challenges, targets, and achievements (listed entity has flexibility regarding the placement of this disclosure) Response:</p> <p>At IndiGo, we take pride in our commitment to prioritize responsible business practices, ethical conduct and sustainability with integration of Environment, Social and Governance (ESG) aspects in our business operations. As we continue to mature on our ESG journey, we continue to prioritize critical initiatives aimed at transforming our Company into an ESG thought leader within the aviation sector both in India and globally. These efforts span the length and breadth of our organization from deploying one of the most energy efficient fleets in the world, to implementing DEI programmes, and focusing on building the skills and capacity of our employees among others.</p> <p>As an aviation company, we recognize the vital importance of managing our carbon footprint effectively. Our fleet is comprised primarily of Airbus A320 NEO family aircraft which are 15% more energy efficient than the older generation Airbus A320 CEO family aircraft. Apart from this we have also implemented a slew of operational measures to conserve as much fuel as possible during take-off, cruise and landing. Our ground operations team is also working towards gradually phasing out diesel operated equipment and replace them with electric equipment where possible.</p> <p>We continue to work with the Council of Scientific and Industrial Research-Indian Institute of Petroleum (CSIR-IIP) in our aim to use SAF in the future. We are working with relevant stakeholders to accelerate the viability of SAF in the aviation sector, since SAF is critical in transition towards a low-carbon pathway. As a renewable and low-carbon alternative to traditional jet fuel that can significantly reduce greenhouse gas emissions, SAF represents the best option for airline companies to decarbonize in the short to medium term while we await the eventual transition to hydrogen in the long-term. By using SAF, we can reduce upstream and downstream greenhouse gas emissions by up to 80% compared to traditional jet fuel. This significant reduction in emissions can contribute towards achieving our sustainability goals and mitigating our impact on the environment. However, global limited SAF availability reduces our reach on this front.</p> <p>Moreover, we are steadily making progress to manage plastic waste on our flights and are phasing out single-use plastic. We also have innovative programs in place to recycle the seats and carpets in our aircraft into products like bags.</p> <p>We are committed towards Diversity, Equity, and Inclusion in workplace. With one of the highest number of women pilots among global airlines, we have created an environment of inclusivity. We have policy and initiatives in place to increase the number of women in management positions and joined IATA's 25 by 2025 initiatives that focuses on increasing women leadership to 25%. Additionally, we have taken steps to ensure that people with disabilities, and LGBTQ+ individuals feel supported and valued at IndiGo. We believe in enabling a supportive culture which treats people equitably and celebrates differences.</p> <p>We have also aligned our efforts with ensuring every Indian citizen has the accessibility to fly under the UDAN initiative launched by the Government of India and the Civil Aviation Ministry of India. Under this scheme, IndiGo has flown over 8,00,000 passengers in FY 2023. Furthermore, we are continuously expanding our network coverage to ensure that we cover more customers and are on track to connect the states in the northeast, with the rest of India. In this past year, we have flown over 650 flights under the UDAN scheme to ensure the common man has the same 6E experience which has been cherished by our customers over the span of 16 years.</p> <p>As a socially responsible organization, we understand that our efforts through our Corporate Social Responsibility (CSR) initiatives continue to positively impact the lives of many people. With our CSR arm, IndiGo Reach, we have supported over 40,000 students this year through our education programs, enabling them to achieve their dreams. More than 50,000 women have been empowered through our livelihood enhancement programs, providing them with the necessary skills and resources to take control of their futures. We have also rallied and joined hands with nearly 19,000 individuals who are committed to conservation of the ecosystem, waste reduction, eco-restoration, and upcycling projects. Our local outreach efforts to societies we serve include afforestation and tree plantation in certain rural areas to aid efforts to mitigate climate change. Furthermore, we continue to focus our efforts on heritage restoration in collaboration with the Aga Khan Foundation.</p> <p>We are proud of our progress towards becoming a more sustainable and inclusive company, but we know that there is still more work to be done. We invite all our stakeholders to read our ESG report and provide feedback at IndiGoGreen@goindigo.in. Your feedback is critical in helping us reach new heights on our ESG journey.</p>								
8	<p>Details of the highest authority responsible for implementation and oversight of the Business Responsibility policy (ies).</p> <p>Response: Mr. Petrus Johannes Theodorus Elbers. Chief Executive Officer of the Company</p>								
9	<p>Does the entity have a specified Committee of the Board/ Director responsible for decision making on sustainability related issues? (Yes / No). If yes, provide details.</p> <p>Response: Yes. The Corporate Social Responsibility Committee and the Risk Management Committee constituted by the Board of the Company evaluated the sustainability related issues, from time to time.</p>								

10. Details of Review of NGRBCs by the Company:

Subject for Review	Indicate whether review was undertaken by Director / Committee of the Board/ Any other Committee									Frequency (Annually/ Half yearly/ Quarterly/ Any other – please specify)								
	P1	P2	P3	P4	P5	P6	P7	P8	P9	P1	P2	P3	P4	P5	P6	P7	P8	P9
Performance against above policies and follow up action.	Board and its Committees									Quarterly								
Compliance with statutory requirements of relevance to the principles, and rectification of any non-compliances	Board and its Committees									Quarterly								

Disclosure Question	P1	P2	P3	P4	P5	P6	P7	P8	P9
---------------------	----	----	----	----	----	----	----	----	----

11. Has the entity carried out independent assessment/ evaluation of the working of its policies by an external agency? (Yes/No). If yes, provide name of the agency.

Y Y Y Y Y Y Y Y Y Y

Notes:

- Policies are formulated after detailed consultation with relevant stakeholders and are in line with industry and market standards, complying with applicable legal and regulatory requirements, both domestic and international. Most of the policies in respect of the aforesaid principles have been approved by the Board. The remaining policies are internal policies, which have been approved by the concerned Departmental Heads, after following a process of detailed discussion and consultation.
- In respect of the policies which have been approved by the Board, the Board and/or its specified Committee are responsible for overseeing its implementation. For the remaining policies, certain officials in the respective Department, who report to the concerned Department Heads or the Senior Management of the Company, are responsible for monitoring and overseeing the implementation of the policies.
- The policies which have been approved by the Board as mentioned above can be viewed at the Investor Relations/ Corporate Governance/ Policies section on IndiGo's website at <https://www.goindigo.in/information/investor-relations.html>. The remaining policies which include the Safety Policy, HR Policies, POSH Policy, Regulatory manuals for Engineering Department and CRM Process are internal documents and are available on intranet for all employees. These Policies have been communicated to all relevant internal and external stakeholders.
- The Board and/ or its specified Committee(s) periodically review and evaluate the working of the policies which have been approved by the Board. An independent internal audit team, which reports to the Audit Committee also evaluates the working of certain policies on a periodic basis.

12. If answer to question (1) above is "No" i.e., not all Principles are covered by a policy, reasons to be stated:

Disclosure Question	P1	P2	P3	P4	P5	P6	P7	P8	P9
---------------------	----	----	----	----	----	----	----	----	----

The entity is not at a stage where it is in a position to formulate and implement the policies on specified principles (Yes/No)

The entity does not have the financial, human and technical resources available for the task (Yes/No)

NA

It is planned to be done in the next financial year (Yes/No)

Any other reason (please specify)

*Most of the policies in respect of the aforesaid principles have been approved by the Board. The remaining policies are internal policies, which have been approved by the concerned Department Heads, after following a process as stated hereinabove. The policies which have been approved by the Board can be viewed at the Investor Relations/Corporate Governance/ Policies section on IndiGo's website at https://www.goindigo.in/information/investor-relations.html?linkNav=investor-relations_footer and the remaining policies are internal documents and are available on intranet for all employees.

Section C: Principle wise performance disclosure

PRINCIPLE 1

Businesses should conduct and govern themselves with integrity, and in a manner that is ethical, transparent, and accountable.

Essential Indicators

1. Percentage coverage by training and awareness programmes on any of the principles during the financial year:

Segment	Total number of training and awareness programmes held	Topics / principles covered under the training and its impact	Date of Appointment in the Company
Board of Directors	A total of 110 hours were spent on familiarisation programmes as part of the meetings of the Board business review, Risk Management Committee and Corporate Social Responsibility Committee.	Principle (1 to 9)	100%
Key Managerial Personnel	A total of 272 hours were spent as part of employee experience program including anti-discrimination, sensitization, and skills upgradation among others.	Principle (1 to 9)	100%
Employees other than BoD and KMPs	A total of 3,935,801 hours were spent as part of employee experience program including license renewal, safety protocols, antidiscrimination, and sensitization among others.	Principle (1 to 9)	100%

2. Details of fines / penalties /punishment/ award/ compounding fees/ settlement amount paid in proceedings (by the entity or by directors / KMPs) with regulators/ law enforcement agencies/ judicial institutions, in the financial year, in the following format (Note: the entity shall make disclosures on the basis of materiality as specified in Regulation 30 of SEBI (Listing Obligations and Disclosure Obligations) Regulations, 2015 and as disclosed on the entity's website):

Monetary					
	NGRBC Principle	Name of the regulatory/enforcement agencies/ judicial institutions	Amount (In Rs.)	Brief of the Case	Has an appeal been preferred? (Yes/No)
Penalty/ Fine	Principle 1	NSE, BSE	Nil	The Company has received a notice from the NSE and BSE imposing penalties regarding non-compliance of Regulation 17(1A) and Regulation 20 of the SEBI LODR Regulations.	Yes, the Company has not paid any penalty and preferred to file the waiver application with the stock exchange which is pending as on date of this report.
Settlement	Nil	NA	Nil	NA	NA
Compounding Fee	Nil	NA	Nil	NA	NA
Non-monetary					
	NGRBC Principle	Name of the regulatory/enforcement agencies/ judicial institutions	Amount (In Rs.)	Brief of the Case	Has an appeal been preferred? (Yes/No)
Imprisonment	NA	NA	NA	NA	NA
Punishment	NA	NA	NA	NA	NA



3. Of the instances disclosed in Question 2 above, details of the Appeal/ Revision preferred in cases where monetary or non-monetary action has been appealed:

Case Details	Name of the regulatory/ enforcement agencies/ judicial institutions
NA	

4. Does the entity have an anti-corruption or anti-bribery policy? If yes, provide details in brief and if available, provide a web-link to the policy.

Response: IndiGo places great importance on adhering to all applicable laws and regulations pertaining to the prevention of bribery and corruption. The Company maintains a stringent zero-tolerance policy with respect to bribery and corruption, and does not condone the offering, seeking, or receiving of any cash, gift, or favour that may influence business decisions in an illegal manner, whether directly or indirectly. In addition, only authorized and well-trained personnel are permitted to engage with government officials and regulators in most cases. To ensure compliance with these principles, IndiGo has implemented an anti-corruption and anti-bribery policy that is integrated into the Company's Code of Conduct and applicable to all employees. This commitment to ethical business practices underscores our dedication to serving the best interests of all stakeholders, including our valued investors. The Company's policy is available on the Investor Relations section of the website at <https://www.goindigo.in/content/dam/goindigo/investor-relations/policies/IndiGo-code-of-conduct.pdf>

5. Number of Directors/KMPs/employees/workers against whom disciplinary action was taken by any law enforcement agency for the charges of bribery/ corruption:

	FY 2023	FY 2022
Directors	Nil	Nil
KMPs	Nil	Nil
Employees	Nil	Nil
Workers	NA	NA

6. Details of complaints with regard to conflict of interest:

	FY 2023		FY 2022	
	Number	Remarks	Number	Remarks
Number of complaints received in relation to issues of Conflict of Interest of the Directors	Nil	Nil	Nil	Nil
Number of complaints received in relation to issues of Conflict of Interest of the KMPs	Nil	Nil	Nil	Nil

7. Provide details of any corrective action taken or underway on issues related to fines / penalties / action taken by regulators/ law enforcement agencies/ judicial institutions, on cases of corruption and conflicts of interest.

Response: NA

Leadership Indicators

Does the entity have processes in place to avoid/ manage conflict of interests involving members of the Board? (Yes/No) If yes, provide details of the same:

Response: Yes, IndiGo has taken the necessary measures to avoid situations in which personal interests could conflict with the interests of the Company. To manage conflict of interests, a policy on dealing with related party transactions has been adopted, which ensures compliance with the provisions of the Companies Act, 2013 ("Act") and the Securities and Exchange Board of India (Listing Obligations and Disclosure Requirements) Regulations, 2015 ("SEBI LODR Regulations") whenever a transaction is entered into with a related party. Additionally, in accordance with Regulation 26(5) of the SEBI LODR Regulations, senior management personnel have confirmed individually that they have not engaged in any material, financial, or commercial transactions that could potentially lead to a conflict of interest. These measures underscore the Company's commitment to transparency and ethical business practices, which are of utmost importance to all stakeholders, including our valued investors.

PRINCIPLE 2

Businesses should provide goods and services in a manner that is sustainable and safe.

Essential Indicators

- Percentage of R&D and capital expenditure (capex) investments in specific technologies to improve the environmental and social impacts of product and processes to total R&D and capex investments made by the entity, respectively.

Segment	FY 2023	FY 2022	Details of improvements in environmental and social impacts
R&D	NA	NA	NA
Capex	3.0%	1.3%	Our spend on EVs and environment friendly ground equipment has helped in improvement of carbon footprint of our ground operations.

- Does the entity have procedures in place for sustainable sourcing? (Yes/No)

Response: Yes

- If yes, what percentage of inputs were sourced sustainably?

Response: 100%

- Describe the processes in place to safely reclaim your products for reusing, recycling, and disposing at the end of life, for (a) Plastics (including packaging) (b) E-waste (c) Hazardous waste and (d) other waste:

Response: IndiGo believes in going beyond compliance and has taken numerous steps to improve waste management practices across its operations. The maintenance of equipment such as equipment filters, batteries, plastic materials, rubber/metal components, and tires generates waste that needs to be properly managed. At IndiGo, the crew is responsible for collecting, cataloguing, sorting, and storing this debris in the scrapyard. To facilitate the disposal of garbage, our ground support staff classify it into seven different categories, which include rubber, plastic, metal, batteries, tires, lubricants, and old flyers.

To ensure that waste is properly managed, we have implemented a set of steps for reusing, recycling, and disposing of waste. These include:

- Segregating plastic waste and disposing it off with authorized vendors who are ISO certified.
- Disposing of batteries to authorized vendors once they reach the end of their life cycle.
- Regularly emptying ground equipment waste oils, such as engine oil/hydraulic oil, at specified intervals, such as hourly, calendar, or by kilometre.
- Re-threading worn-out tires through three rounds before being discarded.
- Delivering scrap/waste oil to vendors under the supervision of IndiGo and the airport operators.

These measures reflect our commitment to environmental sustainability, and we take pride in managing waste in a responsible and eco-friendly manner. As a result, we aim to minimize our environmental impact and contribute to a better and more sustainable future for all stakeholders, including our valued investors.

- Whether Extended Producer Responsibility (EPR) is applicable to the entity's activities (Yes / No). If yes, whether the waste collection plan is in line with the Extended Producer Responsibility (EPR) plan submitted to Pollution Control Boards? If not, provide steps taken to address the same.

Response: No. Since IndiGo is not a manufacturing company, the EPR is not applicable to the Company.

Leadership Indicators:

- Has the entity conducted Life Cycle Perspective / Assessments (LCA) for any of its products (for manufacturing industry) or for its services (for service industry)? If yes, provide details in the following format?

Response: NA. The Company does not conduct any LCA for the services it provides.

2. If there are any significant social or environmental concerns and/or risks arising from production or disposal of your products / services, as identified in the Life Cycle Perspective / Assessments (LCA) or through any other means, briefly describe the same along-with action taken to mitigate the same.

Response: NA.

3. Percentage of recycled or reused input material to total material (by value) used in production (for manufacturing industry) or providing services (for service industry).

Response: NA.

4. Of the products and packaging reclaimed at end of life of products, amount (in metric tonnes) reused, recycled, and safely disposed, as per the following format:

Response: NA.

5. Reclaimed products and their packaging materials (as percentage of products sold) for each product category.

Response: NA.

PRINCIPLE 3

Businesses should respect and promote the well-being of all employees, including those in their value chains.

Essential Indicators

1. a. Details of measures for the well-being of employees:

Category	Percentage of employees covered by										
	Total (A)	Health Insurance		Accident Insurance		Maternity Benefits		Paternity Benefits		Day-care Facilities	
		Number (B)	% (B/A)	Number (C)	% (C/A)	Number (D)	% (D/A)	Number (E)	% (E/A)	Number (F)	% (F/A)
Percentage of Employees (Permanent) covered											
Male	17,938	17,938	100%	3,858	22%	0	0%	17,938	100%	17,938	100%
Female	14,469	14,469	100%	678	5%	14,469	100%	0	0%	14,469	100%
Total	32,407	32,407	100%	4,536	14%	14,469	45%	17,938	55%	32,407	100%

- b. Details of measures for the well-being of workers:

Category	Percentage of workers covered by										
	Total (A)	Health Insurance		Accident Insurance		Maternity Benefits		Paternity Benefits		Day-care Facilities	
		Number (B)	% (B/A)	Number (C)	% (C/A)	Number (D)	% (D/A)	Number (E)	% (E/A)	Number (F)	% (F/A)
Percentage of Workers (Permanent and Other workers) covered											
Male											
Female											
Total											

2. Details of retirement benefits, for Current FY and Previous Financial Year

Benefits	FY 2023 (data for employees active as on 31.03.2023)			FY 2022 (data for employees active as on 31.03.2022)		
	No. of employees covered as a % of total employees	No. of workers covered as a % of total workers	Deducted and Deposited with the authority (Y/N/N.A.)	No. of employees covered as a % of total employees	No. of Workers covered as a percentage of total workers	Deducted and deposited with the authority (Y/N/N.A.)
PF	100%	NA	Y	100%	NA	Y
Gratuity	100%	NA	NA	100%	NA	NA
ESI	22%	NA	Y	31%	NA	Y

3. Accessibility of workplaces: Are the premises / offices of the entity accessible to differently abled employees and workers, as per the requirements of the Rights of Persons with Disabilities Act, 2016? If not, whether any steps are being taken by the entity in this regard.

Response: Yes, the Company is committed to provide equal employment opportunities to all employees, including those with disabilities. In accordance with the provisions of the Rights of Persons with Disabilities Act, 2016, IndiGo's premises are designed and made accessible to differently abled employees. This is to ensure that they can perform their duties and responsibilities to the best of their abilities and feel comfortable and supported in their workplace environment.

4. Does the entity have an equal opportunity policy as per the Rights of Persons with Disabilities Act, 2016? If so, provide a web-link to the policy.

Response: We recognize that diversity and inclusivity are crucial elements of a thriving and successful workplace. As such, we provide a work environment that is accessible to all, regardless of physical or cognitive abilities. We believe that all employees deserve equal access to opportunities for professional growth and development, and we are committed to fostering an environment that is supportive, accommodating, and inclusive for all.

IndiGo promotes inclusivity and diversity by providing necessary infrastructure and sensitivity training. The Company is committed to providing equal opportunities to individuals from different socio-economic backgrounds. We continuously adapt our infrastructure to accommodate the needs of our workforce, including those with special needs. As a part of our equal opportunity policy, differently abled individuals are employed as frontline staff at airports and other areas. The said policy is available on IndiGo's website at <https://www.goindigo.in/information/equalopportunity-policy.html>

5. Return to work and Retention rates of permanent employees and workers that took parental leave.

Gender	Permanent Employees		Permanent Workers	
	Return to work rate	Retention rate	Return to work rate	Retention rate
Male	100%	100%	NA	NA
Female	100%	100%	NA	NA
Total	100%	100%	NA	NA

6. Is there a mechanism available to receive and redress grievances for the following categories of employees and worker? If yes, give details of the mechanism in brief.

Response: Yes, IndiGo's Grievance Redressal Procedure is available to its all employees. The objective of the policy is to facilitate open and structured discussion on employees' work-related grievances with the intent of ensuring that the grievance is dealt with in a fair and just manner whilst being in compliance with the Company's policies. To address concerns quickly and lawfully, IndiGo has established a transparent and impartial complaint resolution process. The Ethics and Compliance Committee (ECC) has been constituted, overseen by the Audit Committee, to ensure alleged infractions are addressed promptly and seriously. The ECC is assisted by the Ethics and Compliance Team in assessing, investigating, and reporting on complaints. The Company provides various channels for grievance settlement, including its website, contact centres, email, and a mode to directly approach the Chairperson of the Audit Committee.

7. Membership of employees and worker in association(s) or unions recognised by the listed entity:

Response: Nil

8. Details of training given to employees and workers:

Category	FY 2023				FY 2022					
	Total (A)	On Health and safety measures		On Skill upgradation		Total (D)	On Health and safety measures		On Skill upgradation	
		No.(B)	% (B/A)	No.(C)	% (C/A)		No.(E)	% (E/D)	No.(F)	% (F/D)
Employees										
Male	16,094	7,613	47%	7,312	45%	17,198				
Female	14,563	9,742	67%	9,893	68%	12,688				Not Available
Total	30,657	17,355	57%	17,205	56%	29,865				

9. Details of performance and career development reviews of employees and worker:

Category	FY 2023					FY 2022				
	Total (A)	Remarks	No. of employees covered (B)	% (B/A)	Remarks	Total (C)	Remarks	No. of employees covered (D)	% (D/C)	Remarks
Employees										
Male	18,444	This includes the On Roll+ Consultants+ International On Roll Employees	11,352	62%	This included employees eligible for Annual Check-in 22-23 (non-crew domestic employees who were active as of September 30, 2022)	15,266	This includes the On Roll+ Consultants+ International On Roll Employees	9,756	64%	This included employees eligible for Annual Check-in 21-22 (non-crew domestic employees who were active as of September 30, 2021)
Female	14,601		4,084	28%		11,081		2,957	27%	
Total	33,045		15,436	47%		26,347		12,713	48%	

10. Health and safety management system:

- a. Whether an occupational health and safety management system has been implemented by the entity? (Yes/ No). If yes, the coverage such system?

Response: IndiGo believes that a safe and healthy work environment is a pre-requisite for employee well-being, and the adoption of best practices in occupational health and safety have a direct impact on its overall performance. As mandated by the Directorate General before Civil Aviation (DGCA) under the Ministry of Civil Aviation (MoCA), We have implemented an occupational health and safety management system. Our SOPs are modified using Society for Risk Analysis (SRA) principles based on current scientific data in the following areas:

- Crew fatigue reporting
- Systematic testing for alcohol
- Psychoactive drug testing
- Advisory for passengers

- b. What are the processes used to identify work-related hazards and assess risks on a routine and non-routine basis by the entity?

Response: : IndiGo places great emphasis on safety management and has established various processes and technologies to ensure the safety of its operations. The Company's Safety Management System (SMS) is the foundation that enables IndiGo to operate safely.

Integrum, a safety reporting application that allows employees to report possible hazards in the form of required and optional reports. This technology is an essential part of IndiGo's Safety Management System (SMS) and Structured Safety Process (SSP) frameworks, which include both proactive and reactive components.

The reactive component of IndiGo's SMS and SSP frameworks involves investigating accidents and incidents that occur within the system. This investigation process is crucial because it identifies the underlying causes of accidents and incidents, provides lessons learned, and contributes to the continual improvement of the aviation system. IndiGo has a sophisticated system in place to collect all network incidents, which are then reported to regulatory authorities by the Flight Safety department as needed.

Each occurrence is investigated in collaboration with stakeholders concerned, including flight operations, engineering, inflight services, airport operations and customer services, OEMs, and airport operators to determine the root cause(s) and contributory factor(s). Based on the findings, mitigation actions are formulated to prevent future occurrences. IndiGo's Permanent Investigation Board, in collaboration with the regulatory authority, investigates all major events.

In summary, a continuous encouragement on safety culture has resulted in increase in safety awareness across the operational staff, which is evident by the type and number of reports being received by Flight Safety. IndiGo's commitment to safety is demonstrated by its Safety Management System and Structured Safety Process frameworks, and the use of technologies like Integrum. Additionally, the thorough investigation of accidents and incidents and the formulation of mitigation actions to prevent future occurrences are key elements of IndiGo's safety management approach.

c. Whether you have processes for workers to report the work-related hazards and to remove themselves from such risks. (Y/N)

Response: IndiGo is committed to prioritizing the health and safety of its employees, recognizing that it has a direct impact on the Company's business and strategic plans. The Company takes a proactive and determined approach to identify and prevent potential hazards, and to safeguard its personnel. A holistic approach is taken to address all health-related issues in the workplace, with the aim of minimizing incidents.

IndiGo prioritises employees' health and safety to the highest level and promotes a high quality of life.

d. Do the employees/ worker of the entity have access to non-occupational medical and healthcare services? (Yes/ No)

Response: Yes

11. Details of safety related incidents, in the following format:

Safety Incident/Number	Category	FY 2023	FY 2022
Lost Time Injury Frequency Rate (LTIFR) (per one million-person hours worked)	Employees	NA	NA
	Total	726	349
Total recordable work-related injuries	Major	30	6
	Minor	256	116
	First Aid Case	440	227
No. of fatalities	Employees	Nil	Nil
High consequence work-related injury or ill-health (excluding fatalities)	Employees	Nil	Nil

12. Describe the measures taken by the entity to ensure a safe and healthy workplace.

Response: In line with the IndiGo's Safety Policy, safety as a value-led concept has been institutionalised by inculcating a sense of ownership at all levels and driving behavioural change, leading to the creation of a cohesive safety culture. IndiGo involves its local managers and employees in maintaining vigilance for the detection and prevention of hazards, supported by a team of health and safety managers. The Company is firmly committed to the following four objectives to prevent accidents and foster a risk-prevention culture:

- Mitigating serious accidents
- Implementing ergonomic practices
- Enhancing quality of life
- Practicing self-respect, respecting others, and following rules in operations, infrastructure and material management.

13. Number of Complaints on the following made by employees and workers:

Particulars	Filed during the year	Pending resolution at the end of year	Remarks
Working Conditions	Nil	Nil	
Health and Safety	Nil	Nil	

14. Assessments for the year:

Particulars	Percentage of your plants and offices that were assessed (by entity or statutory authorities or third parties)
Health and safety practices	100%
Working Conditions	100%

15. Provide details of any corrective action taken or underway to address safety-related incidents (if any) and on significant risks / concerns arising from assessments of health and safety practices and working conditions.

Response: NA

Leadership Indicators:

16. Does the entity extend any life insurance or any compensatory package in the event of death of

(a) Employees (Y/N)

(b) Workers (Y/N).

Response:

a) Response: Yes

b) Response: NA

PRINCIPLE 4

Businesses should respect the interests of and be responsive to all its stakeholders.

Essential Indicators

1. Describe the processes for identifying key stakeholder groups of the entity.

Response: A questionnaire was provided to the ESG taskforce and based on the responses; stakeholders were identified. This list was further reviewed and validated by the Senior Management of the Company.

2. List stakeholder groups identified as key for your entity and the frequency of engagement with each stakeholder group.

Stakeholder group	Vulnerable and Marginalised Group	Channels of Communication	Frequency of Engagement	Purpose and Scope of Engagement including Key Topics and Concerns Raised During Such Engagement
Investors/ Shareholders	No	Investor Calls and meetings	Ongoing	<ul style="list-style-type: none"> Update on quarterly financial and operational performance of the Company.
Customers	No	Advertisements Social Media Website Surveys Feedback	Need based	<ul style="list-style-type: none"> Customer engagement Improvement in services
Employees	No	Email, SMS, community meetings, website, town halls, employee surveys	Daily	<ul style="list-style-type: none"> Job satisfaction, Fair pay and performance remuneration, Training and development initiatives that support career growth, Safe and congenial working conditions, Non-discrimination, Prompt grievance redressal mechanisms

Stakeholder group	Vulnerable and Marginalised Group	Channels of Communication	Frequency of Engagement	Purpose and Scope of Engagement including Key Topics and Concerns Raised During Such Engagement
Suppliers and Partners	No	Dealer meets and visits	On going	<ul style="list-style-type: none"> Fair and accountable supply chain practices, Supplier financial health, Reputation, and service quality, access to knowledge on sustainable supply chain practices
Government and Regulators	No	Company website	Need based	<ul style="list-style-type: none"> Adherence to applicable laws and regulations Policy action Consultation on emerging issues
Industry and Trade Associations	No	Industry conference and trade fairs	Annually	<ul style="list-style-type: none"> Discussions on industry issues
Civil Society and NGOs	Yes	Mails, calls and community meetings	Need based	<ul style="list-style-type: none"> Discussion on key social, environmental and community related issues.

PRINCIPLE 5

Businesses should respect and promote human rights.

Essential Indicators

- Employees and workers who have been provided training on human rights issues and policy(ies) of the entity, in the following format:

Category	FY 2023			FY 2022		
	Total (A)	No. of Employees/Workers covered (B)	% (B/A)	Total (C)	No. of Employees/Workers covered (D)	% (D/C)
Employees						
Permanent	32,407	25,581	79%	26,164	14,411	55%
Other than Permanent	638	576	90%	1,515	335	22%
Total	33,045	26,157	79%	27,679	14,746	53%

- Details of minimum wages paid to employees and workers, in the following format:

Response: This is not applicable to IndiGo as we do not have any workers making minimum wage on our rolls.

- Details of remuneration/salary/wages, in the following format:

Particulars	Male		Female	
	Number	Median remuneration / salary/ wages of respective category	Number	Median remuneration/ salary/ wages of respective category
Board of Directors (BoD)	For details, please refer to Annexure C forming part of the Board's Report			
Key Managerial Personnel	The Company does not disclose this information due to employee confidentiality considerations			
Employees other than BoD and KMP	The Company does not disclose this information due to employee confidentiality considerations			

4. Do you have a focal point (Individual/ Committee) responsible for addressing human rights impacts or issues caused or contributed to by the business? (Yes/No)

Response: Yes

5. Describe the internal mechanisms in place to redress grievances related to human rights issues.

Response: Please refer to point no. 6 of Principle no. 3

6. Number of Complaints on the following made by employees and workers:

Particulars	FY 2023			FY 2022		
	Filed during the year	Pending resolution at the end of year	Remarks	Filed during the year	Pending resolution at the end of year	Remarks
Sexual Harassment	37	4	Pending resolution under investigation as on March 31, 2023, did not exceed timeline as per SH Act.	29	6	4 (Complaints under investigation as on March 31, 2022, not exceeded timeline as per the Act) 2
Discrimination at workplace	Nil	Nil	NA	Nil	Nil	NA
Forced Labour/ Involuntary Labour	Nil	Nil	NA	Nil	Nil	NA
Wages	Nil	Nil	NA	Nil	Nil	NA
Other human rights related issues	Nil	Nil	NA	Nil	Nil	NA

7. Mechanisms to prevent adverse consequences to the complainant in discrimination and harassment cases.

Response: The following mechanisms are in place to ensure complainants of discrimination and harassment are duly shielded from adverse consequences:

1. If the Company receives a complaint of sexual harassment at the workplace against an employee, immediate steps are taken to ensure the safety and comfort of the complainant.
2. The Company places utmost importance on maintaining confidentiality while handling such matters.
3. There is a strict policy against retaliation in place, and any attempt by the respondent to instil fear in the complainant or witnesses during an investigation is taken very seriously, and appropriate action is taken.

8. Do human rights requirements form part of your business agreements and contracts? (Yes/No)

Response: The Company includes its 'Supplier Code of Conduct' in most of its standard supplier agreements, which obligates the suppliers to adhere to all applicable labour laws and other applicable regulations.

9. Assessments for the year:

Particulars	Percentage of your plants and offices that were assessed (By entity or statutory authorities or third parties)
Child Labour	Nil
Forced/involuntary labour	Nil
Sexual harassment	100%
Discrimination at workplace	Nil
Wages	Nil
Others – please specify	Nil

Note: The Internal and external auditors conduct assessments as per the Audit schedule. Assessments are also carried out by respective Government authorities and the Company has not received any non-compliance certification.

10. Provide details of any corrective actions taken or underway to address significant risks / concerns arising from the assessments at Question 9 above.

Response: IndiGo has a robust policy on the Prevention of Sexual Harassment, which is a gender-neutral subject matter. We conduct regular workshops and focus group discussions to sensitize the employees about prevention of sexual harassment at workplace from the time of new hire joining. We also have an interactive e-learning module for the employees which educates employees on various nuances of the policy. We take extreme care to ensure utmost confidentiality is maintained while handling these matters.

We have a very strong policy on retaliation. Any acts of instilling fear in the minds of the complainant and/or any witnesses by the respondent on account of participating in an investigation is viewed extremely seriously and appropriate action is taken against the wrong doer.

Leadership Indicators:

1. Details of a business process being modified / introduced as a result of addressing human rights grievances/ complaints.

Response: There were no corrective modifications to business processes as a result of no human rights complaint being registered with the Company.

2. Details of the scope and coverage of any Human rights due diligence conducted.

Response: NA

3. Is the premise/office of the entity accessible to differently abled visitors, as per the requirements of the Rights of Persons with Disabilities Act, 2016?

Response: Yes

PRINCIPLE 6

Businesses should respect and make efforts to protect and restore the environment.

Essential Indicators

1. Details of total energy consumption (in Joules or multiples) and energy intensity, in the following format:

Parameter	FY 2023 (GJ)	FY 2022 (GJ)
Total electricity consumption (A)	20,314	8,468
Total fuel consumption (B) (Jet Aviation Fuel, Diesel, CNG, Petrol)	3,23,36,015	2,05,27,790
Energy consumption through other sources (C)*	NA	NA
Total energy consumption (A+B+C)	3,23,56,329	2,05,36,259
Energy intensity per rupee of Turnover (Total energy consumption/ turnover in rupees)	0.00006 GJ/Rupee of Revenue	0.00008 GJ/Rupee of Revenue

*Other sources include energy from steam, heating/cooling, etc. therefore it is not applicable for us.

Note 1: Indicate if any independent assessment/ evaluation/assurance has been carried out by an external agency? (Y/N) If yes, name of the external agency: No

Note 2: Figures for FY 2022 are restated.

2. Does the entity have any sites / facilities identified as designated consumers (DCs) under the Performance, Achieve and Trade (PAT) Scheme of the Government of India? (Y/N) If yes, disclose whether targets set under the PAT scheme have been achieved. In case targets have not been achieved, provide the remedial action taken, if any.

Response: NA

3. Provide details of the following disclosures related to water, in the following format:

Response: NA

4. Has the entity implemented a mechanism for Zero Liquid Discharge? If yes, provide details of its coverage and implementation.

Response: NA

5. Please provide details of air emissions (other than GHG emissions) by the entity, in the following format:

Parameter	Please specify unit	FY 2023	FY 2022
NOx	Tonne	12,232	7,769
SOx	Tonne	406	258

Note 1: The NOx and SOx emissions have been calculated based on the well to wake emissions of our jet fuel consumption. The emission factors have been sourced from National Renewable Energy Laboratory (NREL).

Note 2: Indicate if any independent assessment/ evaluation/assurance has been carried out by an external agency? (Y/N) If yes, name the external agency: No

6. Provide details of greenhouse gas emissions (Scope 1 and Scope 2 emissions) and its intensity, in the following format:

Parameter	Unit	FY 2023	FY 2022
Total Scope 1 emissions (Break-up of the GHG into CO ₂ , CH ₄ , N ₂ O, HFCs, FCs, SF ₆ , NF ₃ , if available)	Metric tonnes of CO ₂ equivalent	67,89,520	43,11,693
Total Scope 2 emissions (Break-up of the GHG into CO ₂ , CH ₄ , N ₂ O, HFCs, PFCs, SF ₆ , NF ₃ , if available)	Metric tonnes of CO ₂ equivalent	4,445	1,844
Total Scope 1 and Scope 2 emissions per ASK	Grams/ASK	59.5	61.1
Total Scope 1 and Scope 2 emissions per rupee of turnover	Tonnes / Rupee	0.000012	0.000016

Note 1: Indicate if any independent assessment/ evaluation/assurance has been carried out by an external agency? (Y/N) If yes, name of the external agency: No

Note 2: Figures for FY 2022 are restated.

7. Does the entity have any project related to reducing Green House Gas emission? If yes, then provide details.

Response: IndiGo has undertaken the following mechanisms for GHG emission reduction and Ground CO₂ reduction by minimising diesel after consumption:

- By using electrical vehicles and other ground equipment like electric baggage tugs
- By using CNG vehicles.
- By using other fuel economical diesel equipment.

8. Provide details related to waste management by the entity, in the following format:

Response: IndiGo takes environmental responsibility seriously as a major transportation company and has implemented a comprehensive waste management plan to manage the debris generated during servicing, including oils, equipment filters, batteries, plastic material, rubber/metal components, and tyres. The ground support staff sorts of garbage into seven categories (rubber, plastic, metal, batteries, tyres, lubricants, and old flyers) and replaces ground equipment filters and waste oils (Oil/Fuel/Air/Hydraulic) at regular intervals. Discarded batteries and worn-out plastic, rubber, or metal parts are replaced, and discarded tyres are sent through multiple rounds of re-treading. This approach demonstrates IndiGo's commitment to minimizing its environmental impact and promoting sustainable practices in its operations.

9. Briefly describe the waste management practices adopted in your establishments. Describe the strategy adopted by the Company to reduce usage of hazardous and toxic chemicals in your products and processes and the practices adopted to manage such wastes.

Response: NA

10. If the entity has operations/offices in/around ecologically sensitive areas (such as national parks, wildlife sanctuaries, biosphere reserves, wetlands, biodiversity hotspots, forests, coastal regulation zones etc.) where environmental approvals / clearances are required, please specify details in the following format:

Response: NA

11. Details of environmental impact assessments of projects undertaken by the entity based on applicable laws, in the current financial year:

Response: NA

12. Is the entity compliant with the applicable environmental law/ regulations/ guidelines in India, such as the Water (Prevention and Control of Pollution) Act, Air (Prevention and Control of Pollution) Act, Environment protection act and rules thereunder (Y/N). If not, provide details of all such non-compliances, in the following format:

Response: Yes, the Company is compliant with all the applicable laws

Leadership Indicators

1. Does the entity have a business continuity and disaster management plan? Give details in 100 words/ web link.

Response: We have taken proactive steps to ensure a comprehensive disaster management and business continuity plan is in place. The Emergency Response Plan is documented at the corporate, departmental, and station levels and complies with both international and domestic regulations. This exhaustive plan covers man-made and natural disasters, including a major aircraft accident, and includes command and control, crisis communications, humanitarian response, and business continuity. The plan also encompasses training and drills, financial and insurance issues, and coordination with external agencies and code share partners.

2. Disclose any significant adverse impact to the environment, arising from the value chain of the entity. What mitigation or adaptation measures have been taken by the entity in this regard?

Response: None.

PRINCIPLE 7

Businesses, when engaging in influencing public and regulatory policy, should do so in a manner that is responsible and transparent.

Essential Indicators

1. a. Number of affiliations with trade and industry chambers/ associations.

Response: The Company is a member of the Federation of Indian Airlines

- b. List the top 10 trade and industry chambers/ associations (determined based on the total members of such body) the entity is a member of/ affiliated to.

Sr. No.	Name of the trade and industry chambers/associations	Reach of trade and industry chambers/ associations (State/National)
1	PHD Chamber of Commerce and Industry	National
2	Associated Chambers of Commerce and Industry	National
3	Federation of Indian Airlines	National

IndiGo also actively participates in multi-stakeholder discussion forums and when pertinent, responds to public consultations. The Company is also a member of International Air Transport Association (IATA), the global airline trade association whose mission is to represent, lead and serve the airline industry.

2. Provide details of corrective action taken or underway on any issues related to anti-competitive conduct by the entity, based on adverse orders from regulatory authorities.

Name of the authority	Brief of the case	Corrective action taken
National Company Law Appellate Tribunal (Previously, Competition Appellate Tribunal)	Express Industry Council of India alleged cartelization between 5 domestic airlines including InterGlobe Aviation Limited ("IndiGo") for fixing the rate of Fuel Surcharge ("FSC") in CarGo. Competition Commission of India ("CCI") vide its order held that IndiGo along with Jet Airways and Spice Jet are in contravention of the provisions of the CCI Act ("Impugned Order"). A penalty of Rs. 9.45 Crore was imposed on IndiGo, Rs. 39.81 Crore imposed on Jet Airways and Rs. 5.10 Crore imposed on Spice Jet.	An appeal has been filed against the Impugned Order before the National Company Law Appellate Tribunal ("NCLAT"). The Impugned Order is stayed. The appeal is sub-judice and is pending final arguments.

Leadership Indicators:

1. Details of public policy positions advocated by the entity:

Response: NA

PRINCIPLE 8

Businesses should promote inclusive growth and equitable development.

Essential Indicators

1. Details of Social Impact Assessments (SIA) of projects undertaken by the entity based on applicable laws, in the current financial year.

Response: NA. IndiGo is not liable for Social Impact Assessment

2. Provide information on project(s) for which ongoing Rehabilitation and Resettlement (R&R) is being undertaken by your entity, in the following format:

Response: IndiGo has not undertaken any project for which ongoing Rehabilitation and Resettlement is required

3. Describe the mechanisms to receive and redress grievances of the community.

Response: Please refer to response provided in point no. 6 of Principle no. 3

4. Percentage of input material (inputs to total inputs by value) sourced from suppliers:

	FY 2023	FY 2022
Directly sourced from MSMEs/ small producers	0.9%	1.3%

Leadership Indicators:

1. Provide the following information on CSR projects undertaken by your entity in designated aspirational districts as identified by government bodies:

Name of implementation of Agency	Project Title	Project Location/s (State)	Project Location/s (District)
Grameen Sahara	Livelihood creation of women farmers	Meghalaya	Ri Bhoi
Pradan	Women collectives-led Action Towards Environment Rejuvenation (WATER)	Jharkhand	Bokaro, Hazaribagh, Godda

2. Details of beneficiaries of CSR Projects:

S. No.	Focus Area	Project Title	Name of NGO partner	Number of beneficiaries reached	Percentage of marginalized communities
1.	Children and Education	IndiGo School Adoption and Get Smart Program	SRF Foundation: School Adoption Program	22,500 Students	100%
2.	Children and Education	Academic improvement of children and the entire school ecosystem as a whole	Eklavya Foundation	1,760 Students	100%
3.	Children and Education	Sponsoring education of RTE children	KK Academy	65 Students	100%
4.	Children and Education	Improving teaching and learning practices among middle and high school children	Vidya Bhawan Society	5,000 Students	100%
5.	Children and Education	Providing education to first generation learners	Bandhan Education Program	12,507 Students	100%
6.	Women empowerment	Livelihood enhancement through sustainable agriculture and entrepreneurship development	AFARM	12,000 Women	100%
7.	Women empowerment	Livelihood creation of women farmers	Grameen Sahara	1,500 Women	100%
8.	Women empowerment	Women collectives-led Action Towards Environment Rejuvenation (WATER)	Pradan	37,000 Women	100%
9.	Women empowerment	Providing livelihood support to women (The Hardcore Poor)	Bandhan -THP	3,000 Households/ Women	100%
10.	Environment	Promotion of 9,500 biogas plants	ADATS	9,500 Households/ Women	100%
11.	Environment	Eco restoration, clean up and conservation of the Sikanderpur pond	I am Gurgaon	NA	100%
12.	Environment	Creating sustainable practices for waste management	Chintan	1,000 Households	100%
13.	Environment	Safeguarding Biodiversity and habitat restoration	The Corbett Foundation	51 Households	100%
14.	Environment	Upcycling of the textiles	Chetanalaya	2,265 Women	100%
15.	Environment	Community-led Environment Restoration and Women-led Livelihood Enhancement	Gram Vikas	2,111 Households	100%
16.	Environment	Climate-friendly interventions to improve quality of life in rural areas while reducing total carbon footprint.	Suvidha	4,000 Households/ Women	100%
17.	Heritage	Maintenance and Upkeep of the mausoleum	Aga Khan Foundation-Rahim	NA	100%
18.	Heritage	Conservation and Restoration of the mausoleum	Aga Khan Foundation-Qutb Shah	NA	100%

PRINCIPLE 9

Businesses should engage with and provide value to their consumers in a responsible manner.

Essential Indicators

- Describe the mechanisms in place to receive and respond to consumer complaints and feedback.

Response: The Company has implemented a Customer Relationship Management (CRM) process to cover the thorough process of screening customer comments and reviewing complaints.

- Turnover of products and/ services as a percentage of turnover from all products/service that carry information about:

Response: In order to support the local economy while also maintaining high food safety standards, the Company sources non-perishable food and beverage goods from local producers who adhere to FSSAI and HACCP regulations. These goods are then supplied to catering sites within the network. To reduce food waste, perishable items are exclusively provided to passengers with pre-booked orders, while non-perishables are chosen for their long shelf life.

Additionally, the Company has made efforts to eliminate single-use plastics by using sustainable alternatives whenever possible:

S. No.	Item	Sustainable alternative
1.	Bread roll bags	Paper bags
2.	Plastic cutlery	Wooden cutlery
3.	Cutlery bag	Paper bag
4.	Plastic bowl	Aluminium foil 150ml
5.	Thermocol box	Milton box
6.	Chutney creamer	Aluminium foil 150ml
7.	Plastic straws	Paper Straws
8.	Polythene garbage bag	Compostable garbage bag
9.	Plastic gloves	Nitrile gloves
10.	Plastic stirrer	Wooden stirrer
11.	Ripple cup	PLA lining ripple cup
12.	Plastic lid for ripple cup	Compostable lids
13.	Water cups	PLA lining water cup

Particulars	As a percentage to total turnover
Environmental and social parameters relevant to the product	
Safe and responsible usage	Not Available
Recycling and/or safe disposal	

- Number of consumer complaints in respect of the following:

Particulars	FY 2023			FY 2022		
	Received during the year	Pending resolution at end of year	Remarks	Received during the year	Pending resolution at end of year	Remarks
Data privacy	Nil	Nil	Nil	Nil	Nil	Nil
Advertising	Nil	Nil	Nil	Nil	Nil	Nil
Cyber-security	Nil	Nil	Nil	Nil	Nil	Nil
Delivery of essential services	Nil	Nil	Nil	Nil	Nil	Nil
Restrictive Trade Practices	Nil	Nil	Nil	Nil	Nil	Nil
Unfair Trade Practices	Nil	Nil	Nil	Nil	Nil	Nil
Other			Nil			Nil
(i) DGCA	639	Nil		259	Nil	
(ii) Consumer Complaints	135	125		114	102	

Note: The categorization of complaints is restated for FY21-22.

4. Details of instances of product recalls on account of safety issues:

Particulars	Number	Reasons for recall
Voluntary recalls		NA
Forced recalls		

5. Does the entity have a framework/ policy on cyber security and risks related to data privacy? (Yes/No) If available, provide a web-link of the policy.

Response: Yes, IndiGo has framed policies with respect to information technology/cyber security risk which set forth limits, mitigation strategies and internal controls. To maintain the safety and privacy of its clients and stakeholders, the Company implements a robust cybersecurity strategy that adheres to industry standards like ISO 27001, NIST, and CIS. This strategy includes various technological, administrative, organizational, and physical security measures to safeguard personal information, continuously monitoring privacy legislative changes, incorporating privacy checkpoints into all business endeavours, evaluating internal systems and vendor partnerships, and implementing resilient and effective data recovery processes. Additionally, the Company deploys DRM to secure sensitive digital content and ensures that third-party vendors and suppliers adhere to the same stringent standards. The Company deploys various technological, administrative, organizational, and physical security measures to safeguard personal information privacy standards approach encompassing the following key elements:

- Continuously monitoring privacy legislative changes and enhancing our privacy policies.
- Providing contractual assistance to ensure that contractual provisions adequately handle associated risks.
- Incorporating privacy checkpoints into all business endeavours, following the Privacy-by-Design philosophy.
- Evaluating internal systems, online portals, and vendor partnerships.
- Encrypting information assets that comply with the Federal Information Processing Standards (FIPS).
- Implementing resilient and effective data recovery processes.
- Utilizing Digital Rights Management (DRM) to secure sensitive digital content.

6. Provide details of any corrective actions taken or underway on issues relating to advertising, and delivery of essential services; cyber security and data privacy of customers; re-occurrence of instances of product recalls; penalty / action taken by regulatory authorities on safety of products/services.

Response: NA

Leadership Indicators:

1. Channels / platforms where information on products and services of the entity can be accessed (provide web link, if available).

Response: The official website of the Company is www.goindigo.in. It also has distinct applications for its partners, passenger booking, and staff travel available for both, Android and IOS devices.

2. Provide the following information relating to data breaches:

- Number of instances of data breaches along-with impact
- Percentage of data breaches involving personally identifiable information of

Response:

- Nil
- Nil

On behalf of the Board of
InterGlobe Aviation Limited

Dr. Venkataramani Sumantran
Chairman
DIN: 02153989

Mr. Anil Parashar
Director
DIN: 00055377

Date: May 18, 2023
Place: Gurugram



Financial Statements



Independent Auditor's Report

To the Members of InterGlobe Aviation Limited

Report on the Audit of the Standalone Financial Statements

Opinion

We have audited the accompanying standalone financial statements of InterGlobe Aviation Limited ("the Company"), which comprise the Balance sheet as at March 31, 2023, the Statement of Profit and Loss, including the statement of Other Comprehensive Income, the Cash Flow Statement and the Statement of Changes in Equity for the year then ended, and notes to the standalone financial statements, including a summary of significant accounting policies and other explanatory information.

In our opinion and to the best of our information and according to the explanations given to us, the aforesaid standalone financial statements give the information required by the Companies Act, 2013, as amended ("the Act") in the manner so required and give a true and fair view in conformity with the accounting principles generally accepted in India, of the state of affairs of the Company as at March 31, 2023, its loss including other comprehensive income, its cash flows and the changes in equity for the year ended on that date.

Basis for Opinion

We conducted our audit of the standalone financial statements in accordance with the Standards on Auditing (SAs), as specified under section 143(10) of the Act. Our responsibilities under those Standards are further described in the 'Auditor's Responsibilities for the Audit of the Standalone Financial Statements' section of our report. We are independent of the Company in accordance with the 'Code of Ethics' issued by the Institute of Chartered Accountants of India together with the ethical requirements that are relevant to our audit of the financial statements under the provisions of the Act and the Rules thereunder, and we have fulfilled our other ethical responsibilities in accordance with these requirements and the Code of Ethics. We believe that the audit evidence we have obtained is sufficient and appropriate to provide a basis for our audit opinion on the standalone financial statements.

Key Audit Matters

Key audit matters are those matters that, in our professional judgment, were of most significance in our audit of the standalone financial statements for the financial year ended March 31, 2023. These matters were addressed in the context of our audit of the standalone financial statements as a whole, and in forming our opinion thereon, and we do not provide a separate opinion on these matters. For each matter below, our description of how our audit addressed the matter is provided in that context.

We have determined the matters described below to be the key audit matters to be communicated in our report. We have fulfilled the responsibilities described in the Auditor's responsibilities for the audit of the standalone financial statements section of our report, including in relation to these matters. Accordingly, our audit included the performance of procedures designed to respond to our assessment of the risks of material misstatement of the standalone financial statements. The results of our audit procedures, including the procedures performed to address the matters below, provide the basis for our audit opinion on the accompanying standalone financial statements.

Key audit matters	How our audit addressed the key audit matter
<p>Recognition of Passenger Revenue (refer note 22 to the standalone financial statements)</p> <p>The Company recognises passenger revenue on flown basis i.e., when the service is rendered. Moreover, fees charged for cancellation of flight tickets is recognised as revenue on rendering of the said service. Further, the company recognises revenue from unexercised rights of customers which are non-refundable in nature, based on past trends in proportion to the pattern of rights exercised by the customer.</p> <p>The determination of passenger revenue to be recognised for each flight requires complex IT systems and involves high volume of transactions.</p> <p>We identified revenue recognition as a key audit matter because passenger revenue is one of the Company's key performance indicators, it involves complicated IT systems that handle large</p>	<p>Our procedures included, but were not limited to the following:</p> <ul style="list-style-type: none"> assessed that the revenue recognition policy is in line with Ind AS 115 'Revenue from Contracts with Customers'; involved our IT specialist to assist in assessing the design, implementation and operating effectiveness of management's general IT controls and key application controls over the Company's IT systems and third-party systems (assessed the assurance report, i.e., the SSAE 16 report and bridge letter, attesting the appropriateness and effectiveness of the internal control system established by the service provider) which govern revenue recognition, and key manual internal controls over passenger revenue recognition, including controls related to estimation of trends in respect of unused tickets and testing of preventive controls over unauthorised override;

Key audit matters	How our audit addressed the key audit matter
<p>volumes of transaction data and includes exchange of information with industry systems and partner airlines and the judgement required by management in determining the unexercised rights of passengers, all of which give rise to an inherent risk that revenue could be recorded in the incorrect period or at incorrect amount.</p>	<ul style="list-style-type: none"> • performed tests of details such as tested revenue and collection reconciliations of Company's records with reports generated from third party systems, tested manual journal entries posted into relevant revenue accounts in the sub-ledger and general ledger which met specified risk-based criteria; • analysed the terms related to passenger tickets and obtained data supporting Company's historical expiry trend in respect of unused passenger tickets and tested a sample of ticket documents from the source data to ascertain timing of the recognition they were recorded and evaluated the judgements used in determining the timing of the recognition of revenue from unexercised rights of passengers; • performed tests to verify that the timing of passenger revenue recognition was appropriate.
<p>Lease accounting, incentives and corresponding tax implications (refer note 17.b to the standalone financial statements)</p>	
<p>The Company operates certain new and used aircraft under lease arrangements.</p>	<p>Our audit procedures included but were not limited to:</p>
<p>For determination of the appropriate lease accounting under Ind AS 116, basis classification of leases, sale and leaseback transactions, and corresponding tax treatment, the Company has considered the substance of the transaction rather than just the legal form including among other factors, treatment of receipt of non-refundable incentives in connection with acquisition of new aircrafts.</p>	<ul style="list-style-type: none"> • tested that the Company's accounting policies are in compliance with requirements of Ind AS 116, including consideration of exemptions; • assessed the design, implementation and operating effectiveness of management's key internal controls over process for identifying lease contracts, or contracts which contain leases, related incentives and accounting thereof; • tested the completeness of the data in the aircraft lease master by validating the key terms of the aircraft acquisition and leases agreements (including modifications) and assessed management judgements used in determining the classification of leases; • performed tests of details to examine the inputs used for determining right of use assets and lease liabilities related to lease contracts with underlying lease agreements including related incentives received and performed computation checks on the amount of lease liability and the right to use, tracing of the same to bank statements, credit notes, underlying contracts/ documents; • assessed the inputs used for determination of the incremental borrowing rate including, assessment of lease term by reference to the underlying lease contracts and market data; • engaged our internal tax specialists to assess Company's assumptions, critical judgements made by management on the tax treatment of incentives, which impacted their estimations of the provisions required for open tax assessments and for other years, basis the favourable ITAT special bench orders received by the Company, opinions given by third party tax advisors. • assessed the disclosures in respect of the tax position in Note 31 to the standalone financial statements.
<p>We considered lease accounting, of aircraft and other leases (including the corresponding tax treatment), as a key audit matter due to significant judgement required in the assumptions and estimates used to determine the Right of Use (ROU) asset and lease liability, viz assessment of lease term (including modification terms), determination of appropriate incremental borrowing rate, treatment of non-refundable incentives received in connection with the acquisition of the aircrafts and other assets in ROU, componentisation of the ROU asset, and the tax treatment of incentives involves a significant degree of management judgement in interpreting the various relevant rules, regulations and practices.</p>	

Key audit matters	How our audit addressed the key audit matter
<p>Aircraft Maintenance Obligations (refer note 18 to the standalone financial statements)</p> <p>The Company operates aircraft which are owned or held under lease arrangements and incurs liabilities for maintenance costs in respect of aircraft leased during the term of the lease.</p> <p>These arise from legal and contractual obligations relating to the condition of the aircraft when it is returned to the lessor.</p> <p>At each reporting date, the calculation of the maintenance provision includes a number of variable factors and assumptions including: likely utilisation of the aircraft; the expected cost of the heavy maintenance check at the future date it is expected to occur; the condition of the aircraft engine, contractual return conditions.</p> <p>Given the involvement of inherent level of management judgement required as a result of the complex and subjective element around these variable factors and assumptions in order to quantify the provision amounts, we have identified this as a key audit matter.</p>	<p>Our audit procedures to assess aircraft maintenance provisions included but were not limited to the following:</p> <ul style="list-style-type: none"> • assessed the design, implementation and operating effectiveness of the management's internal controls over the maintenance process including accounting for maintenance provisions for aircraft held under operating leases; • assessed the provision recorded and key assumptions adopted by management in estimating the provisions and any changes therein, and reviewed the terms of the operating leases, compared assumptions to contract terms and the Company's maintenance cost experience; • obtained information about the utilisation pattern by reference to the expected future maintenance event dates from Company's appropriate personnel and assessed the consistency of the provisions with the engineering department's assessment of the condition of aircraft, based on underlying engine borescope inspections and results, analysis of historical flight hours, estimate of the cost of maintenance work to historic invoices; • assessed the provision by ensuring that all significant return condition obligations included in aircraft lease contracts have been considered; • performed sensitivity analysis around the key assumptions.

Information Other than the Financial Statements and Auditor's Report Thereon

The Company's Board of Directors is responsible for the other information. The other information comprises the information included in the Annual report, but does not include the standalone financial statements and our auditor's report thereon.

Our opinion on the standalone financial statements does not cover the other information and we do not express any form of assurance conclusion thereon.

In connection with our audit of the standalone financial statements, our responsibility is to read the other information and, in doing so, consider whether such other information is materially inconsistent with the financial statements or our knowledge obtained in the audit or otherwise appears to be materially misstated. If, based on the work we have performed, we conclude that there is a material misstatement of this other information, we are required to report that fact. We have nothing to report in this regard.

Responsibilities of Management and Those Charged with Governance for the Standalone Financial Statements

The Company's Board of Directors is responsible for the matters stated in section 134(5) of the Act with respect to the preparation of these standalone financial statements that give a true and fair view of the financial position, financial performance including other comprehensive income, cash flows and changes in equity of the Company in accordance with the accounting principles generally accepted in India, including the Indian Accounting Standards (Ind AS) specified under section 133 of the Act read with the Companies (Indian Accounting Standards) Rules, 2015, as amended. This responsibility also includes maintenance of adequate accounting records in accordance with the provisions of the Act for safeguarding of the assets of the Company and for preventing and detecting frauds and other irregularities; selection and application of appropriate accounting policies; making judgments and estimates that are reasonable and prudent; and the design, implementation and maintenance of adequate internal financial controls, that were operating effectively for ensuring the accuracy and completeness of the accounting records, relevant to the preparation and presentation of the standalone financial statements that give a true and fair view and are free from material misstatement, whether due to fraud or error.

In preparing the standalone financial statements, management is responsible for assessing the Company's ability to continue as a going concern, disclosing, as applicable, matters related to going concern and using the going concern basis of accounting unless management either intends to liquidate the Company or to cease operations, or has no realistic alternative but to do so.

Those charged with governance are also responsible for overseeing the Company's financial reporting process.

Auditor's Responsibilities for the Audit of the Standalone Financial Statements

Our objectives are to obtain reasonable assurance about whether the standalone financial statements as a whole are free from material misstatement, whether due to fraud or error, and to issue an auditor's report that includes our opinion. Reasonable assurance is a high level of assurance, but is not a guarantee that an audit conducted in accordance with SFAs will always detect a material misstatement when it exists. Misstatements can arise from fraud or error and are considered material if, individually or in the aggregate, they could reasonably be expected to influence the economic decisions of users taken on the basis of these standalone financial statements.

As part of an audit in accordance with SFAs, we exercise professional judgment and maintain professional skepticism throughout the audit. We also:

- Identify and assess the risks of material misstatement of the standalone financial statements, whether due to fraud or error, design and perform audit procedures responsive to those risks, and obtain audit evidence that is sufficient and appropriate to provide a basis for our opinion. The risk of not detecting a material misstatement resulting from fraud is higher than for one resulting from error, as fraud may involve collusion, forgery, intentional omissions, misrepresentations, or the override of internal control.
- Obtain an understanding of internal control relevant to the audit in order to design audit procedures that are appropriate in the circumstances. Under section 143(3)(i) of the Act, we are also responsible for expressing our opinion on whether the Company has adequate internal financial controls with reference to financial statements in place and the operating effectiveness of such controls.
- Evaluate the appropriateness of accounting policies used and the reasonableness of accounting estimates and related disclosures made by management.
- Conclude on the appropriateness of management's use of the going concern basis of accounting and, based on the audit evidence obtained, whether a material uncertainty exists related to events or conditions that may cast significant doubt on the Company's ability to continue as a going concern. If we conclude that a material uncertainty exists, we are required to draw attention in our auditor's report to the related disclosures in the financial statements or, if such disclosures are inadequate, to modify our opinion. Our conclusions are based on the audit evidence obtained up to the date of our auditor's report. However, future events or conditions may cause the Company to cease to continue as a going concern.
- Evaluate the overall presentation, structure and content of the standalone financial statements, including the disclosures, and whether the standalone financial statements represent the underlying transactions and events in a manner that achieves fair presentation.

We communicate with those charged with governance regarding, among other matters, the planned scope and timing of the audit and significant audit findings, including any significant deficiencies in internal control that we identify during our audit.

We also provide those charged with governance with a statement that we have complied with relevant ethical requirements regarding independence, and to communicate with them all relationships and other matters that may reasonably be thought to bear on our independence, and where applicable, related safeguards.

From the matters communicated with those charged with governance, we determine those matters that were of most significance in the audit of the standalone financial statements for the financial year ended March 31, 2023 and are therefore the key audit matters. We describe these matters in our auditor's report unless law or regulation precludes public disclosure about the matter or when, in extremely rare circumstances, we determine that a matter should not be communicated in our report because the adverse consequences of doing so would reasonably be expected to outweigh the public interest benefits of such communication.

Report on Other Legal and Regulatory Requirements

1. As required by the Companies (Auditor's Report) Order, 2020 ("the Order"), issued by the Central Government of India in terms of sub-section (11) of section 143 of the Act, we give in the "Annexure 1" a statement on the matters specified in paragraphs 3 and 4 of the Order.
2. As required by Section 143(3) of the Act, we report that:
 - (a) We have sought and obtained all the information and explanations which to the best of our knowledge and belief were necessary for the purposes of our audit;
 - (b) In our opinion, proper books of account as required by law have been kept by the Company so far as it appears from our examination of those books;
 - (c) The Balance Sheet, the Statement of Profit and Loss including the Statement of Other Comprehensive Income, the Cash Flow Statement and Statement of Changes in Equity dealt with by this Report are in agreement with the books of account;

- (d) In our opinion, the aforesaid standalone financial statements comply with the Accounting Standards specified under Section 133 of the Act, read with Companies (Indian Accounting Standards) Rules, 2015, as amended;
- (e) On the basis of the written representations received from the directors as on March 31, 2023 taken on record by the Board of Directors, none of the directors is disqualified as on March 31, 2023 from being appointed as a director in terms of Section 164 (2) of the Act;
- (f) With respect to the adequacy of the internal financial controls with reference to standalone financial statements and the operating effectiveness of such controls, refer to our separate Report in "Annexure 2" to this report;
- (g) In our opinion, the managerial remuneration for the year ended March 31, 2023 has been paid / provided by the Company to its directors in accordance with the provisions of section 197 read with Schedule V to the Act;
- (h) With respect to the other matters to be included in the Auditor's Report in accordance with Rule 11 of the Companies (Audit and Auditors) Rules, 2014, as amended in our opinion and to the best of our information and according to the explanations given to us:
- i. The Company has disclosed the impact of pending litigations on its financial position in its standalone financial statements - Refer Note 31 to the standalone financial statements;
 - ii. The Company did not have any long-term contracts including derivative contracts for which there were any material foreseeable losses;
 - iii. There were no amounts which were required to be transferred to the Investor Education and Protection Fund by the Company;
 - iv.
 - a) The management has represented that, to the best of its knowledge and belief, no funds have been advanced or loaned or invested (either from borrowed funds or share premium or any other sources or kind of funds) by the Company to or in any other person(s) or entity(ies), including foreign entities ("Intermediaries"), with the understanding, whether recorded in writing or otherwise, that the Intermediary shall, whether, directly or indirectly lend or invest in other persons or entities identified in any manner whatsoever by or on behalf of the Company ("Ultimate Beneficiaries") or provide any guarantee, security or the like on behalf of the Ultimate Beneficiaries;
 - b) The management has represented that, to the best of its knowledge and belief, no funds have been received by the Company from any person(s) or entity(ies), including foreign entities ("Funding Parties"), with the understanding, whether recorded in writing or otherwise, that the Company shall, whether, directly or indirectly, lend or invest in other persons or entities identified in any manner whatsoever by or on behalf of the Funding Party ("Ultimate Beneficiaries") or provide any guarantee, security or the like on behalf of the Ultimate Beneficiaries; and
 - c) Based on such audit procedures performed that have been considered reasonable and appropriate in the circumstances, nothing has come to our notice that has caused us to believe that the representations under sub-clause (a) and (b) contain any material misstatement.
 - v. No dividend has been declared or paid during the year by the Company.
 - vi. As proviso to Rule 3(1) of the Companies (Accounts) Rules, 2014 is applicable for the Company only w.e.f. April 1, 2023, reporting under this clause is not applicable.

For S.R. Batliboi & Co. LLP

Chartered Accountants

ICAI Firm Registration Number: 301003E/€300005

per Sanjay Vij

Partner

Membership Number: 095169

UDIN: 23095169BGXZZD4832

Place of Signature: Gurugram

Date: May 18, 2023



Independent Auditor's Report (Contd..)

Annexure 1 referred to in paragraph 1 under the heading "Report on Other Legal and Regulatory Requirements" of our report of even date

Re: InterGlobe Aviation Limited ('the Company')

- (i) (a) (A) The company has maintained proper records showing full particulars, including quantitative details and situation of Property, Plant and Equipment.
- (B) The company has maintained proper records showing full particulars of intangible assets.
- (b) The Company has a regular programme of physical verification of its Property, Plant and Equipment by which all of them are verified in a phased manner over a period of two years except for aircraft and spare engines, which are verified on an annual basis and rotables which are verified in a phased manner over a period of three years. In our opinion, this periodicity of physical verification by management is reasonable, having regard to the size of the Company and the nature of its assets. In accordance with this programme, certain Property, Plant and Equipment were physically verified during the year. As informed to us, no material discrepancies were noticed on such verification.
- (c) There is no immovable property (other than properties where the Company is the lessee and the lease agreements are duly executed in favour of the lessee), held by the Company and accordingly, the requirement to report on clause 3(i)(c) of the Order is not applicable to the Company.
- (d) The Company has not revalued its Property, Plant and Equipment (including Right of use assets) or intangible assets during the year ended March 31, 2023.
- (e) There are no proceedings initiated or are pending against the Company for holding any benami property under the Prohibition of Benami Property Transactions Act, 1988 and rules made thereunder.
- (ii) (a) The management has conducted physical verification of inventory at reasonable intervals except for inventories lying with third parties and goods in transit amounting to Rs. 242.01 million which have not been verified at the end of the year. In our opinion the coverage and the procedure of such verification by the management is appropriate. Inventories lying with third parties have been confirmed by them as at year end. Discrepancies of 10% or more in aggregate for each class of inventory have not been noticed on such physical verification and in respect of confirmations from third parties.
- (b) As disclosed in note 17 (a) to the Standalone financial statements, the Company has been sanctioned working capital limits in excess of Rs. five crores in aggregate from banks during the year on the basis of security of current assets of the Company. As stated in the aforesaid note no quarterly returns/statements were required to be filed by the Company with such banks during the year ended March 31, 2023. Accordingly, the reporting requirement in relation to agreement of such quarterly returns/statements with the books of account is not applicable to the Company.
- (iii) According to the information and explanations given to us, during the year the Company has not provided loans, advances in the nature of loans, stood guarantee or provided security to companies, firms, Limited Liability Partnerships or any other parties. Accordingly, the requirement to report on clause 3(iii)(a), (b), (c), (d), (e) and (f) of the Order is not applicable to the Company.
- (iv) There are no loans, investments, guarantees, and security in respect of which provisions of sections 185 and 186 of the Companies Act, 2013 are applicable and accordingly, the requirement to report on clause 3(iv) of the Order is not applicable to the Company.
- (v) The Company has neither accepted any deposits from the public nor accepted any amounts which are deemed to be deposits within the meaning of sections 73 to 76 of the Companies Act and the rules made thereunder, to the extent applicable. Accordingly, the requirement to report on clause 3(v) of the Order is not applicable to the Company.
- (vi) The Central Government has not specified the maintenance of cost records under Section 148(1) of the Companies Act, 2013, for the products/services of the Company.
- (vii) (a) Company is regular in depositing with appropriate authorities undisputed statutory dues including goods and services tax, provident fund, employees' state insurance, income-tax, duty of customs, cess and other statutory dues applicable to it. As explained to us, the Company did not have any dues on account of duty of excise, sales tax, service tax and value added tax. According to the information and explanations given to us and based on audit procedures performed by us, no undisputed amounts payable in respect of these statutory dues were outstanding, at the year end, for a period of more than six months from the date they became payable.

(b) According to the records of the Company, the dues of income tax, sales-tax, service tax, customs duty, value added tax and cess and other statutory dues which have not been deposited on account of any dispute, are as follows:

Name of the statute	Nature of dues	Amount (Rs. in million)	Amount paid under protest (Rs. in million)	Period to which the amount relates	Forum at which the dispute is pending
Income Tax Act	Revision to the taxable income on account of Tax treatment of certain incentives received by the company from manufacturers with the acquisition of the aircraft and engine and disallowance of certain expenses / adjustments (Refer Note 31)	-	-	AY 2007-08	High Court of Delhi and CIT (A)
Income Tax Act	Revision to the taxable income on account of Tax treatment of certain incentives received by the company from manufacturers with the acquisition of the aircraft and engine and disallowance of certain expenses / adjustments (Refer Note 31)	8.66	8.66	AY 2010-11	Assessing Officer (AO) and CIT(A)
Income Tax Act	Writ Petition before High Court challenging the reopening of assessment on account of Tax treatment of certain incentives received by the company from manufacturers with the acquisition of the aircraft and engine and disallowance of certain expenses / adjustments (Refer Note 31)	3,921.14	-	AY 2011-12	High Court of Delhi
Income Tax Act	Revision to the taxable income on account of Tax treatment of certain incentives received by the company from manufacturers with the acquisition of the aircraft and engine and disallowance of certain expenses / adjustments (Refer Note 31)	1,155.63	816.05	AY 2012-13	High Court
Income Tax Act	Revision to the taxable income on account of Tax treatment of certain incentives received by the company from manufacturers with the acquisition of the aircraft and engine and disallowance of certain expenses / adjustments (Refer Note 31)	7,396.76	3,434.08	AY 2016-17	CIT(A)
Income Tax Act	Revision to the taxable income on account of Tax treatment of certain incentives received by the company from manufacturers with the acquisition of the aircraft and engine and disallowance of certain expenses / adjustments (Refer Note 31)	9,270.31	391.92	AY 2017-18	CIT(A)
Income Tax Act	Revision to the taxable income on account of Tax treatment of certain incentives received by the company from manufacturers with the acquisition of the aircraft and engine, disallowance of certain expenses and (Refer Note 31)	2,297.53	-	AY 2018-19	CIT(A)
Income Tax Act	Revision to the taxable income on account of Tax treatment of certain incentives received by the company from manufacturers with the acquisition of the aircraft and engine, disallowance of certain expenses and (Refer Note 31)	11,966	98.89	AY 2020-21	CIT(A)
Income Tax Act	Tax deducted at source	22.78	11.41	AY 2012-13	CIT(A)

Name of the statute	Nature of dues	Amount (Rs. in million)	Amount paid under protest (Rs. in million)	Period to which the amount relates	Forum at which the dispute is pending
Income Tax Act	Tax deducted at source	13.90	2.18	FY 2007-08, FY 2008-09, FY 2013-14, FY 2014-15	AO, ITAT
Income Tax Act	Tax deducted at source	115.74	-	FY 2013-14	CIT(A)
Finance Act, 1994 (Service Tax)	Service tax on food and beverages sold in aircraft to on-board passengers	344.93	18.26	FY 2013-14 to FY 2017-18 (till June 30, 2017)	CESTAT
Finance Act, 1994 (Service Tax)	Service tax on passenger ticket cancellation and refund processing charges	2,238.89	97.94	FY 2012-13 to FY 2017-18 (till June 30, 2017)	CESTAT
Finance Act, 1994 (Service Tax)	Cenvat credit availment on input services used for providing cargo service and credit availed on the basis of ineligible invoices	204.56	7.67	FY 2008-09 to FY 2011-12	CESTAT
Finance Act, 1994 (Service Tax)	Service Tax on incentives received from engine manufacturer and other equipment suppliers	4,710.95	100	FY 2014-15 (from October 2014) to FY 2017-18 (till June 30, 2017)	CESTAT
The Customs Act	IGST (under customs) on import of certain aircraft parts and engine stand	358.53	5.85	FY 2017-18 to FY 2021-22	CESTAT and Commissioner of Custom (Appeals)
The Customs Act	Customs duty and penalty on import of aircraft engines	481.20	-	FY 2011-12 to FY 2012-13	Supreme Court
The Customs Act	Customs Duty and Penalty demanded on netting off benefit and notional freight charges added to value of ATF	59.08	2.10	FY 2018-19 to FY 2020-21 (till December 2020)	CESTAT and Commissioner of Customs (Appeals)
The Customs Act	Demand for Cost Recovery Charges for transshipment	4.00	4.00	FY 2018-19 to 2021-22	CESTAT and Commissioner of Customs (Appeals)
The Customs Act	Penalty for non-filing/incorrect filing of EGM	0.14	0.01	FY 2009-10 to 2020-21	Commissioner of Customs (Appeals)
Central Sales Tax Act, 1956 and Maharashtra Value Added Tax, 2003	CST on sale of goods in an international flight	7.85	0.95	FY 2012-13	Joint Commissioner (Appeals)
Maharashtra Value Added Tax, 2003	Tax on flight sales on international flights and denial of Input Tax Credit	20.22	4.30	FY 2012-13, FY 2013-14, FY 2015-16, FY 2016-17, FY 2017-18	Joint Commissioner (Appeals)
Mumbai Municipal Corporations Act, 1888	Octroi on import/inward movement of aircraft engine and engines stand into city of Mumbai for installation	74.39	74.39	FY 2016-17	High Court

Name of the statute	Nature of dues	Amount (Rs. in million)	Amount paid under protest (Rs. in million)	Period to which the amount relates	Forum at which the dispute is pending
Rajasthan Value Added Tax, 2003	Demand raised by AC of Commercial Taxes on account of mismatch in turnover and denial of Input Tax Credit	0.13	-	FY 2015-16	Assistant Commissioner of Commercial Taxes, Jaipur
Karnataka Value Added tax, 2003	Demand raised by DC on differential tax of 9% on the goods sold @ 5.5% and denied refund.	4.75	3.74	FY 2015-16	Karnataka Appellate Tribunal
Central Sales Tax Act, 1956 and Karnataka Vat Rules, 2005	Central Sales Tax on sale of goods in international flights in state of Karnataka	1.80	1.80	FY 2015-16	Karnataka Appellate Tribunal
Central Sales Tax Act, 1956 and Karnataka Vat Rules, 2005	Central Sales Tax on sale of goods in international flights in state of Karnataka	1.23	1.23	FY 2016-17	Karnataka Appellate Tribunal
Customs Tariff Act, 1975 and The Integrated Goods and Services Tax, 2017	Integrated Goods and Services Tax on re-import of aircraft, engines and certain aircraft parts after repair	12,638.46	12,638.46	FY 2017-18 to FY 2022-23	Supreme Court, CESTAT and Commissioner of Customs (Appeals), ND/ Bengaluru / Hyderabad/ Chennai
Maharashtra GST Act, 2017	Demand of ITC due to non-deposit of tax by the Supplier	3.06	-	FY 2019-20	Joint Commissioner (Appeals)
Andhra Pradesh Goods and Services Tax Act, 2017	Central and State Goods and Service Tax on various matters	39.04	3.90	July 2017 to March 2019	Joint Commissioner (Appeals)
Delhi Value Added Tax Act, 2004	Denial of input tax credit on account of mismatch in sale reported by Suppliers	1.01	-	April 2012 to March 2013	Special Commissioner (Appeals)
The Customs Act	Penalty on incorrect IGST notification applied at the time of import	0.06	-	FY 2017-18	Commissioner of Customs (Appeals)

(viii) The Company has not surrendered or disclosed any transaction, previously unrecorded in the books of account, in the tax assessments under the Income Tax Act, 1961 as income during the year. Accordingly, the requirement to report on clause 3(viii) of the Order is not applicable to the Company.

- (ix) (a) The Company has not defaulted in repayment of loans or other borrowings or in the payment of interest thereon to any lender.
- (b) The Company has not been declared wilful defaulter by any bank or financial institution or government or any government authority.
- (c) Term loans were applied for the purpose for which the loans were obtained.
- (d) On an overall examination of the financial statements of the Company, no funds raised on short-term basis have been used for long-term purposes by the Company.
- (e) On an overall examination of the financial statements of the Company, the Company has not taken any funds from any entity or person on account of or to meet the obligations of its subsidiary.
- (f) The Company has not raised loans during the year on the pledge of securities held in its subsidiary. Hence, the requirement to report on clause 3(ix)(f) of the Order is not applicable to the Company.
- (x) (a) The Company has not raised any money during the year by way of initial public offer / further public offer (including debt instruments) hence, the requirement to report on clause 3(x)(a) of the Order is not applicable to the Company.



- (b) The Company has not made any preferential allotment or private placement of shares /fully or partially or optionally convertible debentures during the year under audit and hence, the requirement to report on clause 3(x)(b) of the Order is not applicable to the Company.
- (xi) (a) No material fraud by the Company or no material fraud on the Company has been noticed or reported during the year.
- (b) During the year, no report under sub-section (12) of section 143 of the Companies Act, 2013 has been filed by cost auditor/secretarial auditor or by us in Form ADT - 4 as prescribed under Rule 13 of Companies (Audit and Auditors) Rules, 2014 with the Central Government.
- (c) We have taken into consideration the whistle blower complaints received by the Company during the year while determining the nature, timing and extent of audit procedures.
- (xii) The Company is not a Nidhi Company as per the provisions of the Companies Act, 2013. Therefore, the requirement to report on clause 3(xii) (a), (b) and (c) of the Order is not applicable to the Company.
- (xiii) According to the information and explanations given by the management, transactions with the related parties are in compliance with section 177 and 188 of Companies Act, 2013 where applicable and the details have been disclosed in the notes to the financial statements, as required by the applicable accounting standards.
- (xiv) (a) The Company has an internal audit system commensurate with the size and nature of its business.
- (b) The internal audit reports of the Company issued till the date of the audit report, for the period under audit have been considered by us.
- (xv) The Company has not entered into any non-cash transactions with its directors or persons connected with its directors and hence requirement to report on clause 3(xv) of the Order is not applicable to the Company.
- (xvi) (a) The provisions of section 45-IA of the Reserve Bank of India Act, 1934 (2 of 1934) are not applicable to the Company. Accordingly, the requirement to report on clause (xvi)(a) of the Order is not applicable to the Company.
- (b) The Company has not conducted any Non-Banking Financial or Housing Finance activities without obtaining a valid Certificate of Registration (CoR) from the Reserve Bank of India as per the Reserve Bank of India Act, 1934.
- (c) The Company is not a Core Investment Company as defined in the regulations made by Reserve Bank of India. Accordingly, the requirement to report on clause 3(xvi)(c) of the Order is not applicable to the Company.
- (d) There is no Core Investment Company as a part of the Group, hence, the requirement to report on clause 3(xvi)(d) of the Order is not applicable to the Company.
- (xvii) The Company has not incurred cash losses in the current financial year. In the immediately preceding financial year, the Company had incurred cash losses amounting to Rs. 2,991 million.
- (xviii) There has been no resignation of the statutory auditors during the year and accordingly requirement to report on Clause 3(xviii) of the Order is not applicable to the Company.
- (xix) On the basis of the financial ratios disclosed in note 43 to the financial statements, ageing and expected dates of realization of financial assets and payment of financial liabilities, other information accompanying the financial statements, our knowledge of the Board of Directors and management plans and based on our examination of the evidence supporting the assumptions read together with emphasis in matter of our report of even date, nothing has come to our attention, which causes us to believe that any material uncertainty exists as on the date of the audit report that Company is not capable of meeting its liabilities existing at the date of balance sheet as and when they fall due within a period of one year from the balance sheet date. We, however, state that this is not an assurance as to the future viability of the Company. We further state that our reporting is based on the facts up to the date of the audit report and we neither give any guarantee nor any assurance that all liabilities falling due within a period of one year from the balance sheet date, will get discharged by the Company as and when they fall due.

- (xx) (a) In respect of other than ongoing projects, there are no unspent amounts that are required to be transferred to a fund specified in Schedule VII of the Companies Act (the Act), in compliance with second proviso to sub section 5 of section 135 of the Act. This matter has been disclosed in note 37 to the financial statements.
- (b) There are no unspent amounts in respect of ongoing projects, that are required to be transferred to a special account in compliance of provision of sub section (6) of section 135 of Companies Act. This matter has been disclosed in note 37 to the financial statements.

For S.R. Batliboi & Co. LLP

Chartered Accountants

ICAI Firm Registration Number: 301003E/€300005

per Sanjay Vij

Partner

Membership Number: 095169

UDIN: 23095169BGXZZD4832

Place of Signature: Gurugram

Date: May 18, 2023



Independent Auditor's Report (Contd..)

Annexure 2 referred in Paragraph 2(F) under the heading "Report on Other Legal and Regulatory Requirements" of our Report on the Standalone Financial Statements of InterGlobe Aviation Limited

Report on the Internal Financial Controls under Clause (i) of Sub-section 3 of Section 143 of the Companies Act, 2013 ("the Act")

We have audited the internal financial controls with reference to standalone financial statements of InterGlobe Aviation Limited ("the Company") as of March 31, 2023 in conjunction with our audit of the standalone financial statements of the Company for the year ended on that date.

Management's Responsibility for Internal Financial Controls

The Company's Management is responsible for establishing and maintaining internal financial controls based on the internal control over financial reporting criteria established by the Company considering the essential components of internal control stated in the Guidance Note on Audit of Internal Financial Controls over Financial Reporting issued by the Institute of Chartered Accountants of India. These responsibilities include the design, implementation and maintenance of adequate internal financial controls that were operating effectively for ensuring the orderly and efficient conduct of its business, including adherence to the Company's policies, the safeguarding of its assets, the prevention and detection of frauds and errors, the accuracy and completeness of the accounting records, and the timely preparation of reliable financial information, as required under the Companies Act, 2013.

Auditor's Responsibility

Our responsibility is to express an opinion on the Company's internal financial controls over financial reporting with reference to standalone financial statements based on our audit. We conducted our audit in accordance with the Guidance Note on Audit of Internal Financial Controls Over Financial Reporting (the "Guidance Note") and the Standards on Auditing as specified under section 143(10) of the Companies Act, 2013, to the extent applicable to an audit of internal financial controls and, both issued by the Institute of Chartered Accountants of India. Those Standards and the Guidance Note require that we comply with ethical requirements and plan and perform the audit to obtain reasonable assurance about whether adequate internal financial controls over financial reporting with reference to these financial statements was established and maintained and if such controls operated effectively in all material respects.

Our audit involves performing procedures to obtain audit evidence about the adequacy of the internal financial controls system over financial reporting and their operating effectiveness. Our audit of internal financial controls with reference to standalone financial statements included obtaining an understanding of internal financial controls with reference to these standalone financial statements, assessing the risk that a material weakness exists, and testing and evaluating the design and operating effectiveness of internal control based on the assessed risk. The procedures selected depend on the auditor's judgement, including the assessment of the risks of material misstatement of the financial statements, whether due to fraud or error.

We believe that the audit evidence we have obtained is sufficient and appropriate to provide a basis for our audit opinion on the Company's internal financial controls with reference to these standalone financial statements.

Meaning of Internal Financial Controls With Reference to these Financial Statements

A Company's internal financial controls with reference to standalone financial statements is a process designed to provide reasonable assurance regarding the reliability of financial reporting and the preparation of financial statements for external purposes in accordance with generally accepted accounting principles. A Company's internal financial controls with reference to standalone financial statements includes those policies and procedures that (1) pertain to the maintenance of records that, in reasonable detail, accurately and fairly reflect the transactions and dispositions of the assets of the Company; (2) provide reasonable assurance that transactions are recorded as necessary to permit preparation of financial statements in accordance with generally accepted accounting principles, and that receipts and expenditures of the Company are being made only in accordance with authorisations of management and directors of the Company; and (3) provide reasonable assurance regarding prevention or timely detection of unauthorised acquisition, use, or disposition of the Company's assets that could have a material effect on the financial statements.

Inherent Limitations of Internal Financial Controls With Reference to these Financial Statements

Because of the inherent limitations of internal financial controls with reference to standalone financial statements, including the possibility of collusion or improper management override of controls, material misstatements due to error or fraud may occur and not be detected. Also, projections of any evaluation of the internal financial controls with reference to these standalone financial statements to future periods are subject to the risk that the internal financial control with reference to these financial statements may become inadequate because of changes in conditions, or that the degree of compliance with the policies or procedures may deteriorate.

Opinion

In our opinion, the Company has, in all material respects, adequate internal financial controls with reference to standalone financial statements and such internal financial controls with reference to standalone financial statements were operating effectively as at March 31, 2023, based on the internal control over financial reporting criteria established by the Company considering the essential components of internal control stated in the Guidance Note issued by the ICAI.

For S.R. Batliboi & Co. LLP

Chartered Accountants

ICAI Firm Registration Number: 301003E/€300005

per Sanjay Vij

Partner

Membership Number: 095169

UDIN: 23095169BGXZZD4832

Place of Signature: Gurugram

Date: May 18, 2023



Standalone Balance Sheet

as at March 31, 2023

(Rupees in millions, except for share data and if otherwise stated)

Particulars	Note	As at March 31, 2023	As at March 31, 2022
I. ASSETS			
Non-current assets			
a. Property, plant and equipment	3	11,028.03	8,225.20
b. Right of use assets	4	265,364.95	204,381.48
c. Capital work-in-progress	7	-	1,193.18
d. Intangible assets	5	106.73	214.01
e. Intangible assets under development	6	207.65	59.87
f. Financial assets			
(i) Investments	8	1.78	1.22
(ii) Other financial assets	9	24,466.11	20,892.46
g. Deferred tax assets (net)	21.d	2,949.44	2,949.44
h. Income tax assets (net)	21.c	10,862.88	6,946.33
i. Other non-current assets	10	14,725.80	12,266.99
Total non-current assets		329,713.37	257,130.18
Current assets			
a. Inventories	11	5,910.67	4,080.63
b. Financial assets			
(i) Investments	8	115,141.70	80,324.92
(ii) Trade receivables	12	5,199.04	3,329.23
(iii) Cash and cash equivalents	13	12,438.56	10,117.10
(iv) Bank balances other than cash and cash equivalents, above	14	105,667.16	91,048.12
(v) Other financial assets	9	10,395.64	3,281.10
c. Other current assets	10	5,960.70	9,289.78
Total current assets		260,713.47	201,470.88
TOTAL ASSETS		590,426.84	458,601.06
II. EQUITY AND LIABILITIES			
EQUITY			
a. Equity share capital	15	3,855.47	3,852.55
b. Other equity	16	(66,886.84)	(64,205.47)
Total equity		(63,031.37)	(60,352.92)
LIABILITIES			
Non-current liabilities			
a. Financial liabilities			
(i) Borrowings	17.a	-	4,161.71
(i.a) Lease liabilities	17.b	322,246.09	250,586.59
(ii) Other financial liabilities	17.c	78,811.10	33,093.00
b. Provisions	18	13,032.41	5,662.38
c. Other non-current liabilities	20	451.97	342.79
d. Deferred incentives		778.19	1,254.23
Total non-current liabilities		415,319.76	295,100.70
Current liabilities			
a. Financial liabilities			
(i) Borrowings	17.a	22,523.37	34,805.65
(i.a) Lease liabilities	17.b	103,772.67	79,224.42
(ii) Trade payables	19		
- total outstanding dues of micro enterprises and small enterprises		198.14	96.93
- total outstanding dues of creditors other than micro enterprises and small enterprises		31,931.66	31,422.17
(iii) Other financial liabilities	17.c	25,901.59	36,928.59
b. Provisions	18	2,875.66	7,583.88
c. Current tax liabilities (net)	21.c	30.76	30.76
d. Other current liabilities	20	50,428.56	33,284.84
e. Deferred incentives		476.04	476.04
Total current liabilities		238,138.45	223,853.28
TOTAL EQUITY AND LIABILITIES		590,426.84	458,601.06

The accompanying notes form an integral part of the standalone financial statements

As per our report of even date attached

For S.R. Batliboi & Co LLP
Chartered Accountants
ICAI Firm Registration No.: 301003E/€300005

per Sanjay Vij
Partner
Membership No. 095169

For and on behalf of the Board of Directors of
InterGlobe Aviation Limited

Venkataramani Sumantran
Chairman
DIN: 02153989

Petrus Johannes Theodorus Elbers
Chief Executive Officer

Anil Parashar
Director
DIN: 00055377

Gaurav M. Negi
Chief Financial Officer

Sanjay Gupta
Company Secretary and
Chief Compliance Officer

Place: Gurgaon
Date: May 18, 2023

Place: Gurgaon
Date: May 18, 2023

Standalone Statement of Profit and Loss

for the year ended March 31, 2023

(Rupees in millions, except for share data and if otherwise stated)

Particulars	Note	For the year ended March 31, 2023	For the year ended March 31, 2022
Income			
Revenue from operations	22	544,464.53	259,309.27
Other income	23	14,314.35	7,245.42
Total income		558,778.88	266,554.69
Expenses			
Aircraft fuel expenses		236,460.17	96,952.36
Aircraft and engine rentals		3,258.40	3,116.84
Supplementary rentals and aircraft repair and maintenance (net)		80,449.60	60,897.84
Airport fees and charges		36,468.00	22,868.37
Purchase of stock-in-trade (In-flight)		2,872.44	1,181.42
Changes in inventories of stock-in-trade	24	(12.44)	(16.77)
Employee costs	25	43,246.56	31,516.78
Finance costs	26	31,317.31	23,580.15
Depreciation and amortisation expense	27	51,012.37	50,678.47
Foreign exchange loss (net)		29,597.73	9,408.38
Other expenses	28	47,275.90	28,081.10
Total expenses		561,946.04	328,264.94
Loss before tax		(3,167.16)	(61,710.25)
Tax expense	21.a		
Current tax		-	-
Deferred tax charge / (credit)		-	-
Total tax expense / (credit)		-	-
Loss for the year		(3,167.16)	(61,710.25)
Other comprehensive income			
Items that will not be reclassified to profit or loss	16.b		
- Remeasurements of defined benefit plans		97.24	29.65
- Income tax relating to above mentioned item		-	-
Items that will be reclassified to profit or loss			
- Debt instruments through other comprehensive income		(4.64)	-
- Income tax relating to above mentioned item		-	-
Other comprehensive income / (loss) for the year, net of tax		92.60	29.65
Total comprehensive income / (loss) for the year		(3,074.56)	(61,680.60)
Earnings per equity share of face value of Rs. 10 each (previous year Rs. 10 each)	36		
Basic (Rs.)		(8.22)	(160.25)
Diluted (Rs.)		(8.22)	(160.25)

The accompanying notes form an integral part of the standalone financial statements

As per our report of even date attached

For S.R. Batliboi & Co LLP

Chartered Accountants

ICAI Firm Registration No.: 301003E/€300005

For and on behalf of the Board of Directors of

InterGlobe Aviation Limited

per Sanjay Vij

Partner

Membership No. 095169

Venkataramani Sumantran

Chairman

DIN: 02153989

Petrus Johannes Theodorus Elbers

Chief Executive Officer

Anil Parashar

Director

DIN: 00055377

Gaurav M. Negi

Chief Financial Officer

Sanjay Gupta

Company Secretary and
Chief Compliance Officer

Place: Gurgaon

Date: May 18, 2023

Place: Gurgaon

Date: May 18, 2023



Standalone Cash Flow Statement

for the year ended March 31, 2023

(Rupees in millions, except for share data and if otherwise stated)

Particulars	For the year ended March 31, 2023	For the year ended March 31, 2022
A. Cash flows from operating activities		
Loss before tax	(3,167.16)	(61,710.25)
Adjustments for:		
Depreciation and amortisation expense	51,012.37	50,678.47
Interest on lease liabilities	26,339.65	19,518.40
Unrealised foreign exchange loss (net)	30,035.37	7,886.01
Interest accretion on provisions and other financial liabilities measured at amortised cost	4,292.89	3,321.21
Mark to market gain on current investments at fair value	(4,050.52)	(1,875.56)
Interest income from bank deposits	(2,695.53)	(675.25)
Non cash incentives, claims and credits	(476.04)	(476.04)
Net gain on sale of current investments	(517.69)	(448.76)
Interest income from financial assets at amortised cost	(1,957.78)	(1,344.13)
Employee stock option scheme expense (included in salaries, wages and bonus)	172.45	342.04
Liabilities no longer required written back	(23.05)	(13.74)
Interest on borrowings measured at amortised cost	434.36	470.46
Property, plant and equipment written off	198.92	153.72
Profit on sale of property, plant and equipment (net)	(11.88)	(6.63)
Profit on sale and leaseback of owned assets	-	(750.96)
Bad debts written off	89.56	46.53
Impairment loss on trade receivables	67.75	0.33
Advances written off	0.23	0.21
Operating profit before working capital changes	99,743.90	15,116.06
Adjustments for:		
Increase in other financial assets and other assets	(5,074.81)	(4,659.06)
Increase in inventories	(1,830.04)	(916.45)
Increase in trade payables, other financial liabilities, other liabilities and provisions	40,154.01	14,229.33
Increase in trade receivables	(2,045.11)	(1,193.51)
Cash generated from operating activities	130,947.95	22,576.37
Income tax paid	(3,916.55)	(1,935.36)
Net cash generated from operating activities	127,031.40	20,641.01
B. Cash flows from investing activities		
Purchase of mutual funds / shares (Refer to Note 8)	(290,845.01)	(201,120.36)
Proceeds from sale of mutual funds / shares / fixed rate non-convertible debentures (Refer to Note 8)	260,591.80	196,019.52
Investment in deposits (Refer to Note 9 and 14)	(172,601.41)	(177,938.44)
Proceeds from maturity of deposits (Refer to Note 9 and 14)	159,316.71	194,766.58
Interest received	1,568.31	915.50
Proceeds from sale and leaseback of owned assets (net)	6,740.71	6,006.43
Purchase of property, plant and equipment and intangible assets (including capital advances)	(5,366.84)	(3,456.74)
Proceeds from sale of property, plant and equipment	43.90	66.65
Net cash (used in) / generated from investing activities	(40,551.83)	15,259.14
C. Cash flows from financing activities		
Repayment of lease liabilities (net of incentives)	(41,137.71)	(24,893.18)
Interest charges paid on lease liabilities	(26,339.65)	(19,518.40)
Proceeds from secured loans (Refer to Note 3 below)	98,332.44	152,358.54
Repayment of secured loans (Refer to Note 3 below)	(115,058.77)	(138,645.22)
Interest paid on secured loans	(344.57)	(456.71)
Securities premium received on account of issue of shares	220.74	273.10
Proceeds from issue of shares on exercise of stock options	2.92	3.45
Net cash used in financing activities	(84,324.60)	(30,878.43)
Net increase in cash and cash equivalents during the year (A+B+C)	2,154.97	5,021.73

Standalone Cash Flow Statement

for the year ended March 31, 2023

(Rupees in millions, except for share data and if otherwise stated)

Particulars	For the year ended March 31, 2023	For the year ended March 31, 2022
Effect of exchange rate changes on cash and cash equivalents held in foreign currency	166.49	12.57
D. Cash and cash equivalents at the beginning of the year		
Cash on hand	9.95	6.46
Balances with banks:		
- On current accounts	3,599.70	1,347.45
- On deposit accounts (with original maturity of three months or less)	6,507.45	3,728.89
	10,117.10	5,082.80
E. Cash and cash equivalents as at the end of the year		
Cash on hand	8.07	9.95
Balances with banks:		
- On current accounts	6,272.02	3,599.70
- On deposit accounts (with original maturity of three months or less)	6,158.47	6,507.45
	12,438.56	10,117.10

Notes:

- The Standalone Cash Flow Statement has been prepared in accordance with 'Indirect method' as set out in Ind AS - 7 - 'Statement of Cash Flows', as notified under Section 133 of the Companies Act, 2013.
- Cash and cash equivalents includes Rs. 3,255.89 (previous year Rs. 5,876.13) held in foreign currency which can be repatriated back by the Company subject to procedural compliances in local jurisdictions.
- Changes in liabilities arising from financing activities

Particulars	For the year ended March 31, 2023	For the year ended March 31, 2022
Opening balance of secured loans	38,967.36	25,056.23
Cash flows		
Repayment of secured loans	(115,058.77)	(138,645.22)
Proceeds from secured loans	98,332.44	152,358.54
Non-cash changes		
Foreign currency exchange fluctuations	282.34	197.81
Closing balance of secured loans	22,523.37	38,967.36

The accompanying notes form an integral part of the standalone financial statements

As per our report of even date attached

For S.R. Batliboi & Co LLP
Chartered Accountants
ICAI Firm Registration No.: 301003E/300005

For and on behalf of the Board of Directors of
InterGlobe Aviation Limited

per Sanjay Vij
Partner
Membership No. 095169

Venkataramani Sumantran
Chairman
DIN: 02153989

Anil Parashar
Director
DIN: 00055377

Petrus Johannes Theodorus Elbers
Chief Executive Officer

Gaurav M. Negi
Chief Financial Officer

Sanjay Gupta
Company Secretary and
Chief Compliance Officer

Place: Gurgaon
Date: May 18, 2023

Place: Gurgaon
Date: May 18, 2023



Standalone Statement of Changes in Equity

for the year ended March 31, 2023

(Rupees in millions, except for share data and if otherwise stated)

a. Equity share capital

Particulars	Note	For the year ended March 31, 2023		For the year ended March 31, 2022	
		Number of shares	Amount	Number of shares	Amount
Balance at the beginning of the year		385,254,729	3,852.55	384,910,000	3,849.10
Changes in equity share capital during the year:					
Issued during the year pursuant to exercise of employee stock options	38	292,370	2.92	344,729	3.45
Balance at the end of the year		385,547,099	3,855.47	385,254,729	3,852.55

b. Other equity

Particulars	Note	Equity component of compound financial instruments*	Reserves and surplus				Other comprehensive income - Debt instruments through other comprehensive income	Total
			Employee stock options outstanding account	Securities premium	General reserve	Retained earnings		
Balance as at April 1, 2022		58.79	485.58	38,817.01	389.07	(103,955.92)	-	(64,205.47)
Changes in other equity during the year ended March 31, 2023:								
Loss for the year		-	-	-	-	(3,167.16)	-	(3,167.16)
Other comprehensive income / (loss) for the year**	16.b.(iv) and (v)	-	-	-	-	97.24	(4.64)	92.60
Total comprehensive income / (loss) for the year						(3,069.92)	(4.64)	(3,074.56)
Premium received during the year on account of issue of shares on exercise of employee stock options	16.b.(ii)	-	-	220.74	-	-	-	220.74
Amount (utilised) / transfer for issue of shares on exercise of employee stock options	16.b.(ii)	-	(176.82)	176.82	-	-	-	-
Employee stock option scheme expense	38	-	172.45	-	-	-	-	172.45
Balance as at March 31, 2023		58.79	481.21	39,214.57	389.07	(107,025.84)	(4.64)	(66,886.84)

* Represents equity component of compound financial instruments (net of tax) 36,716 fully paid up 0.00% convertible preference shares of Rs.1,000 each. (Refer to Note 16.a.)

** Other comprehensive income / (loss) represents remeasurement of defined benefit plans (net of tax) and debt instruments through other comprehensive income (net of tax).

Standalone Statement of Changes in Equity

for the year ended March 31, 2023

(Rupees in millions, except for share data and if otherwise stated)

b. Other equity (Contd..)

Particulars	Note	Equity component of compound financial instruments*	Reserves and surplus				Total
			Employee stock options outstanding account	Securities premium	General reserve	Retained earnings	
Balance as at April 1, 2021		58.79	350.24	38,337.21	389.07	(42,275.32)	(3,140.01)
Changes in other equity during the year ended March 31, 2022:							
Loss for the year		-	-	-	-	(61,710.25)	(61,710.25)
Other comprehensive income / (loss) for the year**	16.b.(iv)	-	-	-	-	29.65	29.65
Total comprehensive income / (loss) for the year						(61,680.60)	(61,680.60)
Premium received during the year on account of issue of shares on exercise of employee stock options	16.b.(ii)	-	-	273.10	-	-	273.10
Amount (utilised) / transfer for issue of shares on exercise of employee stock options	16.b.(ii)	-	(206.70)	206.70	-	-	-
Employee stock option scheme expense	38	-	342.04	-	-	-	342.04
Balance as at March 31, 2022		58.79	485.58	38,817.01	389.07	(103,955.92)	(64,205.47)

* Represents equity component of compound financial instruments (net of tax) 36,716 fully paid up 0.00% convertible preference shares of Rs.1,000 each. (Refer to Note 16.a.)

** Other comprehensive income / (loss) represents remeasurement of defined benefit plans (net of tax).

The accompanying notes form an integral part of the standalone financial statements

As per our report of even date attached

For S.R. Batliboi & Co LLP

Chartered Accountants

ICAI Firm Registration No.: 301003E/E300005

per Sanjay Vij

Partner

Membership No. 095169

For and on behalf of the Board of Directors of

InterGlobe Aviation Limited

Venkataramani Sumantran

Chairman

DIN: 02153989

Petrus Johannes Theodorus Elbers

Chief Executive Officer

Anil Parashar

Director

DIN: 00055377

Gaurav M. Negi

Chief Financial Officer

Sanjay Gupta

Company Secretary and
Chief Compliance Officer

Place: Gurgaon

Date: May 18, 2023

Place: Gurgaon

Date: May 18, 2023



Notes forming part of the Standalone Financial Statements for the year ended March 31, 2023

(Rupees in millions, except for share data and if otherwise stated)

1. Company Information / Overview

InterGlobe Aviation Limited (the "Company") is a public limited company domiciled in India. The Company was incorporated on January 13, 2004 as a private limited company in India under the provisions of the Companies Act applicable in India. Subsequently, the Company changed its legal status from a private company to a public company on August 11, 2006. The Company's registered office is at Upper Ground Floor, Thapar House, Gate No. 2, Western Wing, 124 Janpath, New Delhi - 110 001, India. The shares were listed on National Stock Exchange of India Limited (NSE) and BSE Limited (BSE) on November 10, 2015. The Company is in the low cost carrier (LCC) segment of the airline industry in India. The principal activities of the Company comprises of air transportation which includes passenger and cargo services and providing related allied services including in-flight sales.

2.a. Basis of preparation

(i) Statement of compliance

The standalone financial statements of the Company have been prepared in accordance with Indian Accounting Standards (Ind AS) notified under the Companies (Indian Accounting Standards) Rules, 2015 (as amended from time to time) and presentation requirements of Division II of Schedule III to the Companies Act, 2013, (Ind AS compliant Schedule III), as applicable to the standalone financial statements. The standalone financial statements are prepared on accrual and going concern basis.

The standalone financial statements were authorised for issue by the Board of Directors of the Company on May 18, 2023.

(ii) Basis of measurement

The standalone financial statements have been prepared on the historical cost basis except certain financial assets and liabilities that are measured at fair value or amortised cost.

(iii) Critical accounting estimates and judgements

In preparing these standalone financial statements, management has made judgements, estimates and assumptions that affect the application of accounting policies and the reported amounts of assets, liabilities, income and expenses. Actual results may differ from these estimates.

Estimates and underlying assumptions are reviewed on an ongoing basis. Revisions to accounting estimates are recognised prospectively.

Information about significant areas of estimates and judgements in applying accounting policies that have the most significant effect on the standalone financial statements are as follows:

Note 2.(b) (xv) and 33 - measurement of defined benefit obligations: key actuarial assumptions.

Note 2.(b) (x) and (xi) - judgement required to ascertain lease classification and fair value of assets including assets held for sale.

Note 2.(b) (viii) and (ix) - measurement of useful life and residual values of property, plant and equipment and useful life of intangible assets.

Note 2.(b) (viii) - Determination of major engine and airframe overhauls and other heavy maintenance as separate components for owned aircraft, owned engines and aircraft taken on lease (previously classified as finance lease under erstwhile Ind AS) and their associated costs.

Note 2.(b) (xvi), (xxi) and 18 - estimation of provision of maintenance, redelivery and overhaul cost.

Note 2.(b) (xvi) and 31 - judgement is required to ascertain whether it is probable or not that an outflow of resources embodying economic benefits will be required to settle all disputes including taxation and legal claim.

Note 38 - judgement required to determine grant date fair value of employees stock options.

Note 2.(b) (iii), (v) and 29 - fair value measurement of financial instruments.

Note 2.(b) (xxiii) - judgement required to determine probability of recognition of deferred tax assets.

Note 2.(b) (xvii) - judgement required to determine standalone price for each performance in bundled contracts.

Note 2.(b) (xi) - judgement is required in determining the lease term of contracts with extension and termination options.

Notes forming part of the Standalone Financial Statements for the year ended March 31, 2023

(Rupees in millions, except for share data and if otherwise stated)

Note 2.(b) (xi) and (iii) - estimation of the incremental borrowing rate.

Note 2.(b) (xiv) - judgement required in impairment assessment.

There are no assumptions and estimation uncertainties that have a significant risk of resulting in a material adjustment within the next financial year.

2.b Significant accounting policies

The accounting policies set out below have been applied consistently to the periods presented in these standalone financial statements except where a newly-issued accounting standard is initially adopted or a revision to an existing accounting standard requires a change in the accounting policy.

(i) Current - non-current classification

All assets and liabilities are classified into current and non-current.

Assets

An asset is classified as current when it satisfies any of the following criteria:

- it is expected to be realised in, or is intended for sale or consumption in, the Company's normal operating cycle;
- it is held primarily for the purpose of being traded;
- it is expected to be realised within 12 months after the reporting period; or
- it is cash or cash equivalent unless it is restricted from being exchanged or used to settle a liability for at least 12 months after the reporting period.

Current assets include the current portion of non-current assets. All other assets are classified as non-current.

Liabilities

A liability is classified as current when it satisfies any of the following criteria:

- it is expected to be settled in the Company's normal operating cycle;
- it is held primarily for the purpose of being traded;
- it is due to be settled within 12 months after the reporting period; or
- the Company does not have an unconditional right to defer settlement of the liability for at least 12 months after the reporting period. Terms of a liability that could, at the option of the counterparty, result in its settlement by the issue of equity instruments do not affect its classification.

Current liabilities include the current portion of non-current liabilities. All other liabilities are classified as non-current.

Deferred tax assets and liabilities are classified as non-current assets and liabilities.

Operating cycle

The operating cycle is the time between the acquisition of assets for processing and their realisation in cash or cash equivalents. Based on the nature of operations and the time between the acquisition of assets for processing and their realisation in cash and cash equivalents, the Company has ascertained its operating cycle being a period of 12 months for the purpose of classification of assets and liabilities as current and non-current.

(ii) Foreign currency transactions and translations

Functional and presentation currency

The management has determined the currency of the primary economic environment in which the Company operates i.e., functional currency, to be Indian Rupees (Rs.). The standalone financial statements are presented in Indian Rupees, which is the Company's functional and presentation currency. All amounts have been rounded to the nearest millions upto two decimal places, unless otherwise stated.

Notes forming part of the Standalone Financial Statements for the year ended March 31, 2023

(Rupees in millions, except for share data and if otherwise stated)

Transactions and balances

Monetary and non-monetary transactions in foreign currencies are initially recorded in the functional currency of the Company at the exchange rates on the date of the transactions or at an average rate if the average rate approximates the actual rate at the date of the transaction.

Monetary foreign currency assets and liabilities remaining unsettled on reporting date are translated at the rates of exchange prevailing on reporting date. Gains / (losses) arising on account of realisation/settlement of foreign exchange transactions and on translation of monetary foreign currency assets and liabilities are recognised in the Standalone Statement of Profit and Loss. However, gains / (losses) arising on translation of certain lease liabilities which represents long-term foreign currency monetary loans taken before March 31, 2016 and used for acquisition of depreciable right of use assets, are adjusted in the cost of respective item of right of use assets. The treatment will continue till the repayment of the long-term foreign currency monetary loans.

Foreign exchange gains / (losses) arising on translation of foreign currency monetary loans are presented in the Standalone Statement of Profit and Loss on net basis. However, foreign exchange differences arising from foreign currency monetary loans to the extent regarded as an adjustment to borrowing costs are presented in the Standalone Statement of Profit and Loss, within finance costs.

(iii) Fair value measurement

Fair value is the price that would be received to sell an asset or paid to transfer a liability in an orderly transaction between market participants at the measurement date. The fair value measurement is based on the presumption that the transaction to sell the asset or transfer the liability takes place either:

- In the principal market for the asset or liability, or
- In the absence of a principal market, in the most advantageous market for the asset or liability

The principal or the most advantageous market must be accessible to / by the Company.

All assets and liabilities for which fair value is measured or disclosed in the standalone financial statements are categorised within the fair value hierarchy, described as follows, based on the lowest level input that is significant to the fair value measurement as a whole:

- Level 1 — Quoted (unadjusted) prices in active markets for identical assets or liabilities
- Level 2 — Valuation techniques for which the lowest level input that is significant to the fair value measurement is directly or indirectly observable
- Level 3 — Valuation techniques for which the lowest level input that is significant to the fair value measurement is unobservable

For assets and liabilities that are recognised in the standalone financial statements on a recurring basis, the Company determines whether transfers have occurred between levels in the hierarchy by reassessing categorisation (based on the lowest level input that is significant to the fair value measurement as a whole) at the end of each reporting period.

For the purpose of fair value disclosures, the Company has determined classes of assets and liabilities on the basis of the nature, characteristics and risks of the asset or liability and the level of the fair value hierarchy as explained above.

The Company measures financial instruments, such as, investments (other than investment in subsidiaries), at fair value at each reporting date. Also, fair value of financial instruments measured at amortised cost is disclosed in Note 29.

(iv) Investment in subsidiaries

Investment in subsidiaries is carried at cost, less any impairment in the value of investment, in these separate standalone financial statements.

(v) Financial instruments

A financial instrument is any contract that gives rise to a financial asset of one entity and a financial liability or equity instrument of another entity.

Notes forming part of the Standalone Financial Statements for the year ended March 31, 2023

(Rupees in millions, except for share data and if otherwise stated)

Financial assets

Recognition and initial measurement

All financial assets are initially recognised when the Company becomes a party to the contractual provisions of the instrument. All financial assets, except trade receivables that do not contain a significant financing component, are initially measured at fair value plus, in the case of financial assets not recorded at fair value through profit or loss, transaction costs that are attributable to the acquisition of the financial asset. Trade receivables that do not contain a significant financing component are measured at transaction price.

Classification and subsequent measurement

Classification

For the purpose of subsequent measurement, the Company classifies financial assets in following categories:

- Financial assets at amortised cost
- Financial assets at fair value through other comprehensive income (FVTOCI)
- Financial assets at fair value through profit or loss (FVTPL)

A financial asset being 'debt instrument' is measured at amortised cost if both of the following conditions are met:

- The financial asset is held within a business model whose objective is to hold assets for collecting contractual cash flows, and
- The contractual terms of the financial asset give rise on specified dates to cash flows that are Solely Payments of Principal and Interest (SPPI) on the principal amount outstanding.

A financial asset being 'debt instrument' is measured at FVTOCI if both of the following criteria are met:

- The asset is held within the business model, whose objective is achieved both by collecting contractual cash flows and selling the financial assets, and
- The contractual terms of the financial asset give rise on specified dates to cash flows that are SPPI on the principal amount outstanding.

A financial asset being equity instrument is measured at FVTPL.

All financial assets, not classified as measured at amortised cost or FVTOCI as described above, are measured at FVTPL.

Subsequent measurement

Financial assets at amortised cost

These assets are subsequently measured at amortised cost using the effective interest method. The amortised cost is reduced by impairment losses, if any. Interest income and impairment are recognised in the Standalone Statement of Profit and Loss.

Financial assets at FVTPL

These assets are subsequently measured at fair value. Net gains and losses, including any interest income, are recognised in the Standalone Statement of Profit and Loss.

Financial assets at FVTOCI

These assets are subsequently measured at fair value. Net gains and losses are recognised in other comprehensive income.

Derecognition

The Company derecognises a financial asset when the contractual rights to the cash flows from the financial asset expire, or it transfers the rights to receive the contractual cash flows in a transaction in which substantially all of the risks and rewards of ownership of the financial asset are transferred or in which the Company neither transfers nor retains substantially all of the risks and rewards of ownership and it does not retain control of the financial asset. Any gain or loss on derecognition is recognised in the Standalone Statement of Profit and Loss.

Notes forming part of the Standalone Financial Statements for the year ended March 31, 2023

(Rupees in millions, except for share data and if otherwise stated)

Impairment of financial assets (other than at fair value)

The Company recognises loss allowances using the Expected Credit Loss (ECL) model for the financial assets which are not fair valued through profit or loss. Loss allowance for trade receivables with no significant financing component is measured at an amount equal to lifetime ECL. For all other financial assets, expected credit losses are measured at an amount equal to the 12-month ECL, unless there has been a significant increase in credit risk from initial recognition, in which case those financial assets are measured at lifetime ECL. The changes (incremental or reversal) in loss allowance computed using ECL model, are recognised as an impairment gain or loss in the Standalone Statement of Profit and Loss.

Write-off

The gross carrying amount of a financial asset is written off (either partially or in full) to the extent that there is no realistic prospect of recovery. This is generally the case when the Company determines that the counterparty does not have assets or sources of income that could generate sufficient cash flows to repay the amounts subject to write-off. However, financial assets that are written off could still be subject to enforcement activities in order to comply with the Company's procedures for recovery of amounts due.

Financial liabilities

Recognition and initial measurement

All financial liabilities are initially recognised when the Company becomes a party to the contractual provisions of the instrument. All financial liabilities are initially measured at fair value minus, in the case of financial liabilities not recorded at fair value through profit or loss, transaction costs that are attributable to the liability.

Classification and subsequent measurement

Financial liabilities are classified as measured at amortised cost or FVTPL.

A financial liability is classified as FVTPL if it is classified as held-for-trading, or it is a derivative or it is designated as such on initial recognition. Financial liabilities at FVTPL are measured at fair value and net gains and losses, including any interest expense, are recognised in the Standalone Statement of Profit and Loss.

Financial liabilities other than classified as FVTPL, are subsequently measured at amortised cost using the effective interest method. Interest expense are recognised in Standalone Statement of Profit and Loss. Any gain or loss on derecognition is also recognised in the Standalone Statement of Profit and Loss.

Derecognition

The Company derecognises a financial liability when its contractual obligations are discharged or cancelled, or expired.

The Company also derecognises a financial liability when its terms are modified and the cash flows under the modified terms are substantially different. In this case, a new financial liability based on modified terms is recognised at fair value. The difference between the carrying amount of the financial liability extinguished and the new financial liability with modified terms is recognised in the Standalone Statement of Profit and Loss.

Offsetting of financial instruments

Financial assets and financial liabilities are offset and the net amount presented in the Standalone Balance Sheet when, and only when, the Company currently has a legally enforceable right to set off the amounts and it intends either to settle them on a net basis or to realise the assets and settle the liabilities simultaneously.

Compound financial instruments - convertible preference shares

Compound financial instruments issued by the Company comprises of convertible preference shares that can be converted to equity shares of the Company.

Convertible preference shares are bifurcated into liability and equity components based on the terms of the contract.

The liability component of convertible preference shares is initially recognised at the fair value of a similar liability that does not have an equity conversion option. The equity component is initially recognised at the difference between the fair value of the compound financial instrument as a whole and the fair value of the liability component. Any directly attributable transaction costs are allocated to the liability and equity components in proportion to their initial carrying amounts.

Notes forming part of the Standalone Financial Statements for the year ended March 31, 2023

(Rupees in millions, except for share data and if otherwise stated)

Subsequent to initial recognition, the liability component of a compound financial instrument is measured at amortised cost using the effective interest method. The equity component of convertible preference shares is not remeasured subsequently.

Interest related to the liability component is recognised in Standalone Statement of Profit and Loss. On conversion, the liability component is reclassified to equity and no gain or loss is recognised.

(vi) Share capital

Equity share capital

Issuance of ordinary shares are recognised as equity share capital in equity. Incremental costs directly attributable to the issuance of new equity shares are recognised as a deduction from equity, net of any tax effects.

(vii) Cash and cash equivalents

Cash and cash equivalents comprises of cash at banks and on hand, cheques on hand and short-term deposits with an original maturity of three months or less, which are subject to an insignificant risk of changes in value.

(viii) Property, plant and equipment

Recognition and measurement

Items of property, plant and equipment are measured at cost, less accumulated depreciation and accumulated impairment losses, if any.

The cost of an item of property, plant and equipment comprises: (a) its purchase price, including import duties and non-refundable purchase taxes, after deducting trade discounts and rebates; (b) any costs directly attributable to bringing the asset to the location and condition necessary for it to be capable of operating in the manner intended by management.

If significant parts of an item of property, plant and equipment have different useful lives, then they are accounted for as separate component of property, plant and equipment. The Company has recognised major inspection costs relating to engine and airframe overhauls and other heavy maintenance as separate components for owned aircraft, owned engines and leased aircraft previously classified as finance leases under erstwhile Ind AS.

The cost of improvements to aircraft taken on lease except leased aircraft which were previously classified as finance leases under erstwhile Ind AS, if recognition criteria are met, have been capitalised and disclosed separately as leasehold improvement - aircraft.

An item of property, plant and equipment and any significant part initially recognised is derecognised upon disposal or when no future economic benefits are expected from its use or disposal. Any gain or loss arising on derecognition of property, plant and equipment (calculated as the difference between the net disposal proceeds and the carrying amount of property, plant and equipment) is included in the Standalone Statement of Profit and Loss when property, plant and equipment is derecognised. The carrying amount of any component accounted as a separate component is derecognised, when replaced or when the property, plant and equipment to which the component relates gets derecognised.

Subsequent costs

Subsequent costs are included in the asset's carrying amount or recognised as separate assets, as appropriate, only when it is probable that the future economic benefits associated with expenditure will flow to the Company and the cost of the item can be measured reliably. All other repairs and maintenance are charged to Standalone Statement of Profit and Loss at the time of incurrence.

Depreciation

Depreciation is calculated on cost of items of property, plant and equipment less their estimated residual values and is charged to Standalone Statement of Profit and Loss. Depreciation on property, plant and equipment, except owned aircraft and spare engines, rotables and non-aircraft equipment, leasehold improvements and leasehold improvements - aircraft, is provided on written down value method at the rates and in the manner provided in Schedule II of the Companies Act, 2013. Depreciation on owned aircraft and spare engines, rotables and non-aircraft equipment is provided on the straight line method at the rates and in the manner prescribed in Schedule II of the Companies Act, 2013.

Notes forming part of the Standalone Financial Statements for the year ended March 31, 2023

(Rupees in millions, except for share data and if otherwise stated)

Major inspection costs relating to engine and airframe overhauls and other heavy maintenance are identified as separate components for owned aircraft, owned engines and leased aircraft previously classified as finance leases under erstwhile Ind AS and are depreciated over the expected lives between major overhauls and remaining useful life of the aircraft/engines, whichever is lower.

Depreciation on property, plant and equipment has been charged based on the following useful lives:

Asset Head	Useful life in years
Owned Aircraft and spare engines	
- Aircraft and engine components including spare engines	20
- Major inspection and overhaul costs	2 - 12
Rotables and non-aircraft equipment*	3 - 20
Furniture and fixtures	10
Computer	
- End user devices	3
- Server and networks	6
Office equipment	
- Office equipment	5
- Electrical equipment	10
Ground support equipment	15
Motor vehicles (including ground support vehicles)	8

* The life of the rotables is reassessed, the moment these are installed to the aircraft and are expected to be redelivered along with the aircraft. Accordingly, the net carrying value of rotables are depreciated in the same period in which such aircraft is redelivered.

Expenditure incurred towards leasehold improvements - aircraft is depreciated on a straight line basis over the remaining period of the lease of the aircraft or 5 years, whichever is lower.

Leasehold improvements are depreciated on a straight line basis over the period of the initial lease term or their estimated useful life, whichever is lower.

Buildings are depreciated on a straight line basis over the remaining period of the lease of land on which building is constructed or 60 years, whichever is lower.

The useful lives have been determined based on internal evaluation done by management and are in line with the estimated useful lives, to the extent prescribed by the Schedule II of the Companies Act, 2013, in order to reflect the technological obsolescence and actual usage of the asset. The residual values are not more than 5% of the original cost of the asset.

Depreciation is calculated on a pro-rata basis for assets purchased/sold during the period.

The residual values, useful lives and methods of depreciation of property, plant and equipment are reviewed by management at each reporting date and adjusted prospectively, as appropriate.

Capital work-in-progress

Property, plant and equipment not ready for use as at the reporting date are disclosed as capital work-in-progress. It is stated at cost, net of accumulated impairment loss, if any.

(ix) Intangible assets

Recognition and measurement

Intangible assets that are acquired are recognised only if it is probable that the expected future economic benefits that are attributable to the asset will flow to the Company and the cost of assets can be measured reliably. Intangible assets are recorded at cost of acquisition including incidental costs related to acquisition and installation and are carried at cost less accumulated amortisation and impairment losses, if any.

Gain or loss arising from derecognition of an intangible asset is measured as the difference between the net disposal proceeds and the carrying amount of the intangible asset and is recognised in the Standalone Statement of Profit and Loss when the asset is derecognised.

Notes forming part of the Standalone Financial Statements for the year ended March 31, 2023

(Rupees in millions, except for share data and if otherwise stated)

Subsequent costs

Subsequent costs are capitalised only when it increases the future economic benefits embodied in the specific asset to which it relates. All other expenditure on intangible assets is recognised in the Standalone Statement of Profit and Loss, as incurred.

Amortisation

Amortisation is calculated to write off the cost of intangible assets over their estimated useful lives of 3 years using the straight-line method. Amortisation is calculated on a pro-rata basis for assets purchased/ disposed during the period.

Amortisation method and useful life are reviewed at each reporting date and adjusted prospectively, if appropriate.

Intangible assets under development

Cost of intangible assets under development as at the reporting date are disclosed as intangible assets under development. It is stated at cost, net of accumulated impairment loss, if any.

(x) Assets held for sale

The Company's non-current assets are classified as assets held for sale if it is highly probable that the carrying amount of non-current assets will be recovered primarily through sale rather than through continuing use and its sale is highly probable. The sale is considered to be highly probable only when such non-current assets are available for immediate sale in their present condition and the sale is expected to be complete within a year from the date of classification. Such non-current assets are measured at lower of their carrying amount and fair value less cost to sell. If a newly acquired non-current asset meets the criteria to be classified as asset held for sale, such non-current asset being measured on initial recognition at the lower of its carrying amount had it not been so classified (for example, cost) and fair value less costs to sell. Losses on initial classification as assets held for sale and subsequent gain and losses on re-measurement are recognised in Standalone Statement of Profit and Loss. Assets and liabilities classified as held for sale are presented separately in the Standalone Balance Sheet.

(xi) Leases

The Company's lease asset classes primarily consist of leases for aircraft and engines, equipment, leasehold land and buildings. The Company assesses at the inception date whether a contract is, or contains, a lease. A contract is, or contains, a lease if the contract conveys the right to control the use of an identified asset for a period of time in exchange for consideration.

i) Lease liabilities

At the commencement date, the Company measures the lease liabilities at the present value of the lease payments that are not paid at that date. The lease liabilities include lease payments, payment of penalties for terminating the lease, if the lease term reflects the Company exercising the option to terminate, exercise price of a purchase option, if the company is reasonably certain to exercise that option, less any incentives receivable.

The lease payments are discounted using the interest rate implicit in the lease, if that rate can be readily determined. If that rate cannot be readily determined, the Company uses incremental borrowing rate (IBR). The IBR is the rate of interest that the Company would have to pay to borrow over a similar term, and with a similar security, the funds necessary to obtain an asset of a similar value to the right of use assets in a similar economic environment.

After the commencement date, the amount of lease liabilities is increased to reflect the accretion of interest and reduced by the lease payments made. In addition, the carrying amount of lease liabilities is re-measured if there is a lease modification, including modification in the lease term, lease payments or assessment of an option to purchase the underlying asset. The lease liabilities are re-measured by discounting the revised lease payments using a revised discount rate at the effective date of the modification.

ii) Right of use assets

At the commencement date, the right of use assets are measured at cost. The cost includes an amount equal to the lease liabilities plus any lease payments made before the commencement date and any initial direct costs, less any incentives received from equipment manufacturer in terms of the same lease. An estimate of costs to be incurred in respect of redelivery obligation, in accordance with the terms of the lease, is also included in the right of use assets at commencement date.

After the commencement date, the right of use assets are measured in accordance with the accounting policy for property, plant

Notes forming part of the Standalone Financial Statements for the year ended March 31, 2023

(Rupees in millions, except for share data and if otherwise stated)

and equipment i.e. right of use assets are measured at cost, less any accumulated depreciation and impairment losses, if any. Right of use assets are also correspondingly adjusted to reflect any re-measurement impact in the lease liabilities on account of lease modification. The right of use assets are also subject to impairment. Refer to the accounting policies in Note 2.(b) (xiv) Impairment of non-financial assets.

iii) Lease Term

At the commencement date, the Company determines the lease term which represents non-cancellable period of initial lease for which the asset is expected to be used, together with the periods covered by an option to extend or terminate the lease, if the Company is reasonably certain at the commencement date to exercise the extension or termination option.

iv) Other Leases

Lease payments associated with any other leases which falls outside the purview of Ind AS 116, short term leases and leases for which the underlying asset is of low value are charged to Standalone Statement of Profit and Loss on straight line basis over the lease term or another systematic basis which is more representative of the pattern of use of underlying asset.

v) Sale and leaseback transactions

The right of use arising from leaseback is measured at the proportion of previous carrying amount of the asset that relates to right of use retained by the Company. Where sale proceeds (net of maintenance obligation, if any) received are judged to reflect the asset's fair value, any gain or loss arising on disposal is recognised in the Standalone Statement of Profit and Loss, to the extent that it relates to the rights that have been transferred. Gains and losses that relate to the rights that have been retained are included in the carrying amount of the right of use assets recognised at commencement of the lease. Where sale proceeds (net of maintenance obligation, if any) received are not at the asset's fair value, any below market terms are recognised as a prepayment of lease payments, and above market terms are recognised as additional financing provided by the lessor.

vi) Depreciation

Depreciation on assets held as right of use assets is charged to Standalone Statement of Profit and Loss on a straight line basis from the commencement date to the earlier of the end of the useful life of the right of use assets or the end of the lease term, except for leased aircraft previously classified as finance leases under erstwhile Ind AS where depreciation is charged on useful life of right of use assets.

Depreciation on right of use assets has been charged based on the following period:

Asset Head	Useful life in years
Aircraft and engines	
- Aircraft and engines components including spare engines	1-12
- Leased aircraft previously classified as finance lease under erstwhile Ind AS	20
- Major inspection and overhaul costs (Refer to Note 2.(b) (xxi))	2-12
Equipment	8
Leasehold land	15-20
Buildings	1-18

(xii) Incentive - non-refundable

Cash incentives

The Company receives non-refundable incentives in connection with the acquisition of aircraft and engines. In case of owned aircraft and engines, incentives are recorded as a reduction to the cost of related aircraft and engines. In case of aircraft and engines held under leases, the incentives are recorded as reduction to the carrying amount of right of use assets at the commencement of lease of the respective aircraft and engine.

The Company also receives non-refundable milestone incentives from the engine manufacturer on achievement of certain milestones relating to acquisition and delivery of aircraft. These milestone incentives are recorded as reduction to the carrying value of aircraft and engines in case of owned aircraft and engines. In case of aircraft and engines held under leases, the incentives are recorded as reduction to the carrying amount of right to use assets at the commencement of lease of the respective aircraft and engine.

Notes forming part of the Standalone Financial Statements for the year ended March 31, 2023

(Rupees in millions, except for share data and if otherwise stated)

Where the aircraft is held under finance lease as per erstwhile Ind AS, the milestone incentives are deferred and recognised under the head 'Other operating revenue' in the Standalone Statement of Profit and Loss, on a straight line basis over the remaining initial lease period of the respective aircraft for which the aircraft is expected to be used. In case of prepayment of finance lease obligations for aircraft taken on finance lease and consequently taking the ownership of the aircraft, before the expiry of the lease term, the unamortised balance of such deferred incentive is recorded as a reduction to the carrying value of the aircraft.

Non-cash incentives

Non-cash incentives are recorded as and when due to the Company by setting up a deferred asset and a corresponding deferred incentive. These incentives are recorded as a reduction to the cost of related aircraft and engines in case of owned aircraft. In case of aircraft and engines held under leases, the incentives are recorded as reduction to the carrying amount of right of use assets at the commencement of lease of the respective aircraft and engine.

The deferred asset explained above is reduced on the basis of utilisation of incentives against liability towards purchase of goods and services.

(xiii) Inventories

Inventories primarily includes stores and spares and loose tools (other than those which meet the criteria of property, plant and equipment) and in-flight inventories. Inventories are valued at lower of cost or Net Realisable Value ('NRV'). Cost of inventories comprise all costs of purchase after deducting non refundable rebates and discounts and all other costs incurred in bringing the inventories to their present location and condition. Cost are assigned to individual items of inventory on the weighted average cost basis. NRV for in-flight inventory is the estimated selling price of goods sold less the estimated cost necessary to make the sale. NRV for stores and spares and loose tools used in rendering of services are not written down below cost except in cases where the price of such materials have declined and it is estimated that the cost of rendering of services will exceed their selling price. Where necessary, due allowance is made for all damaged, obsolete and slow moving items. The comparison of cost and net realisable value is made on an item by item basis at each reporting date.

(xiv) Impairment - non-financial assets

At each reporting date, the Company reviews the carrying amounts of its non-financial assets to determine whether there is any indication of impairment. If any such indication of impairment exists, then the asset's recoverable amount is estimated. For impairment testing, assets are grouped together into the smallest group of assets that generates cash inflows from continuing use that are largely independent of the cash inflows of other assets or cash generating units (CGUs).

The recoverable amount of an asset or CGU is the greater of its value in use and its fair value less costs to sell. Value in use is based on the estimated future cash flows, discounted to their present value using a discount rate that reflects current market assessments of the time value of money and the risks specific to the asset or CGU. An impairment loss is recognised if the carrying amount of an asset or CGU exceeds its estimated recoverable amount. Impairment losses are recognised in the Standalone Statement of Profit and Loss.

An impairment loss is reversed if there has been a change in the estimates used to determine the recoverable amount. Such a reversal is made only to the extent that the asset's carrying amount does not exceed the carrying amount that would have been determined, net of depreciation or amortisation, if no impairment loss had been recognised.

(xv) Employee benefits

Short-term employee benefits

Employee benefit liabilities such as salaries, wages and bonus, etc. that are expected to be settled wholly within twelve months after the end of the reporting period in which the employees render the related service are recognised in respect of employees' services up to the end of the reporting period and are measured at an undiscounted amount expected to be paid when the liabilities are settled.

Post-employment benefit plans

Defined contribution plans

The Company pays provident fund contributions to the appropriate government authorities. The Company has no further payment obligations once the contributions have been paid. The contributions are accounted for as defined contribution plans and the contributions are recognised as employee costs when an employee renders the related service.

Notes forming part of the Standalone Financial Statements for the year ended March 31, 2023

(Rupees in millions, except for share data and if otherwise stated)

Defined benefit plans

Defined benefit plans of the Company comprises gratuity.

The Company has an obligation towards gratuity, a defined benefit retirement plan covering eligible employees. The plan provides for a lump sum payment to vested employees at retirement, death while in employment or on termination of employment, of an amount based on the respective employee's salary and the tenure of employment. Vesting occurs upon completion of five years of service. The gratuity plan of the Company is unfunded.

The liability recognised in the Standalone Balance Sheet in respect of defined benefit gratuity plan is the present value of the defined benefit obligation at the end of the reporting period. The defined benefit obligation is calculated on the basis of an actuarial valuation using the projected unit credit method.

The present value of the defined benefit obligation is determined by discounting the estimated future cash outflows by reference to market yields at the end of the reporting period on government bonds that have terms approximating to the terms of the related obligation.

The net interest cost is calculated by applying the discount rate to the net balance of the defined benefit obligation. This cost and other costs are included in employee costs in the Standalone Statement of Profit and Loss.

Remeasurement gains and losses arising from experience adjustments and changes in actuarial assumptions are recognised immediately in the Standalone Balance Sheet with a corresponding debit or credit to retained earnings through OCI in the period in which they occur. Remeasurements are not reclassified to profit or loss in subsequent periods.

Changes in the present value of the defined benefit obligation resulting from settlement or curtailments are recognised immediately in Standalone Statement of Profit and Loss as past service cost.

Other long-term employee benefits

i. Compensated absences

The Company's net obligation in respect of compensated absences is the amount of benefit to be settled in future, that employees have earned in return for their service in the current and previous periods. The benefit is discounted to determine its present value. The obligation is measured on the basis of an actuarial valuation using the projected unit credit method. Remeasurements are recognised in Standalone Statement of Profit and Loss in the period in which they arise.

ii. Others

The Company's net obligation in respect of long-term employee benefits other than post-employment benefits is the amount of benefit to be settled in future, that employees have earned in return for their service in the current and previous periods. The benefit is discounted to determine its present value. The obligation is measured on the basis of an actuarial valuation using the projected unit credit method. Remeasurements are recognised in Standalone Statement of Profit and Loss in the period in which they arise.

Share-based payment arrangements

The grant-date fair value of equity-settled share-based payment arrangements granted to employees under the Employee Stock Option Scheme ('ESOS') is generally recognised as an employee stock option scheme expense, with a corresponding increase in equity, over the vesting period of the awards. The amount recognised as an expense is adjusted to reflect the number of awards for which the related service and non-market performance conditions are expected to be met, such that the amount ultimately recognised is based on the number of awards that meet the related service and non-market performance conditions at the vesting date. The increase in equity recognised in connection with a share based payment transaction is presented in the "Employee stock option outstanding account", as separate component in equity. For share-based payment awards with market conditions, the grant-date fair value of the share-based payment is measured to reflect such conditions and there is no true-up for differences between expected and actual outcomes. At the end of each period, the Company revises its estimates of the number of options that are expected to be vested based on the non-market performance conditions at the vesting date.

(xvi) Provisions and contingent liabilities and assets

Provisions

Provisions are recognised when the Company has a present legal or constructive obligation as a result of a past event, it is probable that an outflow of resources embodying economic benefits will be required to settle the obligation and a reliable estimate can be made of the amount of the obligation.

Notes forming part of the Standalone Financial Statements for the year ended March 31, 2023

(Rupees in millions, except for share data and if otherwise stated)

If the effect of the time value of money is material, provisions are discounted using a current pre-tax rate that reflects current market assessments of the time value of money and the risks specific to the liability. When discounting is used, the increase in the provision due to the passage of time is recognised as a finance cost.

The Company has in its fleet aircraft on lease. As contractually agreed under the lease contracts (except for leases previously classified as finance lease under erstwhile Ind AS), the aircraft have to be redelivered to the lessors at the end of the lease term under stipulated contractual return conditions. The redelivery obligations are determined by management based on historical trends and data, and are recorded under 'provision for maintenance, redelivery and overhaul cost' at the present value of expected outflow, where effect of the time value of money is material with the corresponding value capitalised under 'Right of use assets'.

Contingent liabilities and assets

Contingent liabilities are possible obligations that arise from past events and whose existence will only be confirmed by the occurrence or non-occurrence of one or more uncertain future events not wholly within the control of the Company. Where it is not probable that an outflow of economic benefits will be required, or the amount cannot be estimated reliably, the obligation is disclosed as a contingent liability, unless the probability of outflow of economic benefits is remote.

Contingent assets are possible assets that arises from past events and whose existence will be confirmed only by the occurrence or non-occurrence of one or more uncertain future events not wholly within the control of the Company.

(xvii) Revenue recognition

Revenue is recognised upon transfer of control of promised goods or services to customers. Revenue towards satisfaction of a performance obligation is measured at the transaction price (net of variable consideration such as discounts, incentives, performance bonuses, price concessions, or other similar items, if any, as specified in the contract with the customer). Revenue excludes amounts collected on behalf of third parties. Revenue from bundled contracts is recognised separately for each performance obligation based on stand-alone selling price. Revenue is recorded provided the recovery of consideration is probable and determinable.

Passenger services

Passenger revenue is recognised on flown basis i.e. when the service is rendered, net of discounts given to the passengers, amount collected on behalf of third parties, applicable taxes and airport levies such as passenger service fee, user development fee, etc., if any. Fees charged for cancellation of flight tickets are recognised as revenue on rendering of the said service.

The Company considers whether it is a principal or agent in relation to services by considering whether it has a performance obligation to provide services to the customer or whether the obligation is to arrange for services to be provided by a third party, such as another carrier or a third party.

The Company sells certain tickets with connecting flights with one or more segments operated by its other airline partners. For segments operated by its other airline partners, the Company has determined that every partner airline is responsible for their portion of the contract (i.e. transportation of the passenger). The Company recognises revenue for the segment operated by the Company at the selling price of the ticket net of the amount transferrable to the other airline partner. The amount transferrable to the other airline partner for its segment is recognised as a financial liability.

Tickets sold by other airlines where the Company provides the transportation are recognised as passenger revenue at the estimated value to be billed to the other airline when the services are provided as per contract.

The Company recognises an expected breakage amount as revenue in proportion to the pattern of rights exercised by the customer. Breakage revenue represents the amount of unexercised rights of customers which are non-refundable in nature.

The consideration from sale of tickets not yet flown is credited to unearned revenue i.e. 'Forward Sales' disclosed under other current liabilities. The unutilised balance in Forward Sales for more than an year is recognised as revenue based on historical statistics, data and management estimates and considering the Company's cancellation policy.

Cargo services

Cargo revenue is recognised when service is rendered i.e. goods are transported, net of discounts, amount collected on behalf of third parties, airport levies and applicable taxes.



Notes forming part of the Standalone Financial Statements for the year ended March 31, 2023

(Rupees in millions, except for share data and if otherwise stated)

In flight sales

Revenue from sale of merchandise and food and beverages is recognised on transfer of goods to passengers, net of applicable taxes.

Tours and packages

Income and related expense from sale of tours and packages are recognised upon services being rendered and where applicable, are stated net of discounts and applicable taxes. The income and expense are stated on gross basis.

The sale of tours and packages not yet serviced is credited to unearned revenue, i.e. 'Forward Sales' disclosed under other current liabilities.

Government grants

Grants from the government are recognised where there is a reasonable assurance that the grant will be received and the Company will comply with all attached conditions. The grant which is revenue in nature is recognised as other operating income on a systematic basis over the period for which such grant is entitled.

Interest income

Interest income on financial assets (including deposits with banks) is recognised using the effective interest method on a time proportionate basis.

Claims and other credits - non-refundable

Claims relating to reimbursement towards operational expenses such as lease rentals, aircraft repair and maintenance, etc, are adjusted against such expenses over the estimated period for which these reimbursements pertain. When credits are used against purchase of goods and services such as lease rentals, aircraft repair and maintenance, etc, these are adjusted against such expenses on utilization basis. The claims and credits are netted off against related expense arising on the same transaction as it reflects the substance of transaction. Further, any claim or credit not related to reimbursement towards operational expenses or used for purchase of goods and services are recognised as income in the Standalone Statement of Profit and Loss when a contractual entitlement exists, the amount can be reliably measured and receipt is virtually certain.

Customer Loyalty Programme

The Company operates a rewards programme in partnership with credit card companies and this programme is referred as 'Co-Branded Card'. The Co-Branded Card provides points to its members on spending from the card as per the agreement. Reward points are redeemable by the members in the future periods for travel with the Company. Revenue against the reward points is recognised when redeemed by the members for travel with Company on flown basis. Reward points which remain unredeemed at the time of expiry of such points is recognised in Other Income. Consideration value received from Co- Branded card companies is recognised as other current liabilities till its redemption / expiry.

The Company recognises fees and other incidental charges collected under such programme under the head "Other Income" by allocating them to the separately identifiable performance obligations.

(xviii) Commission

The incentives / commission attributable to sales / services made through agents/ customers is recognised on rendering of services to customers which is in accordance with the terms of contracts.

(xix) Expenditure

Expenses are accounted for on the accrual basis and provisions are made for all known losses and liabilities.

(xx) Borrowing costs

Borrowing costs attributable to the acquisition or construction of a qualifying asset are capitalised as part of the cost of the asset. A qualifying asset is one that necessarily takes substantial period of time to get ready for intended use. Other borrowing costs are recognised as an expense in the period in which they are incurred. Borrowing cost includes exchange differences to the extent regarded as an adjustment to the borrowing costs.

Notes forming part of the Standalone Financial Statements for the year ended March 31, 2023

(Rupees in millions, except for share data and if otherwise stated)

(xi) Supplementary rentals and aircraft repair and maintenance

Under certain lease arrangements of aircraft and engines, the Company accrues monthly expenses in the form of supplementary rentals which are based on aircraft and engine utilisation that is calculated with reference to the number of hours or cycles operated during each month. Accrual of Supplementary rentals are made for heavy maintenance visits, engine overhaul and landing gear overhaul for aircraft and engines taken on lease (except for leased aircraft previously classified as finance lease under erstwhile Ind AS).

Aircraft repairs and maintenance includes additional accrual, beyond supplementary rentals, for the estimated future costs of engine maintenance checks. These accruals are based on past trends for costs incurred on such events, future expected utilization of engine, condition of the engine and expected maintenance interval and are recorded over the period of the next expected maintenance visit.

For leased assets classified as finance lease under erstwhile Ind AS, cost incurred for major inspection costs relating to engine and airframe overhauls and other major components are recorded as separate component and depreciated over the lower of useful life of the component or remaining useful life of the leased asset.

Aircraft maintenance covered by third party maintenance agreements, wherein the cost is charged to the Standalone Statement of Profit and Loss at a contractual rate per hour in accordance with the terms of the agreements. The Company recognises aircraft repair and maintenance cost (other than major inspection costs) in the Standalone Statement of Profit and Loss on incurred basis.

(xii) Aircraft fuel expense

Aircraft fuel expenses are recognised in the Standalone Statement of Profit and Loss as uplifted and consumed, net of any discounts.

(xiii) Tax expense

Tax expense comprises of current tax and deferred tax. It is recognised in the Standalone Statement of Profit and Loss except to the extent that it relates to items recognised in other comprehensive income or directly in equity.

Current tax

Current tax comprises the expected tax payable or receivable on the taxable income or loss for the year and any adjustment to the tax payable or receivable in respect of previous years. The amount of current tax reflects the best estimate of the tax amount expected to be paid or received after considering the uncertainty, if any relating to income taxes. It is measured using tax rates enacted for the relevant reporting period.

Current tax assets and current tax liabilities are offset only if there is a legally enforceable right to set off the recognised amounts, and it is intended to realise the asset and settle the liability on a net basis.

Deferred tax

Deferred tax is recognised in respect of temporary differences between the carrying amounts of assets and liabilities for financial reporting purposes and the corresponding amounts used for taxation purposes.

Deferred tax liabilities are recognised for all taxable temporary differences. Deferred tax assets are recognised for unused tax losses, unused tax credits and deductible temporary differences to the extent that it is probable that future taxable profits will be available against which they can be used. Deferred tax assets unrecognised or recognised, are reviewed at each reporting date and are recognised / reduced to the extent that it is probable / no longer probable respectively that the related tax benefit will be realised. Significant management judgement is required to determine the probability of deferred tax asset.

Deferred tax is measured at the tax rates that are expected to apply to the period when the asset is realised or liability is settled, based on the laws that have been enacted or substantively enacted by the reporting date.

The measurement of deferred tax reflects the tax consequences that would follow from the manner in which the Company expects, at the reporting date, to recover or settle the carrying amount of its assets and liabilities.

Deferred tax assets and deferred tax liabilities are offset only if there is a legally enforceable right to offset current tax liabilities and assets levied by the same tax authorities.



Notes forming part of the Standalone Financial Statements for the year ended March 31, 2023

(Rupees in millions, except for share data and if otherwise stated)

(xxiv) Earnings per share

The Company presents basic and diluted earnings per share (EPS) data for its equity shares.

Basic EPS is calculated by dividing the profit/(loss) attributable to equity shareholders of the Company by the weighted average number of equity shares outstanding during the period.

Diluted EPS is determined by adjusting profit/(loss) attributable to equity shareholders and the weighted average number of equity shares outstanding, for the effects of all dilutive potential equity shares, which comprise share options granted to employees.

(xxv) Segment reporting

Operating segments are reported in a manner consistent with the internal reporting provided to the chief operating decision maker. The chief operating decision maker is considered to be the Board of Directors who makes strategic decisions and is responsible for allocating resources and assessing performance of the operating segments.

(xxvi) Dividend

Provision is made for the amount of any dividend declared, being appropriately authorised and no longer at the discretion of the Company, on or before the end of the reporting period but not distributed at the end of the reporting period.

(xxvii) Exceptional items

Exceptional items are those items that management considers, by virtue of their size or incidence, should be disclosed separately to ensure that the financial information allows an understanding of the underlying performance of the business in the year, so as to facilitate comparison with prior periods. Also, tax charges related to exceptional items and certain one-time tax effects, if any are considered exceptional. Such items are material by nature or amount to the year's result and require separate disclosure in accordance with Ind AS.

Recent accounting pronouncements

Ministry of Corporate Affairs ("MCA") notifies new standard or amendments to the existing standards under Companies (Indian Accounting Standards) Rules as issued from time to time. On March 31, 2023, MCA amended the Companies (Indian Accounting Standards) Amendment Rules, 2023, applicable from April 1, 2023, as below:

i) Ind AS 8 - Definition of accounting estimates

The amendments clarify the distinction between changes in accounting estimates and changes in accounting policies and the correction of errors. It has also been clarified how entities use measurement techniques and inputs to develop accounting estimates.

ii) Ind AS 1 - Disclosure of accounting policies

The amendments aim to help entities provide accounting policy disclosures that are more useful by replacing the requirement for entities to disclose their 'significant' accounting policies with a requirement to disclose their 'material' accounting policies and adding guidance on how entities apply the concept of materiality in making decisions about accounting policy disclosures.

iii) Ind AS 12 - Deferred Tax related to Assets and Liabilities arising from a Single Transaction

The amendments specify that that the 'cost of fulfilling' a contract comprises the 'costs that relate directly to the contract'. Costs that relate directly to a contract can either be incremental costs of fulfilling that contract (examples would be direct labour, materials) or an allocation of other costs that relate directly to fulfilling contracts.

These amended standards and interpretations are not expected to have a significant impact on the Company's standalone financial statements.

Notes forming part of the Standalone Financial Statements

for the year ended March 31, 2023

(Rupees in millions, except for share data and if otherwise stated)

3. Property, plant and equipment

As at March 31, 2023

Particulars	Owned aircraft and spare engines	Buildings	Furniture and fixtures	Computer	Office equipment	Ground support equipment	Motor vehicles (including ground support vehicles)	Leasehold improvements	Leasehold improvements - aircraft	Rotables and non-aircraft equipment	Total
Gross value - at cost											
Balance at the beginning of the year	1,165.53	1,407.30	374.65	1,599.26	403.83	3,326.69	2,856.92	1,075.38	290.65	3,427.74	15,927.95
Additions during the year	960.54	1,157.05	110.45	147.64	311.72	647.02	580.06	181.23	-	1,191.60	5,287.31
Disposals during the year	-	-	-	89.59	-	-	137.21	-	217.74	607.92	1,052.46
Balance at the end of the year	2,126.07	2,564.35	485.10	1,657.31	715.55	3,973.71	3,299.77	1,256.61	72.91	4,011.42	20,162.80
Accumulated depreciation											
Balance at the beginning of the year	573.33	128.13	269.37	1,256.72	202.42	1,766.96	1,926.13	948.97	279.31	351.41	7,708.75
Depreciation for the year	187.43	145.90	43.59	200.99	102.05	353.91	383.69	111.06	11.34	713.58	2,253.54
Depreciation on disposals	-	-	-	83.55	-	-	111.00	-	217.74	409.23	821.52
Balance at the end of the year	760.76	274.03	312.96	1,374.16	304.47	2,120.87	2,198.82	1,060.03	72.91	655.76	9,134.77
Net carrying value as at March 31, 2023	1,365.31	2,290.32	172.14	283.15	411.08	1,852.84	1,100.95	196.58	-	3,355.66	11,028.03

As at March 31, 2022

Particulars	Owned aircraft and spare engines	Buildings	Furniture and fixtures	Computer	Office equipment	Ground support equipment	Motor vehicles (including ground support vehicles)	Leasehold improvements	Leasehold improvements - aircraft	Rotables and non-aircraft equipment	Total
Gross value - at cost											
Balance at the beginning of the year	764.84	1,392.46	363.33	1,316.45	400.30	3,112.52	2,694.02	1,019.79	1,078.86	2,890.19	15,032.76
Additions during the year	400.69	14.84	16.78	387.29	19.47	215.69	204.03	56.29	-	1,830.38	3,145.46
Disposals during the year	-	-	5.46	104.48	15.94	1.52	41.13	0.70	788.21	1,292.83	2,250.27
Balance at the end of the year	1,165.53	1,407.30	374.65	1,599.26	403.83	3,326.69	2,856.92	1,075.38	290.65	3,427.74	15,927.95
Accumulated depreciation											
Balance at the beginning of the year	491.63	17.71	239.31	1,030.22	139.34	1,447.93	1,589.84	838.98	992.94	284.16	7,072.06
Depreciation for the year	81.70	110.42	34.65	322.76	76.87	320.10	368.43	110.94	74.58	1,209.58	2,704.03
Depreciation on disposals	-	-	4.59	96.26	13.79	1.07	26.14	0.95	788.21	1,142.33	2,073.34
Balance at the end of the year	573.33	128.13	269.37	1,256.72	202.42	1,766.96	1,926.13	948.97	279.31	351.41	7,708.75
Net carrying value as at March 31, 2022	592.20	1,279.17	105.28	342.54	201.41	1,559.73	930.79	126.41	11.34	3,076.33	8,225.20

On transition to Ind AS, the Company had elected to continue with the carrying value of all of its property, plant and equipment recognised as at April 1, 2015 measured as per the Previous Indian GAAP and use that carrying value as the deemed cost of the property, plant and equipment.

Notes forming part of the Standalone Financial Statements for the year ended March 31, 2023

(Rupees in millions, except for share data and if otherwise stated)

4. Right of use assets

As at March 31, 2023

Particulars	Aircraft and Engines	Equipment	Leasehold Land	Buildings	Total
Gross value - at cost					
Balance at the beginning of the year	304,105.08	5,387.87	3,288.29	2,240.51	315,021.75
Additions during the year	84,906.61	-	-	2,174.85	87,081.46
Disposals during the year	14,298.08	-	-	-	14,298.08
Adjustments during the year *	22,593.93	-	-	(43.76)	22,550.17
Balance at the end of the year	397,307.54	5,387.87	3,288.29	4,371.60	410,355.30
Accumulated depreciation					
Balance at the beginning of the year	107,875.80	1,485.93	642.03	636.51	110,640.27
Depreciation for the year**	47,378.51	636.38	221.64	411.63	48,648.16
Depreciation on disposals	14,298.08	-	-	-	14,298.08
Balance at the end of the year	140,956.23	2,122.31	863.67	1,048.14	144,990.35
Net carrying value as at March 31, 2023	256,351.31	3,265.56	2,424.62	3,323.46	265,364.95

As at March 31, 2022

Particulars	Aircraft and Engines	Equipment	Leasehold Land	Buildings	Total
Gross value - at cost					
Balance at the beginning of the year	251,021.62	5,387.87	2,944.16	2,316.50	261,670.15
Additions during the year	68,365.07	-	344.13	255.64	68,964.84
Disposals during the year	18,858.35	-	-	153.93	19,012.28
Adjustments during the year *	3,576.74	-	-	(177.70)	3,399.04
Balance at the end of the year	304,105.08	5,387.87	3,288.29	2,240.51	315,021.75
Accumulated depreciation					
Balance at the beginning of the year	80,086.41	849.55	373.28	499.20	81,808.44
Depreciation for the year**	46,647.74	636.38	268.75	291.24	47,844.11
Depreciation on disposals	18,858.35	-	-	153.93	19,012.28
Balance at the end of the year	107,875.80	1,485.93	642.03	636.51	110,640.27
Net carrying value as at March 31, 2022	196,229.28	3,901.94	2,646.26	1,604.00	204,381.48

*Includes adjustment on account of foreign currency loss, arising on re-statement of long-term foreign currency monetary loans used for acquisition of a depreciable capital asset, amounting to Rs. 1,304.15 (previous year Rs. 398.00) and modification on leases amounting to Rs. 21,246.02 (previous year Rs. 3,001.04).

** Depreciation for the year includes Rs. 20.77 (previous year Rs. 61.67) capitalised as part of Capital work-in-progress.

5. Intangible assets

As at March 31, 2023

Particulars	Computer software	Total
Gross value - at cost		
Balance at the beginning of the year	1,698.35	1,698.35
Additions during the year	24.16	24.16
Balance at the end of the year	1,722.51	1,722.51
Accumulated amortisation		
Balance at the beginning of the year	1,484.34	1,484.34
Amortisation for the year	131.44	131.44
Balance at the end of the year	1,615.78	1,615.78
Net carrying value as at March 31, 2023	106.73	106.73

Notes forming part of the Standalone Financial Statements for the year ended March 31, 2023

(Rupees in millions, except for share data and if otherwise stated)

5. Intangible assets (Contd..)

As at March 31, 2022

Particulars	Computer software	Total
Gross value - at cost		
Balance at the beginning of the year	1,627.54	1,627.54
Additions during the year	73.73	73.73
Disposals during the year	2.92	2.92
Balance at the end of the year	1,698.35	1,698.35
Accumulated amortisation		
Balance at the beginning of the year	1,295.26	1,295.26
Amortisation for the year	192.00	192.00
Disposals during the year	2.92	2.92
Balance at the end of the year	1,484.34	1,484.34
Net carrying value as at March 31, 2022	214.01	214.01

On transition to Ind AS, the Company had elected to continue with the carrying value of all of its intangible assets recognised as at April 1, 2015 measured as per the Previous Indian GAAP and use that carrying value as the deemed cost of the intangible assets.

6. Intangible assets under development

As at March 31, 2023

Particulars	Computer software	Total
Balance at the beginning of the year	59.87	59.87
Additions during the year	160.39	160.39
Capitalisation during the year	12.61	12.61
Balance at the end of the year	207.65	207.65

As at March 31, 2022

Particulars	Computer software	Total
Balance at the beginning of the year	53.90	53.90
Additions during the year	75.49	75.49
Capitalisation during the year	69.52	69.52
Balance at the end of the year	59.87	59.87

Intangible assets under development ageing schedule

As at March 31, 2023

Particulars	Amount in intangible assets under development for a period of				Total
	Less than 1 year	1-2 years	2-3 years	More than 3 years	
Projects in progress	158.15	18.97	30.53	-	207.65
Total	158.15	18.97	30.53	-	207.65

As at March 31, 2022

Particulars	Amount in intangible assets under development for a period of				Total
	Less than 1 year	1-2 years	2-3 years	More than 3 years	
Projects in progress	26.25	32.50	1.12	-	59.87
Total	26.25	32.50	1.12	-	59.87

Notes forming part of the Standalone Financial Statements for the year ended March 31, 2023

(Rupees in millions, except for share data and if otherwise stated)

6. Intangible assets under development (Contd..)

Projects whose completion is overdue or has exceeded its cost compared to its original plan are as follows:

As at March 31, 2023

Particulars	To be completed in				Total
	Less than 1 year	1-2 years	2-3 years	More than 3 years	
Project 1	1.45	-	-	-	1.45
Project 2	58.65	-	-	-	58.65
Project 3	54.71	-	-	-	54.71
Project 4	3.31	-	-	-	3.31
Total	118.12	-	-	-	118.12

As at March 31, 2022

Particulars	To be completed in				Total
	Less than 1 year	1-2 years	2-3 years	More than 3 years	
Project 1	0.75	-	-	-	0.75
Project 2	0.36	-	-	-	0.36
Project 3	3.52	-	-	-	3.52
Project 4	49.52	-	-	-	49.52
Project 5	5.72	-	-	-	5.72
Total	59.87	-	-	-	59.87

7. Capital work-in-progress (CWIP)

As at March 31, 2023

Particulars	Capital work-in-progress	Total
Balance at the beginning of the year	1,193.18	1,193.18
Additions during the year	404.45	404.45
Capitalisation during the year	1,597.63	1,597.63
Balance at the end of the year	-	-

As at March 31, 2022

Particulars	Capital work-in-progress	Total
Balance at the beginning of the year	663.51	663.51
Additions during the year	529.67	529.67
Balance at the end of the year	1,193.18	1,193.18

Capital work-in-progress ageing schedule

As at March 31, 2023

There is no capital work-in-progress as at March 31, 2023. Accordingly, disclosure for ageing of projects in progress is not applicable.

As at March 31, 2022

Particulars	Amount in CWIP for a period of				Total
	Less than 1 year	1-2 years	2-3 years	More than 3 years	
Projects in progress	529.67	340.59	312.89	10.03	1,193.18
Total	529.67	340.59	312.89	10.03	1,193.18

Notes forming part of the Standalone Financial Statements for the year ended March 31, 2023

(Rupees in millions, except for share data and if otherwise stated)

7. Capital work-in-progress (CWIP) (Contd..)

Projects whose completion is overdue or has exceeded its cost compared to its original plan are as follows:

As at March 31, 2023

There is no capital work-in-progress as at March 31, 2023. Accordingly, disclosure for projects whose completion is overdue or has exceeded its cost compared to its original plan is not applicable.

As at March 31, 2022

Particulars	To be completed in				Total
	Less than 1 year	1-2 years	2-3 years	More than 3 years	
Project 1	1,104.60	-	-	-	1,104.60
Project 2	88.58	-	-	-	88.58
Total	1,193.18	-	-	-	1,193.18

8. Investments

Particulars	As at March 31, 2023	As at March 31, 2022
Non-current investments		
Equity investments in subsidiary	1.10	1.10
Equity investments	0.68	0.12
Total	1.78	1.22
Current investments		
Mutual funds	115,141.70	80,324.92
Total	115,141.70	80,324.92
Grand Total	115,143.48	80,326.14

Particulars	As at March 31, 2023		As at March 31, 2022	
	Non-current	Current	Non-current	Current
Investments in equity instruments - at cost				
Equity investments in subsidiary, unquoted				
110,000 (previous year 110,000) equity shares of Rs. 10 each, fully paid up, of Agile Airport Services Private Limited	1.10	-	1.10	-
Investments at fair value through profit or loss (FVTPL)				
Equity investments, unquoted				
3,688 (previous year 1,125) equity shares of Thai Baht (THB) 100 each, fully paid up, of Aeronautical Radio of Thailand, a state enterprise under the Ministry of Transport*	0.68	-	0.12	-
Mutual Funds, unquoted**				
6,908,020 (previous year 6,908,020) units of Aditya Birla Sun Life Savings Fund Growth - Direct Plan	-	3,248.56	-	3,076.23
20,165,148 (previous year 20,165,148) units of Aditya Birla Sun Life Floating Rate Fund - Growth Direct Plan	-	6,041.22	-	5,717.81
17,512,898 (previous year 13,094,747) units of ICICI Prudential Saving Fund - Direct Plan - Growth	-	8,101.34	-	5,731.74
1,978,630 (previous year 1,978,630) units of Axis Treasury Advantage Fund - Direct Growth	-	5,402.28	-	5,124.69
159,160,354 (previous year 159,160,354) units of Kotak Savings Fund - Direct Plan - Growth	-	6,058.93	-	5,734.58
1,669,326 (previous year 1,502,737) units of SBI Magnum Low Duration Fund - Direct Plan - Growth	-	5,116.63	-	4,371.92
10,143,604 (previous year 8,875,361) units of Aditya Birla Sun Life Money Manager Fund Growth Direct Plan	-	3,207.35	-	2,652.94
643,084 (previous year 372,333) units of HDFC Money Market Fund - Direct Plan - Growth Option	-	3,165.08	-	1,733.14



Notes forming part of the Standalone Financial Statements for the year ended March 31, 2023

(Rupees in millions, except for share data and if otherwise stated)

8. Investments (Contd..)

Particulars	As at March 31, 2023		As at March 31, 2022	
	Non-current	Current	Non-current	Current
Nil (previous year 4,759,115) units of ICICI Prudential Liquid Fund - Direct Plan - Growth	-	-	-	1,500.34
3,032,394 (previous year 4,646,680) units of ICICI Prudential Money Market Fund - Direct Plan - Growth	-	983.43	-	1,426.04
1,080,780 (previous year 504,153) units of Kotak Money Market Scheme - Direct Plan - Growth	-	4,137.59	-	1,825.39
1,248,659 (previous year 1,067,418) units of Nippon India Money Market Fund - Direct Growth Plan Growth Option	-	4,429.64	-	3,576.45
201,386 (previous year 201,386) units of SBI Magnum Ultra Short Duration Fund Direct Growth	-	1,038.83	-	986.20
1,055,228 (previous year 1,829,581) units of UTI Money Market Fund - Direct Growth Plan	-	2,780.38	-	4,557.07
64,627,374 (previous year 64,627,374) units of HDFC Floating Rate Debt Fund- Direct Plan- Growth Option	-	2,738.27	-	2,591.25
171,609,689 (previous year 64,463,532) units of Bandhan Low Duration (previously IDFC Low Duration) Fund Growth Direct Plan	-	5,745.75	-	2,053.82
214,440,983 (previous year Nil) units of Bandhan Ultra short Term (previously IDFC Ultra Short Term) Fund Direct Plan Growth	-	2,805.32	-	-
396,888,473 (previous year 396,888,473) units of HDFC Ultra short Fund - Direct Growth	-	5,201.58	-	4,926.50
568,771 (previous year 357,311) units of Invesco India Treasury Advantage Fund - Direct Plan Growth	-	1,895.52	-	1,133.64
Nil (previous year 1,057,977) units of Axis Liquid Fund - Direct Plan Growth Option	-	-	-	2,501.15
669,862 (previous year 171,724) units of HSBC Liquid Fund (previously L&T Liquid Fund) Direct Plan Growth	-	1,501.92	-	500.57
Nil (previous year 670,922) units of Nippon India Liquid Fund Direct Plan Growth (previously Reliance Liquid Fund Direct Plan Growth)	-	-	-	3,494.18
Nil (previous year 478,257) units of HDFC Liquid Fund - Direct Plan Growth Option	-	-	-	2,001.38
2,758,324 (previous year 9,540,732) units of Aditya Birla Sun Life Liquid Fund Direct Growth	-	1,001.50	-	3,273.67
2,584,308 (previous year 1,902,773) units of Axis Money Market Fund - Direct Plan Growth Option	-	3,146.68	-	2,191.59
Nil (previous year 200,356) units of Baroda BNP Paribas Liquid Fund - Direct Plan Growth Option	-	-	-	491.46
Nil (previous year 187,643) units of DSP Liquidity Fund - Direct Plan Growth Option	-	-	-	571.00
708,524 (previous year 708,524) units of Kotak Low Duration Fund - Direct Plan Growth Option	-	2,168.55	-	2,055.87
Nil (previous year 27,640,918) units of HSBC Money Market (previously L&T Money Market) Fund Direct Plan Growth	-	-	-	614.74
412,746 (previous year 290,801) units of Nippon India Low Duration Fund - Direct Plan Growth Option	-	1,378.70	-	921.49
Nil (previous year 291,075) units of SBI Liquid Fund - Direct Plan Growth Option	-	-	-	970.18
1,603,524 (previous year 1,603,524) units of UTI Floater Fund - Direct Plan Growth Option	-	2,123.91	-	2,017.89
15,706,761 (previous year Nil) units of Aditya Birla Sun Life Corporate Bond Fund - Direct Plan Growth Option	-	1,501.65	-	-
1,095,277 (previous year Nil) units of Axis Banking & PSU Debt Fund - Direct Plan Growth Option	-	2,506.62	-	-
66,869,291 (previous year Nil) units of Axis Corporate Debt Fund - Direct Plan Growth Option	-	1,001.19	-	-
14,998,641 (previous year Nil) units of Bandhan Banking & PSU Debt Fund (previously IDFC Banking & PSU Debt Fund)- Direct Plan Growth Option	-	320.26	-	-

Notes forming part of the Standalone Financial Statements for the year ended March 31, 2023

(Rupees in millions, except for share data and if otherwise stated)

8. Investments (Contd..)

Particulars	As at March 31, 2023		As at March 31, 2022	
	Non-current	Current	Non-current	Current
54,372,295 (previous year Nil) units of Bandhan Money Manager Fund (previously IDFC Money Market Fund)- Direct Plan Growth Option	-	2,004.18	-	-
192,216,508 (previous year Nil) units of DSP Low Duration Fund - Direct Plan Growth Option	-	3,328.13	-	-
25,706,216 (previous year Nil) units of DSP Savings Fund - Direct Plan Growth Option	-	1,182.18	-	-
355,786 (previous year Nil) units of DSP Ultra Short Fund - Direct Plan Growth Option	-	1,112.73	-	-
36,262,656 (previous year Nil) units of HDFC Corporate Bond Fund - Direct Plan Growth Option	-	1,001.55	-	-
69,717,259 (previous year Nil) units of HSBC Banking and PSU Debt Fund - Direct Plan Growth Option	-	1,500.98	-	-
57,689,645 (previous year Nil) units of ICICI Prudential Corporate Bond Fund - Direct Plan Growth Option	-	1,501.53	-	-
823,235 (previous year Nil) units of Invesco India Money Market Fund - Direct Plan Growth Option	-	2,197.37	-	-
305,556 (previous year Nil) units of Kotak Corporate Bond Fund - Direct Plan Growth Option	-	1,001.07	-	-
83,422,786 (previous year Nil) units of Nippon India Banking & PSU Debt Fund - Direct Plan Growth Option	-	1,501.62	-	-
137,036 (previous year Nil) units of SBI Overnight Fund - Direct Plan Growth Option	-	500.08	-	-
422,856 (previous year Nil) units of Tata Overnight Fund - Direct Plan Growth Option	-	500.07	-	-
741,621 (previous year Nil) units of Tata Treasury Advantage Fund - Direct Plan Growth Option	-	2,533.34	-	-
1,754,499 (previous year Nil) units of HSBC Ultra Short Duration Fund - Direct Plan Growth	-	2,041.63	-	-
Investments at fair value through other comprehensive income (FVTOCI)				
Target Maturity Index Funds, unquoted***				
136,813,154 (previous year Nil) units of Aditya Birla Sun Life Nifty SDL Plus PSU Bond September 2026 60:40 Index Fund - Direct Plan Growth Option	-	1,434.90	-	-
184,287,165 (previous year Nil) units of Edelweiss Nifty PSU Bond Plus SDL April 2026 50:50 Index Fund - Direct Plan Growth Option	-	2,040.11	-	-
97,121,184 (previous year Nil) units of SBI CPSE Bond Plus SDL September 2026 50:50 Index Fund - Direct Plan Growth Option	-	1,011.55	-	-
Total	1.78	115,141.70	1.22	80,324.92
Aggregate value of unquoted investments	1.78	115,141.70	1.22	80,324.92

There are no quoted investments during the current and previous year.

* The transfer of investment is restricted to airline members flying in Thailand.

** Mutual Funds include Rs. 17,859.52 (previous year Rs. 16,313.56) as mutual funds under lien to banks as security for availing various non-fund based lines of credit.

*** Target Maturity Index Funds follow a passive buy and hold investment strategy to receive contractual cashflows except for meeting redemption and rebalancing requirements. Investment in such funds are classified as FVTOCI as cash flows from these investments are realised on maturity or upon sale.

Details on the Company's bank deposits, current investments, cash and cash equivalents and bank balances other than cash and cash equivalents, bifurcated into non-lien and under lien is included in Note 42.

Information about the Company's exposure to credit and market risks, and fair value measurement, is included in Note 29.



Notes forming part of the Standalone Financial Statements for the year ended March 31, 2023

(Rupees in millions, except for share data and if otherwise stated)

9. Other financial assets

Particulars	As at March 31, 2023		As at March 31, 2022	
	Non-current	Current	Non-current	Current
Unsecured, considered good, unless otherwise stated				
Security deposits				
- Considered good*	24,197.03	7,090.62	20,880.83	471.66
- Credit impaired	-	6.62	-	6.00
	24,197.03	7,097.24	20,880.83	477.66
Less: Impairment allowances	-	6.62	-	6.00
	24,197.03	7,090.62	20,880.83	471.66
Bank deposits (due for maturity after twelve months from the reporting date) **	265.89	-	9.21	-
Interest accrued but not due on financial instruments	3.19	1,275.32	2.42	148.87
Maintenance recoverable	-	35.84	-	825.60
Others (including credit recoverable)	-	1,993.86	-	1,834.97
Total	24,466.11	10,395.64	20,892.46	3,281.10

* Includes deposits given to related parties amounting to Rs. 57.58 (previous year Rs. 56.28) which represents deposits given to private companies in which a director of the Company is a director or member. Refer to Note 35.

**Bank deposits include Rs. 250.10 (previous year Rs. 0.10) as deposits under lien to banks as security for availing various non-fund based lines of credit.

Details on the Company's bank deposits, current investments, cash and cash equivalents and bank balances other than cash and cash equivalents, bifurcated into non-lien and under lien is included in Note 42.

10. Other assets

Particulars	As at March 31, 2023		As at March 31, 2022	
	Non-current	Current	Non-current	Current
Unsecured, considered good, unless otherwise stated				
Prepaid expenses	-	628.66	-	590.95
Balance with tax authorities*	13,213.82	3,489.86	11,897.26	7,021.48
Capital advances	1,480.22	-	322.07	-
Advance to employees	31.76	31.22	47.66	90.08
Other recoverable	-	1,234.24	-	999.85
	14,725.80	5,383.98	12,266.99	8,702.36
Advance to suppliers				
- Considered good	-	576.72	-	587.42
- Considered doubtful	-	2.19	-	2.19
	-	578.91	-	589.61
Less: Impairment allowances for doubtful advances	-	2.19	-	2.19
	-	576.72	-	587.42
Total	14,725.80	5,960.70	12,266.99	9,289.78

* Balance with tax authorities includes Integrated Goods and Services Tax ('IGST') amounting to Rs. 12,638.46 (previous year Rs. 10,616.39) paid under protest to custom authorities, on re-import of repaired aircraft, aircraft engines and other certain aircraft parts and Rs. 459.47 (previous year Rs. 600.64) paid under protest to various tax authorities. Refer to Note 31.(ii).

Notes forming part of the Standalone Financial Statements for the year ended March 31, 2023

(Rupees in millions, except for share data and if otherwise stated)

11. Inventories

Particulars	As at March 31, 2023	As at March 31, 2022
Valued at lower of cost or net realisable value		
Stores and spares		
- Engineering stores and spares	5,342.56	3,575.60
- Goods in transit	242.01	218.33
	5,584.57	3,793.93
Loose tools	206.47	179.51
Stock-in-trade		
- In-flight inventory	119.63	107.19
Total	5,910.67	4,080.63

12. Trade receivables

Particulars	As at March 31, 2023	As at March 31, 2022
Unsecured, considered good, unless otherwise stated		
Trade receivables		
- Considered good	5,199.04	3,329.23
- Credit impaired	84.04	79.58
	5,283.08	3,408.81
Less: Impairment allowances	84.04	79.58
Total	5,199.04	3,329.23

Trade receivables ageing schedule

As at March 31, 2023

Particulars	Outstanding for following periods from due date of payment					Total
	Less than 6 months	6 months - 1 year	1-2 years	2-3 years	More than 3 years	
Undisputed Trade receivables - considered good	4,988.08	200.11	3.64	-	7.21	5,199.04
Undisputed Trade receivables - which have significant increase in credit risk	-	-	-	-	-	-
Undisputed Trade receivables - credit impaired	-	9.38	2.13	0.48	0.60	12.59
Disputed Trade receivables - considered good	-	-	-	-	-	-
Disputed Trade receivables - which have significant increase in credit risk	-	-	-	-	-	-
Disputed Trade receivables - credit impaired	-	-	-	-	71.45	71.45
Total	4,988.08	209.49	5.77	0.48	79.26	5,283.08

As at March 31, 2022

Particulars	Outstanding for following periods from due date of payment					Total
	Less than 6 months	6 months - 1 year	1-2 years	2-3 years	More than 3 years	
Undisputed Trade receivables - considered good	3,258.36	55.42	9.74	5.71	-	3,329.23
Undisputed Trade receivables - which have significant increase in credit risk	-	-	-	-	-	-
Undisputed Trade receivables - credit impaired	-	4.04	4.09	-	-	8.13
Disputed Trade receivables - considered good	-	-	-	-	-	-
Disputed Trade receivables - which have significant increase in credit risk	-	-	-	-	-	-
Disputed Trade receivables - credit impaired	-	-	-	-	71.45	71.45
Total	3,258.36	59.46	13.83	5.71	71.45	3,408.81



Notes forming part of the Standalone Financial Statements for the year ended March 31, 2023

(Rupees in millions, except for share data and if otherwise stated)

12. Trade receivables (Contd..)

Trade receivables includes receivables from related parties amounting Rs. 189.92 (previous year Rs. 333.76). Refer to Note 35.

The carrying amount of trade receivables approximates their fair value, is included in Note 29.

The Company's exposure to credit and currency risks, and impairment allowances related to trade receivables is disclosed in Note 29.

For details of contract balances refer to Note 20.

13. Cash and cash equivalents

Particulars	Rs at March 31, 2023	Rs at March 31, 2022
Cash on hand	8.07	9.95
Balances with banks:		
- On current accounts	6,272.02	3,599.70
- On deposit accounts (with original maturity of three months or less)	6,158.47	6,507.45
Total	12,438.56	10,117.10

Cash and cash equivalents includes Rs. 3,255.89 (previous year Rs. 5,876.13) held in foreign currency which can be repatriated back by the Company subject to procedural compliances in local jurisdictions. It also includes unclaimed dividend as at March 31, 2023 amounting to Rs. 0.51 (previous year Rs. 0.51).

Details on the Company's bank deposits, current investments, cash and cash equivalents and bank balances other than cash and cash equivalents, bifurcated into non-lien and under lien is included in Note 42.

Information about the Company's exposure to credit and market risks, and fair value measurement, is included in Note 29.

14. Bank balances other than cash and cash equivalents

Particulars	Rs at March 31, 2023	Rs at March 31, 2022
Bank balances other than cash and cash equivalents*		
- On deposit accounts	105,667.16	91,048.12
Total	105,667.16	91,048.12

*Bank deposits include deposits under lien to banks as security for availing various fund and non-fund based lines of credit amounting to Rs. 94,175.45 (previous year Rs. 88,320.07) and as security towards government authorities (refer to Note 31 (iii)) amounting to Rs. 9.45 (previous year Rs. 9.45).

Bank deposits also includes Rs. 85,505.95 (previous year Rs. 65,378.42) held in foreign currency.

Details on the Company's bank deposits, current investments, cash and cash equivalents and bank balances other than cash and cash equivalents, bifurcated into non-lien and under lien is included in Note 42.

Information about the Company's exposure to credit and market risks, and fair value measurement, is included in Note 29.

15. Share capital

Particulars	Rs at March 31, 2023	Rs at March 31, 2022
a. Authorised		
Equity shares		
750,000,000 (previous year 750,000,000) equity shares of Rs. 10 each	7,500.00	7,500.00
Total	7,500.00	7,500.00

Notes forming part of the Standalone Financial Statements for the year ended March 31, 2023

(Rupees in millions, except for share data and if otherwise stated)

15. Share capital (Contd..)

Particulars	Rs at March 31, 2023	Rs at March 31, 2022
b. Issued, subscribed and paid up		
385,547,099 (previous year 385,254,729) equity shares of Rs. 10 each, fully paid up	3,855.47	3,852.55
Total	3,855.47	3,852.55

c. Reconciliation of number of equity shares outstanding at the beginning and end of the year :

Particulars	For the year ended March 31, 2023	For the year ended March 31, 2022
Equity shares issued, subscribed and paid up		
Equity shares at the beginning of the year	385,254,729	384,910,000
Equity shares increased during the year :		
- Issued during the year pursuant to exercise of employee stock options (Refer to Note 38)	292,370	344,729
Equity shares at the end of the year	385,547,099	385,254,729

d. Terms / rights attached to the equity shares

The Company has one class of equity share having a par value of Rs. 10 per share. Each holder of the equity share is entitled to one vote per share and is entitled to dividend declared, if any. The paid up equity shares of the Company rank pari-passu in all respects, including dividend. The final dividend proposed by the Board of Directors is subject to the approval of the shareholders in the ensuing Annual General Meeting. The interim dividend is declared by the Board of Directors. In the event of liquidation of the Company, the holders of the equity shares will be entitled to receive the remaining assets of the Company, after distribution of all preferential amounts, if any. The distribution will be in proportion to the number of equity shares held by the shareholders.

e. Shareholders holding more than 5% equity shares in the Company:

Particulars	Rs at March 31, 2023		Rs at March 31, 2022	
	Number of Shares	%	Number of Shares	%
InterGlobe Enterprises Private Limited	145,706,774	37.79%	145,706,774	37.82%
Rakesh Gangwal	51,021,132	13.23%	56,421,132	14.65%
The Chinkerpoo Family Trust (Trustee: Shobha Gangwal & J.P.Morgan Trust Company of Delaware)	52,050,413	13.50%	52,263,313	13.57%
Shobha Gangwal	11,523,361	2.99%	32,310,461	8.39%

f. Shares reserved for issuance under Stock Option Plans of the Company

For details of shares reserved for issue under the employee stock option scheme (ESOS) of the Company. (Refer to Note 38)

g. Details of shares held by the promoters and promoter group

As at March 31, 2023

Particulars	Number of Shares	% of total shares	% change during the year
InterGlobe Enterprises Private Limited	145,706,774	37.79%	0.00%
Rakesh Gangwal	51,021,132	13.23%	(9.57%)
The Chinkerpoo Family Trust (Trustee: Shobha Gangwal & J.P.Morgan Trust Company of Delaware)	52,050,413	13.50%	(0.41%)
Shobha Gangwal	11,523,361	2.99%	(64.34%)
Asha Mukherjee	1,245,688	0.32%	0.00%
Kapil Bhatia	50,000	0.01%	0.00%
Rahul Bhatia	40,000	0.01%	0.00%



Notes forming part of the Standalone Financial Statements for the year ended March 31, 2023

(Rupees in millions, except for share data and if otherwise stated)

15. Share capital (Contd..)

Particulars	Number of Shares	% of total shares	% change during the year
Rohini Bhatia	10,000	0.00%	0.00%
Alok Mehta	305	0.00%	0.00%
Total	261,647,673	67.86%	

As at March 31, 2022

Particulars	Number of Shares	% of total shares	% change during the year
InterGlobe Enterprises Private Limited	145,706,774	37.82%	0.00%
Rakesh Gangwal	56,421,132	14.65%	0.00%
The Chinkerpoo Family Trust (Trustee: Shobha Gangwal & J.P.Morgan Trust Company of Delaware)	52,263,313	13.57%	0.00%
Shobha Gangwal	32,310,461	8.39%	0.00%
Asha Mukherjee	1,245,688	0.32%	0.00%
Kapil Bhatia	50,000	0.01%	0.00%
Rahul Bhatia	40,000	0.01%	0.00%
Rohini Bhatia	10,000	0.00%	0.00%
Alok Mehta	305	0.00%	19.61%
Total	288,047,673	74.77%	

16. Other equity

Particulars	As at March 31, 2023	As at March 31, 2022
Equity component of compound financial instruments	58.79	58.79
Reserves and surplus	(66,945.63)	(64,264.26)
Total	(66,886.84)	(64,205.47)

a. Equity component of compound financial instruments

Particulars	For the year ended March 31, 2023	For the year ended March 31, 2022
Nil (previous year Nil) 0.00% convertible preference shares of Rs. 1,000 each *		
Balance at the beginning of the year	58.79	58.79
Balance at the end of the year	58.79	58.79

* The fully paid up convertible preference shares of Rs. 1,000 each were issued at a premium ranging from Rs. 5,650 to Rs. 6,642 per share with 0.00% coupon rate and were convertible into equity shares of the Company in the ratio of 1:1 not earlier than (a) the initial public offer of the Company; or (b) a strategic sale of the Company. In the event of liquidation of the Company before conversion of convertible preference shares, the preference shareholders had priority over the equity shares in the repayment of the capital. The holder of preference shares were entitled to one vote per share at any meeting of the Company on any resolutions of the Company directly affecting their rights.

During the year ended March 31, 2016, 36,716 fully paid up 0.00% convertible preference shares were converted into equity shares of the Company in the prescribed ratio of 1:1, vide resolution passed by the Board at its meeting held on June 23, 2015.

Notes forming part of the Standalone Financial Statements for the year ended March 31, 2023

(Rupees in millions, except for share data and if otherwise stated)

16. Other equity (Contd..)

b. Reserves and surplus

Particulars	As at March 31, 2023	As at March 31, 2022
Employee stock option outstanding account (Refer to Note 38)	481.21	485.58
Securities premium	39,214.57	38,817.01
General reserve	389.07	389.07
Retained earnings	(107,025.84)	(103,955.92)
Other comprehensive income - debt instruments through other comprehensive income (net of tax)	(4.64)	-
Total	(66,945.63)	(64,264.26)

(i) Employee stock option outstanding account

Particulars	As at March 31, 2023	As at March 31, 2022
Balance at the beginning of the year	485.58	350.24
Employee stock option scheme expense (Refer to Note 38)*	172.45	342.04
Amount utilised for issue of shares pursuant to exercise of employee stock options (Refer to Note 38)	(176.82)	(206.70)
Balance at the end of the year	481.21	485.58

Employee stock option outstanding account is used to record the impact of employee stock option schemes. Refer to Note 38 for further details of these plans.

*Includes a reversal of employee stock option scheme expense of Rs. 180.33 (previous year Rs. 38.63) towards forfeiture of employee stock options granted to certain employee[s].

(ii) Securities premium

Particulars	For the year ended March 31, 2023	For the year ended March 31, 2022
Balance at the beginning of the year	38,817.01	38,337.21
Amount transferred for issue of shares pursuant to exercise of employee stock options (Refer to Note 38)	176.82	206.70
Premium received during the year on account of issue of shares on exercise of employee stock options (Refer to Note 38)	220.74	273.10
Balance at the end of the year	39,214.57	38,817.01

Securities premium is used to record the premium on issue of shares and the same is utilised in accordance with the provisions of the Companies Act, 2013.

(iii) General reserve

Particulars	For the year ended March 31, 2023	For the year ended March 31, 2022
Balance at the beginning of the year	389.07	389.07
Balance at the end of the year	389.07	389.07

The Company had transferred certain % of retained earnings to general reserve as per the provisions for dividend distribution under the Companies Act, 1956.

Notes forming part of the Standalone Financial Statements for the year ended March 31, 2023

(Rupees in millions, except for share data and if otherwise stated)

16. Other equity (Contd..)

(iv) Retained earnings

Particulars	For the year ended March 31, 2023	For the year ended March 31, 2022
Balance at the beginning of the year	(103,955.92)	(42,275.32)
Less: Loss for the year	(3,167.16)	(61,710.25)
Add: Other comprehensive income / (loss) - remeasurement of defined benefit plans (net of tax)	97.24	29.65
Balance at the end of the year	(107,025.84)	(103,955.92)

Retained earnings are the accumulated profits / (losses) earned by the Company till date, adjusted with impact of changes in accounting pronouncements and amount transferred from other comprehensive income, less transfer to general reserves, dividend (including applicable taxes) and other distributions made to the shareholders.

(v) Other comprehensive income - debt instruments through other comprehensive income (net of tax)

Particulars	For the year ended March 31, 2023	For the year ended March 31, 2022
Balance at the beginning of the year	-	-
Other comprehensive income - debt instruments through other comprehensive income (net of tax)	(4.64)	-
Balance at the end of the year	(4.64)	-

Debt instruments through other comprehensive income represents the cumulative gains (net of losses) arising on revaluation of debt instruments measured at fair value through other comprehensive income, net of amounts reclassified, if any, to profit or loss when those instruments are disposed of.

17. Financial liabilities

17.a. Borrowings

Particulars	As at March 31, 2023		As at March 31, 2022	
	Non-current	Current	Non-current	Current
Secured				
Term loans:				
Foreign currency term loan				
- From others	-	4,523.37	4,161.71	-
Working capital loans:				
From Banks:				
- Foreign currency loan	-	-	-	3,357.70
- Indian rupee loan	-	18,000.00	-	31,447.95
Total	-	22,523.37	4,161.71	34,805.65

Information about the Company's exposure to market and liquidity risks is included in Note 29.

Secured - Term loans

As at March 31, 2023

Particulars	Disclosed under	As at March 31, 2023	Interest rate*	Period of maturity from the reporting date
Foreign currency term loan - USD#	Financial liabilities - borrowings	4,523.37	USD LIBOR plus markup	15 months

*Markup is 275 basis points over 6 month USD LIBOR. The period of maturity from the date of origination is 143 months.

#The above mentioned loan is repayable in ten equal installments of USD 5.5 million between the period July 2023 - June 2024.

Notes forming part of the Standalone Financial Statements for the year ended March 31, 2023

(Rupees in millions, except for share data and if otherwise stated)

17.a. Borrowings (Contd..)

Foreign currency term loan is secured by way of assignment of rights, title, benefits and interests of the Company in respect to Buyer-furnished equipment ('BFE') installed or to be installed in the aircraft under BFE Security and Assignment Agreement. Moreover, the lender has a contractual right to buy certain aircraft to be delivered to the Company partially by utilising the pre-delivery payments under the agreement signed by Airbus S.A.S, lender and the Company.

There are no defaults as on reporting date in repayment of principal and interest.

As at March 31, 2022

Particulars	Disclosed under	As at March 31, 2022	Interest rate*	Period of maturity from the reporting date
Foreign currency term loan - USD#	Financial liabilities - borrowings	4,161.71	USD LIBOR plus markup	27 months

*Markup is 275 basis points over 6 month USD LIBOR. The period of maturity from the date of origination is 143 months.

#The above mentioned loan is repayable in ten equal installments of USD 5.5 million between the period July 2023 - June 2024.

Foreign currency term loan is secured by way of assignment of rights, title, benefits and interests of the Company in respect to Buyer-furnished equipment ('BFE') installed or to be installed in the aircraft under BFE Security and Assignment Agreement. Moreover, the lender has a contractual right to buy certain aircraft to be delivered to the Company partially by utilising the pre-delivery payments under the agreement signed by Airbus S.A.S, lender and the Company.

There are no defaults as on reporting date in repayment of principal and interest.

Secured - Working capital loans

As at March 31, 2023

Working capital loans are repayable in 6 to 10 days from the reporting date. These loans are drawn under banking facilities that are revolving in nature i.e., can be redrawn upon repayment.

Rate of interest on working capital loans is 8.20% per annum.

Working capital loans are secured through first pari passu charge by way of hypothecation on current assets (excluding cash and cash equivalents, bank balances and investments of the Company) and credit / debit card receivables of the Company (present and future) along with deposits with bank under lien.

There are no defaults as on reporting date in repayment of principal and interest.

The Company has been sanctioned working capital limits from banks during the year which in certain cases include security of current assets of the Company. As per the respective loan agreements, details / statement pertaining to such current assets may have to be provided on occurrence of certain events, however there are no such trigger event during the year ended March 31, 2023. Accordingly, the Company was not required to file any quarterly returns/statements in relation to such security with the respective banks.

As at March 31, 2022

Working capital loans are repayable in 4 to 19 days from the reporting date. These loans are drawn under banking facilities that are revolving in nature i.e., can be redrawn upon repayment.

Rate of interest on working capital loans ranges from 2.50% to 6.90% per annum.

Foreign currency loan is secured through first pari passu charge or subservient charge on current assets (excluding cash and cash equivalents, bank balances and investments of the Company) and deposits with banks under lien. A portion of Foreign currency loan is also secured through first pari passu charge on credit / debit card receivables of the Company (present and future).

Indian Rupee loan is secured through first pari passu charge by way of hypothecation on current assets (excluding cash and cash equivalents, bank balances and investments of the Company). A portion of Indian Rupee Loan is also secured by first pari passu charge on credit / debit card receivables of the company (present and future) and deposits with bank under lien.

There are no defaults as on reporting date in repayment of principal and interest.



Notes forming part of the Standalone Financial Statements for the year ended March 31, 2023

(Rupees in millions, except for share data and if otherwise stated)

17.a. Borrowings (Contd..)

The Company has been sanctioned working capital limits from banks during the year which in certain cases include security of current assets of the Company. As per the respective loan agreements, details / statement pertaining to such current assets may have to be provided on occurrence of certain events, however there are no such trigger event during the year ended March 31, 2022. Accordingly, the Company was not required to file any quarterly returns/statements in relation to such security with the respective banks.

17.b. Lease liabilities

Particulars	Rs at March 31, 2023		Rs at March 31, 2022	
	Non-current	Current	Non-current	Current
Lease liabilities*	3,22,246.09	103,772.67	2,50,586.59	79,224.42
Total	3,22,246.09	103,772.67	2,50,586.59	79,224.42

The Company's leased assets primarily consist of leases for aircraft and engines, equipment, leasehold land and buildings.

Interest expense on lease liabilities for the year is amounting to Rs. 26,376.26 (previous year Rs. 19,627.85) (including interest amounting to Rs. 36.61 (previous year Rs. 109.45) capitalised under capital work-in-progress). Refer to Note 26.

Certain lease liabilities amounting to Rs. 10,542.23 (previous year Rs. 13,155.50) are secured against the respective aircraft. Remaining lease liabilities are secured to the extent of letter of credits issued / deposits given to lessors.

The Company has recognised an expense of Rs. 3,258.40 (previous year Rs. 3,116.84) on account of short term leases which represents leased aircraft and engines. The portfolio of other short-term leases to which the Company is committed at the end of the reporting period is not materially different from the portfolio of other short term leases for which expense has been recognised during the year.

The Company has several lease contracts that include extension and termination options. The management has included termination options in determination of lease term for contracts having such option. Extension options have not been included in determination of lease term since the management is reasonably certain not to exercise these options. Potential cash flows in relation to such extension options cannot be ascertained since the cash outflow for the extended period will depend on the negotiations with the lessors in the event of exercising the extension options.

Under certain lease arrangements of aircraft and engines, the Company incurs variable payments towards maintenance of the aircraft which are disclosed under "Supplementary rentals and aircraft repair and maintenance (net)".

The Company has entered into sale and leaseback arrangements, for certain aircraft and engines owned and controlled by the Company, to increase its liquidity. The Company has recorded proceeds of Rs. 6,740.71 (previous year Rs. 6,006.43) (net) from the sale and leaseback arrangements as disclosed in the Standalone Cash Flow Statement. The profit on sale and leaseback arrangements is Rs. Nil (previous year Rs. 750.96) disclosed in Note 23.

Future cash outflows for leases not yet commenced amounts to Rs. 39,629.08 (previous year Rs. 64,435.43).

The maturity analysis of lease liabilities are disclosed in Note 29. Further, information about the Company's exposure to market risks is disclosed in Note 29.

*Includes lease liabilities with related parties amounting to Rs. 4,737.58 (previous year Rs. 5,093.61). Refer to Note 35.

17.c. Other financial liabilities

Particulars	Rs at March 31, 2023		Rs at March 31, 2022	
	Non-current	Current	Non-current	Current
Interest accrued but not due on borrowings	-	136.07	-	46.28
Supplementary rentals	42,974.68	22,253.80	21,540.98	31,728.64
Aircraft maintenance	35,836.42	3,511.21	11,552.02	5,153.16
Unclaimed dividend	-	0.51	-	0.51
Total	78,811.10	25,901.59	33,093.00	36,928.59

Information about the Company's exposure to market and liquidity risks is included in Note 29.

Notes forming part of the Standalone Financial Statements for the year ended March 31, 2023

(Rupees in millions, except for share data and if otherwise stated)

18. Provisions

Particulars	As at March 31, 2023		As at March 31, 2022	
	Non-current	Current	Non-current	Current
Provision for employee benefits				
- Provision for defined benefit plans (Refer to Note 33)	1,819.87	239.23	1,632.10	205.69
- Provision for other long term employee benefits	1,288.51	829.18	1,143.72	750.51
Others				
- Provision for maintenance, redelivery and overhaul cost (Refer to Note below)	9,924.03	1,807.25	2,886.56	6,627.68
Total	13,032.41	2,875.66	5,662.38	7,583.88

Provision for maintenance, redelivery and overhaul cost

The schedule of provision as required to be disclosed in compliance with Ind AS 37 on 'Provisions, Contingent Liabilities and Contingent Assets' is as under:

Particulars	For the year ended March 31, 2023	For the year ended March 31, 2022
Balance as at beginning of the year	9,514.24	17,850.79
Provisions created during the year*	7,523.11	14,794.19
Interest accretion on provisions during the year	405.42	340.57
Amounts utilised / adjusted during the year	(6,204.69)	(23,605.44)
Impact of exchange loss on restatement of opening provision	(444.14)	(310.01)
Impact of exchange loss on restatement of closing provision	937.34	444.14
Balance as at end of the year	11,731.28	9,514.24
Balance as at end of the year - Non-current	9,924.03	2,886.56
Balance as at end of the year - Current	1,807.25	6,627.68

*It includes:

- Provision for redelivery obligation: The Company has in its fleet, aircraft on lease. As contractually agreed under certain lease contracts, the aircraft have to be redelivered to the lessors at the end of the lease term under stipulated contractual return conditions. The redelivery obligations are determined by management based on historical trends and data, and are capitalised at the present value of expected outflow, where effect of the time value of money is material.
- Provision for overhaul expenses for certain aircraft held under lease are recorded at discounted value, where effect of the time value of money is material.
- Provision for engine maintenance which represents additional accrual, beyond supplementary rentals, for the estimated future costs of engine maintenance checks. These accruals are based on past trends for costs incurred on such events, future expected utilisation of engine, condition of the engine and expected maintenance interval and are recorded over the period of the next expected maintenance visit.

The measurement of the provision for redelivery and overhaul cost includes assumptions primarily relating to expected costs and discount rates commensurate with the expected obligation maturity schedules. An estimate is therefore made to ensure that the provision corresponds to the present value of the expected costs to be borne by the Company. Judgement is exercised by management given the long-term nature of assumptions that go into the determination of the provision. The assumption made in relation to the current year are consistent with those in the previous year.

Expected timing of resulting outflow of economic benefit is financial year 2023-24 to 2032-33 (previous year 2022-23 to 2031-32) and the Company calculates the provision using Discounted Cash Flow (DCF) method.

Sensitivity analysis for key assumptions used:

If expected cost differ by 10% from management's estimate, while holding all other assumptions constant, the provision for maintenance, redelivery and overhaul cost may increase / decrease by Rs. 984.94 (previous year by Rs. 802.38).

If expected discount rate differ by 1%, while holding all other assumptions constant, the provision for maintenance, redelivery and overhaul cost may increase by Rs 87.77 (previous year Rs. 28.39) or decrease by Rs. 93.17 (previous year by Rs. 38.86).

Notes forming part of the Standalone Financial Statements for the year ended March 31, 2023

(Rupees in millions, except for share data and if otherwise stated)

19. Trade payables

Particulars	As at March 31, 2023	As at March 31, 2022
Micro enterprises and small enterprises (Refer to Note below)	198.14	96.93
	198.14	96.93
Other than micro enterprises and small enterprises		
- Related parties (Refer to Note 35)	306.25	65.09
- Other trade payables	31,625.41	31,357.08
	31,931.66	31,422.17
Total	32,129.80	31,519.10

Trade payables ageing schedule

As at March 31, 2023

Particulars	Outstanding for following periods from due date of payment				Total
	Less than 1 year	1-2 years	2-3 years	More than 3 years	
Total outstanding dues of micro enterprises and small enterprises	197.73	0.41	-	-	198.14
Total outstanding dues other than micro enterprises and small enterprises	27,405.48	3,610.78	324.29	591.11	31,931.66
Disputed dues of micro enterprises and small enterprises	-	-	-	-	-
Disputed dues other than micro enterprises and small enterprises	-	0.64	0.02	18.03	18.69

As at March 31, 2022

Particulars	Outstanding for following periods from due date of payment				Total
	Less than 1 year	1-2 years	2-3 years	More than 3 years	
Total outstanding dues of micro enterprises and small enterprises	93.89	1.56	1.48	-	96.93
Total outstanding dues other than micro enterprises and small enterprises	29,849.67	974.29	261.31	336.90	31,422.17
Disputed dues of micro enterprises and small enterprises	-	-	-	-	-
Disputed dues other than micro enterprises and small enterprises	17.66	4.50	10.04	18.66	50.86

Information about the Company's exposure to market and liquidity risks is included in Note 29.

Dues to micro and small enterprises

Particulars	As at March 31, 2023	As at March 31, 2022
The amounts remaining unpaid to micro and small suppliers as at the end of the year		
- Principal	198.14	96.93
- Interest	0.09	0.04
The amount of interest paid by the buyer as per the Micro Small and Medium Enterprises Development Act, 2006 (MSMED Act, 2006)	-	-
The amounts of the payments made to micro and small suppliers beyond the appointed day during each accounting year	29.19	40.28
The amount of interest due and payable for the period of delay in making payment (which have been paid but beyond the appointed day during the year) but without adding the interest specified under MSMED Act, 2006	0.54	0.47
The amount of interest accrued and remaining unpaid at the end of each accounting year	0.63	0.51
The amount of further interest remaining due and payable even in the succeeding years, until such date when the interest dues as above are actually paid to the small enterprise for the purpose of disallowance as a deductible expenditure under the MSMED Act, 2006	-	-

Notes forming part of the Standalone Financial Statements for the year ended March 31, 2023

(Rupees in millions, except for share data and if otherwise stated)

20. Other liabilities

Particulars	As at March 31, 2023		As at March 31, 2022	
	Non-current	Current	Non-current	Current
Advances from sales agents	-	6,775.36	-	4,168.67
Forward sales	-	37,019.15	-	24,866.62
Employee related liabilities	315.21	2,167.60	114.89	1,196.10
Statutory dues	-	3,993.54	-	2,779.99
Others - amount received in advance	136.76	472.91	227.90	273.46
Total	451.97	50,428.56	342.79	33,284.84

Contract balances

Trade receivables are generally unsecured and are derived from revenue earned (including applicable taxes and airport levies) from customers, primarily located in India and certain parts of Middle East and South Asia. Trade receivables also includes credit / debit card receivables of the Company which are realisable within a period of 1 to 7 working days.

Contract liability is comprised of consideration from sale of tickets not yet flown, reported as forward sales disclosed under other current liabilities.

Particulars	As at March 31, 2023	As at March 31, 2022
Trade receivables (Refer to Note 12)	5,199.04	3,329.23
Forward sales (Refer to Note 20)	37,019.15	24,866.62

Revenue recognised from amount included in contract liabilities (forward sales) at the beginning of the year amounts to Rs. 19,255.31 (previous year Rs. 4,795.20) (excludes amount collected on behalf of third parties and amount refunded due to cancellations).

21. Tax expense

a. Amounts recognised in the Standalone Statement of Profit and Loss comprises :

Particulars	For the year ended March 31, 2023	For the year ended March 31, 2022
Current tax:		
- Current year	-	-
Deferred tax expense:		
Attributable to-		
Deferred tax charge / (credit) for current year	-	-
Total tax expense	-	-

Income tax recognised in other comprehensive income

Particulars	For the year ended March 31, 2023	For the year ended March 31, 2022
Remeasurements of defined benefit plans	97.24	29.65
Income tax relating to above mentioned item	-	-
Debt instruments through other comprehensive income	(4.64)	-
Income tax relating to above mentioned item	-	-
Total	92.60	29.65



Notes forming part of the Standalone Financial Statements for the year ended March 31, 2023

(Rupees in millions, except for share data and if otherwise stated)

21. Tax expense (Contd..)

b. Reconciliation of effective tax rate

Particulars	For the year ended March 31, 2023	For the year ended March 31, 2022
Loss before tax	(3,167.16)	(61,710.25)
Tax using the Company's domestic tax rate - 25.168% (previous year - 25.168%)	(797.11)	(15,531.24)
Tax effect of:		
Income not liable to tax	(6,488.31)	(5,873.38)
Additional deduction on employee stock option scheme expense	(29.46)	(37.63)
Deferred tax of previous year	(1,764.33)	14.13
Unabsorbed depreciation and carry forward of losses*	9,029.54	20,490.54
Capital gain on sale of depreciable assets	-	935.17
Others	49.67	2.41
Income tax expense	-	-

* Represents tax effect of unabsorbed depreciation and carry forward of losses on which deferred tax asset is not recognised.

c. Income tax assets and income tax liabilities:

Particulars	For the year ended March 31, 2023	For the year ended March 31, 2022
Income tax assets [net of current income tax liabilities Rs. 26,477.94 (previous year: Rs. 26,477.94)]*	10,862.88	6,946.33
Less: Current income tax liabilities [net of current income tax assets of Rs. 23.48 (previous year Rs. 23.48)]	30.76	30.76
Net income tax assets at the year end	10,832.12	6,915.57

* Includes Rs. 1,421.87 (previous year Rs. 1,150.00) paid under protest to Income Tax Authorities.

d. The tax effect of deferred tax assets and liabilities comprises of :

Particulars	As at March 31, 2023	As at March 31, 2022
Property, plant and equipment and intangible assets	(3,754.14)	(3,721.65)
Other non-current assets	20.71	20.71
Investments at fair value	(2,990.52)	(2,008.85)
Financial liabilities at amortised cost	1,174.06	(1,572.37)
Financial assets at amortised cost	1,494.77	1,987.50
Employee related provisions and liabilities	767.83	767.83
Other liabilities and provisions	(815.46)	35.19
Deferred incentives	3,065.66	3,065.66
Right of use assets and lease liabilities	4,510.62	4,510.62
Others	(524.09)	(135.20)
Deferred tax assets (net)	2,949.44	2,949.44

e. Movement in deferred tax assets / (liabilities) balances

Particulars	Net balance April 1, 2022	Recognised in profit or loss	Recognised in OCI	Net balance March 31, 2023
Property, plant and equipment and intangible assets	(3,721.65)	(32.49)	-	(3,754.14)
Other non-current assets	20.71	-	-	20.71
Investments at fair value	(2,008.86)	(981.66)	-	(2,990.52)
Financial liabilities at amortised cost	(1,572.37)	2,746.43	-	1,174.06
Financial assets at amortised cost	1,987.50	(492.73)	-	1,494.77
Employee related provisions and liabilities	767.83	-	-	767.83
Other liabilities and provisions	35.19	(850.65)	-	(815.46)
Deferred incentives	3,065.66	-	-	3,065.66
Right of use assets and lease liabilities	4,510.62	-	-	4,510.62
Others	(135.19)	(388.90)	-	(524.09)
Deferred tax assets (net)	2,949.44	-	-	2,949.44

Notes forming part of the Standalone Financial Statements for the year ended March 31, 2023

(Rupees in millions, except for share data and if otherwise stated)

21. Tax expense (Contd..)

Particulars	Net balance April 1, 2021	Recognised in profit or loss	Recognised in OCI	Net balance March 31, 2022
Property, plant and equipment and intangible assets	(3,561.46)	(160.19)	-	(3,721.65)
Other non-current assets	20.71	-	-	20.71
Investments at fair value	(1,919.16)	(89.70)	-	(2,008.86)
Financial liabilities at amortised cost	(1,219.51)	(352.86)	-	(1,572.37)
Financial assets at amortised cost	1,865.40	122.10	-	1,987.50
Employee related provisions and liabilities	750.87	16.96	-	767.83
Other liabilities and provisions	38.73	(3.54)	-	35.19
Unabsorbed depreciation and carry forward of losses	3,773.66	(3,773.66)	-	0.00
Deferred incentives	639.08	2,426.58	-	3,065.66
Right of use assets and lease liabilities	2,603.16	1,907.46	-	4,510.62
Others	(42.04)	(93.15)	-	(135.19)
Deferred tax assets (net)	2,949.44	-	-	2,949.44

The Company foresees future taxable profits in the subsequent years against which deferred tax asset as at March 31, 2023 will be utilised.

The Company has unabsorbed depreciation and carry forward losses which arose in India of Rs. 162,216.15 (previous year Rs. 88,774.97) that are available for offsetting against future taxable profits of the Company. Carry forward losses are available for a period of eight years immediately succeeding the year in which the loss is incurred. Unabsorbed depreciation can be carried forward indefinitely.

The temporary differences associated with investment in subsidiary for which a deferred tax liability has not been recognised amounts to Rs. 142.51 (previous year Rs. 118.87). The Company has determined that undistributed profits of its subsidiary will not be distributed in the foreseeable future.

22. Revenue from operations

Particulars	For the year ended March 31, 2023	For the year ended March 31, 2022
Sale of services		
- Passenger services	512,577.60	239,102.72
- Cargo services	15,837.01	14,974.65
Sale of products		
- In-flight sales (traded goods)	7,662.06	2,462.31
Other operating revenue		
- Incentives	476.04	476.04
- Subsidies received under various schemes	3,600.19	2,108.82
- Others*	4,311.63	184.73
Total	544,464.53	259,309.27

* Others includes claims received from original equipment manufacturer and income from advertisement.

Notes forming part of the Standalone Financial Statements for the year ended March 31, 2023

(Rupees in millions, except for share data and if otherwise stated)

23. Other income

Particulars	For the year ended March 31, 2023	For the year ended March 31, 2022
Interest income from bank deposits	2,695.53	675.25
Net gain on sale of current investments	517.69	448.76
Mark to market gain on current investments at fair value	4,050.52	1,875.56
Interest income from financial assets at amortised cost	1,957.78	1,344.13
Interest on income tax refund	172.89	-
Other non-operating income:		
- Profit on sale and leaseback of owned assets	-	750.96
- Profit on sale of property, plant and equipment [net of loss on sale of property, plant and equipment Rs. 1.96 (previous year Rs. 2.34)]	11.88	6.63
- Liabilities no longer required written back	23.05	13.74
- Miscellaneous income*	4,885.01	2,130.39
Total	14,314.35	7,245.42

* Miscellaneous income includes claims received from original equipment manufacturer and one-time registration fee from sales agents.

24. Changes in inventories of stock-in-trade

Particulars	For the year ended March 31, 2023	For the year ended March 31, 2022
In-flight purchases		
- Opening stock	107.19	90.42
- Closing stock	(119.63)	(107.19)
Net increase in stock-in-trade	(12.44)	(16.77)

25. Employee costs

Particulars	For the year ended March 31, 2023	For the year ended March 31, 2022
Salaries, wages and bonus (Refer to Note 38)	41,902.94	30,413.73
Contribution to provident and other funds (Refer to Note 33)	1,165.59	969.24
Staff welfare expenses	178.03	133.81
Total	43,246.56	31,516.78

26. Finance costs

Particulars	For the year ended March 31, 2023	For the year ended March 31, 2022
Interest expenses:		
- Interest on lease liabilities	26,339.65	19,518.40
- Interest on borrowings measured at amortised cost	434.36	470.46
- Interest accretion on provisions and other financial liabilities measured at amortised cost	4,292.89	3,321.21
- Interest others	132.32	90.87
Net loss on foreign currency transactions and translation to the extent regarded as borrowing cost*	118.09	179.21
Total	31,317.31	23,580.15

* Schedule III to the Companies Act, 2013 requires disclosure of exchange differences arising from foreign currency term loan to the extent that they are regarded as an adjustment to interest cost. The amount of Rs. 118.09 (previous year Rs. 179.21) representing this adjustment has been disclosed in the above note.

The remaining foreign exchange loss of Rs. 29,597.73 (previous year Rs. 9,408.38) has been disclosed under "Foreign exchange loss (net)".

Notes forming part of the Standalone Financial Statements

for the year ended March 31, 2023

(Rupees in millions, except for share data and if otherwise stated)

27. Depreciation and amortisation expense

Particulars	For the year ended March 31, 2023	For the year ended March 31, 2022
Depreciation:		
- Property, plant and equipment (Refer to Note 3)	2,253.54	2,704.03
- Right of use assets (Refer to Note 4)	48,627.39	47,782.44
Amortisation on intangible assets (Refer to Note 5)	131.44	192.00
Total	51,012.37	50,678.47

28. Other expenses

Particulars	For the year ended March 31, 2023	For the year ended March 31, 2022
Repairs and maintenance	1,851.44	1,381.90
Insurance		
- aircraft	1,005.49	752.52
- others	665.40	764.03
Ground handling charges	11,443.89	7,507.47
Reservation cost	2,159.87	1,383.09
Commission	6,843.33	2,672.66
Sales promotion and advertisement	879.05	586.63
In-flight and passenger cost	3,721.39	2,314.36
Crew accommodation and transportation	5,248.73	2,097.38
Operating cost of software	2,656.25	1,723.55
Training	999.27	435.30
Legal and professional	1,469.97	1,127.51
Auditor's remuneration:		
- Audit fees	11.45	10.38
- Limited reviews	8.70	9.58
- Other matters	0.30	0.65
- Reimbursement of expenses	1.08	0.47
Recruitment cost	79.47	19.77
Rent	1,049.48	880.75
Rates and taxes	1,160.13	710.01
Bank charges	359.51	279.14
Property, plant and equipment written off	198.92	153.72
Travelling and conveyance	1,348.04	706.74
Printing and stationery	404.81	249.37
Communication and information technology	141.05	100.90
Other operating cost	2,891.33	1,789.79
Advances written off	0.23	0.21
Bad debts written off	89.56	46.53
Impairment loss on trade receivables	67.75	0.33
Corporate social responsibility expenses (Refer to Note 37)	33.41	0.44
Sitting fees and commission	19.35	23.61
Miscellaneous expenses	467.25	352.31
Total	47,275.90	28,081.10



Notes forming part of the Standalone Financial Statements for the year ended March 31, 2023

(Rupees in millions, except for share data and if otherwise stated)

29. Fair value measurement and financial instruments

a. Financial instruments - by category and fair value hierarchy

The following table shows the carrying amounts and fair value of financial assets and financial liabilities, including their levels in the fair value hierarchy.

(i) As at March 31, 2023

Particulars	Note	Carrying value				Fair value measurement using		
		FVTPL	FVTOCI	Amortised Cost	Total	Level 1	Level 2	Level 3
Financial assets								
Non-current								
Investments**	8	0.68	-	-	0.68	-	-	0.68
Other financial assets	9							
Security deposits*		-	-	24,197.03	24,197.03	-	-	20,916.37
Current								
Investments	8							
Mutual funds		110,655.14	4,486.56	-	115,141.70	-	115,141.70	-
Other financial assets	9							
Security deposits*		-	-	7,090.62	7,090.62	-	-	7,034.20
TOTAL		110,655.82	4,486.56	31,287.65	146,430.03			
Financial liabilities								
Non-current								
Other financial liabilities								
Supplementary rentals***	17.c	-	-	42,974.68	42,974.68	-	-	38,923.20
Aircraft maintenance***	17.c	-	-	35,836.42	35,836.42	-	-	33,393.66
Current								
Other current financial liabilities								
Supplementary rentals***	17.c	-	-	22,253.80	22,253.80	-	-	21,359.80
Aircraft maintenance***	17.c	-	-	3,511.21	3,511.21	-	-	3,388.11
TOTAL		-	-	104,576.11	104,576.11			

(ii) As at March 31, 2022

Particulars	Note	Carrying value				Fair value measurement using		
		FVTPL	FVTOCI	Amortised Cost	Total	Level 1	Level 2	Level 3
Financial assets								
Non-current								
Investments**	8	0.12	-	-	0.12	-	-	0.12
Other financial assets	9							
Security deposits*		-	-	20,880.83	20,880.83	-	-	21,548.14
Current								
Investments	8							
Mutual funds		80,324.92	-	-	80,324.92	-	80,324.92	-
Other financial assets	9							
Security deposits*		-	-	471.66	471.66	-	-	470.58
TOTAL		80,325.04	-	21,352.49	101,677.53			

Notes forming part of the Standalone Financial Statements for the year ended March 31, 2023

(Rupees in millions, except for share data and if otherwise stated)

29. Fair value measurement and financial instruments (Contd..)

Particulars	Note	Carrying value				Fair value measurement using		
		FVTPL	FVTOCI	Amortised Cost	Total	Level 1	Level 2	Level 3
Financial liabilities								
Non-current								
Other financial liabilities								
Supplementary rentals***	17.c	-	-	21,540.98	21,540.98	-	-	21,400.50
Aircraft maintenance***	17.c	-	-	11,552.02	11,552.02	-	-	11,484.65
Current								
Other current financial liabilities								
Supplementary rentals***	17.c	-	-	31,728.64	31,728.64	-	-	31,752.12
Aircraft maintenance***	17.c	-	-	5,153.16	5,153.16	-	-	5,177.63
TOTAL		-	-	69,974.80	69,974.80			

* The fair values for security deposits forming part of other financial assets were calculated based on discounted cash flows using a current lending rate. They are classified as level 3 fair values in the fair value hierarchy due to the inclusion of unobservable inputs including counterparty credit risk.

** Non-current investments excludes investment in subsidiary which is carried at cost.

***The fair values of supplementary rentals and aircraft maintenance are based on discounted cash flows using a current borrowing rate. They are classified as level 3 fair values in the fair value hierarchy due to the use of unobservable inputs, including own credit risk.

There has been no transfers between Level 1, Level 2 and Level 3 for the year ended March 31, 2023 and March 31, 2022.

Other financial assets and financial liabilities

The carrying amounts of trade receivables, trade payables, short-term borrowings (including interest accrued but not due), current financial assets (excluding security deposits), cash and cash equivalents, bank balances other than cash and cash equivalents and unclaimed dividend approximates the fair values, due to their short-term nature.

Long term borrowings have been contracted at floating rate of interest, which resets at short intervals. Accordingly, the carrying value of such borrowings (including interest accrued but not due) approximates fair value as on the reporting date.

Non-current financial assets (excluding security deposits) represents bank deposits (due for maturity after twelve months from the reporting date) and interest accrued but not due on financial instruments, the carrying value of which approximates the fair values as on the reporting date.

Valuation technique used to determine fair value

Specific valuation techniques used to value financial instruments include:

- the use of NAV for mutual funds.
- the fair value of the remaining financial instruments is determined using discounted cash flow method.

Valuation processes

The finance department of the Company includes a team that performs the valuations of financial assets and liabilities required for financial reporting purposes, including level 3 fair values. This team reports directly to the Senior Management. Discussions on valuation and results are held between the Senior Management and valuation team at least once every quarter in line with the Company's quarterly reporting periods.

b. Financial risk management

The Company has exposure to the following risks arising from financial instruments:

- Credit risk ;
- Liquidity risk ;
- Market Risk - Foreign currency ; and
- Market Risk - Interest rate

Notes forming part of the Standalone Financial Statements for the year ended March 31, 2023

(Rupees in millions, except for share data and if otherwise stated)

29. Fair value measurement and financial instruments (Contd..)

Risk management framework

The Board of Directors of the Company has formed a Risk Management Committee to frame, implement and monitor the risk management plan for the Company. The committee is responsible for reviewing the risk management policies and ensuring its effectiveness.

The Company's risk management policies are established to identify and analyse the risks faced by the Company to set appropriate risks, limits and controls and to monitor risks and adherence to limits. Risk management policies are reviewed regularly to reflect changes in market conditions and the Company's activities.

The Risk Management Committee oversees how management monitors compliance with Company's risk management policies and procedures and reviews the adequacy of the risk management framework in relation to the risk faced by the Company.

(i) Credit risk

The maximum exposure to credit risks is represented by the total carrying amount of these financial assets in the Standalone Balance Sheet

Particulars	Rs at March 31, 2023	Rs at March 31, 2022
Investments		
Mutual funds	115,141.70	80,324.92
Trade receivables	5,199.04	3,329.23
Cash and cash equivalents	12,438.56	10,117.10
Bank balances other than cash and cash equivalents	105,667.16	91,048.12
Other financial assets	34,861.75	24,173.56

Credit risk is the risk of financial loss to the Company if a customer or counterparty to a financial instrument fails to meet its contractual obligations.

Credit risk on cash and cash equivalents and other bank balances is limited as the Company generally invests in deposits with financial institutions with high credit ratings assigned by credit rating agencies. Investments primarily include investment in debt based mutual fund units with low risk. Other financial assets majorly includes security deposits which primarily represents deposits given as pre delivery payments to aircraft manufacturers. Such deposits will be returned to the Company on deliveries of the aircraft by the aircraft manufacturers as per the contract. The credit risk associated with such security deposits is relatively low.

Trade receivables are generally unsecured and are derived from revenue earned (including applicable taxes and airport levies) from customers primarily located in India and certain parts of Middle East and South Asia. Trade receivables also includes credit / debit card receivables of the Company which are realisable within a period of 1 to 7 working days.

The Company monitors the economic environment in which it operates to manage its credit risk. The Company manages its credit risk through various measures including establishing credit limits and continuously monitoring credit worthiness of customers to whom it extends credit in the normal course of business.

The Company sells majority of its air transportation services against advances made by agents / customers and through online channels.

The Company uses expected credit loss model to assess the impairment loss or gain. The Company uses a provision matrix to compute the expected credit loss allowance for trade receivables. The provision matrix takes into account available internal credit risk factors such as the Company's historical experience for customers. Based on the business environment in which the Company operates, management considers that the trade receivables (other than receivables from government departments) are in default (credit impaired) if the payments are more than 90 days past due, however, the Company based upon past trends determine an impairment allowance for loss on receivables outstanding for more than 180 days past due.

Majority of trade receivables are from domestic customers, which are fragmented and are not concentrated to individual customers. Trade receivables as at year end primarily includes Rs. 4,091.76 (previous year Rs. 2,199.81) relating to revenue generated from passenger services and Rs. 1,191.32 (previous year Rs. 1,209.00) relating to revenue generated from cargo services.

Notes forming part of the Standalone Financial Statements for the year ended March 31, 2023

(Rupees in millions, except for share data and if otherwise stated)

29. Fair value measurement and financial instruments (Contd..)

The Company's exposure to credit risk for trade receivables is as follows:

Particulars	Gross carrying amount	
	As at March 31, 2023	As at March 31, 2022
1-90 days past due *	4,725.45	3,165.95
91 to 180 days past due	262.63	92.40
More than 180 days past due #	295.00	150.46
Total	5,283.08	3,408.81

* The Company believes that the unimpaired amounts that are past due by more than 30 days are still collectible in full, based on historical payment behaviour.

The Company based upon past trends determine an impairment allowance for loss on receivables outstanding for more than 180 days past due. Receivables more than 180 days past due primarily comprises receivables from government departments, which are fully realisable based on historical payment behaviour and hence, no loss allowance has been recognised, and from agents for which the impairment allowance has already been recognised on specific credit risk factor.

The allowance for lifetime expected credit loss on customer balances for the year ended March 31, 2023 and March 31, 2022 is insignificant and hence the same has not been recognised. The reversal for lifetime expected credit loss on customer balances for the current year is Rs. Nil (previous year Rs. Nil.)

Movement in the allowance for impairment in respect of trade receivables

Particulars	For the year ended March 31, 2023	For the year ended March 31, 2022
Balance at the beginning of the year	79.58	79.26
Add: Impairment loss recognised	9.85	1.62
Less: Bad debts written off	5.39	1.30
Balance at the end of the year	84.04	79.58

(ii) Liquidity risk

Liquidity risk is the risk that the Company will encounter difficulty in meeting the obligations associated with its financial liabilities that are settled by delivering cash or another financial assets. The Company's approach to manage liquidity is to have sufficient liquidity to meet its liabilities when they are due, under both normal and stressed circumstances, without incurring unacceptable losses or risking damage to the Company's reputation.

The Company believes that its liquidity position, comprising of total cash, bank deposits and investments (including amounts under lien) of Rs. 233,513.31 as at March 31, 2023 (previous year Rs.181,499.35), anticipated future internally generated funds from operations, and its fully available, revolving undrawn fund and non fund based credit facilities will enable it to meet its future known obligations in the ordinary course of business. As of March 31, 2023, the Company had received revolving fund based credit line sanctions amounting to Rs. 58,805.30 (previous year Rs. 52,593.24), of which the Company has drawn Rs. 18,000.00 (previous year Rs. 34,805.65) and has undrawn revolving fund based credit facilities of Rs. 40,805.30 (previous year Rs. 17,787.59). Additionally, the Company also has undrawn non fund based credit facilities amounting to Rs. 77,016.20 (previous year Rs. 92,668.15). The Company does not believe a significant liquidity risk with regard to its lease liabilities as the assets are sufficient to meet the obligations related to lease liabilities as and when they fall due. In addition to this, the Company has unencumbered assets as well as access to adequate financing arrangements. Hence, in case a liquidity need were to arise, the Company believes it has sufficient means to meet its ongoing capital, operating, and other liquidity requirements. The Company will continue to consider various borrowing or leasing options to maximize liquidity and supplement cash requirements as necessary.

The Company's liquidity management process as monitored by management, includes the following:

- Day to day funding, managed by monitoring future cash flows to ensure that requirements can be met.
- Maintaining rolling forecasts of the Company's liquidity position on the basis of expected cash flows.
- Maintaining diversified credit lines.

Notes forming part of the Standalone Financial Statements for the year ended March 31, 2023

(Rupees in millions, except for share data and if otherwise stated)

29. Fair value measurement and financial instruments (Contd..)

Exposure to liquidity risk

The following are the remaining contractual maturities of financial liabilities at the reporting date. The contractual cash flow amounts are gross and undiscounted, and includes interest accrued but not due on borrowings.

As at March 31, 2023	Carrying amount	Contractual cash flows				Total
		Less than six months	Between six months and one year	Between one and five years	More than five years	
Borrowings	22,523.37	19,357.01	3,166.36	-	-	22,523.37
Lease liabilities	426,018.76	54,510.19	53,329.16	287,933.22	140,540.74	536,313.31
Interest accrued but not due on borrowings	136.07	136.07	-	-	-	136.07
Supplementary rentals*	65,228.48	12,921.11	9,973.68	45,540.50	2,240.12	70,675.41
Aircraft maintenance	39,347.63	2,218.73	1,338.20	36,298.42	6,155.53	46,010.88
Trade payables	32,129.80	32,129.80	-	-	-	32,129.80
Unclaimed dividend	0.51	0.51	-	-	-	0.51
Total	585,384.62	121,273.42	67,807.40	369,772.14	148,936.39	707,789.35

As at March 31, 2022	Carrying amount	Contractual cash flows				Total
		Less than six months	Between six months and one year	Between one and five years	More than five years	
Borrowings	38,967.36	34,805.65	-	4,161.71	-	38,967.36
Lease liabilities	329,811.01	42,099.65	39,737.74	218,584.96	104,384.56	404,806.91
Interest accrued but not due on borrowings	46.28	46.28	-	-	-	46.28
Supplementary rentals*	53,269.62	30,185.43	2,058.11	23,469.24	1,815.71	57,528.49
Aircraft maintenance	16,705.18	1,550.86	3,807.38	11,353.25	1,887.57	18,599.06
Trade payables	31,519.10	31,519.10	-	-	-	31,519.10
Unclaimed dividend	0.51	0.51	-	-	-	0.51
Total	470,319.06	140,207.48	45,603.23	257,569.16	108,087.84	551,467.71

* Against payments for supplementary rentals amounting to Rs. 64,565.49 (previous year Rs. 52,928.55), the Company has issued letter of credit / standby letter of credit which are backed by deposits / mutual funds liened to financial institutions.

(iii) Market risk

Market risk is the risk that the future cash flows of a financial instrument will fluctuate because of changes in market prices. Market risk comprises two types of risks namely: currency risk and interest rate risk. The objective of market risk management is to manage and control market risk exposures within acceptable parameters, while optimising the return.

A. Interest rate risk

Interest rate risk is the risk that the future cash flows of a financial instrument will fluctuate because of changes in market interest rates. The Company's exposure to the risk of changes in market interest rates primarily relates to certain bank deposits, foreign currency term loan and certain lease liabilities carrying floating rate of interest.

Exposure to interest rate risk

The Company's interest rate risk arises from certain bank deposits, foreign currency term loan and certain lease liabilities carrying floating rate of interest. These deposits and obligations expose the Company to cash flow interest rate risk. The exposure of the Company to interest rate changes as reported to the management at the end of the reporting period are as follows:

Variable-rate instruments	As at March 31, 2023	As at March 31, 2022
Financial liabilities		
Foreign currency term loan- from others	4,523.37	4,161.71
Lease liabilities (previously classified as finance leases under erstwhile Ind AS)	10,542.23	13,155.50
Total	15,065.60	17,317.21

Notes forming part of the Standalone Financial Statements for the year ended March 31, 2023

(Rupees in millions, except for share data and if otherwise stated)

29. Fair value measurement and financial instruments (Contd..)

Variable-rate instruments	As at March 31, 2023	As at March 31, 2022
Financial assets		
Cash and cash equivalents		
- Balances with banks - On deposit accounts (with original maturity of three months or less)	1,237.22	2,732.94
Bank balances other than cash and cash equivalents - On deposit accounts	17,176.71	13,494.58
Total	18,413.93	16,227.52

Interest rate sensitivity analysis

A reasonably possible change of 0.50 % in interest rates at the reporting date affects the profit or loss by the amounts shown below. This analysis assumes that all other variables, in particular foreign currency exchange rates, remain constant.

Particulars	Standalone Statement of Profit and Loss	
	Increase by 0.50 %	Decrease by 0.50 %
Impact on profit / (loss) for the year ended March 31, 2023		
Change in interest on financial liabilities	(75.33)	75.33
Change in interest on financial assets	92.07	(92.07)
Impact on profit / (loss) for the year ended March 31, 2022		
Change in interest on financial liabilities	(86.59)	86.59
Change in interest on financial assets	81.14	(81.14)

Notes forming part of the Standalone Financial Statements for the year ended March 31, 2023

(Rupees in millions, except for share data and if otherwise stated)

29. Fair value measurement and financial instruments (Contd..)

B. Currency risk

Currency risk is the risk that the future cash flows of a financial instrument will fluctuate because of changes in foreign exchange rates. The Company is exposed to the effects of fluctuation in the prevailing foreign currency exchange rates on its financial position and cash flows. Exposure arises primarily due to exchange rate fluctuations between the functional currency and other currencies from the Company's operating, investing and financing activities.

Exposure to foreign currency risk

The summary of quantitative data about the Company's exposure to currency risk, as expressed in Indian Rupees, as at March 31, 2023 and March 31, 2022 are as below:

As at March 31, 2023

Particulars	USD	EUR	GBP	AED	NPR	OMR	SGD	THB	QAR	BDT	LKR	CHF	HKD	KWD	MVR	SAR	TRY	CNY	MVR	RUD	BHD	CFD	IDR	DKK
Financial assets																								
Trade receivables	1,044.74	7.65	8.73	161.64	25.01	24.43	34.94	0.54	271.02	388.41	60.45	0.19	2.57	98.43	12.10	294.85	1.88	24.76	-	0.67	34.12	0.43	0.01	0.28
Cash and cash equivalents	2,013.14	-	0.03	158.79	62.52	51.17	183.07	64.70	19.31	0.03	-	-	186.33	0.27	16.71	0.30	0.49	498.94	-	-	0.09	-	-	-
Bank balances other than cash and cash equivalents	85,505.95	-	-	-	-	-	-	-	-	-	-	-	-	-	-	-	-	-	-	-	-	-	-	-
Other financial assets	32,351.19	-	-	0.48	15.80	-	6.18	2.22	0.68	7.37	-	-	13.52	-	-	-	0.05	-	-	-	-	-	-	-
Total financial assets	120,915.02	7.65	8.76	320.91	103.33	75.60	224.19	67.46	291.01	395.81	60.45	0.19	202.42	98.70	28.81	295.15	2.42	523.70	-	0.67	34.21	0.43	0.01	0.28
Financial liabilities																								
Borrowings	4,523.37	-	-	-	-	-	-	-	-	-	-	-	-	-	-	-	-	-	-	-	-	-	-	-
Lease liabilities	418,558.54	-	-	-	-	-	-	-	-	-	-	-	-	-	-	-	-	-	-	-	-	-	-	-
Other financial liabilities	104,712.69	-	-	-	-	-	-	-	-	-	-	-	-	-	-	-	-	-	-	-	-	-	-	-
Trade payables	12,698.70	477.20	143.20	718.45	121.99	95.08	123.35	87.02	260.25	87.85	39.10	72.73	16.80	166.73	11.51	364.31	-	28.00	-	0.02	10.16	-	0.01	-
Total financial liabilities	540,493.30	477.20	143.20	718.45	121.99	95.08	123.35	87.02	260.25	87.85	39.10	72.73	16.80	166.73	11.51	364.31	-	28.00	-	0.02	10.16	-	0.01	-

As at March 31, 2022

Particulars	USD	EUR	GBP	AED	NPR	OMR	SGD	THB	QAR	BDT	LKR	CHF	HKD	KWD	MVR	SAR	TRY	CNY	MVR	RUD	BHD			
Financial assets																								
Trade receivables	42.51	-	2.42	149.36	12.79	22.13	9.91	5.81	449.86	78.46	29.68	-	1.85	55.17	0.56	167.24	0.01	0.08	-	-	-	-	-	-
Cash and cash equivalents	4,739.01	-	-	315.32	109.70	38.30	285.69	334.45	20.91	0.07	0.03	-	20.58	0.25	-	0.26	0.99	10.57	-	-	-	-	-	-
Bank balances other than cash and cash equivalents	65,378.42	-	-	-	-	-	-	-	-	-	-	-	-	-	-	-	-	-	-	-	-	-	-	-
Other financial assets	22,729.07	-	-	0.44	15.80	-	5.58	2.22	0.63	8.43	-	-	12.47	-	-	-	0.04	-	-	-	-	-	-	-
Total financial assets	92,889.01	-	2.42	465.12	138.29	60.43	301.18	342.48	471.40	86.96	29.71	-	34.90	55.42	0.56	167.50	1.04	10.65	-	-	-	-	-	-
Financial liabilities																								
Borrowings	7,519.42	-	-	-	-	-	-	-	-	-	-	-	-	-	-	-	-	-	-	-	-	-	-	-
Lease liabilities	324,266.84	-	-	-	-	-	-	-	-	-	-	-	-	-	-	-	-	-	-	-	-	-	-	-
Other financial liabilities	70,017.71	-	-	-	-	-	-	-	-	-	-	-	-	-	-	-	-	-	-	-	-	-	-	-
Trade payables	15,254.49	274.83	80.45	615.15	28.44	4.56	42.84	13.62	230.43	66.74	24.79	60.23	5.68	41.96	1.47	346.74	0.89	26.39	0.01	0.02	0.88	-	-	
Total financial liabilities	417,058.46	274.83	80.45	615.15	28.44	4.56	42.84	13.62	230.43	66.74	24.79	60.23	5.68	41.96	1.47	346.74	0.89	26.39	0.01	0.02	0.88	-	-	-

Notes forming part of the Standalone Financial Statements for the year ended March 31, 2023

(Rupees in millions, except for share data and if otherwise stated)

29. Fair value measurement and financial instruments (Contd..)

Sensitivity analysis

A reasonably possible strengthening / (weakening) of the Indian Rupee against below currencies as at March 31, 2023 and March 31, 2022 would have affected the measurement of financial instruments denominated in foreign currency and affected Standalone Statement of Profit and Loss by the amounts shown below. This analysis is performed on foreign currency denominated monetary financial assets and financial liabilities outstanding as at the year end. This analysis assumes that all other variables, in particular interest rates, remain constant and ignores any impact of forecast sales and purchases.

Particulars	Standalone Statement of Profit and Loss for the year ended March 31, 2023		Standalone Statement of Profit and Loss for the year ended March 31, 2022	
	Gain / (loss) on appreciation	Gain / (loss) on depreciation	Gain / (loss) on appreciation	Gain / (loss) on depreciation
1% depreciation / appreciation in Indian Rupees against following foreign currencies:				
AED	3.98	(3.98)	1.50	(1.50)
CHF	0.73	(0.73)	0.60	(0.60)
EUR	4.70	(4.70)	2.75	(2.75)
GBP	1.34	(1.34)	0.78	(0.78)
NPR	0.19	(0.19)	(1.10)	1.10
OMR	0.19	(0.19)	(0.56)	0.56
SGD	(1.01)	1.01	(2.58)	2.58
THB	0.20	(0.20)	(3.29)	3.29
QAR	(0.31)	0.31	(2.41)	2.41
LKR	(0.21)	0.21	(0.05)	0.05
BDT	(3.08)	3.08	(0.20)	0.20
USD*	4,195.78	(4,195.78)	3,241.69	(3,241.69)
HKD	(1.86)	1.86	(0.29)	0.29
KWD	0.68	(0.68)	(0.13)	0.13
MYR	(0.17)	0.17	0.01	(0.01)
SAR	0.69	(0.69)	1.79	(1.79)
TRY	(0.02)	0.02	(0.00)	0.00
CNY	(4.96)	4.96	0.16	(0.16)
MVR	-	-	0.00	(0.00)
CAD	(0.00)	0.00	-	-
IDR	(0.00)	0.00	-	-
DKK	(0.00)	0.00	-	-
AUD	(0.01)	0.01	0.00	(0.00)
BHD	(0.24)	0.24	0.01	(0.01)
Total	4,196.60	(4,196.60)	3,238.68	(3,238.68)

USD: United States Dollar, GBP: Great British Pound, AED: Arab Emirates Dirhams, NPR: Nepalese Rupees, OMR: Omani Rials, THB: Thai Baht, CHF: Swiss Franc, SGD: Singapore Dollar, EUR: Euro, QAR: Qatari Riyal, BDT: Bangladeshi Taka, LKR: Sri Lankan Rupee, HKD: Hong Kong Dollars, KWD: Kuwaiti Dinar, MYR: Malaysian Ringgit, SAR: Saudi Riyal, TRY: Turkish Lira, CNY: Chinese Yuan, MVR: Maldivian Rufiyaa, AUD: Australian Dollar, BHD: Bahraini Dinar, CAD: Canadian Dollar, IDR: Indonesian Rupiah, DKK: Danish Krone.

Amounts which are less than ten thousand are appearing as '0.00'.

* The sensitivity analysis to foreign currency risk includes an exposure to foreign exchange fluctuations on long term foreign currency loans that have been capitalised in the cost of the related right of use assets. 1% depreciation / appreciation in Indian Rupees against USD, affects the adjustment to right of use assets by Rs. 105.42 (previous year Rs. 131.56). It is expected to impact the Standalone Statement of Profit and Loss over the remaining life of the right of use assets as an adjustment to depreciation charge.

Notes forming part of the Standalone Financial Statements for the year ended March 31, 2023

(Rupees in millions, except for share data and if otherwise stated)

30. Capital management

The primary objective of the management of the Company's capital structure is to maintain an efficient mix of debt and equity in order to achieve a low cost of capital, while taking into account the desirability of retaining financial flexibility to pursue business opportunities and adequate access to liquidity to mitigate the effect of unforeseen events on cash flows.

The Board of directors regularly review the Company's capital structure in light of the economic conditions, business strategies and future commitments.

Management monitors the return on equity and debt equity ratio which has been disclosed in Note 43.

31. Contingent liabilities (to the extent not provided for)

The Company is a party to various taxation disputes and legal claims, which are not acknowledged as debts. Significant management judgement is required to ascertain that it is not probable that an outflow of resources embodying economic benefits will be required to settle the taxation disputes and legal claims.

(i) Income tax

The income tax authority has assessed the return of income of the Company up to Assessment Year ("AY") 2021-22 and has revised the taxable income for certain years on account of disallowance of certain expenses and in respect of the tax treatment of certain incentives received from the manufacturer in respect of acquisition of aircraft and engines. The Company has not yet received assessment orders for subsequent years.

The Company has received favourable order against such disallowances/additions from the Special Bench of Income Tax Appellate Tribunal ("ITAT") for AY 2012-13 and Divisional Bench of ITAT for certain years till AY 2015-16. However, the tax authority's appeal against the order of the Divisional Bench of ITAT for AY 2007-08, AY 2008-09 and AY 2009-10 and Special Bench of ITAT for AY 2012-13 is pending before the Hon'ble High Court.

The Company believes, based on legal advice from counsels, that the view taken by ITAT Special Bench and Divisional Bench is sustainable in higher courts and accordingly, no provision is required to be recorded in the books of account.

The tax exposure (excluding interest and penalty) for matters disallowed by income tax authorities up to AY 2021-22 i.e. the last year assessed, amounts to Rs. 19,244.53 (previous year Rs. 14,029.94) in case the incentives are held to be taxable. The above amount is net of Rs. 5,331.67 (previous year Rs. 5,331.67), which represents minimum alternate tax recoverable written off in the earlier years.

(ii) The Company is in legal proceedings for various disputed legal matters related to Customs, Octroi, Service Tax, Integrated Goods and Services Tax ('IGST') and Value Added Tax ('VAT'). The amounts involved in these proceedings, not acknowledged as debt, are:

- (1) Service Tax- Rs. 55.07 (previous year Rs. 144.71),
- (2) Value Added Tax - Rs. 30.92 (previous year Rs. 30.92),
- (3) Octroi - Rs. 74.39 (previous year Rs. 74.39) and
- (4) IGST on re-imports* - Rs. 12,638.46 (previous year Rs. 10,616.39).

The Company believes, based on advice from counsels/experts, that the views taken by authorities are not sustainable and accordingly, no provision is required to be recorded in the books of account.

*During the current year, the Company has paid Integrated Goods and Services Tax ("IGST") amounting to Rs. 2,022.07 (previous year Rs. 2,077.28) under protest, on re-import of repaired aircraft, aircraft engines and other certain aircraft parts, to Custom authorities and therefore as at March 31, 2023, cumulative amount paid under protest is Rs. 12,638.46 (previous year Rs. 10,616.39), against which appeals have been filed or to be filed before the Appellate authorities. In past, the Company had received favourable orders on this matter from the Customs Excise and Service Tax Appellate Tribunal ("CESTAT"), New Delhi. However, the Customs authorities filed an appeal before the Hon'ble Supreme Court of India against the above-mentioned CESTAT orders. The matter is yet to be decided by the Supreme Court and no stay on CESTAT orders has been granted by the Supreme Court till date. Further, the Customs authorities vide Customs amendment notification dated July 19, 2021 ("Amendment Notification") has amended earlier Customs exemption Notification to reiterate their position that IGST is applicable on re-import of goods after repair. Based on the advice received from the legal counsels, we continue to believe that, IGST is still not payable on such re-import of repaired aircraft, aircraft engines and other certain aircraft parts even after the above-mentioned Amendment Notification. During the current year, the Company has filed a Writ Petition before the Hon'ble High Court of Delhi challenging the constitutional validity of Amendment Notification. The matter is pending for disposal before the Hon'ble High Court of Delhi. Accordingly, the above amounts paid under protest till March 31, 2023 have been shown as recoverable.

Notes forming part of the Standalone Financial Statements for the year ended March 31, 2023

(Rupees in millions, except for share data and if otherwise stated)

31. Contingent liabilities (to the extent not provided for) (Contd..)

(iii) The Competition Commission of India ("CCI") passed an order dated November 17, 2015 against, inter alia, the Company, imposing a penalty of Rs. 637.40 on the Company on account of cartelization for determination of fuel surcharge included in the component of Cargo services. The Company filed an appeal against this order before the Competition Appellate Tribunal and it referred the matter back to the CCI for fresh adjudication. CCI passed a final order dated March 07, 2018 reducing the penalty amount on the Company to Rs. 94.50. The Company has filed an appeal before the National Company Law Appellate Tribunal ("NCLAT") against the order imposing penalty which is currently pending. The penalty imposed by CCI on the Company was stayed by NCLAT upon deposit of 10% of the penalty amount.

The Company based on legal advice from the external counsel, believes that the views taken by authorities are challengeable and accordingly, no provision is required to be recorded in the books of account at this stage.

(iv) In February 2019, Hon'ble Supreme Court of India in its judgement clarified the applicability of allowances that should be considered to measure obligations under Employees Provident Fund Act, 1952. There are interpretative challenges on the application of judgement retrospectively and as such the Company does not consider that there is any probable obligations for past periods. Accordingly, based on evaluation the Company has made a provision for provident fund contribution on prospective basis.

(v) Legal cases

As per the notification dated January 1, 2016, The Payment of Bonus (Amendment) Act, 2015 is applicable retrospectively w.e.f April 1, 2014. In view of the partial stay granted by Karnataka and Kerala High Court, the impact of this amendment for the period April 1, 2014 till March 31, 2015 amounting to Rs. 19.47 has not been acknowledged as debt.

(vi) Other legal proceedings for which the Company is contingently liable

The Company is party to various legal proceedings in the normal course of business and does not expect the outcome of these proceedings to have any adverse effect on the standalone financial statements and hence, no provision has been set-up against the same.

Notes:

Pending resolution of the respective proceedings, it is not practicable for the Company to estimate the timings of cash outflows, if any, in respect of the above as it is determinable only on receipt of judgements or decisions pending with various forums or authorities. Accordingly, the above mentioned contingent liabilities are disclosed at undiscounted amount.

32. Commitments

Particulars	As at March 31, 2023	As at March 31, 2022
Estimated amount of contracts remaining to be executed on capital account and other commitments, and not provided for in the books of account [net of advances Rs. 1,480.22 (previous year Rs. 322.07)]	3,062,277.42	2,942,248.20

As on the reporting date, the Company expects that the estimated realisable value of these assets will exceed the commitment value net of discounts, benefits and incentives which will accrue to the Company consequential to acquiring these assets.

33. Employee benefits

The Company contributes to the following post-employment benefit plans.

Defined contribution plan

The Company pays provident fund contributions to the appropriate government authorities at rate specified as per regulations.

An amount of Rs. 1,097.95 (previous year Rs. 917.54) has been recognised as an expense in respect of the Company's contribution to Provident Fund and the same has been deposited with the relevant authorities. It has been shown under employee costs in the Standalone Statement of Profit and Loss.



Notes forming part of the Standalone Financial Statements for the year ended March 31, 2023

(Rupees in millions, except for share data and if otherwise stated)

33. Employee benefits (Contd..)

Defined benefit plan

The Company operates gratuity plan wherein every employee is entitled to the benefit equivalent to 15 days of total basic salary last drawn for each completed year of service or part thereof in excess of six months. Vesting occurs upon completion of five years of service. Gratuity is payable to all eligible employees of the Company on retirement, separation, death or permanent disablement, in terms of the provisions of the Payment of Gratuity Act, 1972.

The following table sets out the status of the defined benefit plan as required under Ind-AS 19 - Employee Benefits:

(i) Changes in present value of defined benefit obligation:

Particulars	For the year ended March 31, 2023	For the year ended March 31, 2022
Present value of obligation at the beginning of the year	1,837.79	1,504.85
Gratuity cost charged to profit or loss		
Interest cost	131.69	102.47
Current service cost	336.10	316.56
Benefits paid	(149.24)	(56.44)
Remeasurement gains / (losses) charged to other comprehensive income		
Remeasurements - actuarial loss / (gain) from changes in demographic assumptions	(42.66)	(7.79)
Remeasurements - actuarial loss / (gain) from changes in financial assumptions	(50.89)	(51.78)
Remeasurements - actuarial loss / (gain) from experience adjustments	(3.69)	29.92
Present value of obligation at the end of the year	2,059.10	1,837.79

(ii) Assumptions:

Particulars	For the year ended March 31, 2023	For the year ended March 31, 2022
Economic assumptions		
Discount rate	7.31%	6.92%
Rate of increase in compensation levels	Non Crew : 10.75% Crew : 5.75%	Non Crew : 10.75% Crew : 5.75%
Demographic assumptions:		
Retirement age	Pilot : 65 years Cabin Crew : 40 years	Pilot : 65 years Cabin Crew : 40 years
Mortality table	Non Crew : 60 years IAM (2012-14) Ultimate	Non Crew : 60 years IAM (2012-14) Ultimate
Withdrawal	Crew: 8% Non Crew: 18%	Crew: 10% Non Crew: 16%

Assumptions regarding future mortality have been based on published statistics and mortality tables.

(iii) Sensitivity analysis

Defined benefit obligation

Change in assumptions	As at March 31, 2023		As at March 31, 2022	
	Increase by 1%	Decrease by 1%	Increase by 1%	Decrease by 1%
Increase / (decrease) in obligation with 1% movement in discount rate	(119.89)	135.58	(107.13)	120.96
Increase / (decrease) in obligation with 1% movement in future rate in compensation levels	127.31	(116.94)	131.68	(121.62)
Increase / (decrease) in obligation with 1% movement in withdrawal rate	(49.92)	46.35	(46.17)	52.65

Notes forming part of the Standalone Financial Statements for the year ended March 31, 2023

(Rupees in millions, except for share data and if otherwise stated)

33. Employee benefits (Contd..)

The sensitivity analysis is based on a change in above assumption while holding all other assumptions constant. The changes in some of the assumptions may be correlated. When calculating the sensitivity of the defined benefit obligation to significant actuarial assumptions, the same method (present value of the defined benefit obligation calculated with the projected unit credit method at the end of the reporting year) has been applied, as has been applied when calculating the provision for defined benefit plan recognised in the Standalone Balance Sheet.

The method and types of assumptions used in preparing the sensitivity analysis did not change compared to the previous years.

Risk exposure:

The defined benefit plan is exposed to a number of risks, the most significant of which are detailed below:

Change in discount rates: A decrease in discount yield will increase plan liabilities.

Mortality table: The gratuity plan obligations are to provide benefits for the life of the member, so increase in life expectancy will result in an increase in plan liabilities.

(iv) The expected maturity analysis of undiscounted defined benefit liability is as follows:

Particulars	Less than a year	Between 1 - 2 years	Between 2 - 5 years	Over 5 years	Total
As at March 31, 2023	247.82	256.87	729.58	977.53	2,211.80
As at March 31, 2022	212.69	216.05	648.27	909.33	1,986.34

(v) Bifurcation of provision for defined benefit plan at the end of year:

Particulars	As at March 31, 2023	As at March 31, 2022
Provision for defined benefit plans		
- Current	239.23	205.69
- Non-current	1,819.87	1,632.10
Total	2,059.10	1,837.79

34. Segment reporting

Based on the "management approach" as defined in Ind AS 108 - Operating Segments, the Chief Operating Decision Maker ('CODM') evaluates the Company's performance at an overall company level as one segment i.e. 'air transportation services' based on the nature of operations, the risks and rewards and the nature of the regulatory environment across the Company's network and the interchangeability of use of assets across the network routes of the Company.

Segment wise information for the year ended March 31, 2023 and March 31, 2022 are as follows:

Information about services - Income

Particulars	For the year ended March 31, 2023	For the year ended March 31, 2022
a. Air transportation services	544,464.53	259,309.27
b. Other income	14,314.35	7,245.42
Total	558,778.88	266,554.69

Information about geographical areas - Income

Particulars	For the year ended March 31, 2023	For the year ended March 31, 2022
a. Air transportation services		
I. Domestic	427,959.76	212,964.64
II. International	116,504.77	46,344.63
b. Other income	14,314.35	7,245.42
Total	558,778.88	266,554.69



Notes forming part of the Standalone Financial Statements for the year ended March 31, 2023

(Rupees in millions, except for share data and if otherwise stated)

34. Segment reporting (Contd..)

Revenue from air transportation services is directly attributed to domestic and international operations or are attributed on a reasonable basis. Other income is not allocated as the underlying assets / liabilities / services are used interchangeably.

Non-current assets, other than financial instruments, deferred tax assets (net) and income tax assets (net), primarily comprises of right of use assets, property, plant and equipment and other non-current assets which cannot be bifurcated between domestic and international locations, as such assets are used interchangeably. Accordingly, the same has not been bifurcated between domestic and international locations.

No single external customer amounts to 10% or more of the Company's revenue. Accordingly, information about major customer is not provided.

35. Related party disclosures

a. List of related parties and nature of relationship where control exists:

(i) Subsidiaries

Agile Airport Services Private Limited (wholly owned subsidiary)

b. List of related parties and nature of relationship with whom transactions have taken place during the current / previous year

(i) Entity / person with direct or indirect significant influence over the Company

InterGlobe Enterprises Private Limited

Ms. Shobha Gangwal - Wife of Mr. Rakesh Gangwal

(ii) Subsidiaries

Agile Airport Services Private Limited (wholly owned subsidiary)

(iii) Key managerial personnel of the Company and their close family members

Mr. Rahul Bhatia - Managing Director (with effect from February 4, 2022, Non-Executive Director till February 3, 2022)

Ms. Rohini Bhatia - Non-Executive Director (till July 11, 2022)

Mr. Rakesh Gangwal - Non-Executive Director (till February 18, 2022)

Dr. Anupam Khanna - Independent Director (till March 26, 2022)

Ms. Pallavi Shardul Shroff - Independent Woman Director

Mr. Anil Parashar - Non-Executive Director

Mr. Meleveetil Damodaran - Non-Independent Non-Executive Director (with effect from July 16, 2022) (Independent Director and Chairman of the Board till May 3, 2022)

Mr. Ronojoy Dutta - Whole Time Director & Chief Executive Officer (till September 30, 2022)

Mr. Petrus Johannes Theodorus Elbers - Chief Executive Officer (with effect from September 6, 2022)

Mr. Gaurav M. Negi - Chief Financial Officer (with effect from March 29, 2022)

Mr. Jiten Chopra - Chief Financial Officer (till March 28, 2022)

Dr. Venkataramani Sumantran - Independent Director and Chairman of the Board (Independent Director till May 3, 2022)

Mr. Gregg Albert Saretzky - Non-Independent Non-Executive Director

Mr. Sanjay Gupta - Company Secretary and Chief Compliance Officer

Mr. Siddhant Gupta - Son of Mr. Sanjay Gupta (with effect from February 24, 2022)

Air Chief Marshal (Retd.) Birender Singh Dhanoa - Independent Non-Executive Director (with effect from May 27, 2022)

Mr. Vikram Singh Mehta - Independent Non-Executive Director (with effect from May 27, 2022)

Notes forming part of the Standalone Financial Statements for the year ended March 31, 2023

(Rupees in millions, except for share data and if otherwise stated)

35. Related party disclosures (Contd..)

- (iv) Other related parties - Entities which are joint ventures or subsidiaries or where control/ significant influence exists of parties as given in (a) or (b)(i), (b)(ii) and (b)(iii) above

InterGlobe Air Transport Limited
 InterGlobe Hotels Private Limited
 CAE Simulation Training Private Limited
 Caddie Hotels Private Limited
 InterGlobe Real Estate Ventures Private Limited
 InterGlobe Air Transport Limited W.L.L.
 InterGlobe Education Services Limited
 Shardul Amarchand Mangaldas & Co.
 InterGlobe Technology Quotient Private Limited
 Movin Express Private Limited (previously known as IRIS Transportation Services Private Limited)
 Juniper Hotels Private Limited

c. Transactions with related parties during the current / previous year:

S. No.	Particulars	For the year ended March 31, 2023	For the year ended March 31, 2022
(i)	Commission		
	InterGlobe Air Transport Limited	0.40	0.09
	InterGlobe Air Transport Limited W.L.L.*	121.42	96.64
	*The Company has received or due to receive remittances of Rs. 4,828.52 (previous year Rs. 5,429.55) for the sale of passenger tickets through the agent for which the above commission was paid or payable.		
(ii)	Crew accommodation and transportation		
	InterGlobe Hotels Private Limited	129.50	32.79
	Caddie Hotels Private Limited	37.74	18.18
	Juniper Hotels Private Limited	23.26	-
(iii)	Training		
	CAE Simulation Training Private Limited	462.22	155.46
(iv)	Repairs and maintenance		
	InterGlobe Real Estate Ventures Private Limited	17.94	16.44
(v)	Miscellaneous income		
	CAE Simulation Training Private Limited	2.09	-
	InterGlobe Education Services Limited	5.68	4.26
	Agile Airport Services Private Limited	23.89	16.26
(vi)	Reimbursement for expenses received		
	Agile Airport Services Private Limited	1.43	1.23
	InterGlobe Enterprises Private Limited	-	288.90
	Mr. Rakesh Gangwal	-	0.26
(vii)	Reimbursement for expenses paid		
	InterGlobe Air Transport Limited W.L.L.	16.59	11.62
	Agile Airport Services Private Limited	0.24	-
(viii)	Miscellaneous expenses		
	InterGlobe Real Estate Ventures Private Limited	11.31	9.98
(ix)	Compensation to key managerial personnel		
	Short-term employee benefits	320.05	110.45
	Post-employment benefits	4.55	4.52
	Share-based payment (Refer Note 38) **	123.51	121.14
	Other long-term benefits	7.25	4.83
	** Excludes a reversal of employee stock option scheme expense of Rs. 91.40 (previous year Rs. 14.81) during the year towards forfeiture of employee stock options granted.		

Notes forming part of the Standalone Financial Statements for the year ended March 31, 2023

(Rupees in millions, except for share data and if otherwise stated)

35. Related party disclosures (Contd..)

S. No.	Particulars	For the year ended March 31, 2023	For the year ended March 31, 2022
(x)	Sitting fees and commission***		
	Mr. Rahul Bhatia	-	0.90
	Ms. Rohini Bhatia	0.60	2.00
	Mr. Rakesh Gangwal	-	1.10
	Dr. Anupam Khanna	-	2.80
	Mr. Anil Parashar	4.00	4.60
	Mr. Meleveetil Damodaran	1.80	4.20
	Ms. Pallavi Shardul Shroff	2.40	2.10
	Mr. Gregg Albert Saretsky	1.60	1.80
	Mr. Venkataramani Sumantran	3.40	3.50
	Mr. Vikram Singh Mehta	1.90	-
	Air Chief Marshal (Retd.) Birender Singh Dhanoo	1.50	-
	*** Excludes applicable taxes		
(xi)	Ground handling charges		
	Agile Airport Services Private Limited#	5,064.04	3,691.04
	# Excluding applicable taxes		
(xii)	Security deposit paid		
	InterGlobe Real Estate Ventures Private Limited	-	2.41
	InterGlobe Enterprises Private Limited	1.30	2.61
(xiii)	Legal expenses		
	Shardul Amarchand Mangaldas & Co.	2.43	3.51
(xiv)	Professional fees		
	Mr. Gregg Albert Saretsky	67.20	9.86
(xv)	Employee costs		
	Mr. Siddhant Gupta	1.96	0.06
(xvi)	Cargo Income		
	Movin Express Private Limited (previously known as IRIS Transportation Services Private Limited)	40.34	-
(xvii)	Staff Welfare		
	InterGlobe Air Transport Limited	0.32	-
(xviii)	Purchase of property, plant and equipment		
	InterGlobe Enterprises Private Limited	2.71	-
(xix)	Depreciation under Ind AS 116****		
	CAE Simulation Training Private Limited	636.38	636.38
	InterGlobe Enterprises Private Limited	40.48	40.63
	InterGlobe Real Estate Ventures Private Limited	25.51	25.60
(xx)	Interest under Ind AS 116****		
	CAE Simulation Training Private Limited	285.40	298.52
	InterGlobe Enterprises Private Limited	25.01	27.58
	InterGlobe Real Estate Ventures Private Limited	15.18	16.88
	****Lease payments in respect of above parties for the year is amounting to Rs. 1,058.48 (previous year Rs. 824.76).		

d. Outstanding balances

S. No.	Particulars	As at March 31, 2023	As at March 31, 2022
(i)	Payables		
	InterGlobe Air Transport Limited	0.03	-
	InterGlobe Hotels Private Limited	67.91	10.79
	Caddie Hotels Private Limited	10.27	2.94
	Juniper Hotels Private Limited	9.66	-

Notes forming part of the Standalone Financial Statements for the year ended March 31, 2023

(Rupees in millions, except for share data and if otherwise stated)

35. Related party disclosures (Contd..)

S. No.	Particulars	As at March 31, 2023	As at March 31, 2022
	CAE Simulation Training Private Limited	135.02	22.51
	InterGlobe Real Estate Ventures Private Limited	0.70	0.70
	Agile Airport Services Private Limited	68.82	27.32
	Shardul Amarchand Mangaldas & Co.	2.24	0.82
	Mr. Gregg Albert Saretsky	11.60	-
	Key managerial personnel	79.10	79.72
(ii)	Investment in equity shares of subsidiary (Refer to Note 8)		
	Agile Airport Services Private Limited	1.10	1.10
(iii)	Receivables - (Including general sales agent (GSA))		
	Agile Airport Services Private Limited	-	2.15
	InterGlobe Education services Limited	-	0.02
	InterGlobe Air Transport Limited W.L.L	189.38	330.77
	InterGlobe Air Transport Limited	0.54	0.82
(iv)	Security deposits - Receivable		
	InterGlobe Real Estate Ventures Private Limited	27.61	27.61
	InterGlobe Enterprises Private Limited	29.97	28.67
(v)	Lease liabilities		
	CAE Simulation Training Private Limited	4,318.45	4,615.72
	InterGlobe Enterprises Private Limited	261.24	296.83
	InterGlobe Real Estate Ventures Private Limited	157.89	181.06

e. Terms and Conditions

All transactions with related parties are made on terms equivalent to those that prevail in arm's length transactions and within the ordinary course of business. Outstanding balances at the year end are unsecured and settlement occurs in cash. Transactions relating to dividend, subscriptions for new equity shares are on the same terms and conditions that are offered to other shareholders.

36. Earnings per share (EPS)

a. Profit / (loss) attributable to equity share holders

Particulars	For the year ended March 31, 2023	For the year ended March 31, 2022
(Loss) attributable to equity shareholders:		
(Loss) attributable to equity shareholders for basic earnings	(3,167.16)	(61,710.25)
(Loss) attributable to equity shareholders adjusted for the effect of dilution	(3,167.16)	(61,710.25)

b. Weighted average number of equity shares

Particulars	For the year ended March 31, 2023	For the year ended March 31, 2022
Weighted average number of equity shares		
- For basic earnings per share	385,401,771	385,083,479
Dilutive effect of stock options*	-	-
	385,401,771	385,083,479
Basic earnings per share (Rs.)	(8.22)	(160.25)
Diluted earnings per share (Rs.)	(8.22)	(160.25)
Nominal value per share (Rs.)	10	10

*1,278,510 (previous year 1,384,166) stock options granted to employees under the existing employee share option schemes have not been included in the calculation of diluted earnings per share as they are anti-dilutive.

Notes forming part of the Standalone Financial Statements for the year ended March 31, 2023

(Rupees in millions, except for share data and if otherwise stated)

37. Corporate social responsibility

Under Section 135 of the Companies Act, 2013, the Company is required to spend, in every financial year, at least 2% of the average net profits of the Company made during the three immediately preceding financial years on Corporate Social Responsibility (CSR), pursuant to its policy in this regard.

Particulars	For the year ended March 31, 2023	For the year ended March 31, 2022
a) Gross amount required to be spent by the Company during the year	-	-
b) Amount spent and paid during the year	33.41	0.44
Particulars of amount spent and paid during the year:		
(i) Construction/acquisition of any asset	-	-
(ii) On purposes other than (i) above	33.41	0.44
	33.41	0.44

c) Nature of CSR activities are mentioned below:

- (i) Women Empowerment
- (ii) Environment

38. Share-based payment arrangements

a. Description of share-based payment arrangements

InterGlobe Aviation Limited Employees Stock Option Scheme - 2015 (ESOS 2015 - II)

On June 23, 2015, the Board of Directors approved the InterGlobe Aviation Limited Employees Stock Option Scheme - 2015 (the "ESOS 2015 - II"), which was subsequently approved in the Extraordinary General Meeting held on June 25, 2015. ESOS 2015 - II, comprises 3,107,674 options, which are granted to eligible employees of the Company determined by Nomination and Remuneration Committee (formerly known as Compensation Committee), which are convertible into equivalent number of equity shares of Rs. 10 each as per the terms of the scheme. Upon vesting, the employees can acquire one common equity share of the Company for every option. The options were granted on the dates as mentioned in table below.

S No.	Grant Date	Number of Options	Exercise Price (Rs.)	Vesting Conditions	Vesting Period	Contractual period
(i)	30-Oct-15	1,514,587	765.00	Graded vesting to employees other than Whole Time Director and CEO of the Company, can be exercised within 4 years from the respective vesting dates.	4 years	5 years to 8 years
(ii)	23-Aug-18	100,000	1049.95	Graded vesting to employees other than Whole Time Director and CEO of the Company, can be exercised within 4 years from the respective vesting dates.	4 years	5 years to 8 years
(iii)	14-Feb-20	53,000	765.00	Graded vesting to employees other than Whole Time Director and CEO of the Company, can be exercised within 4 years from the respective vesting dates.	2 years	5 years to 6 years
(iv)	29-Jun-20	1,474,894	765.00	Graded vesting to employees other than Whole Time Director and CEO of the Company, can be exercised within 4 years from the respective vesting dates.*	4 years	5 years to 8 years
(v)	29-Jan-21	185,000	765.00	Graded vesting to erstwhile Whole Time Director and CEO of the Company, can be exercised within 4 years from the respective vesting dates.#	2.9 years	5 years to 6.9 years
(vi)	20-Dec-21	47,000	765.00	Graded vesting to employees other than Whole Time Director and CEO of the Company, can be exercised within 4 years from the respective vesting dates.	3 years	5 years to 7 years
(vii)	12-Jan-22	65,000	765.00	Graded vesting to employees other than Whole Time Director and CEO of the Company, can be exercised within 4 years from the respective vesting dates.	4 years	5 years to 8 years

Notes forming part of the Standalone Financial Statements

for the year ended March 31, 2023

(Rupees in millions, except for share data and if otherwise stated)

38. Share-based payment arrangements (Contd..)

S No.	Grant Date	Number of Options	Exercise Price (Rs.)	Vesting Conditions	Vesting Period	Contractual period
(viii)	4-Feb-22	6,080	765.00	Graded vesting to employees other than Whole Time Director and CEO of the Company, can be exercised within 4 years from the respective vesting dates.	3 years	5 years to 7 years
(ix)	18-May-22	38,600	765.00	Graded vesting to employees other than Whole Time Director and CEO of the Company, can be exercised within 4 years from the respective vesting dates.	5 years	5 years to 9 years
(x)	18-May-22	19,200	765.00	Graded vesting to employees other than Whole Time Director and CEO of the Company, can be exercised within 4 years from the respective vesting dates.	3 years	5 years to 7 years
(xi)	1-Oct-22	400,000	1,855.30	Graded vesting to CEO of the Company, can be exercised within 4 years from the respective vesting dates.	5 years	5 years to 9 years
(xii)	23-Mar-23	67,150	10.00	Subject to performance condition being met, the options granted to CEO of the Company, can be exercised within 4 years of vesting.	2.19 years	6.19 years

b. Measurement of fair values

The weighted average fair value of stock options as on grant date

Particulars	Method of Valuation	Weighted average fair value as on the grant date (Rs.)
ESOS 2015 - II		
- Employees other than Whole Time Director and CEO covered in a.(i) above	Black Scholes option pricing model	360-488
- Employees other than Whole Time Director and CEO covered in a.(ii) above	Black Scholes option pricing model	347-485
- Employees other than Whole Time Director and CEO covered in a.(iii) above	Black Scholes option pricing model	848-885
- Employees other than Whole Time Director and CEO covered in a.(iv) above*	Black Scholes option pricing model	519-627
- Erstwhile Whole Time Director and CEO covered in a.(v) above#	Black Scholes option pricing model	1,053-1,131
- Employees other than Whole Time Director and CEO covered in a.(vi) above	Black Scholes option pricing model	1,421-1,507
- Employees other than Whole Time Director and CEO covered in a.(vii) above	Black Scholes option pricing model	1,528-1,649
- Employees other than Whole Time Director and CEO covered in a.(viii) above	Black Scholes option pricing model	1,448-1,538
- Employees other than Whole Time Director and CEO covered in a.(ix) above	Black Scholes option pricing model	1,239-1,394
- Employees other than Whole Time Director and CEO covered in a.(x) above	Black Scholes option pricing model	1,239-1,394
- CEO covered in a.(xi) above	Black Scholes option pricing model	892-1,189
- CEO covered in a.(xii) above	Black Scholes option pricing model	1,899

Notes forming part of the Standalone Financial Statements for the year ended March 31, 2023

(Rupees in millions, except for share data and if otherwise stated)

38. Share-based payment arrangements (Contd..)

The inputs used in the measurement of grant date fair value are as follows:

Particulars	Share Price (Rs.)	Exercise Price (Rs.)	Expected Volatility	Expected Life (in years)	Expected Dividend	Risk free Interest Rate
ESOS 2015 - II						
- Employees other than Whole Time Director and CEO covered in a.(i) above	765.00	765.00	60.0% - 61.1%	3-6	0.00%	7.5%
- Employees other than Whole Time Director and CEO covered in a.(ii) above	1,049.95	1,049.95	15.0%	3-6	0.54%	7.5%
- Employees other than Whole Time Director and CEO covered in a.(iii) above	1,446.54	765.00	19.4%	3-4	0.45%	5.95% - 6.24%
- Employees other than Whole Time Director and CEO covered in a.(iv) above*	1,013.05	765.00	40.3%	3-6	0.29%	5.07% - 5.96%
- Erstwhile Whole Time Director and CEO covered in a.(v) above#	1,592.80	765.00	43.4%	3-5.45	0.29%	5.30% - 5.86%
- Employees other than Whole Time Director and CEO covered in a.(vi) above	1,967.22	765.00	41.3%	3-5.5	0.12%	5.77%-6.30%
- Employees other than Whole Time Director and CEO covered in a.(iii) above	2,067.37	765.00	42.7%	3-6	0.11%	6.03%-6.56%
- Employees other than Whole Time Director and CEO covered in a.(viii) above	1,980.32	765.00	42.6%	3-5	0.11%	6.16%-6.75%
- Employees other than Whole Time Director and CEO covered in a.(ix) above	1,727.43	765.00	43.5%	3-7	0.00%	7.11%-7.35%
- Employees other than Whole Time Director and CEO covered in a.(x) above	1,727.43	765.00	43.5%	3-5	0.00%	7.11%-7.21%
- CEO covered in a.(xi) above	1,845.06	1,855.30	42.9%	3-7	0.00%	7.29%-7.35%
- CEO covered in a.(xii) above	1,904.65	10.00	40.4%	4.19	0.00%	7.29%

During the year ended March 31, 2023, the Board of Directors had accepted resignation of Mr. Ronojoy Dutta from the post of Whole Time Director and CEO of the Company effective September 30, 2022.

* During the year ended March 31, 2022, the Board of Directors had accepted resignation of Mr. Jiten Chopra from the post of Chief Financial Officer of the Company effective March 28, 2022.

The Committee, upon a review of the remuneration structure for employees and with the desire to review and make a more market relevant compensation structure of the senior management, recommended to the Board to not proceed further with the grant of outstanding 78,158 stock options earlier approved by the Committee on February 4, 2022. The same has been approved by Board at its meeting held on February 2, 2023.

The risk-free interest rates are determined based on current yield to maturity of Government Bonds with 5-10 years residual maturity. Expected volatility calculation is based on historical daily closing stock prices of competitors / Company using standard deviation of daily change in stock price. The minimum life of stock option is the minimum period before which the options cannot be exercised and the maximum life is the period after which the options cannot be exercised. The expected life has been considered based on average sum of maximum life and minimum life and may not necessarily be indicative of exercise patterns that may occur. Dividend yield has been calculated taking into account expected rate of dividend on equity share price as on grant date basis past trends. For the measurement of grant date fair value certain market conditions were considered in the method of valuation.

c. Effect of employee stock option scheme on the Standalone Statement of Profit and Loss:

Particulars	For the year ended March 31, 2023	For the year ended March 31, 2022
Employee stock option scheme expense (included in salaries, wages and bonus)**	172.45	342.04
Total	172.45	342.04

** Includes a reversal of employee stock option scheme expense of Rs. 180.33 (previous year Rs. 38.63) towards forfeiture of employee stock options granted to certain employee[s].

Notes forming part of the Standalone Financial Statements for the year ended March 31, 2023

(Rupees in millions, except for share data and if otherwise stated)

38. Share-based payment arrangements (Contd..)

d. Reconciliation of outstanding share options

The number and weighted-average exercise prices of share options under the share option schemes were as follows:

Particulars	As at March 31, 2023		As at March 31, 2022	
	Number of options	Weighted average exercise price (Rs.)	Number of options	Weighted average exercise price (Rs.)
Options outstanding as at the beginning of the year	1,384,166	765.00	1,766,414	777.91
Add: Options granted during the year	531,030	1,490.80	112,000	765.00
Less: Options forfeited and expired during the year	344,316	765.00	149,519	831.70
Less: Options exercised during the year***	292,370	765.00	344,729	802.20
Options outstanding as at the year end	1,278,510	1,066.46	1,384,166	765.00

Particulars	As at March 31, 2023		As at March 31, 2022	
	Number of options	Range of exercise prices (Rs.)	Number of options	Range of exercise prices (Rs.)
Exercisable at the end of the year	79,972	765.00	111,339	765.00

Particulars	As at	As at
	March 31, 2023	March 31, 2022
Weighted average remaining life of options outstanding at the end of the year	5.48	5.28

***The weighted average share price at the date of exercise of options exercised during the year was Rs. 1,770.19 (previous year Rs. 1,838.07). Further, during the current year, certain employees have exercised their right to exercise employee stock options.

39. During the year ended March 31, 2023, following changes in the Management took place:

(a) Mr. Meleveetil Damodaran stepped down from the Board as the Chairman and Independent Non-Executive Director on May 3, 2022, on attaining the age of 75 years. The Board later on appointed him as Non Independent Director w.e.f. July 16, 2022, which was approved by the shareholders on August 26, 2022.

(b) Dr. Venkataramani Sumantran, Independent Non-Executive Director, was appointed as the Chairman of the Board effective May 4, 2022.

(c) Ms. Rohini Bhatia, Non-Independent Non-Executive Director, resigned from the Board with effect from July 11, 2022.

(d) Mr. Vikram Singh Mehta and Air Chief Marshal (Retd.) Birender Singh Dhanoa were appointed as an Independent Non-Executive Directors on the Board with effect from May 27, 2022 and the shareholders approved their appointment at their meeting held on August 26, 2022.

(e) Mr. Ronojoy Dutta stepped down as the Whole Time Director and Chief Executive Officer of the Company with effect from September 30, 2022. The Shareholders of the Company had approved, through Postal Ballot on September 29, 2022, payment of remuneration including full and final settlement and ex-gratia to Mr. Ronojoy Dutta, for the period from April 1, 2022 to September 30, 2022.

(f) Mr. Petrus Johannes Theodorus Elbers has joined as the Chief Executive Officer of the Company effective September 6, 2022.

40. The Company has established a comprehensive system of maintenance of information and documents that are required by the transfer pricing legislation under section 92-92F of the Income Tax Act, 1961. Since the law requires existence of such information and documentation to be contemporaneous in nature, the Company is in the process of updating the documentation for the international transactions entered into with the associated enterprises during the financial year and expects such records to be in existence latest by due date as required under the law. The management is of the opinion that its international transactions with the associated enterprises are at arm's length so that the aforesaid legislation will not have any impact on the financial statements, particularly on the amount of tax expense and that of provision for taxation.

Notes forming part of the Standalone Financial Statements for the year ended March 31, 2023

(Rupees in millions, except for share data and if otherwise stated)

41. No funds have been advanced or loaned or invested by the Company to or in any other person(s) or entity(ies), including foreign entities ("Intermediaries") with the understanding, that the Intermediary shall lend or invest in party identified by or on behalf of the Company (Ultimate Beneficiaries). The Company has not received any fund from any party(s) (Funding Party) with the understanding that the Company shall whether, directly or indirectly lend or invest in other persons or entities identified by or on behalf of the Funding Party ("Ultimate Beneficiaries") or provide any guarantee, security or the like on behalf of the Ultimate Beneficiaries.

42. Details of bank deposits, current investments, cash and cash equivalents and bank balances other than cash and cash equivalents

As at March 31, 2023

Particulars	Non lien	Under lien	Total
Bank deposits (due for maturity after twelve months from the reporting date) (Refer to Note 9)	15.79	250.10	265.89
Current investments (Refer to Note 8)	97,282.18	17,859.52	115,141.70
Cash and cash equivalents (Refer to Note 13)	12,438.05	0.51	12,438.56
Bank balance other than cash & cash equivalents (Refer to Note 14)	11,482.26	94,184.90	105,667.16
Total	121,218.28	112,295.03	233,513.31

As at March 31, 2022

Particulars	Non lien	Under lien	Total
Bank deposits (due for maturity after twelve months from the reporting date) (Refer to Note 9)	9.11	0.10	9.21
Current investments (Refer to Note 8)	64,011.36	16,313.56	80,324.92
Cash and cash equivalents (Refer to Note 13)	10,116.59	0.51	10,117.10
Bank balance other than cash & cash equivalents (Refer to Note 14)	2,718.60	88,329.52	91,048.12
Total	76,855.66	104,643.69	181,499.35

43. Ratio analysis and its elements

S. No.	Ratio	Explanation	Units	March 31, 2023	March 31, 2022	Reason for variance (where the change is more than 25%)
1	Current ratio	Current ratio has been computed as current assets divided by current liabilities.	Times	1.09	0.90	
2	Debt - equity ratio*	Debt - equity ratio has been computed as total debt divided by shareholder's equity. Total debt is defined as current and non current borrowings and lease liabilities. Shareholder's equity includes equity share capital and other equity.	Times	(7.12)	(6.11)	
3	Debt service coverage ratio	Debt service coverage ratio has been computed as earning for debt service divided by debt service. Earning for debt service represents net profit after tax after adjusting certain non cash items and interest expense. Debt service includes interest & lease payments and principal repayments as presented in standalone cash flow statement.	Times	0.56	0.10	Increase in earnings for debt service due to increase in net profit after tax after adjusting certain non cash items and interest expense, which has resulted in improvement in the ratio.
4	Return on equity (ROE)	ROE has been computed as net profits after tax divided by average shareholder's equity.	%	NA	NA	This ratio is non determinable due to negative net worth.

Notes forming part of the Standalone Financial Statements

for the year ended March 31, 2023

(Rupees in millions, except for share data and if otherwise stated)

43. Ratio analysis and its elements (Contd..)

S. No.	Ratio	Explanation	Units	March 31, 2023	March 31, 2022	Reason for variance (where the change is more than 25%)
5	Inventory turnover ratio**	Inventory turnover ratio has been computed as sale of in-flight products divided by average of opening and closing in-flight inventory.	Times	67.56	24.92	Sale of in-flight products has increased due to growth in passenger travel which has resulted in improvement in the ratio.
6	Trade receivables turnover ratio	Trade receivables turnover ratio has been computed as sale of services and products divided by average trade receivables.	Times	125.72	92.93	Revenue growth due to higher demand for air travel which has resulted in improvement in the ratio.
7	Trade payables turnover ratio	Trade payables turnover ratio has been computed as net purchases divided by average trade payables. Net purchases represents all the purchases for goods and services except employee costs, finance costs, depreciation and amortisation expense. Average trade payables is an average of trade payables, aircraft maintenance and supplementary rentals excluding supplementary rentals against which letter of credit has been issued by the Company.	Times	6.75	5.29	This ratio has increased due to increase in net purchases during the current year on account of increase in operations.
8	Net capital turnover ratio	Net capital turnover ratio has been computed as sale of services and products divided by working capital. Working capital is calculated as current assets minus current liabilities.	Times	47.49	(23.42)	Excess of current assets over current liabilities during the current year has led to increase in ratio.
9	Net profit ratio	Net profit ratio has been computed as net profit divided by sale of services and products.	%	(0.58%)	(24.05%)	Higher revenue with better management of operations and costs resulted in higher load factors and better yield leading to improvement of net profit ratio.
10	Return on capital employed (ROCE)***	ROCE has been computed as earnings before interest and taxes divided by capital employed where capital employed represents tangible net worth and total debt adjusted with deferred tax liability. Tangible net worth is calculated as total assets except intangible assets and intangible assets under development minus total liabilities.	%	4.28%	(14.65%)	Higher revenue with better management of operations and costs resulted in higher load factors and better yield leading to improvement of ROCE.



Notes forming part of the Standalone Financial Statements for the year ended March 31, 2023

(Rupees in millions, except for share data and if otherwise stated)

43. Ratio analysis and its elements (Contd..)

S. No.	Ratio	Explanation	Units	March 31, 2023	March 31, 2022	Reason for variance (where the change is more than 25%)
11	Return on investment	Return on investment has been computed as finance income divided by average investments. Finance income represents interest income from bank deposits, net gain on sale of current investments and mark to market gain on current investments. Average investments is an average of investments in bank deposits, cash and cash equivalents and current investments.	%	3.50%	1.64%	Higher yield on mutual funds and bank deposits during the current year has led to increase in ratio.

* Excluding lease liabilities of Rs. 426,018.76 as at March 31, 2023 and Rs. 329,811.01 as at March 31, 2022, the Debt-Equity ratio would have been (0.36) for March 31, 2023 and (0.65) for March 31, 2022.

** Inventories pertaining to stores, spares and loose tools have not been considered for the computation of the ratio as these are in the nature of consumables used for aircraft maintenance.

*** Excluding lease liabilities of Rs. 426,018.76 as at March 31, 2023 and Rs. 329,811.01 as at March 31, 2022, the ROCE would have been 22.84% for March 31, 2023 and 261.04% for March 31, 2022.

The calculation for above ratios (including restatement of prior year ratios, wherever necessary) is in accordance with formula prescribed by Guidance note on Schedule III issued by the Institute of Chartered Accountants of India.

The accompanying notes form an integral part of the standalone financial statements
As per our report of even date attached

For S.R. Batliboi & Co LLP
Chartered Accountants
ICAI Firm Registration No.: 301003E/€300005

For and on behalf of the Board of Directors of
InterGlobe Aviation Limited

per Sanjay Vij
Partner
Membership No. 095169

Venkataramani Sumantran
Chairman
DIN: 02153989

Anil Parashar
Director
DIN: 00055377

Petrus Johannes Theodorus Elbers
Chief Executive Officer

Gaurav M. Negi
Chief Financial Officer

Sanjay Gupta
Company Secretary and
Chief Compliance Officer

Place: Gurgaon
Date: May 18, 2023

Place: Gurgaon
Date: May 18, 2023

Independent Auditor's Report

To the Members of InterGlobe Aviation Limited

Report on the Audit of the Consolidated Financial Statements

Opinion

We have audited the accompanying consolidated financial statements of InterGlobe Aviation Limited (hereinafter referred to as "the Holding Company"), its subsidiary (the Holding Company and its subsidiary together referred to as "the Group") comprising of the consolidated Balance sheet as at March 31, 2023, the consolidated Statement of Profit and Loss, including other comprehensive income, the consolidated Cash Flow Statement and the consolidated Statement of Changes in Equity for the year then ended, and notes to the consolidated financial statements, including a summary of significant accounting policies and other explanatory information (hereinafter referred to as "the consolidated financial statements").

In our opinion and to the best of our information and according to the explanations given to us, the aforesaid consolidated financial statements give the information required by the Companies Act, 2013, as amended ("the Act") in the manner so required and give a true and fair view in conformity with the accounting principles generally accepted in India, of the consolidated state of affairs of the Group, as at March 31, 2023, their consolidated loss including other comprehensive income, their consolidated cash flows and the consolidated statement of changes in equity for the year ended on that date.

Basis for Opinion

We conducted our audit of the consolidated financial statements in accordance with the Standards on Auditing (SAs), as specified under section 143(10) of the Act. Our responsibilities under those Standards are further described in the 'Auditor's Responsibilities for the Audit of the Consolidated Financial Statements' section of our report. We are independent of the Group in accordance with the 'Code of Ethics' issued by the Institute of Chartered Accountants of India together with the ethical requirements that are relevant to our audit of the financial statements under the provisions of the Act and the Rules thereunder, and we have fulfilled our other ethical responsibilities in accordance with these requirements and the Code of Ethics. We believe that the audit evidence we have obtained is sufficient and appropriate to provide a basis for our audit opinion on the consolidated financial statements.

Key Audit Matters

Key audit matters are those matters that, in our professional judgment, were of most significance in our audit of the consolidated financial statements for the financial year ended March 31, 2023. These matters were addressed in the context of our audit of the consolidated financial statements as a whole, and in forming our opinion thereon, and we do not provide a separate opinion on these matters. For each matter below, our description of how our audit addressed the matter is provided in that context.

We have determined the matters described below to be the key audit matters to be communicated in our report. We have fulfilled the responsibilities described in the Auditor's responsibilities for the audit of the consolidated financial statements section of our report, including in relation to these matters. Accordingly, our audit included the performance of procedures designed to respond to our assessment of the risks of material misstatement of the consolidated financial statements. The results of audit procedures performed by us, including those procedures performed to address the matters below, provide the basis for our audit opinion on the accompanying consolidated financial statements.

Key audit matters	How our audit addressed the key audit matter
<p>Recognition of Passenger Revenue (refer note 22 to the consolidated financial statements)</p> <p>The Group recognises passenger revenue on flown basis i.e. when the service is rendered. Moreover, fees charged for cancellation of flight tickets is recognised as revenue on rendering of the said service. Further, the Group recognises revenue from unexercised rights of customers which are non-refundable in nature, based on past trends in proportion to the pattern of rights exercised by the customer.</p>	<p>Our procedures included, but were not limited to the following:</p> <ul style="list-style-type: none"> assessed that the revenue recognition policy is in line with Ind AS 115 'Revenue from Contracts with Customers'; involved our IT specialist to assist in assessing the design, implementation and operating effectiveness of management's general IT controls and key application controls over the Group's IT systems and third-party systems (assessed the assurance report, i.e., the SSAE 16 report and bridge letter, attesting the appropriateness and effectiveness of the internal control system

Key audit matters	How our audit addressed the key audit matter
<p>The determination of passenger revenue to be recognised for each flight requires complex IT systems and involves high volume of transactions.</p> <p>We identified revenue recognition as a key audit matter because passenger revenue is one of the Group's key performance indicators, it involves complicated IT systems that handle large volumes of transaction data and includes exchange of information with industry systems and partner airlines and the judgement required by management in determining the unexercised rights of passengers, all of which give rise to an inherent risk that revenue could be recorded in the incorrect period or at incorrect amount.</p>	<p>established by the service provider) which govern revenue recognition, and key manual internal controls over passenger revenue recognition, including controls related to estimation of trends in respect of unused tickets and testing of preventive controls over unauthorised override;</p> <ul style="list-style-type: none"> performed tests of details such as tested revenue and collection reconciliations of Group's records with reports generated from third party systems, tested manual journal entries posted into relevant revenue accounts in the sub-ledger and general ledger which met specified risk-based criteria; analysed the terms related to passenger tickets and obtained data supporting Group's historical expiry trend in respect of unused passenger tickets and tested a sample of ticket documents from the source data to ascertain timing of the recognition they were recorded and evaluated the judgements used in determining the timing of the recognition of revenue from unexercised rights of passengers; performed tests to verify that the timing of passenger revenue recognition was appropriate.
<p>Lease accounting, incentives, and corresponding tax implications (refer note 17.b to the consolidated financial statements)</p> <p>The Group operates certain new and used aircraft under lease arrangements.</p> <p>For determination of the appropriate lease accounting under Ind AS 116, basis classification of leases, sale and leaseback transactions, and corresponding tax treatment, the Group has considered the substance of the transaction rather than just the legal form including among other factors, treatment of receipt of non-refundable incentives in connection with acquisition of new aircrafts.</p> <p>We considered lease accounting, of aircraft and other leases (including the corresponding tax treatment), as a key audit matter due to significant judgement required in the assumptions and estimates used to determine the Right of Use (ROU) asset and lease liability, viz assessment of lease term (including modification terms), determination of appropriate incremental borrowing rate, treatment of non-refundable incentives received in connection with the acquisition of the aircrafts and other assets in ROU, componentisation of the ROU asset, and the tax treatment of incentives involves a significant degree of management judgement in interpreting the various relevant rules, regulations and practices.</p>	<p>Our audit procedures included but were not limited to:</p> <ul style="list-style-type: none"> tested that the Group's accounting policies are in compliance with requirements of Ind AS 116, including consideration of exemptions; assessed the design, implementation and operating effectiveness of management's key internal controls over process for identifying lease contracts, or contracts which contain leases, related incentives and accounting thereof; tested the completeness of the data in the aircraft lease master by validating the key terms of the aircraft acquisition and leases agreements (including modifications) and assessed management judgements used in determining the classification of leases; performed tests of details to examine the inputs used for determining right of use assets and lease liabilities related to lease contracts with underlying lease agreements including related incentives received and performed computation checks on the amount of lease liability and the right to use, tracing of the same to bank statements, credit notes, underlying contracts/ documents; assessed the inputs used for determination of the incremental borrowing rate including, assessment of lease term by reference to the underlying lease contracts and market data; engaged our internal tax specialists to assess Group's assumptions, critical judgements made by management on the tax treatment of incentives, which impacted their estimations of the provisions required for open tax assessments and for other years, basis the favourable ITAT special bench orders received by the Group, opinions given by third party tax advisors; assessed the disclosures in respect of the tax position in Note 31 to the consolidated financial statements.

Key audit matters	How our audit addressed the key audit matter
<p>Aircraft Maintenance Obligations (refer note 18 to the consolidated financial statements)</p> <p>The Group operates aircraft which are owned or held under lease arrangements and incurs liabilities for maintenance costs in respect of aircraft leased during the term of the lease.</p> <p>These arise from legal and contractual obligations relating to the condition of the aircraft when it is returned to the lessor.</p> <p>At each reporting date, the calculation of the maintenance provision includes a number of variable factors and assumptions including likely utilisation of the aircraft; the expected cost of the heavy maintenance check at the future date it is expected to occur; the condition of the aircraft engine, contractual return conditions.</p> <p>Given the involvement of inherent level of management judgement required as a result of the complex and subjective element around these variable factors and assumptions in order to quantify the provision amounts, we have identified this as a key audit matter.</p>	<p>Our audit procedures to assess aircraft maintenance provisions included but were not limited to the following:</p> <ul style="list-style-type: none"> • assessed the design, implementation and operating effectiveness of the management's internal controls over the maintenance process including accounting for maintenance provisions for aircraft held under operating leases; • assessed the provision recorded and key assumptions adopted by management in estimating the provisions and any changes therein, and reviewed the terms of the operating leases, compared assumptions to contract terms and the Group's maintenance cost experience; • obtained information about the utilisation pattern by reference to the expected future maintenance event dates from Group's appropriate personnel and assessed the consistency of the provisions with the engineering department's assessment of the condition of aircraft, based on underlying engine borescope inspections and results, analysis of historical flight hours, estimate of the cost of maintenance work to historic invoices; • assessed the provision by ensuring that all significant return condition obligations included in aircraft lease contracts have been considered; • performed sensitivity analysis around the key assumptions.

Information Other than the Financial Statements and Auditor's Report Thereon

The Holding Company's Board of Directors is responsible for the other information. The other information comprises the information included in the Annual report, but does not include the consolidated financial statements and our auditor's report thereon.

Our opinion on the consolidated financial statements does not cover the other information and we do not express any form of assurance conclusion thereon.

In connection with our audit of the consolidated financial statements, our responsibility is to read the other information and, in doing so, consider whether such other information is materially inconsistent with the consolidated financial statements or our knowledge obtained in the audit or otherwise appears to be materially misstated. If, based on the work we have performed, we conclude that there is a material misstatement of this other information, we are required to report that fact. We have nothing to report in this regard.

Responsibilities of Management and Those Charged with Governance for the Consolidated Financial Statements

The Holding Company's Board of Directors is responsible for the preparation and presentation of these consolidated financial statements in terms of the requirements of the Act that give a true and fair view of the consolidated financial position, consolidated financial performance including other comprehensive income, consolidated cash flows and consolidated statement of changes in equity of the Group in accordance with the accounting principles generally accepted in India, including the Indian Accounting Standards (Ind AS) specified under section 133 of the Act read with the Companies (Indian Accounting Standards) Rules, 2015, as amended. The respective Board of Directors of the companies included in the Group are responsible for maintenance of adequate accounting records in accordance with the provisions of the Act for safeguarding of the assets of the Group and for preventing and detecting frauds and other irregularities; selection and application of appropriate accounting policies; making judgments and estimates that are reasonable and prudent; and the design, implementation and maintenance of adequate internal financial controls, that were operating effectively for ensuring the accuracy and completeness of the accounting records, relevant to the preparation and presentation of the consolidated financial statements that give a true and fair view and are free from material misstatement, whether due to fraud or error, which have been used for the purpose of preparation of the consolidated financial statements by the Directors of the Holding Company, as aforesaid.

In preparing the consolidated financial statements, the respective Board of Directors of the companies included in the Group are responsible for assessing the ability of the Group to continue as a going concern, disclosing, as applicable, matters related to going concern and using the going concern basis of accounting unless management either intends to liquidate the Group or to cease operations, or has no realistic alternative but to do so.



Those respective Board of Directors of the companies included in the Group are also responsible for overseeing the financial reporting process of the Group.

Auditor's Responsibilities for the Audit of the Consolidated Financial Statements

Our objectives are to obtain reasonable assurance about whether the consolidated financial statements as a whole are free from material misstatement, whether due to fraud or error, and to issue an auditor's report that includes our opinion. Reasonable assurance is a high level of assurance, but is not a guarantee that an audit conducted in accordance with SFAs will always detect a material misstatement when it exists. Misstatements can arise from fraud or error and are considered material if, individually or in the aggregate, they could reasonably be expected to influence the economic decisions of users taken on the basis of these consolidated financial statements.

As part of an audit in accordance with SFAs, we exercise professional judgment and maintain professional skepticism throughout the audit. We also:

- Identify and assess the risks of material misstatement of the consolidated financial statements, whether due to fraud or error, design and perform audit procedures responsive to those risks, and obtain audit evidence that is sufficient and appropriate to provide a basis for our opinion. The risk of not detecting a material misstatement resulting from fraud is higher than for one resulting from error, as fraud may involve collusion, forgery, intentional omissions, misrepresentations, or the override of internal control.
- Obtain an understanding of internal control relevant to the audit in order to design audit procedures that are appropriate in the circumstances. Under section 143(3)(i) of the Act, we are also responsible for expressing our opinion on whether the Holding Company has adequate internal financial controls with reference to financial statements in place and the operating effectiveness of such controls.
- Evaluate the appropriateness of accounting policies used and the reasonableness of accounting estimates and related disclosures made by management.
- Conclude on the appropriateness of management's use of the going concern basis of accounting and, based on the audit evidence obtained, whether a material uncertainty exists related to events or conditions that may cast significant doubt on the ability of the Group to continue as a going concern. If we conclude that a material uncertainty exists, we are required to draw attention in our auditor's report to the related disclosures in the consolidated financial statements or, if such disclosures are inadequate, to modify our opinion. Our conclusions are based on the audit evidence obtained up to the date of our auditor's report. However, future events or conditions may cause the Group to cease to continue as a going concern.
- Evaluate the overall presentation, structure and content of the consolidated financial statements, including the disclosures, and whether the consolidated financial statements represent the underlying transactions and events in a manner that achieves fair presentation.
- Obtain sufficient appropriate audit evidence regarding the financial information of the entities or business activities within the Group of which we are the independent auditors, to express an opinion on the consolidated financial statements. We are responsible for the direction, supervision and performance of the audit of the financial statements of such entities included in the consolidated financial statements of which we are the independent auditors. We remain solely responsible for our audit opinion.

We communicate with those charged with governance of the Holding Company and such other entities included in the consolidated financial statements of which we are the independent auditors regarding, among other matters, the planned scope and timing of the audit and significant audit findings, including any significant deficiencies in internal control that we identify during our audit.

We also provide those charged with governance with a statement that we have complied with relevant ethical requirements regarding independence, and to communicate with them all relationships and other matters that may reasonably be thought to bear on our independence, and where applicable, related safeguards.

From the matters communicated with those charged with governance, we determine those matters that were of most significance in the audit of the consolidated financial statements for the financial year ended March 31, 2023 and are therefore the key audit matters. We describe these matters in our auditor's report unless law or regulation precludes public disclosure about the matter or when, in extremely rare circumstances, we determine that a matter should not be communicated in our report because the adverse consequences of doing so would reasonably be expected to outweigh the public interest benefits of such communication.

Report on Other Legal and Regulatory Requirements

1. As required by the Companies (Auditor's Report) Order, 2020 ("the Order"), issued by the Central Government of India in terms of sub-section (11) of section 143 of the Act, we give in the "Annexure 1" a statement on the matters specified in paragraph 3(xi) of the Order.
2. As required by Section 143(3) of the Act, we report, to the extent applicable, that:
 - (a) We have sought and obtained all the information and explanations which to the best of our knowledge and belief were necessary for the purposes of our audit of the aforesaid consolidated financial statements;
 - (b) In our opinion, proper books of account as required by law relating to preparation of the aforesaid consolidation of the financial statements have been kept so far as it appears from our examination of those books;
 - (c) The Consolidated Balance Sheet, the Consolidated Statement of Profit and Loss including the Statement of Other Comprehensive Income, the Consolidated Cash Flow Statement and Consolidated Statement of Changes in Equity dealt with by this Report are in agreement with the books of account maintained for the purpose of preparation of the consolidated financial statements;
 - (d) In our opinion, the aforesaid consolidated financial statements comply with the Accounting Standards specified under Section 133 of the Act, read with Companies (Indian Accounting Standards) Rules, 2015, as amended;
 - (e) On the basis of the written representations received from the directors of the Holding Company as on March 31, 2023 and taken on record by the Board of Directors of the Holding Company and the reports of the statutory auditors who are appointed under Section 139 of the Act of its subsidiary company incorporated in India, none of the directors of the Group are disqualified as on March 31, 2023 from being appointed as a director in terms of Section 164 (2) of the Act.
 - (f) With respect to the adequacy of the internal financial controls with reference to consolidated financial statements of the Holding Company and its subsidiary company, incorporated in India, and the operating effectiveness of such controls, refer to our separate Report in "Annexure 2" to this report;
 - (g) In our opinion, the managerial remuneration for the year ended March 31, 2023 has been paid / provided by the Company to its directors in accordance with the provisions of section 197 read with Schedule V to the Act;
 - (h) With respect to the other matters to be included in the Auditor's Report in accordance with Rule 11 of the Companies (Audit and Auditors) Rules, 2014, as amended, in our opinion and to the best of our information and according to the explanations given to us:
 - i. The consolidated financial statements disclose the impact of pending litigations on its consolidated financial position of the Group, in its consolidated financial statements – Refer Note 31 to the consolidated financial statements;
 - ii. The Group, did not have any material foreseeable losses in long-term contracts including derivative contracts during the year ended March 31, 2023;
 - iii. There were no amounts which were required to be transferred to the Investor Education and Protection Fund by the Holding Company and its subsidiary, incorporated in India during the year ended March 31, 2023;
 - iv.
 - a) The respective managements of the Holding Company and its subsidiary which is a company incorporated in India whose financial statements have been audited under the Act have represented to us that, to the best of its knowledge and belief, no funds have been advanced or loaned or invested (either from borrowed funds or share premium or any other sources or kind of funds) by the Holding Company or its subsidiary to or in any other person(s) or entity(ies), including foreign entities ("Intermediaries"), with the understanding, whether recorded in writing or otherwise, that the Intermediary shall, whether, directly or indirectly lend or invest in other persons or entities identified in any manner whatsoever by or on behalf of the respective Holding Company or its subsidiary ("Ultimate Beneficiaries") or provide any guarantee, security or the like on behalf of the Ultimate Beneficiaries;
 - b) The respective managements of the Holding Company and its subsidiary which is a company incorporated in India whose financial statements have been audited under the Act have represented to us that, to the best of its knowledge and belief, no funds (which are material either individually or in the aggregate) have been received by the respective Holding Company or its subsidiary from any person(s) or entity(ies), including foreign entities ("Funding Parties"), with the understanding, whether recorded in writing or otherwise, that the Holding Company or its subsidiary shall, whether, directly or indirectly, lend or invest in other persons or entities identified in any manner whatsoever by or on behalf of the Funding Party ("Ultimate Beneficiaries") or provide any guarantee, security or the like on behalf of the Ultimate Beneficiaries; and



- c) Based on the audit procedures that have been considered reasonable and appropriate in the circumstances, nothing has come to our or other auditor's notice that has caused us to believe that the representations under sub-clause (a) and (b) contain any material mis-statement.
- v. No dividend has been declared or paid during the year by the Holding company and subsidiary company.
- vi. As proviso to Rule 3(1) of the Companies (Accounts) Rules, 2014 is applicable only w.e.f. April 1, 2023 for the Holding Company, its subsidiaries, associate and companies incorporated in India, hence reporting under this clause is not applicable.

For S.R. Batliboi & Co. LLP

Chartered Accountants

ICAI Firm Registration Number: 301003E/€300005

per Sanjay Vij

Partner

Membership Number: 095169

UDIN: 23095169BGXZZE5638

Place of Signature: Gurugram

Date: May 18, 2023

Independent Auditor's Report (Contd..)

Annexure 1 referred to in paragraph 1 under the heading "Report on Other Legal and Regulatory Requirements" of our report of even date

Re: InterGlobe Aviation Limited ('the Company')

(xi) There are no qualifications or adverse remarks by the auditors in the Companies (Auditors Report) Order CARO reports of the company included in the consolidated financial statements. Accordingly, the requirement to report on clause 3(xi) of the Order is not applicable to the Holding Company.

For S.R. Batliboi & Co. LLP

Chartered Accountants

ICAI Firm Registration Number: 301003E/€300005

per Sanjay Vij

Partner

Membership Number: 095169

UDIN: 23095169BGXZZ€5638

Place of Signature: Gurugram

Date: May 18, 2023



Independent Auditor's Report (Contd..)

Annexure 2 referred in Paragraph 2(F) under the heading "Report on Other Legal and Regulatory Requirements" of our Report on the Consolidated Financial Statements of InterGlobe Aviation Limited

Report on the Internal Financial Controls under Clause (i) of Sub-section 3 of Section 143 of the Companies Act, 2013 ("the Act")

In conjunction with our audit of the consolidated financial statements of InterGlobe Aviation Limited (hereinafter referred to as the "Holding Company") as of and for the year ended March 31, 2023, we have audited the internal financial controls with reference to consolidated financial statements of the Holding Company and its subsidiary (the Holding Company and its subsidiary together referred to as "the Group").

Management's Responsibility for Internal Financial Controls

The Group's management is responsible for establishing and maintaining internal financial controls based on the internal control over financial reporting criteria established by the Group considering the essential components of internal control stated in the Guidance Note on Audit of Internal Financial Controls over Financial Reporting issued by the Institute of Chartered Accountants of India. These responsibilities include the design, implementation and maintenance of adequate internal financial controls that were operating effectively for ensuring the orderly and efficient conduct of its business, including adherence to the Group's policies, the safeguarding of its assets, the prevention and detection of frauds and errors, the accuracy and completeness of the accounting records, and the timely preparation of reliable financial information, as required under the Companies Act, 2013.

Auditor's Responsibility

Our responsibility is to express an opinion on the Group's internal financial controls over financial reporting with reference to consolidated financial statements based on our audit. We conducted our audit in accordance with the Guidance Note on Audit of Internal Financial Controls Over Financial Reporting (the "Guidance Note") and the Standards on Auditing as specified under section 143(10) of the Companies Act, 2013, to the extent applicable to an audit of internal financial controls and, both issued by the Institute of Chartered Accountants of India. Those Standards and the Guidance Note require that we comply with ethical requirements and plan and perform the audit to obtain reasonable assurance about whether adequate internal financial controls over financial reporting with reference to these financial statements was established and maintained and if such controls operated effectively in all material respects.

Our audit involves performing procedures to obtain audit evidence about the adequacy of the internal financial controls system over financial reporting and their operating effectiveness. Our audit of internal financial controls with reference to consolidated financial statements included obtaining an understanding of internal financial controls with reference to these consolidated financial statements, assessing the risk that a material weakness exists, and testing and evaluating the design and operating effectiveness of internal control based on the assessed risk. The procedures selected depend on the auditor's judgement, including the assessment of the risks of material misstatement of the financial statements, whether due to fraud or error.

We believe that the audit evidence we have obtained is sufficient and appropriate to provide a basis for our audit opinion on the Company's internal financial controls with reference to these consolidated financial statements.

Meaning of Internal Financial Controls With Reference to these Financial Statements

A Company's internal financial controls with reference to consolidated financial statements is a process designed to provide reasonable assurance regarding the reliability of financial reporting and the preparation of financial statements for external purposes in accordance with generally accepted accounting principles. A Company's internal financial controls with reference to consolidated financial statements includes those policies and procedures that (1) pertain to the maintenance of records that, in reasonable detail, accurately and fairly reflect the transactions and dispositions of the assets of the Company; (2) provide reasonable assurance that transactions are recorded as necessary to permit preparation of financial statements in accordance with generally accepted accounting principles, and that receipts and expenditures of the Company are being made only in accordance with authorisations of management and directors of the Company; and (3) provide reasonable assurance regarding prevention or timely detection of unauthorised acquisition, use, or disposition of the Company's assets that could have a material effect on the financial statements.

Independent Auditor's Report (Contd..)

Inherent Limitations of Internal Financial Controls With Reference to these Financial Statements

Because of the inherent limitations of internal financial controls with reference to consolidated financial statements, including the possibility of collusion or improper management override of controls, material misstatements due to error or fraud may occur and not be detected. Also, projections of any evaluation of the internal financial controls with reference to these consolidated financial statements to future periods are subject to the risk that the internal financial control with reference to these financial statements may become inadequate because of changes in conditions, or that the degree of compliance with the policies or procedures may deteriorate.

Opinion

In our opinion, the Group has, in all material respects, adequate internal financial controls with reference to consolidated financial statements and such internal financial controls with reference to consolidated financial statements were operating effectively as at March 31, 2023, based on the internal control over financial reporting criteria established by the Group considering the essential components of internal control stated in the Guidance Note issued by the ICAI.

For S.R. Batliboi & Co. LLP

Chartered Accountants

ICAI Firm Registration Number: 301003E/€300005

per Sanjay Vij

Partner

Membership Number: 095169

UDIN: 23095169BGXZZE5638

Place of Signature: Gurugram

Date: May 18, 2023



Consolidated Balance Sheet

as at March 31, 2023

(Rupees in millions, except for share data and if otherwise stated)

Particulars	Note	As at March 31, 2023	As at March 31, 2022
I. ASSETS			
Non-current assets			
a. Property, plant and equipment	3	11,111.69	8,239.53
b. Right of use assets	4	265,364.95	204,381.48
c. Capital work-in-progress	7	-	1,193.18
d. Intangible assets	5	107.27	215.62
e. Intangible assets under development	6	208.17	60.39
f. Financial assets			
(i) Investments	8	0.68	0.12
(ii) Other financial assets	9	24,499.66	20,911.22
g. Deferred tax assets (net)	21.d	2,949.44	2,949.44
h. Income tax assets (net)	21.c	10,997.87	7,119.22
i. Other non-current assets	10	14,971.32	12,266.99
Total non-current assets		330,211.05	257,337.19
Current assets			
a. Inventories	11	5,910.67	4,080.63
b. Financial assets			
(i) Investments	8	115,580.29	81,064.72
(ii) Trade receivables	12	5,199.04	3,329.23
(iii) Cash and cash equivalents	13	12,679.69	10,153.29
(iv) Bank balances other than cash and cash equivalents, above	14	105,717.16	91,048.12
(v) Other financial assets	9	10,397.67	3,281.10
c. Other current assets	10	6,002.62	9,331.70
Total current assets		261,487.14	202,288.79
TOTAL ASSETS		591,698.19	459,625.98
II. EQUITY AND LIABILITIES			
EQUITY			
a. Equity share capital	15	3,855.47	3,852.55
b. Other equity	16	(66,320.63)	(63,733.17)
Equity attributable to owners of the Company		(62,465.16)	(59,880.62)
c. Non-controlling interest		-	-
Total equity		(62,465.16)	(59,880.62)
LIABILITIES			
Non-current liabilities			
a. Financial liabilities			
(i) Borrowings	17.a	-	4,161.71
(ia) Lease liabilities	17.b	322,246.09	250,586.59
(ii) Other financial liabilities	17.c	78,811.10	33,093.00
b. Provisions	18	13,364.54	5,896.88
c. Other non-current liabilities	20	451.97	342.79
d. Deferred incentives		778.19	1,254.23
Total non-current liabilities		415,651.89	295,335.20
Current liabilities			
a. Financial liabilities			
(i) Borrowings	17.a	22,523.37	34,805.65
(ia) Lease liabilities	17.b	103,772.67	79,224.42
(ii) Trade payables	19	-	-
- total outstanding dues of micro enterprises and small enterprises		199.61	97.40
- total outstanding dues of creditors other than micro enterprises and small enterprises		31,890.28	31,420.80
(iii) Other financial liabilities	17.c	25,901.59	36,928.59
b. Provisions	18	2,896.50	7,602.76
c. Current tax liabilities (net)	21.c	30.76	30.76
d. Other current liabilities	20	50,820.64	33,584.98
e. Deferred incentives		476.04	476.04
Total current liabilities		238,511.46	224,171.40
TOTAL EQUITY AND LIABILITIES		591,698.19	459,625.98

The accompanying notes form an integral part of the consolidated financial statements

As per our report of even date attached

For S.R. Batliboi & Co LLP
Chartered Accountants
ICAI Firm Registration No.: 301003E/300005

per Sanjay Vij
Partner
Membership No. 095169

For and on behalf of the Board of Directors of
InterGlobe Aviation Limited

Venkataramani Sumantran
Chairman
DIN: 02153989

Petrus Johannes Theodorus Elbers
Chief Executive Officer

Anil Parashar
Director
DIN: 00055377

Gaurav M. Negi
Chief Financial Officer

Sanjay Gupta
Company Secretary and
Chief Compliance Officer

Place: Gurgaon
Date: May 18, 2023

Place: Gurgaon
Date: May 18, 2023

Consolidated Statement of Profit and Loss

for the year ended March 31, 2023

(Rupees in millions, except for share data and if otherwise stated)

Particulars	Note	For the year ended March 31, 2023	For the year ended March 31, 2022
Income			
Revenue from operations	22	544,464.53	259,309.27
Other income	23	14,349.65	7,255.98
Total income		558,814.18	266,565.25
Expenses			
Aircraft fuel expenses		236,460.17	96,952.36
Aircraft and engine rentals		3,258.40	3,116.84
Supplementary rentals and aircraft repair and maintenance (net)		80,449.60	60,897.84
Airport fees and charges		36,468.00	22,868.37
Purchase of stock-in-trade (In-flight)		2,872.44	1,181.42
Changes in inventories of stock-in-trade	24	(12.44)	(16.77)
Employee costs	25	47,947.52	34,864.43
Finance costs	26	31,317.31	23,580.15
Depreciation and amortisation expense	27	51,029.69	50,686.00
Foreign exchange loss (net)		29,597.73	9,408.38
Other expenses	28	42,469.61	24,563.07
Total expenses		561,858.03	328,102.09
Loss before tax		(3,043.85)	(61,536.84)
Tax expense	21.a		
Current tax		14.04	4.12
Deferred tax charge / (credit)		-	77.49
Total tax expense / (credit)		14.04	81.61
Loss for the year		(3,057.89)	(61,618.45)
Other comprehensive income	16.b		
Items that will not be reclassified to profit or loss			
- Remeasurements of defined benefit plans		81.88	10.65
- Income tax relating to above mentioned item		-	-
Items that will be reclassified to profit or loss			
- Debt instruments through other comprehensive income		(4.64)	-
- Income tax relating to above mentioned item		-	-
Other comprehensive income / (loss) for the year, net of tax		77.24	10.65
Total comprehensive income / (loss) for the year		(2,980.65)	(61,607.80)
Loss for the year attributable to	44		
- Owners of the Company		(3,057.89)	(61,618.45)
- Non-controlling interest		-	-
Other comprehensive income / (loss) for the year attributable to	44		
- Owners of the Company		77.24	10.65
- Non-controlling interest		-	-
Total comprehensive income / (loss) for the year attributable to	44		
- Owners of the Company		(2,980.65)	(61,607.80)
- Non-controlling interest		-	-
Earnings per equity share of face value of Rs. 10 each (previous year Rs. 10 each)	36		
Basic (Rs.)		(7.93)	(160.01)
Diluted (Rs.)		(7.93)	(160.01)

The accompanying notes form an integral part of the consolidated financial statements

As per our report of even date attached

For S.R. Batliboi & Co LLP

Chartered Accountants

ICAI Firm Registration No.: 301003E/E300005

per Sanjay Vij

Partner

Membership No. 095169

For and on behalf of the Board of Directors of
InterGlobe Aviation Limited

Venkataramani Sumantran

Chairman

DIN: 02153989

Petrus Johannes Theodorus Elbers

Chief Executive Officer

Anil Parashar

Director

DIN: 00055377

Gaurav M. Negi

Chief Financial Officer

Sanjay Gupta

Company Secretary and
Chief Compliance Officer

Place: Gurgaon

Date: May 18, 2023

Place: Gurgaon

Date: May 18, 2023



Consolidated Cash Flow Statement

for the year ended March 31, 2023

(Rupees in millions, except for share data and if otherwise stated)

Particulars	For the year ended March 31, 2023	For the year ended March 31, 2022
A. Cash flows from operating activities		
Loss before tax	(3,043.85)	(61,536.84)
Adjustments for:		
Depreciation and amortisation expense	51,029.69	50,686.00
Interest on lease liabilities	26,339.65	19,518.40
Unrealised foreign exchange loss (net)	30,035.37	7,886.01
Interest accretion on provisions and other financial liabilities measured at amortised cost	4,292.89	3,321.21
Mark to market gain on current investments at fair value	(4,061.78)	(1,891.31)
Interest income from bank deposits	(2,697.56)	(675.25)
Non cash incentives, claims and credits	(476.04)	(476.04)
Net gain on sale of current investments	(543.37)	(455.95)
Interest income from financial assets at amortised cost	(1,957.78)	(1,344.13)
Employee stock option scheme expense (included in salaries, wages and bonus)	172.45	342.04
Liabilities no longer required written back	(23.05)	(13.74)
Interest on borrowings measured at amortised cost	434.36	470.46
Property, plant and equipment written off	199.00	153.72
Profit on sale of property, plant and equipment (net)	(11.88)	(6.63)
Profit on sale and leaseback of owned assets	–	(750.96)
Bad debts written off	89.56	46.53
Impairment loss on trade receivables	67.75	0.33
Advances written off	0.23	0.21
Operating profit before working capital changes	99,845.64	15,274.06
Adjustments for:		
Increase in other financial assets and other assets	(5,089.59)	(4,666.10)
Increase in inventories	(1,830.04)	(916.45)
Increase in trade payables, other financial liabilities, other liabilities and provisions	40,291.18	14,393.47
Increase in trade receivables	(2,045.11)	(1,195.39)
Cash generated from operating activities	131,172.08	22,889.59
Income tax paid	(3,892.69)	(1,983.81)
Net cash generated from operating activities	127,279.39	20,905.78
B. Cash flows from investing activities		
Purchase of mutual funds / shares (Refer to Note 8)	(292,773.41)	(202,685.26)
Proceeds from sale of mutual funds / shares / fixed rate non-convertible debentures (Refer to Note 8)	262,858.35	197,361.86
Investment in deposits (Refer to Note 9 and 14)	(172,651.41)	(177,938.44)
Proceeds from maturity of deposits (Refer to Note 9 and 14)	159,316.71	194,766.58
Interest received	1,568.31	915.50
Proceeds from sale and leaseback of owned assets (net)	6,740.71	6,006.43
Purchase of property, plant and equipment and intangible assets (including capital advances)	(5,698.04)	(3,468.81)
Proceeds from sale of property, plant and equipment	43.90	66.65
Net cash (used in) / generated from investing activities	(40,594.88)	15,024.51
C. Cash flows from financing activities		
Repayment of lease liabilities (net of incentives)	(41,137.71)	(24,893.18)
Interest charges paid on lease liabilities	(26,339.65)	(19,518.40)
Proceeds from secured loans (Refer to Note 3 below)	98,332.44	152,358.54
Repayment of secured loans (Refer to Note 3 below)	(115,058.77)	(138,645.22)
Interest paid on secured loans	(344.57)	(456.71)
Securities premium received on account of issue of shares	220.74	273.10
Proceeds from issue of shares on exercise of stock options	2.92	3.45
Net cash used in financing activities	(84,324.60)	(30,878.42)
Net increase in cash and cash equivalents during the year (A+B+C)	2,359.91	5,051.87

Consolidated Cash Flow Statement

for the year ended March 31, 2023

(Rupees in millions, except for share data and if otherwise stated)

Particulars	For the year ended March 31, 2023	For the year ended March 31, 2022
Effect of exchange rate changes on cash and cash equivalents held in foreign currency	166.49	12.57
D. Cash and cash equivalents at the beginning of the year		
Cash on hand	9.95	6.46
Balances with banks:		
- On current accounts	3,635.89	1,353.50
- On deposit accounts (with original maturity of three months or less)	6,507.45	3,728.89
	10,153.29	5,088.85
E. Cash and cash equivalents as at the end of the year		
Cash on hand	8.07	9.95
Balances with banks:		
- On current accounts	6,513.15	3,635.89
- On deposit accounts (with original maturity of three months or less)	6,158.47	6,507.45
	12,679.69	10,153.29

Notes:

- The Consolidated Cash Flow Statement has been prepared in accordance with 'Indirect method' as set out in Ind AS - 7 - 'Statement of Cash Flows', as notified under Section 133 of the Companies Act, 2013.
- Cash and cash equivalents includes Rs. 3,255.89 (previous year Rs. 5,876.13) held in foreign currency which can be repatriated back by the Group subject to procedural compliances in local jurisdictions.
- Changes in liabilities arising from financing activities

Particulars	For the year ended March 31, 2023	For the year ended March 31, 2022
Opening balance of secured loans	38,967.36	25,056.23
Cash flows		
Repayment of secured loans	(115,058.77)	(138,645.22)
Proceeds from secured loans	98,332.44	152,358.54
Non-cash changes		
Foreign currency exchange fluctuations	282.34	197.81
Closing balance of secured loans	22,523.37	38,967.36

The accompanying notes form an integral part of the consolidated financial statements

As per our report of even date attached

For S.R. Batliboi & Co LLP

Chartered Accountants

ICAI Firm Registration No.: 301003E/300005

per Sanjay Vij

Partner

Membership No. 095169

For and on behalf of the Board of Directors of

InterGlobe Aviation Limited

Venkataramani Sumantran

Chairman

DIN: 02153989

Petrus Johannes Theodorus Elbers

Chief Executive Officer

Anil Parashar

Director

DIN: 00055377

Gaurav M. Negi

Chief Financial Officer

Sanjay Gupta

Company Secretary and
Chief Compliance Officer

Place: Gurgaon

Date: May 18, 2023

Place: Gurgaon

Date: May 18, 2023

Consolidated Statement of Changes in Equity

for the year ended March 31, 2023

(Rupees in millions, except for share data and if otherwise stated)

a. Equity share capital

Particulars	Note	For the year ended March 31, 2023		For the year ended March 31, 2022	
		Number of shares	Amount	Number of shares	Amount
Balance at the beginning of the year		385,254,729	3,852.55	384,910,000	3,849.10
Changes in equity share capital during the year:					
Issued during the year pursuant to exercise of employee stock options	38	292,370	2.92	344,729	3.45
Balance at the end of the year		385,547,099	3,855.47	385,254,729	3,852.55

b. Other equity

Particulars	Note	Equity component of compound financial instruments*	Reserves and surplus				Other comprehensive income - Debt instruments through other comprehensive income	Total equity attributable to owners of the Company
			Employee stock options outstanding account	Securities premium	General reserve	Retained earnings		
Balance as at April 1, 2022		58.79	485.58	38,817.01	389.07	(103,483.62)	-	(63,733.17)
Changes in other equity during the year ended March 31, 2023:								
Loss for the year		-	-	-	-	(3,057.89)	-	(3,057.89)
Other comprehensive income / (loss) for the year**	16.b.(iv) & (v)	-	-	-	-	81.88	(4.64)	77.24
Total comprehensive income / (loss) for the year						(2,976.01)	(4.64)	(2,980.65)
Premium received during the year on account of issue of shares on exercise of employee stock options	16.b.(ii)	-	-	220.74	-	-	-	220.74
Amount (utilised) / transfer for issue of shares on exercise of employee stock options	16.b.(ii)	-	(176.82)	176.82	-	-	-	-
Employee stock option scheme expense	38	-	172.45	-	-	-	-	172.45
Balance as at March 31, 2023		58.79	481.21	39,214.57	389.07	(106,459.63)	(4.64)	(66,320.63)

* Represents equity component of compound financial instruments (net of tax) 36,716 fully paid up 0.00% convertible preference shares of Rs.1,000 each. (Refer to Note 16.a.)

** Other comprehensive income / (loss) represents remeasurement of defined benefit plans (net of tax) and debt instruments through other comprehensive income (net of tax).

Consolidated Statement of Changes in Equity

for the year ended March 31, 2023

(Rupees in millions, except for share data and if otherwise stated)

b. Other equity (Contd..)

Particulars	Note	Equity component of compound financial instruments*	Reserves and surplus				Total equity attributable to owners of the Company
			Employee stock options outstanding account	Securities premium	General reserve	Retained earnings	
Balance as at April 1, 2021		58.79	350.24	38,337.21	389.07	(41,875.82)	(2,740.51)
Changes in other equity during the year ended March 31, 2022:							
Loss for the year		-	-	-	-	(61,618.45)	(61,618.45)
Other comprehensive income / (loss) for the year**	16.b.(iv)	-	-	-	-	10.65	10.65
Total comprehensive income / (loss) for the year						(61,607.80)	(61,607.80)
Premium received during the year on account of issue of shares on exercise of employee stock options	16.b.(ii)	-	-	273.10	-	-	273.10
Amount (utilised) / transfer for issue of shares on exercise of employee stock options	16.b.(ii)	-	(206.70)	206.70	-	-	-
Employee stock option scheme expense	38	-	342.04	-	-	-	342.04
Balance as at March 31, 2022		58.79	485.58	38,817.01	389.07	(103,483.62)	(63,733.17)

* Represents equity component of compound financial instruments (net of tax) 36,716 fully paid up 0.00% convertible preference shares of Rs.1,000 each. (Refer to Note 16.a.)

** Other comprehensive income / (loss) represents remeasurement of defined benefit plans (net of tax).

The accompanying notes form an integral part of the consolidated financial statements

As per our report of even date attached

For **S.R. Batliboi & Co LLP**

Chartered Accountants

ICAI Firm Registration No.: 301003E/€300005

per **Sanjay Vij**

Partner

Membership No. 095169

For and on behalf of the Board of Directors of

InterGlobe Aviation Limited

Venkataramani Sumantran

Chairman

DIN: 02153989

Anil Parashar

Director

DIN: 00055377

Petrus Johannes Theodorus Elbers

Chief Executive Officer

Gaurav M. Negi

Chief Financial Officer

Sanjay Gupta

Company Secretary and
Chief Compliance Officer

Place: Gurgaon

Date: May 18, 2023

Place: Gurgaon

Date: May 18, 2023



Notes forming part of the Consolidated Financial Statements for the year ended March 31, 2023

(Rupees in millions, except for share data and if otherwise stated)

1. Company Information / Overview

InterGlobe Aviation Limited (the "Company") is a public limited company domiciled in India. The Company was incorporated on January 13, 2004 as a private limited company in India under the provisions of the Companies Act applicable in India. Subsequently, the Company changed its legal status from a private company to a public company on August 11, 2006. The Company's registered office is at Upper Ground Floor, Thapar House, Gate No. 2, Western Wing, 124 Janpath, New Delhi - 110 001, India. The shares were listed on National Stock Exchange of India Limited (NSE) and BSE Limited (BSE) on November 10, 2015. The Company is in the low cost carrier (LCC) segment of the airline industry in India.

The subsidiary of the Company, i.e. Agile Airport Services Private Limited ("Agile") has been incorporated on February 14, 2017.

InterGlobe Aviation Limited together with its subsidiary is hereinafter referred to as the "Group". The activities of the Group comprises of air transportation and pre-flight and post flight ground handling operations which includes passenger and cargo services and providing related allied services such as in-flight sales, business of ground handling and other allied services at the airports.

2.a Basis of preparation

(i) Statement of compliance

The consolidated financial statements of the Group have been prepared in accordance with Indian Accounting Standards (Ind AS) notified under the Companies (Indian Accounting Standards) Rules, 2015 (as amended from time to time) and presentation requirements of Division II of Schedule III to the Companies Act, 2013, (Ind AS compliant Schedule III), as applicable to the consolidated financial statements. The consolidated financial statements are prepared on accrual and going concern basis.

The consolidated financial statements were authorised for issue by the Board of Directors of the Company on May 18, 2023.

(ii) Basis of measurement

The consolidated financial statements have been prepared on the historical cost basis except certain financial assets and liabilities that are measured at fair value or amortised cost.

(iii) Critical accounting estimates and judgements

In preparing these consolidated financial statements, management has made judgements, estimates and assumptions that affect the application of accounting policies and the reported amounts of assets, liabilities, income and expenses. Actual results may differ from these estimates.

Estimates and underlying assumptions are reviewed on an ongoing basis. Revisions to accounting estimates are recognised prospectively.

Information about significant areas of estimates and judgements in applying accounting policies that have the most significant effect on the consolidated financial statements are as follows:

Note 2.(b) (xiv) and 33 - measurement of defined benefit obligations: key actuarial assumptions.

Note 2.(b) (ix) and (x) - judgement required to ascertain lease classification and fair value of assets including assets held for sale.

Note 2.(b) (vii) and (viii) - measurement of useful life and residual values of property, plant and equipment and useful life of intangible assets.

Note 2.(b) (vii) - Determination of major engine and airframe overhauls and other heavy maintenance as separate components for owned aircraft, owned engines and aircraft taken on lease (previously classified as finance lease under erstwhile Ind AS), and their associated costs.

Note 2.(b) (xv), (xx) and 18- estimation of provision of maintenance, redelivery and overhaul cost.

Note 2.(b) (xiii) - judgement required in impairment assessment.

Note 2.(b) (xv) and 31. - judgement is required to ascertain whether it is probable or not that an outflow of resources embodying economic benefits will be required to settle all disputes including taxation and legal claim.

Notes forming part of the Consolidated Financial Statements for the year ended March 31, 2023

(Rupees in millions, except for share data and if otherwise stated)

Note 38 - judgement required to determine grant date fair value.

Note 2.(b) (iii), (iv) and 29 - fair value measurement of financial instruments.

Note 2.(b) (xii)- judgement required to determine probability of recognition of deferred tax assets.

Note 2.(b) (xvi) - judgement required to determine standalone price for each performance in bundled contracts.

Note 2.(b) (x) - judgement is required in determining the lease term of contracts with extension and termination options.

Note 2.(b) (x) and (iv) - estimation of the incremental borrowing rate.

There are no assumptions and estimation uncertainties that have a significant risk of resulting in a material adjustment within the next financial year.

(iv) Basis of consolidation

The Company consolidates entity which it owns or controls. The consolidated financial statements comprise the standalone financial statements of the Company and its subsidiary as disclosed in Note 44. Control exists when the parent has power over the entity, is exposed, or has rights, to variable returns from its involvement with the entity and has the ability to affect those returns by using its power over the entity. Power is demonstrated through existing rights that give the ability to direct relevant activities, those which significantly affect the entity's returns. Subsidiaries are consolidated from the date control commences until the date control ceases.

The financial statements of the Group companies are consolidated on a line-by-line basis and intra-group balances and transactions are eliminated upon consolidation. These consolidated financial statements are prepared by applying uniform accounting policies in use at the Group. Non-controlling interest which represents part of net profit or loss and net assets of subsidiary that are not, directly or indirectly, owned or controlled by the Company, are excluded.

2.b Significant accounting policies

The accounting policies set out below have been applied consistently to the periods presented in these consolidated financial statements except where a newly-issued accounting standard is initially adopted or a revision to an existing accounting standard requires a change in the accounting policy.

(i) Current - non-current classification

All assets and liabilities are classified into current and non-current.

Assets

An asset is classified as current when it satisfies any of the following criteria:

- it is expected to be realised in, or is intended for sale or consumption in, the normal operating cycle of the respective company of the Group;
- it is held primarily for the purpose of being traded;
- it is expected to be realised within 12 months after the reporting period; or
- it is cash or cash equivalent unless it is restricted from being exchanged or used to settle a liability for at least 12 months after the reporting period.

Current assets include the current portion of non-current assets. All other assets are classified as non-current.

Liabilities

A liability is classified as current when it satisfies any of the following criteria:

- it is expected to be settled in the normal operating cycle of the respective company of the Group;
- it is held primarily for the purpose of being traded;
- it is due to be settled within 12 months after the reporting period; or

Notes forming part of the Consolidated Financial Statements for the year ended March 31, 2023

(Rupees in millions, except for share data and if otherwise stated)

- the respective company of the Group does not have an unconditional right to defer settlement of the liability for at least 12 months after the reporting period. Terms of a liability that could, at the option of the counterparty, result in its settlement by the issue of equity instruments do not affect its classification.

Current liabilities include the current portion of non-current liabilities. All other liabilities are classified as non-current.

Deferred tax assets and liabilities are classified as non-current assets and liabilities.

Operating cycle

The operating cycle is the time between the acquisition of assets for processing and their realisation in cash or cash equivalents. Based on the nature of operations and the time between the acquisition of assets for processing and their realisation in cash and cash equivalents, the respective company of the Group has ascertained its operating cycle being a period of 12 months for the purpose of classification of assets and liabilities as current and non-current.

(ii) Foreign currency transactions and translations

Functional and presentation currency

The management has determined the currency of the primary economic environment in which the Group operates i.e., functional currency, to be Indian Rupees (Rs.). The consolidated financial statements are presented in Indian Rupees, which is the Group's functional and presentation currency. All amounts have been rounded to the nearest millions upto two decimal places, unless otherwise stated.

Transactions and balances

Monetary and non-monetary transactions in foreign currencies are initially recorded in the functional currency of the Group at the exchange rates on the date of the transactions or at an average rate if the average rate approximates the actual rate at the date of the transaction.

Monetary foreign currency assets and liabilities remaining unsettled on reporting date are translated at the rates of exchange prevailing on reporting date. Gains / (losses) arising on account of realisation / settlement of foreign exchange transactions and on translation of monetary foreign currency assets and liabilities are recognised in the Consolidated Statement of Profit and Loss. However, gains / (losses) arising on translation of certain lease liabilities which represents long-term foreign currency monetary loans taken before March 31, 2016 and used for acquisition of depreciable right of use assets, are adjusted in the cost of respective item of right of use assets. The treatment will continue till the repayment of the long-term foreign currency monetary loans.

Foreign exchange gains / (losses) arising on translation of foreign currency monetary loans are presented in the Consolidated Statement of Profit and Loss on net basis. However, foreign exchange differences arising from foreign currency monetary loans to the extent regarded as an adjustment to borrowing costs are presented in the Consolidated Statement of Profit and Loss, within finance costs.

(iii) Fair value measurement

Fair value is the price that would be received to sell an asset or paid to transfer a liability in an orderly transaction between market participants at the measurement date. The fair value measurement is based on the presumption that the transaction to sell the asset or transfer the liability takes place either:

- In the principal market for the asset or liability, or
- In the absence of a principal market, in the most advantageous market for the asset or liability

The principal or the most advantageous market must be accessible to / by the Group.

All assets and liabilities for which fair value is measured or disclosed in the consolidated financial statements are categorised within the fair value hierarchy, described as follows, based on the lowest level input that is significant to the fair value measurement as a whole:

- Level 1 - Quoted (unadjusted) prices in active markets for identical assets or liabilities
- Level 2 - Valuation techniques for which the lowest level input that is significant to the fair value measurement is directly or indirectly observable
- Level 3 - Valuation techniques for which the lowest level input that is significant to the fair value measurement is unobservable

Notes forming part of the Consolidated Financial Statements for the year ended March 31, 2023

(Rupees in millions, except for share data and if otherwise stated)

For assets and liabilities that are recognised in the consolidated financial statements on a recurring basis, the Group determines whether transfers have occurred between levels in the hierarchy by reassessing categorisation (based on the lowest level input that is significant to the fair value measurement as a whole) at the end of each reporting period.

For the purpose of fair value disclosures, the Group has determined classes of assets and liabilities on the basis of the nature, characteristics and risks of the asset or liability and the level of the fair value hierarchy as explained above.

The Group measures financial instruments, such as, investments, at fair value at each reporting date. Also, fair value of financial instruments measured at amortised cost is disclosed in Note 29.

(iv) Financial instruments

A financial instrument is any contract that gives rise to a financial asset of one entity and a financial liability or equity instrument of another entity.

Financial assets

Recognition and initial measurement

All financial assets are initially recognised when the Group becomes a party to the contractual provisions of the instrument. All financial assets, except trade receivables that do not contain a significant financing component, are initially measured at fair value plus, in the case of financial assets not recorded at fair value through profit or loss, transaction costs that are attributable to the acquisition of the financial asset. Trade receivables that do not contain a significant financing component are measured at transaction price.

Classification and subsequent measurement

Classification

For the purpose of subsequent measurement, the Group classifies financial assets in following categories:

- Financial assets at amortised cost
- Financial assets at fair value through other comprehensive income (FVTOCI)
- Financial assets at fair value through profit or loss (FVTPL)

A financial asset being 'debt instrument' is measured at amortised cost if both of the following conditions are met:

- The financial asset is held within a business model whose objective is to hold assets for collecting contractual cash flows, and
- The contractual terms of the financial asset give rise on specified dates to cash flows that are Solely Payments of Principal and Interest (SPPI) on the principal amount outstanding.

A financial asset being 'debt instrument' is measured at FVTOCI if both of the following criteria are met:

- The asset is held within the business model, whose objective is achieved both by collecting contractual cash flows and selling the financial assets, and
- The contractual terms of the financial asset give rise on specified dates to cash flows that are SPPI on the principal amount outstanding.

A financial asset being equity instrument is measured at FVTPL.

All financial assets, not classified as measured at amortised cost or FVTOCI as described above, are measured at FVTPL.

Subsequent measurement

Financial assets at amortised cost

These assets are subsequently measured at amortised cost using the effective interest method. The amortised cost is reduced by impairment losses, if any. Interest income and impairment are recognised in the Consolidated Statement of Profit and Loss.

Notes forming part of the Consolidated Financial Statements for the year ended March 31, 2023

(Rupees in millions, except for share data and if otherwise stated)

Financial assets at FVTPL

These assets are subsequently measured at fair value. Net gains and losses, including any interest income, are recognised in the Consolidated Statement of Profit and Loss.

Financial assets at FVTOCI

These assets are subsequently measured at fair value. Net gains and losses are recognised in other comprehensive income.

Derecognition

The Group derecognises a financial asset when the contractual rights to the cash flows from the financial asset expire, or it transfers the rights to receive the contractual cash flows in a transaction in which substantially all of the risks and rewards of ownership of the financial asset are transferred or in which the Group neither transfers nor retains substantially all of the risks and rewards of ownership and it does not retain control of the financial asset. Any gain or loss on derecognition is recognised in the Consolidated Statement of Profit and Loss.

Impairment of financial assets (other than at fair value)

The Group recognises loss allowances using the Expected Credit Loss (ECL) model for the financial assets which are not fair valued through profit or loss. Loss allowance for trade receivables with no significant financing component is measured at an amount equal to lifetime ECL. For all other financial assets, expected credit losses are measured at an amount equal to the 12-month ECL, unless there has been a significant increase in credit risk from initial recognition, in which case those financial assets are measured at lifetime ECL. The changes (incremental or reversal) in loss allowance computed using ECL model, are recognised as an impairment gain or loss in the Consolidated Statement of Profit and Loss.

Write-off

The gross carrying amount of a financial asset is written off (either partially or in full) to the extent that there is no realistic prospect of recovery. This is generally the case when the Group determines that the counterparty does not have assets or sources of income that could generate sufficient cash flows to repay the amounts subject to write-off. However, financial assets that are written off could still be subject to enforcement activities in order to comply with the Group's procedures for recovery of amounts due.

Financial liabilities

Recognition and initial measurement

All financial liabilities are initially recognised when the Group becomes a party to the contractual provisions of the instrument. All financial liabilities are initially measured at fair value minus, in the case of financial liabilities not recorded at fair value through profit or loss, transaction costs that are attributable to the liability.

Classification and subsequent measurement

Financial liabilities are classified as measured at amortised cost or FVTPL.

A financial liability is classified as FVTPL if it is classified as held-for-trading, or it is a derivative or it is designated as such on initial recognition. Financial liabilities at FVTPL are measured at fair value and net gains and losses, including any interest expense, are recognised in the Consolidated Statement of Profit and Loss.

Financial liabilities other than classified as FVTPL, are subsequently measured at amortised cost using the effective interest method. Interest expense are recognised in Consolidated Statement of Profit and Loss. Any gain or loss on derecognition is also recognised in the Consolidated Statement of Profit and Loss.

Derecognition

The Group derecognises a financial liability when its contractual obligations are discharged or cancelled, or expired.

The Group also derecognises a financial liability when its terms are modified and the cash flows under the modified terms are substantially different. In this case, a new financial liability based on modified terms is recognised at fair value. The difference between the carrying amount of the financial liability extinguished and the new financial liability with modified terms is recognised in the Consolidated Statement of Profit and Loss.

Notes forming part of the Consolidated Financial Statements for the year ended March 31, 2023

(Rupees in millions, except for share data and if otherwise stated)

Offsetting of financial instruments

Financial assets and financial liabilities are offset and the net amount presented in the Consolidated Balance Sheet when, and only when, the Group currently has a legally enforceable right to set off the amounts and it intends either to settle them on a net basis or to realise the assets and settle the liabilities simultaneously.

Compound financial instruments - convertible preference shares

Compound financial instruments issued by the Company comprises of convertible preference shares that can be converted to equity shares of the Company.

Convertible preference shares are bifurcated into liability and equity components based on the terms of the contract.

The liability component of convertible preference shares is initially recognised at the fair value of a similar liability that does not have an equity conversion option. The equity component is initially recognised at the difference between the fair value of the compound financial instrument as a whole and the fair value of the liability component. Any directly attributable transaction costs are allocated to the liability and equity components in proportion to their initial carrying amounts.

Subsequent to initial recognition, the liability component of a compound financial instrument is measured at amortised cost using the effective interest method. The equity component of convertible preference shares is not remeasured subsequently.

Interest related to the liability component is recognised in Consolidated Statement of Profit and Loss. On conversion, the liability component is reclassified to equity and no gain or loss is recognised.

(v) Share capital

Equity share capital

Issuance of ordinary shares are recognised as equity share capital in equity. Incremental costs directly attributable to the issuance of new equity shares are recognised as a deduction from equity, net of any tax effects.

(vi) Cash and cash equivalents

Cash and cash equivalents comprises of cash at banks and on hand, cheques on hand and short-term deposits with an original maturity of three months or less, which are subject to an insignificant risk of changes in value.

(vii) Property, plant and equipment

Recognition and measurement

Items of property, plant and equipment are measured at cost, less accumulated depreciation and accumulated impairment losses, if any.

The cost of an item of property, plant and equipment comprises: (a) its purchase price, including import duties and non-refundable purchase taxes, after deducting trade discounts and rebates; (b) any costs directly attributable to bringing the asset to the location and condition necessary for it to be capable of operating in the manner intended by management.

If significant parts of an item of property, plant and equipment have different useful lives, then they are accounted for as separate component of property, plant and equipment. The Group has recognised major inspection costs relating to engine and airframe overhauls and other heavy maintenance as separate components for owned aircraft, owned engines and leased aircraft previously classified as finance leases under erstwhile Ind AS.

The cost of improvements to aircraft taken on lease except leased aircraft which were previously classified as finance leases under erstwhile Ind AS, if recognition criteria are met, have been capitalised and disclosed separately as leasehold improvement - aircraft.

An item of property, plant and equipment and any significant part initially recognised is derecognised upon disposal or when no future economic benefits are expected from its use or disposal. Any gain or loss arising on derecognition of property, plant and equipment (calculated as the difference between the net disposal proceeds and the carrying amount of property, plant and equipment) is included in the Consolidated Statement of Profit and Loss when property, plant and equipment is derecognised. The carrying amount of any component accounted as a separate component is derecognised, when replaced or when the property, plant and equipment to which the component relates gets derecognised.

Notes forming part of the Consolidated Financial Statements for the year ended March 31, 2023

(Rupees in millions, except for share data and if otherwise stated)

Subsequent costs

Subsequent costs are included in the asset's carrying amount or recognised as separate assets, as appropriate, only when it is probable that the future economic benefits associated with expenditure will flow to the Group and the cost of the item can be measured reliably. All other repairs and maintenance are charged to Consolidated Statement of Profit and Loss at the time of incurrance.

Depreciation

Depreciation is calculated on cost of items of property, plant and equipment less their estimated residual values and is charged to Consolidated Statement of Profit and Loss. Depreciation on property, plant and equipment, except owned aircraft and spare engines, rotables and non-aircraft equipment, leasehold improvements and leasehold improvements - aircraft, is provided on written down value method at the rates and in the manner provided in Schedule II of the Companies Act, 2013. Depreciation on owned aircraft and spare engines, rotables and non-aircraft equipment is provided on the straight line method at the rates and in the manner prescribed in Schedule II of the Companies Act, 2013.

Major inspection costs relating to engine and airframe overhauls and other heavy maintenance are identified as separate components for owned aircraft, owned engines and leased aircraft previously classified as finance leases under erstwhile Ind AS and are depreciated over the expected lives between major overhauls and remaining useful life of the aircraft/engines, whichever is lower.

Depreciation on property, plant and equipment has been charged based on the following useful lives:

Asset Head	Useful life in years
Owned Aircraft and spare engines	
- Aircraft and engine components including spare engines	20
- Major inspection and overhaul costs	2 - 12
Rotables and non-aircraft equipment*	3 - 20
Furniture and fixtures	10
Computer	
- End user devices	3
- Server and networks	6
Office equipment	
- Office equipment	5
- Electrical equipment	10
Ground support equipment	15
Motor vehicles (including ground support vehicles)	8

* The life of the rotables is reassessed, the moment these are installed to the aircraft and are expected to be redelivered along with the aircraft. Accordingly, the net carrying value of rotables are depreciated in the same period in which such aircraft is redelivered.

Expenditure incurred towards leasehold improvements - aircraft is depreciated on a straight line basis over the remaining period of the lease of the aircraft or 5 years, whichever is lower.

Leasehold improvements are depreciated on a straight line basis over the period of the initial lease term or their estimated useful life, whichever is lower.

Buildings are depreciated on a straight line basis over the remaining period of the lease of land on which building is constructed or 60 years, whichever is lower.

The useful lives have been determined based on internal evaluation done by management and are in line with the estimated useful lives, to the extent prescribed by the Schedule II of the Companies Act, 2013, in order to reflect the technological obsolescence and actual usage of the asset. The residual values are not more than 5% of the original cost of the asset.

Depreciation is calculated on a pro-rata basis for assets purchased / sold during the period.

The residual values, useful lives and methods of depreciation of property, plant and equipment are reviewed by management at each reporting date and adjusted prospectively, as appropriate.

Notes forming part of the Consolidated Financial Statements for the year ended March 31, 2023

(Rupees in millions, except for share data and if otherwise stated)

Capital work-in-progress

Property, plant and equipment not ready for use as at the reporting date are disclosed as capital work-in-progress. It is stated at cost, net of accumulated impairment loss, if any.

(viii) Intangible assets

Recognition and measurement

Intangible assets that are acquired are recognised only if it is probable that the expected future economic benefits that are attributable to the asset will flow to the Group and the cost of assets can be measured reliably. Intangible assets are recorded at cost of acquisition including incidental costs related to acquisition and installation and are carried at cost less accumulated amortisation and impairment losses, if any.

Gain or loss arising from derecognition of an intangible asset is measured as the difference between the net disposal proceeds and the carrying amount of the intangible asset and is recognised in the Consolidated Statement of Profit and Loss when the asset is derecognised.

Subsequent costs

Subsequent costs are capitalised only when it increases the future economic benefits embodied in the specific asset to which it relates. All other expenditure on intangible assets is recognised in the Consolidated Statement of Profit and Loss, as incurred.

Amortisation

Amortisation is calculated to write off the cost of intangible assets over their estimated useful lives of 3 years using the straight-line method. Amortisation is calculated on a pro-rata basis for assets purchased/ disposed during the period.

Amortisation method and useful life are reviewed at each reporting date and adjusted prospectively, if appropriate.

Intangible assets under development

Cost of intangible assets under development as at the reporting date are disclosed as intangible assets under development. It is stated at cost, net of accumulated impairment loss, if any.

(ix) Assets held for sale

The Group's non-current assets are classified as assets held for sale if it is highly probable that the carrying amount of non-current assets will be recovered primarily through sale rather than through continuing use and its sale is highly probable. The sale is considered to be highly probable only when such non-current assets are available for immediate sale in their present condition and the sale is expected to be complete within a year from the date of classification. Such non-current assets are measured at lower of their carrying amount and fair value less cost to sell. If a newly acquired non-current asset meets the criteria to be classified as asset held for sale, such non-current asset being measured on initial recognition at the lower of its carrying amount had it not been so classified (for example, cost) and fair value less costs to sell. Losses on initial classification as assets held for sale and subsequent gain and losses on re-measurement are recognised in Consolidated Statement of Profit and Loss. Assets and liabilities classified as held for sale are presented separately in the Consolidated Balance Sheet.

(x) Leases

The Group's lease asset classes primarily consist of leases for aircraft and engines, equipment, leasehold land and buildings. The Group assesses at the inception date whether a contract is, or contains, a lease. A contract is, or contains, a lease if the contract conveys the right to control the use of an identified asset for a period of time in exchange for consideration.

i) Lease liabilities

At the commencement date, the Group measures the lease liabilities at the present value of the lease payments that are not paid at that date. The lease liabilities include lease payments, payment of penalties for terminating the lease, if the lease term reflects the Group exercising the option to terminate, exercise price of a purchase option, if the Group is reasonably certain to exercise that option, less any incentives receivable.

Notes forming part of the Consolidated Financial Statements for the year ended March 31, 2023

(Rupees in millions, except for share data and if otherwise stated)

The lease payments are discounted using the interest rate implicit in the lease, if that rate can be readily determined. If that rate cannot be readily determined, the Group uses incremental borrowing rate (IBR). The IBR is the rate of interest that the Group would have to pay to borrow over a similar term, and with a similar security, the funds necessary to obtain an asset of a similar value to the right of use assets in a similar economic environment.

After the commencement date, the amount of lease liabilities is increased to reflect the accretion of interest and reduced by the lease payments made. In addition, the carrying amount of lease liabilities is re-measured if there is a lease modification, including modification in the lease term, lease payments or assessment of an option to purchase the underlying asset. The lease liabilities are re-measured by discounting the revised lease payments using a revised discount rate at the effective date of the modification.

ii) Right of use assets

At the commencement date, the right of use assets are measured at cost. The cost includes an amount equal to the lease liabilities plus any lease payments made before the commencement date and any initial direct costs, less any incentives received from equipment manufacturer in terms of the same lease. An estimate of costs to be incurred in respect of redelivery obligation, in accordance with the terms of the lease, is also included in the right of use assets at commencement date.

After the commencement date, the right of use assets are measured in accordance with the accounting policy for property, plant and equipment i.e. right of use assets are measured at cost, less any accumulated depreciation and impairment losses, if any. Right of use assets are also correspondingly adjusted to reflect any re-measurement impact in the lease liabilities on account of lease modification. The right of use assets are also subject to impairment. Refer to the accounting policies in Note 2.(b) (xiii) Impairment of non-financial assets.

iii) Lease Term

At the commencement date, the Group determines the lease term which represents non-cancellable period of initial lease for which the asset is expected to be used, together with the periods covered by an option to extend or terminate the lease, if the Group is reasonably certain at the commencement date to exercise the extension or termination option.

iv) Other Leases

Lease payments associated with any other leases which falls outside the purview of Ind AS 116, short term leases and leases for which the underlying asset is of low value are charged to Consolidated Statement of Profit and Loss on straight line basis over the lease term or another systematic basis which is more representative of the pattern of use of underlying asset.

v) Sale and leaseback transactions

The right of use arising from leaseback is measured at the proportion of previous carrying amount of the asset that relates to right of use retained by the Group. Where sale proceeds (net of maintenance obligation, if any) received are judged to reflect the asset's fair value, any gain or loss arising on disposal is recognised in the Consolidated Statement of Profit and Loss, to the extent that it relates to the rights that have been transferred. Gains and losses that relate to the rights that have been retained are included in the carrying amount of the right of use assets recognised at commencement of the lease. Where sale proceeds (net of maintenance obligation, if any) received are not at the asset's fair value, any below market terms are recognised as a prepayment of lease payments, and above market terms are recognised as additional financing provided by the lessor.

vi) Depreciation

Depreciation on assets held as right of use assets is charged to Consolidated Statement of Profit and Loss on a straight line basis from the commencement date to the earlier of the end of the useful life of the right of use assets or the end of the lease term, except for leased aircraft previously classified as finance leases under erstwhile Ind AS where depreciation is charged on useful life of right of use assets.

Notes forming part of the Consolidated Financial Statements for the year ended March 31, 2023

(Rupees in millions, except for share data and if otherwise stated)

Depreciation on right of use assets has been charged based on the following period:

Asset Head	Useful life in years
Aircraft and engines	
– Aircraft and engines components including spare engines	1-12
– Leased aircraft previously classified as finance lease under erstwhile Ind AS	20
– Major inspection and overhaul costs (Refer to Note 2.(b) (xx))	2-12
Equipment	8
Leasehold land	15-20
Buildings	1-18

(xi) Incentive - non-refundable

Cash incentives

The Group receives non-refundable incentives in connection with the acquisition of aircraft and engines. In case of owned aircraft and engines, incentives are recorded as a reduction to the cost of related aircraft and engines. In case of aircraft and engines held under leases, the incentives are recorded as reduction to the carrying amount of right of use assets at the commencement of lease of the respective aircraft and engine.

The Group also receives non-refundable milestone incentives from the engine manufacturer on achievement of certain milestones relating to acquisition and delivery of aircraft. These milestone incentives are recorded as reduction to the carrying value of aircraft and engines in case of owned aircraft and engines. In case of aircraft and engines held under leases, the incentives are recorded as reduction to the carrying amount of right to use assets at the commencement of lease of the respective aircraft and engine.

Where the aircraft is held under finance lease as per erstwhile Ind AS, the milestone incentives are deferred and recognised under the head 'Other operating revenue' in the Consolidated Statement of Profit and Loss, on a straight line basis over the remaining initial lease period of the respective aircraft for which the aircraft is expected to be used. In case of prepayment of finance lease obligations for aircraft taken on finance lease and consequently taking the ownership of the aircraft, before the expiry of the lease term, the unamortised balance of such deferred incentive is recorded as a reduction to the carrying value of the aircraft.

Non-cash incentives

Non-cash incentives are recorded as and when due to the Group by setting up a deferred asset and a corresponding deferred incentive. These incentives are recorded as a reduction to the cost of related aircraft and engines in case of owned aircraft. In case of aircraft and engines held under leases, the incentives are recorded as reduction to the carrying amount of right of use assets at the commencement of lease of the respective aircraft and engine.

The deferred asset explained above is reduced on the basis of utilisation of incentives against liability towards purchase of goods and services.

(xii) Inventories

Inventories primarily includes stores and spares and loose tools (other than those which meet the criteria of property, plant and equipment) and in-flight inventories. Inventories are valued at lower of cost or Net Realisable Value ('NRV'). Cost of inventories comprise all costs of purchase after deducting non refundable rebates and discounts and all other costs incurred in bringing the inventories to their present location and condition. Cost are assigned to individual items of inventory on the weighted average cost basis. NRV for in-flight inventory is the estimated selling price of goods sold less the estimated cost necessary to make the sale. NRV for stores and spares and loose tools used in rendering of services are not written down below cost except in cases where the price of such materials have declined and it is estimated that the cost of rendering of services will exceed their selling price. Where necessary, due allowance is made for all damaged, obsolete and slow moving items. The comparison of cost and net realisable value is made on an item by item basis at each reporting date.

(xiii) Impairment - non- financial assets

At each reporting date, the Group reviews the carrying amounts of its non-financial assets to determine whether there is any indication of impairment. If any such indication of impairment exists, then the asset's recoverable amount is estimated. For impairment testing, assets are grouped together into the smallest group of assets that generates cash inflows from continuing use that are largely independent of the cash inflows of other assets or cash generating units (CGUs).

Notes forming part of the Consolidated Financial Statements for the year ended March 31, 2023

(Rupees in millions, except for share data and if otherwise stated)

The recoverable amount of an asset or CGU is the greater of its value in use and its fair value less costs to sell. Value in use is based on the estimated future cash flows, discounted to their present value using a discount rate that reflects current market assessments of the time value of money and the risks specific to the asset or CGU. An impairment loss is recognised if the carrying amount of an asset or CGU exceeds its estimated recoverable amount. Impairment losses are recognised in the Consolidated Statement of Profit and Loss.

An impairment loss is reversed if there has been a change in the estimates used to determine the recoverable amount. Such a reversal is made only to the extent that the asset's carrying amount does not exceed the carrying amount that would have been determined, net of depreciation or amortisation, if no impairment loss had been recognised.

(xiv) Employee benefits

Short-term employee benefits

Employee benefit liabilities such as salaries, wages and bonus, etc. that are expected to be settled wholly within twelve months after the end of the reporting period in which the employees render the related service are recognised in respect of employees' services up to the end of the reporting period and are measured at an undiscounted amount expected to be paid when the liabilities are settled.

Post-employment benefit plans

Defined contribution plans

The Group pays provident fund contributions to the appropriate government authorities. The Group has no further payment obligations once the contributions have been paid. The contributions are accounted for as defined contribution plans and the contributions are recognised as employee costs when an employee renders the related service.

Defined benefit plans

Defined benefit plans of the Group comprises gratuity.

The Group has an obligation towards gratuity, a defined benefit retirement plan covering eligible employees. The plan provides for a lump sum payment to vested employees at retirement, death while in employment or on termination of employment, of an amount based on the respective employee's salary and the tenure of employment. Vesting occurs upon completion of five years of service. The gratuity plan of the Group is unfunded.

The liability recognised in the Consolidated Balance Sheet in respect of defined benefit gratuity plan is the present value of the defined benefit obligation at the end of the reporting period. The defined benefit obligation is calculated on the basis of an actuarial valuation using the projected unit credit method.

The present value of the defined benefit obligation is determined by discounting the estimated future cash outflows by reference to market yields at the end of the reporting period on government bonds that have terms approximating to the terms of the related obligation.

The net interest cost is calculated by applying the discount rate to the net balance of the defined benefit obligation. This cost and other costs are included in employee costs in the Consolidated Statement of Profit and Loss.

Remeasurement gains and losses arising from experience adjustments and changes in actuarial assumptions are recognised immediately in the Consolidated Balance Sheet with a corresponding debit or credit to retained earnings through OCI in the period in which they occur. Remeasurements are not reclassified to profit or loss in subsequent periods.

Changes in the present value of the defined benefit obligation resulting from settlement or curtailments are recognised immediately in Consolidated Statement of Profit and Loss as past service cost.

Other long-term employee benefits

i. Compensated absences

The Group's net obligation in respect of compensated absences is the amount of benefit to be settled in future, that employees have earned in return for their service in the current and previous periods. The benefit is discounted to determine its present value. The obligation is measured on the basis of an actuarial valuation using the projected unit credit method. Remeasurements are recognised in Consolidated Statement of Profit and Loss in the period in which they arise.

Notes forming part of the Consolidated Financial Statements for the year ended March 31, 2023

(Rupees in millions, except for share data and if otherwise stated)

ii. Others

The Group's net obligation in respect of long-term employee benefits other than post-employment benefits is the amount of benefit to be settled in future, that employees have earned in return for their service in the current and previous periods. The benefit is discounted to determine its present value. The obligation is measured on the basis of an actuarial valuation using the projected unit credit method. Remeasurements are recognised in Consolidated Statement of Profit and Loss in the period in which they arise.

Share-based payment arrangements

The grant-date fair value of equity-settled share-based payment arrangements granted to employees under the Employee Stock Option Scheme ('ESOS') is generally recognised as an employee stock option scheme expense, with a corresponding increase in equity, over the vesting period of the awards. The amount recognised as an expense is adjusted to reflect the number of awards for which the related service and non-market performance conditions are expected to be met, such that the amount ultimately recognised is based on the number of awards that meet the related service and non-market performance conditions at the vesting date. The increase in equity recognised in connection with a share based payment transaction is presented in the "Employee stock option outstanding account", as separate component in equity. For share-based payment awards with market conditions, the grant-date fair value of the share-based payment is measured to reflect such conditions and there is no true-up for differences between expected and actual outcomes. At the end of each period, the Company revises its estimates of the number of options that are expected to be vested based on the non-market performance conditions at the vesting date.

(xv) Provisions and contingent liabilities and assets

Provisions

Provisions are recognised when the Group has a present legal or constructive obligation as a result of a past event, it is probable that an outflow of resources embodying economic benefits will be required to settle the obligation and a reliable estimate can be made of the amount of the obligation.

If the effect of the time value of money is material, provisions are discounted using a current pre-tax rate that reflects current market assessments of the time value of money and the risks specific to the liability. When discounting is used, the increase in the provision due to the passage of time is recognised as a finance cost.

The Group has in its fleet aircraft on lease. As contractually agreed under the lease contracts (except for leases previously classified as finance lease under erstwhile Ind AS), the aircraft have to be redelivered to the lessors at the end of the lease term under stipulated contractual return conditions. The redelivery obligations are determined by management based on historical trends and data, and are recorded under 'provision for maintenance, redelivery and overhaul cost' at the present value of expected outflow, where effect of the time value of money is material with the corresponding value capitalised under 'Right of use assets'.

Contingent liabilities and assets

Contingent liabilities are possible obligations that arise from past events and whose existence will only be confirmed by the occurrence or non-occurrence of one or more uncertain future events not wholly within the control of the Group. Where it is not probable that an outflow of economic benefits will be required, or the amount cannot be estimated reliably, the obligation is disclosed as a contingent liability, unless the probability of outflow of economic benefits is remote.

Contingent assets are possible assets that arises from past events and whose existence will be confirmed only by the occurrence or non-occurrence of one or more uncertain future events not wholly within the control of the Group.

(xvi) Revenue recognition

Revenue is recognised upon transfer of control of promised goods or services to customers. Revenue towards satisfaction of a performance obligation is measured at the transaction price (net of variable consideration such as discounts, incentives, performance bonuses, price concessions, or other similar items, if any, as specified in the contract with the customer). Revenue excludes amounts collected on behalf of third parties. Revenue from bundled contracts is recognised separately for each performance obligation based on stand-alone selling price. Revenue is recorded provided the recovery of consideration is probable and determinable.



Notes forming part of the Consolidated Financial Statements for the year ended March 31, 2023

(Rupees in millions, except for share data and if otherwise stated)

Passenger services

Passenger revenue is recognised on flown basis i.e. when the service is rendered, net of discounts given to the passengers, amount collected on behalf of third parties, applicable taxes and airport levies such as passenger service fee, user development fee, etc., if any. Fees charged for cancellation of flight tickets are recognised as revenue on rendering of the said service.

The Group considers whether it is a principal or agent in relation to services by considering whether it has a performance obligation to provide services to the customer or whether the obligation is to arrange for services to be provided by a third party, such as another carrier or a third party.

The Group sells certain tickets with connecting flights with one or more segments operated by its other airline partners. For segments operated by its other airline partners, the Group has determined that every partner airline is responsible for their portion of the contract (i.e. transportation of the passenger). The Group recognises revenue for the segment operated by the Group at the selling price of the ticket net of the amount transferrable to the other airline partner. The amount transferrable to the other airline partner for its segment is recognised as a financial liability.

Tickets sold by other airlines where the Group provides the transportation are recognised as passenger revenue at the estimated value to be billed to the other airline when the services are provided as per contract.

The Group recognises an expected breakage amount as revenue in proportion to the pattern of rights exercised by the customer. Breakage revenue represents the amount of unexercised rights of customers which are non-refundable in nature.

The consideration from sale of tickets not yet flown is credited to unearned revenue i.e. 'Forward Sales' disclosed under other current liabilities. The unutilised balance in Forward Sales for more than an year is recognised as revenue based on historical statistics, data and management estimates and considering the Group's cancellation policy.

Cargo services

Cargo revenue is recognised when service is rendered i.e. goods are transported, net of discounts, amount collected on behalf of third parties, airport levies and applicable taxes.

In flight sales

Revenue from sale of merchandise and food and beverages is recognised on transfer of goods to passengers, net of applicable taxes.

Tours and packages

Income and related expense from sale of tours and packages are recognised upon services being rendered and where applicable, are stated net of discounts and applicable taxes. The income and expense are stated on gross basis.

The sale of tours and packages not yet serviced is credited to unearned revenue, i.e. 'Forward Sales' disclosed under other current liabilities.

Government grants

Grants from the government are recognised where there is a reasonable assurance that the grant will be received and the Group will comply with all attached conditions. The grant which is revenue in nature is recognised as other operating income on a systematic basis over the period for which such grant is entitled.

Interest income

Interest income on financial assets (including deposits with banks) is recognised using the effective interest method on a time proportionate basis.

Claims and other credits - non-refundable

Claims relating to reimbursement towards operational expenses such as lease rentals, aircraft repair and maintenance, etc, are adjusted against such expenses over the estimated period for which these reimbursements pertains. When credits are used against purchase of goods and services such as lease rentals, aircraft repair and maintenance, etc, these are adjusted against such expenses on utilization basis. The claims and credits are netted off against related expense arising on the same transaction as it reflects the substance of transaction. Further, any claim or credit not related to reimbursement towards operational expenses or used for purchase

Notes forming part of the Consolidated Financial Statements for the year ended March 31, 2023

(Rupees in millions, except for share data and if otherwise stated)

of goods and services are recognised as income in the Consolidated Statement of Profit and Loss when a contractual entitlement exists, the amount can be reliably measured and receipt is virtually certain.

Customer Loyalty Programme

The Group operates a rewards programme in partnership with credit card companies and this programme is referred as 'Co-Branded Card'. The Co-Branded Card provides points to its members on spending from the card as per the agreement. Reward points are redeemable by the members in the future periods for travel with the Group. Revenue against the reward points is recognised when redeemed by the members for travel with Group on flown basis. Reward points which remain unredeemed at the time of expiry of such points is recognised in Other Income. Consideration value received from Co- Branded card companies is recognised as other current liabilities till its redemption / expiry.

The Group recognises fees and other incidental charges collected under such programme under the head "Other Income" by allocating them to the separately identifiable performance obligations.

(xvii) Commission

The incentives / commission attributable to sales / services made through agents/ customers is recognised on rendering of services to customers which is in accordance with the terms of contracts.

(xviii) Expenditure

Expenses are accounted for on the accrual basis and provisions are made for all known losses and liabilities.

(xix) Borrowing costs

Borrowing costs attributable to the acquisition or construction of a qualifying asset are capitalised as part of the cost of the asset. A qualifying asset is one that necessarily takes substantial period of time to get ready for intended use. Other borrowing costs are recognised as an expense in the period in which they are incurred. Borrowing cost includes exchange differences to the extent regarded as an adjustment to the borrowing costs.

(xx) Supplementary rentals and aircraft repair and maintenance

Under certain lease arrangements of aircraft and engines, the Group accrues monthly expenses in the form of supplementary rentals which are based on aircraft and engine utilisation that is calculated with reference to the number of hours or cycles operated during each month. Accrual of Supplementary rentals are made for heavy maintenance visits, engine overhaul and landing gear overhaul for aircraft and engines taken on lease (except for leased aircraft previously classified as finance lease under erstwhile Ind AS).

Aircraft repairs and maintenance includes additional accrual, beyond supplementary rentals, for the estimated future costs of engine maintenance checks. These accruals are based on past trends for costs incurred on such events, future expected utilization of engine, condition of the engine and expected maintenance interval and are recorded over the period of the next expected maintenance visit.

For leased assets classified as finance lease under erstwhile Ind AS, cost incurred for major inspection costs relating to engine and airframe overhauls and other major components are recorded as separate component and depreciated over the lower of useful life of the component or remaining useful life of the leased asset.

Aircraft maintenance covered by third party maintenance agreements, wherein the cost is charged to the Consolidated Statement of Profit and Loss at a contractual rate per hour in accordance with the terms of the agreements. The Group recognises aircraft repair and maintenance cost (other than major inspection costs) in the Consolidated Statement of Profit and Loss on incurred basis.

(xxi) Aircraft fuel expense

Aircraft fuel expenses are recognised in the Consolidated Statement of Profit and Loss as uplifted and consumed, net of any discounts.

(xxii) Tax expense

Tax expense comprises of current tax and deferred tax. It is recognised in the Consolidated Statement of Profit and Loss except to the extent that it relates to items recognised in other comprehensive income or directly in equity.



Notes forming part of the Consolidated Financial Statements for the year ended March 31, 2023

(Rupees in millions, except for share data and if otherwise stated)

Current tax

Current tax comprises the expected tax payable or receivable on the taxable income or loss for the year and any adjustment to the tax payable or receivable in respect of previous years. The amount of current tax reflects the best estimate of the tax amount expected to be paid or received after considering the uncertainty, if any relating to income taxes. It is measured using tax rates enacted for the relevant reporting period.

Current tax assets and current tax liabilities are offset only if there is a legally enforceable right to set off the recognised amounts, and it is intended to realise the asset and settle the liability on a net basis.

Deferred tax

Deferred tax is recognised in respect of temporary differences between the carrying amounts of assets and liabilities for financial reporting purposes and the corresponding amounts used for taxation purposes.

Deferred tax liabilities are recognised for all taxable temporary differences. Deferred tax assets are recognised for unused tax losses, unused tax credits and deductible temporary differences to the extent that it is probable that future taxable profits will be available against which they can be used. Deferred tax assets unrecognised or recognised, are reviewed at each reporting date and are recognised / reduced to the extent that it is probable / no longer probable respectively that the related tax benefit will be realised. Significant management judgement is required to determine the probability of deferred tax asset.

Deferred tax is measured at the tax rates that are expected to apply to the period when the asset is realised or liability is settled, based on the applicable laws that have been enacted or substantively enacted by the reporting date.

The measurement of deferred tax reflects the tax consequences that would follow from the manner in which the Group expects, at the reporting date, to recover or settle the carrying amount of its assets and liabilities.

Deferred tax assets and deferred tax liabilities are offset only if there is a legally enforceable right to offset current tax liabilities and assets levied by the same tax authorities.

(xxiii) Earnings per share

The Group presents basic and diluted earnings per share (EPS) data for its equity shares.

Basic EPS is calculated by dividing the profit/(loss) attributable to equity shareholders of the Company by the weighted average number of equity shares outstanding during the period.

Diluted EPS is determined by adjusting profit/(loss) attributable to equity shareholders and the weighted average number of equity shares outstanding, for the effects of all dilutive potential equity shares, which comprise share options granted to employees.

(xxiv) Segment reporting

Operating segments are reported in a manner consistent with the internal reporting provided to the chief operating decision maker. The chief operating decision maker is considered to be the Board of Directors who makes strategic decisions and is responsible for allocating resources and assessing performance of the operating segments.

(xxv) Dividend

Provision is made for the amount of any dividend declared, being appropriately authorised and no longer at the discretion of the Company, on or before the end of the reporting period but not distributed at the end of the reporting period.

(xxvi) Exceptional items

Exceptional items are those items that management considers, by virtue of their size or incidence, should be disclosed separately to ensure that the financial information allows an understanding of the underlying performance of the business in the year, so as to facilitate comparison with prior periods. Also, tax charges related to exceptional items and certain one-time tax effects, if any are considered exceptional. Such items are material by nature or amount to the year's result and require separate disclosure in accordance with Ind AS.

Notes forming part of the Consolidated Financial Statements for the year ended March 31, 2023

(Rupees in millions, except for share data and if otherwise stated)

Recent accounting pronouncements

Ministry of Corporate Affairs ("MCA") notifies new standard or amendments to the existing standards under Companies (Indian Accounting Standards) Rules as issued from time to time. On March 31, 2023, MCA amended the Companies (Indian Accounting Standards) Amendment Rules, 2023, applicable from April 1, 2023, as below:

i) **Ind AS 8 - Definition of accounting estimates**

The amendments clarify the distinction between changes in accounting estimates and changes in accounting policies and the correction of errors. It has also been clarified how entities use measurement techniques and inputs to develop accounting estimates.

ii) **Ind AS 1 – Disclosure of accounting policies**

The amendments aim to help entities provide accounting policy disclosures that are more useful by replacing the requirement for entities to disclose their 'significant' accounting policies with a requirement to disclose their 'material' accounting policies and adding guidance on how entities apply the concept of materiality in making decisions about accounting policy disclosures.

iii) **Ind AS 12 - Deferred Tax related to Assets and Liabilities arising from a Single Transaction**

The amendments specify that that the 'cost of fulfilling' a contract comprises the 'costs that relate directly to the contract'. Costs that relate directly to a contract can either be incremental costs of fulfilling that contract (examples would be direct labour, materials) or an allocation of other costs that relate directly to fulfilling contracts.

These amended standards and interpretations are not expected to have a significant impact on the Group's consolidated financial statements.

Notes forming part of the Consolidated Financial Statements for the year ended March 31, 2023

(Rupees in millions, except for share data and if otherwise stated)

3. Property, plant and equipment

As at March 31, 2023

Particulars	Owned aircraft and spare engines	Buildings	Furniture and fixtures	Computer	Office equipment	Ground support equipment	Motor vehicles (including ground support vehicles)	Leasehold improvements	Leasehold improvements - aircraft	Rotables and non-aircraft equipment	Total
Gross value - at cost											
Balance at the beginning of the year	1,165.53	1,407.30	378.10	1,600.61	404.71	3,333.98	2,856.92	1,093.45	290.65	3,427.74	15,958.99
Additions during the year	960.54	1,157.05	110.80	147.91	312.82	724.26	580.06	187.94	-	1,191.60	5,372.98
Disposals during the year	-	-	-	89.59	-	-	137.21	0.29	217.74	607.92	1,052.75
Balance at the end of the year	2,126.07	2,564.35	488.90	1,658.93	717.53	4,058.24	3,299.77	1,281.10	72.91	4,011.42	20,279.22
Accumulated depreciation											
Balance at the beginning of the year	573.33	128.13	270.91	1,257.65	203.00	1,767.07	1,926.13	962.52	279.31	351.41	7,719.46
Depreciation for the year	187.43	145.90	44.31	201.42	102.51	364.14	383.69	115.48	11.34	713.58	2,269.80
Depreciation on disposals	-	-	-	83.55	-	-	111.00	0.21	217.74	409.23	821.73
Balance at the end of the year	760.76	274.03	315.22	1,375.52	305.51	2,131.21	2,198.82	1,077.79	72.91	655.76	9,167.53
Net carrying value as at March 31, 2023	1,365.31	2,290.32	173.68	283.41	412.02	1,927.03	1,100.95	203.31	-	3,355.66	11,111.69

As at March 31, 2022

Particulars	Owned aircraft and spare engines	Buildings	Furniture and fixtures	Computer	Office equipment	Ground support equipment	Motor vehicles (including ground support vehicles)	Leasehold improvements	Leasehold improvements - aircraft	Rotables and non-aircraft equipment	Total
Gross value - at cost											
Balance at the beginning of the year	764.84	1,392.46	366.31	1,317.18	401.08	3,112.52	2,694.02	1,034.51	1,078.86	2,890.19	15,051.97
Additions during the year	400.69	14.84	17.25	387.91	19.57	222.98	204.03	59.64	-	1,830.38	3,157.29
Disposals during the year	-	-	5.46	104.48	15.94	1.52	41.13	0.70	788.21	1,292.83	2,250.27
Balance at the end of the year	1,165.53	1,407.30	378.10	1,600.61	404.71	3,333.98	2,856.92	1,093.45	290.65	3,427.74	15,958.99
Accumulated depreciation											
Balance at the beginning of the year	491.63	17.71	240.30	1,030.64	139.69	1,447.93	1,589.84	847.47	992.94	284.16	7,082.31
Depreciation for the year	81.70	110.42	35.20	323.27	77.10	320.21	362.43	116.00	74.58	1,209.58	2,710.49
Depreciation on disposals	-	-	4.59	96.26	13.79	1.07	26.14	0.95	788.21	1,142.33	2,073.34
Balance at the end of the year	573.33	128.13	270.91	1,257.65	203.00	1,767.07	1,926.13	962.52	279.31	351.41	7,719.46
Net carrying value as at March 31, 2022	592.20	1,279.17	107.19	342.96	201.71	1,566.91	930.79	130.93	11.34	3,076.33	8,239.53

On transition to Ind AS, the Group had elected to continue with the carrying value of all of its property, plant and equipment recognised as at April 1, 2015 measured as per the Previous Indian GAAP and use that carrying value as the deemed cost of the property, plant and equipment.

Notes forming part of the Consolidated Financial Statements for the year ended March 31, 2023

(Rupees in millions, except for share data and if otherwise stated)

4. Right of use assets

As at March 31, 2023

Particulars	Aircraft and Engines	Equipment	Leasehold Land	Buildings	Total
Gross value - at cost					
Balance at the beginning of the year	304,105.08	5,387.87	3,288.29	2,240.51	315,021.75
Additions during the year	84,906.61	–	–	2,174.85	87,081.46
Disposals during the year	14,298.08	–	–	–	14,298.08
Adjustments during the year *	22,593.93	–	–	(43.76)	22,550.17
Balance at the end of the year	397,307.54	5,387.87	3,288.29	4,371.60	410,355.30
Accumulated depreciation					
Balance at the beginning of the year	107,875.80	1,485.93	642.03	636.51	110,640.27
Depreciation for the year**	47,378.51	636.38	221.64	411.63	48,648.16
Depreciation on disposals	14,298.08	–	–	–	14,298.08
Balance at the end of the year	140,956.23	2,122.31	863.67	1,048.14	144,990.35
Net carrying value as at March 31, 2023	256,351.31	3,265.56	2,424.62	3,323.46	265,364.95

As at March 31, 2022

Particulars	Aircraft and Engines	Equipment	Leasehold Land	Buildings	Total
Gross value - at cost					
Balance at the beginning of the year	251,021.62	5,387.87	2,944.16	2,316.50	261,670.15
Additions during the year	68,365.07	–	344.13	255.64	68,964.84
Disposals during the year	18,858.35	–	–	153.93	19,012.28
Adjustments during the year *	3,576.74	–	–	(177.70)	3,399.04
Balance at the end of the year	304,105.08	5,387.87	3,288.29	2,240.51	315,021.75
Accumulated depreciation					
Balance at the beginning of the year	80,086.41	849.55	373.28	499.20	81,808.44
Depreciation for the year**	46,647.74	636.38	268.75	291.24	47,844.11
Depreciation on disposals	18,858.35	–	–	153.93	19,012.28
Balance at the end of the year	107,875.80	1,485.93	642.03	636.51	110,640.27
Net carrying value as at March 31, 2022	196,229.28	3,901.94	2,646.26	1,604.00	204,381.48

*Includes adjustment on account of foreign currency loss, arising on re-statement of long-term foreign currency monetary loans used for acquisition of a depreciable capital asset, amounting to Rs. 1,304.15 (previous year Rs. 398.00) and modification on leases amounting to Rs. 21,246.02 (previous year Rs. 3,001.04).

** Depreciation for the year includes Rs. 20.77 (previous year Rs. 61.67) capitalised as part of Capital work-in-progress.

5. Intangible assets

As at March 31, 2023

Particulars	Computer software	Total
Gross value - at cost		
Balance at the beginning of the year	1,701.55	1,701.55
Additions during the year	24.16	24.16
Balance at the end of the year	1,725.71	1,725.71
Accumulated amortisation		
Balance at the beginning of the year	1,485.93	1,485.93
Amortisation for the year	132.51	132.51
Balance at the end of the year	1,618.44	1,618.44
Net carrying value as at March 31, 2023	107.27	107.27

Notes forming part of the Consolidated Financial Statements for the year ended March 31, 2023

(Rupees in millions, except for share data and if otherwise stated)

5. Intangible assets (Contd..)

As at March 31, 2022

Particulars	Computer software	Total
Gross value - at cost		
Balance at the beginning of the year	1,630.74	1,630.74
Additions during the year	73.73	73.73
Disposals during the year	2.92	2.92
Balance at the end of the year	1,701.55	1,701.55
Accumulated amortisation		
Balance at the beginning of the year	1,295.78	1,295.78
Amortisation for the year	193.07	193.07
Disposals during the year	2.92	2.92
Balance at the end of the year	1,485.93	1,485.93
Net carrying value as at March 31, 2022	215.62	215.62

On transition to Ind AS, the Group had elected to continue with the carrying value of all of its intangible assets recognised as at April 1, 2015 measured as per the Previous Indian GAAP and use that carrying value as the deemed cost of the intangible assets.

6. Intangible assets under development

As at March 31, 2023

Particulars	Computer software	Total
Balance at the beginning of the year	60.39	60.39
Additions during the year	160.39	160.39
Capitalisation during the year	12.61	12.61
Balance at the end of the year	208.17	208.17

As at March 31, 2022

Particulars	Computer software	Total
Balance at the beginning of the year	54.19	54.19
Additions during the year	75.72	75.72
Capitalisation during the year	69.52	69.52
Balance at the end of the year	60.39	60.39

Intangible assets under development ageing schedule

As at March 31, 2023

Particulars	Amount in intangible assets under development for a period of				Total
	Less than 1 year	1-2 years	2-3 years	More than 3 years	
Projects in progress	158.15	19.20	30.82	-	208.17
Total	158.15	19.20	30.82	-	208.17

As at March 31, 2022

Particulars	Amount in intangible assets under development for a period of				Total
	Less than 1 year	1-2 years	2-3 years	More than 3 years	
Projects in progress	26.48	32.79	1.12	-	60.39
Total	26.48	32.79	1.12	-	60.39

Notes forming part of the Consolidated Financial Statements for the year ended March 31, 2023

(Rupees in millions, except for share data and if otherwise stated)

6. Intangible assets under development (Contd..)

Projects whose completion is overdue or has exceeded its cost compared to its original plan are as follows:

As at March 31, 2023

Particulars	To be completed in				Total
	Less than 1 year	1-2 years	2-3 years	More than 3 years	
Project 1	1.45	–	–	–	1.45
Project 2	58.65	–	–	–	58.65
Project 3	54.71	–	–	–	54.71
Project 4	3.31	–	–	–	3.31
Project 5	0.52	–	–	–	0.52
Total	118.64	–	–	–	118.64

As at March 31, 2022

Particulars	To be completed in				Total
	Less than 1 year	1-2 years	2-3 years	More than 3 years	
Project 1	0.75	–	–	–	0.75
Project 2	0.36	–	–	–	0.36
Project 3	3.52	–	–	–	3.52
Project 4	49.52	–	–	–	49.52
Project 5	5.72	–	–	–	5.72
Project 6	0.52	–	–	–	0.52
Total	60.39	–	–	–	60.39

7. Capital work-in-progress (CWIP)

As at March 31, 2023

Particulars	Capital work-in-progress	Total
Balance at the beginning of the year	1,193.18	1,193.18
Additions during the year	404.45	404.45
Capitalisation during the year	1,597.63	1,597.63
Balance at the end of the year	–	–

As at March 31, 2022

Particulars	Capital work-in-progress	Total
Balance at the beginning of the year	663.51	663.51
Additions during the year	529.67	529.67
Balance at the end of the year	1,193.18	1,193.18

Capital work-in-progress ageing schedule

As at March 31, 2023

There is no capital work-in-progress as at March 31, 2023. Accordingly, disclosure for ageing of projects in progress is not applicable.

As at March 31, 2022

Particulars	Amount in CWIP for a period of				Total
	Less than 1 year	1-2 years	2-3 years	More than 3 years	
Projects in progress	529.67	340.59	312.89	10.03	1,193.18
Total	529.67	340.59	312.89	10.03	1,193.18



Notes forming part of the Consolidated Financial Statements for the year ended March 31, 2023

(Rupees in millions, except for share data and if otherwise stated)

7. Capital work-in-progress (CWIP) (Contd..)

Projects whose completion is overdue or has exceeded its cost compared to its original plan are as follows:

As at March 31, 2023

There is no capital work-in-progress as at March 31, 2023. Accordingly, disclosure for projects whose completion is overdue or has exceeded its cost compared to its original plan is not applicable.

As at March 31, 2022

Particulars	To be completed in				Total
	Less than 1 year	1-2 years	2-3 years	More than 3 years	
Project 1	1,104.60	–	–	–	1,104.60
Project 2	88.58	–	–	–	88.58
Total	1,193.18	–	–	–	1,193.18

8. Investments

Particulars	As at March 31, 2023	As at March 31, 2022
Non-current investments		
Equity investments	0.68	0.12
Total	0.68	0.12
Current investments		
Mutual funds	115,580.29	81,064.72
Total	115,580.29	81,064.72
Grand Total	115,580.97	81,064.84

Particulars	As at March 31, 2023		As at March 31, 2022	
	Non-current	Current	Non-current	Current
Investments at fair value through profit or loss (FVTPL)				
Equity investments, unquoted				
3,688 (previous year 1,125) equity shares of Thai Baht (THB) 100 each, fully paid up, of Aeronautical Radio of Thailand, a state enterprise under the Ministry of Transport*	0.68	–	0.12	–
Mutual Funds, unquoted**				
6,908,020 (previous year 6,908,020) units of Aditya Birla Sun Life Savings Fund Growth - Direct Plan	–	3,248.56	–	3,076.23
20,165,148 (previous year 20,165,148) units of Aditya Birla Sun Life Floating Rate Fund - Growth Direct Plan	–	6,041.22	–	5,717.81
17,512,898 (previous year 13,094,747) units of ICICI Prudential Saving Fund - Direct Plan - Growth	–	8,101.34	–	5,731.74
1,978,630 (previous year 1,978,630) units of Axis Treasury Advantage Fund - Direct Growth	–	5,402.28	–	5,124.69
159,160,354 (previous year 159,160,354) units of Kotak Savings Fund - Direct Plan - Growth	–	6,058.93	–	5,734.58
1,669,326 (previous year 1,502,737) units of SBI Magnum Low Duration Fund - Direct Plan - Growth	–	5,116.63	–	4,371.92
10,143,604 (previous year 8,875,361) units of Aditya Birla Sun Life Money Manager Fund Growth Direct Plan	–	3,207.35	–	2,652.94
643,084 (previous year 372,333) units of HDFC Money Market Fund - Direct Plan - Growth Option	–	3,165.08	–	1,733.14
Nil (previous year 4,759,115) units of ICICI Prudential Liquid Fund - Direct Plan - Growth	–	–	–	1,500.34
3,032,394 (previous year 4,646,680) units of ICICI Prudential Money Market Fund - Direct Plan - Growth	–	983.43	–	1,426.04

Notes forming part of the Consolidated Financial Statements

for the year ended March 31, 2023

(Rupees in millions, except for share data and if otherwise stated)

8. Investments (Contd..)

Particulars	As at March 31, 2023		As at March 31, 2022	
	Non-current	Current	Non-current	Current
1,080,780 (previous year 504,153) units of Kotak Money Market Scheme - Direct Plan - Growth	–	4,137.59	–	1,825.39
1,248,659 (previous year 1,067,418) units of Nippon India Money Market Fund - Direct Growth Plan Growth Option	–	4,429.64	–	3,576.45
201,386 (previous year 201,386) units of SBI Magnum Ultra Short Duration Fund Direct Growth	–	1,038.83	–	986.20
1,055,228 (previous year 1,829,581) units of UTI Money Market Fund - Direct Growth Plan	–	2,780.38	–	4,557.07
64,627,374 (previous year 64,627,374) units of HDFC Floating Rate Debt Fund- Direct Plan- Growth Option	–	2,738.27	–	2,591.25
171,609,689 (previous year 64,463,532) units of Bandhan Low Duration (previously IDFC Low Duration) Fund Growth Direct Plan	–	5,745.75	–	2,053.82
214,440,983 (previous year Nil) units of Bandhan Ultra short Term (previously IDFC Ultra Short Term) Fund Direct Plan Growth	–	2,805.32	–	–
396,888,473 (previous year 396,888,473) units of HDFC Ultra short fund - Direct Growth	–	5,201.58	–	4,926.50
568,771 (previous year 357,311) units of Invesco India Treasury Advantage Fund - Direct Plan Growth	–	1,895.52	–	1,133.64
Nil (previous year 1,057,977) units of Axis Liquid Fund - Direct Plan Growth Option	–	–	–	2,501.15
669,862 (previous year 171,724) units of HSBC Liquid Fund (previously L&T Liquid Fund) Direct Plan Growth	–	1,501.92	–	500.57
Nil (previous year 670,922) units of Nippon India Liquid Fund Direct Plan Growth (previously Reliance Liquid Fund Direct Plan Growth)	–	–	–	3,494.18
Nil (previous year 478,257) units of HDFC Liquid Fund - Direct Plan Growth Option	–	–	–	2,001.38
2,758,324 (previous year 9,540,732) units of Aditya Birla Sun Life Liquid Fund Direct Growth	–	1,001.50	–	3,273.67
2,584,308 (previous year 1,902,773) units of Axis Money Market Fund - Direct Plan Growth Option	–	3,146.68	–	2,191.59
Nil (previous year 200,356) units of Baroda BNP Paribas Liquid Fund - Direct Plan Growth Option	–	–	–	491.46
Nil (previous year 187,643) units of DSP Liquidity Fund - Direct Plan Growth Option	–	–	–	571.00
708,524 (previous year 708,524) units of Kotak Low Duration Fund - Direct Plan Growth Option	–	2,168.55	–	2,055.87
Nil (previous year 27,640,918) units of HSBC Money Market (previously L&T Money Market) Fund Direct Plan Growth	–	–	–	614.74
412,746 (previous year 290,801) units of Nippon India Low Duration Fund - Direct Plan Growth Option	–	1,378.70	–	921.49
Nil (previous year 291,075) units of SBI Liquid Fund - Direct Plan Growth Option	–	–	–	970.18
1,603,524 (previous year 1,603,524) units of UTI Floater Fund - Direct Plan Growth Option	–	2,123.91	–	2,017.89
15,706,761 (previous year Nil) units of Aditya Birla Sun Life Corporate Bond Fund - Direct Plan Growth Option	–	1,501.65	–	–
1,095,277 (previous year Nil) units of Axis Banking & PSU Debt Fund - Direct Plan Growth Option	–	2,506.62	–	–
66,869,291 (previous year Nil) units of Axis Corporate Debt Fund - Direct Plan Growth Option	–	1,001.19	–	–
14,998,641 (previous year Nil) units of Bandhan Banking & PSU Debt Fund (previously IDFC Banking & PSU Debt Fund)- Direct Plan Growth Option	–	320.26	–	–
54,372,295 (previous year Nil) units of Bandhan Money Manager Fund (previously IDFC Money Market Fund)- Direct Plan Growth Option	–	2,004.18	–	–
192,216,508 (previous year Nil) units of DSP Low Duration Fund - Direct Plan Growth Option	–	3,328.13	–	–



Notes forming part of the Consolidated Financial Statements for the year ended March 31, 2023

(Rupees in millions, except for share data and if otherwise stated)

8. Investments (Contd..)

Particulars	As at March 31, 2023		As at March 31, 2022	
	Non-current	Current	Non-current	Current
25,706,216 (previous year Nil) units of DSP Savings Fund - Direct Plan Growth Option	-	1,182.18	-	-
355,786 (previous year Nil) units of DSP Ultra Short Fund - Direct Plan Growth Option	-	1,112.73	-	-
36,262,656 (previous year Nil) units of HDFC Corporate Bond Fund - Direct Plan Growth Option	-	1,001.55	-	-
69,717,259 (previous year Nil) units of HSBC Banking and PSU Debt Fund - Direct Plan Growth Option	-	1,500.98	-	-
57,689,645 (previous year Nil) units of ICICI Prudential Corporate Bond Fund - Direct Plan Growth Option	-	1,501.53	-	-
823,235 (previous year Nil) units of Invesco India Money Market Fund - Direct Plan Growth Option	-	2,197.37	-	-
305,556 (previous year Nil) units of Kotak Corporate Bond Fund - Direct Plan Growth Option	-	1,001.07	-	-
83,422,786 (previous year Nil) units of Nippon India Banking & PSU Debt Fund - Direct Plan Growth Option	-	1,501.62	-	-
137,036 (previous year Nil) units of SBI Overnight Fund - Direct Plan Growth Option	-	500.08	-	-
422,856 (previous year Nil) units of Tata Overnight Fund - Direct Plan Growth Option	-	500.07	-	-
741,621 (previous year Nil) units of Tata Treasury Advantage Fund - Direct Plan Growth Option	-	2,533.34	-	-
1,754,499 (previous year Nil) units of HSBC Ultra Short Duration Fund - Direct Plan Growth	-	2,041.63	-	-
Nil (previous year 383,148) units of Aditya Birla Sun Life Liquid Fund - Growth- Direct Plan	-	-	-	131.47
258,476 (previous year 1,511,135) units of Aditya Birla Sun Life Money Manager Fund - Growth- Direct Plan	-	81.73	-	451.69
552,424 (previous year 552,424) units of Aditya Birla Sun Life Floating Rate fund - Growth- Direct Plan	-	165.50	-	156.64
164,451 (previous year Nil) units of HSBC Liquid Fund - Growth- Direct Plan	-	191.36	-	-
Investments at fair value through other comprehensive income (FVTOCI)				
Target Maturity Index Funds, unquoted***				
136,813,154 (previous year Nil) units of Aditya Birla Sun Life Nifty SDL Plus PSU Bond September 2026 60:40 Index Fund - Direct Plan Growth Option	-	1,434.90	-	-
184,287,165 (previous year Nil) units of Edelweiss Nifty PSU Bond Plus SDL April 2026 50:50 Index Fund - Direct Plan Growth Option	-	2,040.11	-	-
97,121,184 (previous year Nil) units of SBI CPSE Bond Plus SDL September 2026 50:50 Index Fund - Direct Plan Growth Option	-	1,011.55	-	-
Total	0.68	115,580.29	0.12	81,064.72
Aggregate value of unquoted investments	0.68	115,580.29	0.12	81,064.72

There are no quoted investments during the current and previous year.

* The transfer of investment is restricted to airline members flying in Thailand.

** Mutual Funds include Rs. 17,859.52 (previous year Rs. 16,313.56) as mutual funds under lien to banks as security for availing various non-fund based lines of credit.

*** Target Maturity Index Funds follow a passive buy and hold investment strategy to receive contractual cashflows except for meeting redemption and rebalancing requirements. Investment in such funds are classified as FVTOCI as cash flows from these investments are realised on maturity or upon sale.

Details on the Group's bank deposits, current investments, cash and cash equivalents and bank balances other than cash and cash equivalents, bifurcated into non-lien and under lien is included in Note 42.

Information about the Group's exposure to credit and market risks, and fair value measurement, is included in Note 29.

Notes forming part of the Consolidated Financial Statements for the year ended March 31, 2023

(Rupees in millions, except for share data and if otherwise stated)

9. Other financial assets

Particulars	Rs at March 31, 2023		Rs at March 31, 2022	
	Non-current	Current	Non-current	Current
Unsecured, considered good, unless otherwise stated				
Security deposits				
- Considered good*	24,230.58	7,090.62	20,899.59	471.66
- Credit impaired	–	6.62	–	6.00
	24,230.58	7,097.24	20,899.59	477.66
Less: Impairment allowances	–	6.62	–	6.00
	24,230.58	7,090.62	20,899.59	471.66
Bank deposits (due for maturity after twelve months from the reporting date)**	265.89	–	9.21	–
Interest accrued but not due on financial instruments	3.19	1,277.35	2.42	148.87
Maintenance recoverable	–	35.84	–	825.60
Others (including credit recoverable)	–	1,993.86	–	1,834.97
Total	24,499.66	10,397.67	20,911.22	3,281.10

* Includes deposits given to related parties amounting to Rs. 57.58 (previous year Rs 56.28) which represents deposits given to private companies in which a director of the Company is a director or member. Refer to Note 35.

**Bank deposits include Rs. 250.10 (previous year Rs.0.10) as deposits under lien to banks as security for availing various non-fund based lines of credit.

Details on the Group's bank deposits, current investments, cash and cash equivalents and bank balances other than cash and cash equivalents, bifurcated into non-lien and under lien is included in Note 42.

10. Other assets

Particulars	Rs at March 31, 2023		Rs at March 31, 2022	
	Non-current	Current	Non-current	Current
Unsecured, considered good, unless otherwise stated				
Prepaid expenses	–	669.73	–	632.38
Balance with tax authorities*	13,213.82	3,490.36	11,897.26	7,021.67
Capital advances	1,725.75	–	322.07	–
Advance to employees	31.75	31.57	47.66	90.39
Other recoverable	–	1,234.24	–	999.84
	14,971.32	5,425.90	12,266.99	8,744.28
Advance to suppliers				
- Considered good	–	576.72	–	587.42
- Considered doubtful	–	2.19	–	2.19
	–	578.91	–	589.61
Less: Impairment allowances for doubtful advances	–	2.19	–	2.19
	–	576.72	–	587.42
Total	14,971.32	6,002.62	12,266.99	9,331.70

* Balance with tax authorities includes Integrated Goods and Services Tax ('IGST') amounting to Rs. 12,638.46 (previous year Rs. 10,616.39) paid under protest to custom authorities, on re-import of repaired aircraft, aircraft engines and other certain aircraft parts and Rs. 459.47 (previous year Rs. 600.64) paid under protest to various tax authorities. Refer to Note 31.(ii).



Notes forming part of the Consolidated Financial Statements for the year ended March 31, 2023

(Rupees in millions, except for share data and if otherwise stated)

11. Inventories

Particulars	As at March 31, 2023	As at March 31, 2022
Valued at lower of cost or net realisable value		
Stores and spares		
– Engineering stores and spares	5,342.56	3,575.60
– Goods in transit	242.01	218.33
	5,584.57	3,793.93
Loose tools	206.47	179.51
Stock-in-trade		
– In-flight inventory	119.63	107.19
Total	5,910.67	4,080.63

12. Trade receivables

Particulars	As at March 31, 2023	As at March 31, 2022
Unsecured, considered good, unless otherwise stated		
Trade receivables		
– Considered good	5,199.04	3,329.23
– Credit impaired	84.04	79.58
	5,283.08	3,408.81
Less: Impairment allowances	84.04	79.58
Total	5,199.04	3,329.23

Trade receivables ageing schedule

As at March 31, 2023

Particulars	Outstanding for following periods from due date of payment					Total
	less than 6 months	6 months - 1 year	1-2 years	2-3 years	More than 3 years	
Undisputed Trade receivables – considered good	4,988.08	200.11	3.64	–	7.21	5,199.04
Undisputed Trade receivables – which have significant increase in credit risk	–	–	–	–	–	–
Undisputed Trade receivables – credit impaired	–	9.38	2.13	0.48	0.60	12.59
Disputed Trade receivables - considered good	–	–	–	–	–	–
Disputed Trade receivables – which have significant increase in credit risk	–	–	–	–	–	–
Disputed Trade receivables – credit impaired	–	–	–	–	71.45	71.45
Total	4,988.08	209.49	5.77	0.48	79.26	5,283.08

As at March 31, 2022

Particulars	Outstanding for following periods from due date of payment					Total
	less than 6 months	6 months - 1 year	1-2 years	2-3 years	More than 3 years	
Undisputed Trade receivables – considered good	3,258.36	55.42	9.74	5.71	–	3,329.23
Undisputed Trade receivables – which have significant increase in credit risk	–	–	–	–	–	–
Undisputed Trade receivables – credit impaired	–	4.04	4.09	–	–	8.13
Disputed Trade receivables - considered good	–	–	–	–	–	–
Disputed Trade receivables – which have significant increase in credit risk	–	–	–	–	–	–
Disputed Trade receivables – credit impaired	–	–	–	–	71.45	71.45
Total	3,258.36	59.46	13.83	5.71	71.45	3,408.81

Notes forming part of the Consolidated Financial Statements for the year ended March 31, 2023

(Rupees in millions, except for share data and if otherwise stated)

12. Trade receivables (Contd..)

Trade receivables includes receivables from related parties amounting Rs. 189.92 (previous year Rs. 331.61). Refer to Note 35.

The carrying amount of trade receivables approximates their fair value, is included in Note 29.

The Group's exposure to credit and currency risks, and impairment allowances related to trade receivables is disclosed in Note 29.

For details of contract balances refer to Note 20.

13. Cash and cash equivalents

Particulars	As at March 31, 2023	As at March 31, 2022
Cash on hand	8.07	9.95
Balances with banks:		
- On current accounts	6,513.15	3,635.89
- On deposit accounts (with original maturity of three months or less)	6,158.47	6,507.45
Total	12,679.69	10,153.29

Cash and cash equivalents includes Rs. 3,255.89 (previous year Rs. 5,876.13) held in foreign currency which can be repatriated back by the Group subject to procedural compliances in local jurisdictions. It also includes unclaimed dividend as at March 31, 2023 amounting to Rs. 0.51 (previous year Rs. 0.51).

Details on the Group's bank deposits, current investments, cash and cash equivalents and bank balances other than cash and cash equivalents, bifurcated into non-lien and under lien is included in Note 42.

Information about the Group's exposure to credit and market risks, and fair value measurement, is included in Note 29.

14. Bank balances other than cash and cash equivalents

Particulars	As at March 31, 2023	As at March 31, 2022
Bank balances other than cash and cash equivalents*		
- On deposit accounts	105,717.16	91,048.12
Total	105,717.16	91,048.12

*Bank deposits include deposits under lien to banks as security for availing various fund and non-fund based lines of credit amounting to Rs. 94,175.45 (previous year Rs. 88,320.07) and as security towards government authorities (refer to Note 31 (iii)) amounting to Rs. 9.45 (previous year Rs. 9.45).

Bank deposits also includes Rs. 85,505.95 (previous year Rs. 65,378.42) held in foreign currency.

Details on the Group's bank deposits, current investments, cash and cash equivalents and bank balances other than cash and cash equivalents, bifurcated into non-lien and under lien is included in Note 42.

Information about the Group's exposure to credit and market risks, and fair value measurement, is included in Note 29.

15. Share capital

Particulars	As at March 31, 2023	As at March 31, 2022
a. Authorised		
Equity shares		
750,000,000 (previous year 750,000,000) equity shares of Rs. 10 each	7,500.00	7,500.00
Total	7,500.00	7,500.00
b. Issued, subscribed and paid up		
385,547,099 (previous year 385,254,729) equity shares of Rs. 10 each, fully paid up	3,855.47	3,852.55
Total	3,855.47	3,852.55



Notes forming part of the Consolidated Financial Statements for the year ended March 31, 2023

(Rupees in millions, except for share data and if otherwise stated)

15. Share capital (Contd..)

c. Reconciliation of number of equity shares outstanding at the beginning and end of the year :

Particulars	For the year ended March 31, 2023	For the year ended March 31, 2022
Equity shares issued, subscribed and paid up		
Equity shares at the beginning of the year	385,254,729	384,910,000
Equity shares increased during the year :		
- Issued during the year pursuant to exercise of employee stock options (Refer to Note 38)	292,370	344,729
Equity shares at the end of the year	385,547,099	385,254,729

d. Terms / rights attached to the equity shares

The Company has one class of equity share having a par value of Rs. 10 per share. Each holder of the equity share is entitled to one vote per share and is entitled to dividend declared, if any. The paid up equity shares of the Company rank pari-passu in all respects, including dividend. The final dividend proposed by the Board of Directors is subject to the approval of the shareholders in the ensuing Annual General Meeting. The interim dividend is declared by the Board of Directors. In the event of liquidation of the Company, the holders of the equity shares will be entitled to receive the remaining assets of the Company, after distribution of all preferential amounts, if any. The distribution will be in proportion to the number of equity shares held by the shareholders.

e. Shareholders holding more than 5% equity shares in the Company:

Particulars	As at March 31, 2023		As at March 31, 2022	
	Number of Shares	%	Number of Shares	%
InterGlobe Enterprises Private Limited	145,706,774	37.79%	145,706,774	37.82%
Rakesh Gangwal	51,021,132	13.23%	56,421,132	14.65%
The Chinkerpoo Family Trust (Trustee: Shobha Gangwal & J.P.Morgan Trust Company of Delaware)	52,050,413	13.50%	52,263,313	13.57%
Shobha Gangwal	11,523,361	2.99%	32,310,461	8.39%

f. Shares reserved for issuance under Stock Option Plans of the Company

For details of shares reserved for issue under the employee stock option scheme (ESOS) of the Company. (Refer to Note 38)

g. Details of shares held by the promoters and promoter group

As at March 31, 2023

Particulars	No of Shares	Percentage of total shares	Percentage change during the year
InterGlobe Enterprises Private Limited	145,706,774	37.79%	0.00%
Rakesh Gangwal	51,021,132	13.23%	(9.57%)
The Chinkerpoo Family Trust (Trustee: Shobha Gangwal & J.P.Morgan Trust Company of Delaware)	52,050,413	13.50%	(0.41%)
Shobha Gangwal	11,523,361	2.99%	(64.34%)
Asha Mukherjee	1,245,688	0.32%	0.00%
Kapil Bhatia	50,000	0.01%	0.00%
Rahul Bhatia	40,000	0.01%	0.00%
Rohini Bhatia	10,000	0.00%	0.00%
Alok Mehta	305	0.00%	0.00%
Total	261,647,673	67.86%	

Notes forming part of the Consolidated Financial Statements for the year ended March 31, 2023

(Rupees in millions, except for share data and if otherwise stated)

15. Share capital (Contd..)

As at March 31, 2022

Particulars	No of Shares	Percentage of total shares	Percentage change during the year
InterGlobe Enterprises Private Limited	145,706,774	37.82%	0.00%
Rakesh Gangwal	56,421,132	14.65%	0.00%
The Chinkerpoo Family Trust (Trustee: Shobha Gangwal & J.P.Morgan Trust Company of Delaware)	52,263,313	13.57%	0.00%
Shobha Gangwal	32,310,461	8.39%	0.00%
Asha Mukherjee	1,245,688	0.32%	0.00%
Kapil Bhatia	50,000	0.01%	0.00%
Rahul Bhatia	40,000	0.01%	0.00%
Rohini Bhatia	10,000	0.00%	0.00%
Alok Mehta	305	0.00%	19.61%
Total	288,047,673	74.77%	

16. Other equity

Particulars	As at March 31, 2023	As at March 31, 2022
Equity component of compound financial instruments	58.79	58.79
Reserves and surplus	(66,379.42)	(63,791.96)
Total	(66,320.63)	(63,733.17)

a. Equity component of compound financial instruments

Particulars	For the year ended March 31, 2023	For the year ended March 31, 2022
Nil (previous year Nil) 0.00% convertible preference shares of Rs. 1,000 each *		
Balance at the beginning of the year	58.79	58.79
Balance at the end of the year	58.79	58.79

* The fully paid up convertible preference shares of Rs. 1,000 each were issued at a premium ranging from Rs. 5,650 to Rs. 6,642 per share with 0.00% coupon rate and were convertible into equity shares of the Company in the ratio of 1:1 not earlier than (a) the initial public offer of the Company; or (b) a strategic sale of the Company. In the event of liquidation of the Company before conversion of convertible preference shares, the preference shareholders had priority over the equity shares in the repayment of the capital. The holder of preference shares were entitled to one vote per share at any meeting of the Company on any resolutions of the Company directly affecting their rights.

During the year ended March 31, 2016, 36,716 fully paid up 0.00% convertible preference shares were converted into equity shares of the Company in the prescribed ratio of 1:1, vide resolution passed by the Board at its meeting held on June 23, 2015.

b. Reserves and surplus

Particulars	As at March 31, 2023	As at March 31, 2022
Employee stock option outstanding account (Refer to Note 38)	481.21	485.58
Securities premium	39,214.57	38,817.01
General reserve	389.07	389.07
Retained earnings	(106,459.63)	(103,483.62)
Other comprehensive income - debt instruments through other comprehensive income (net of tax)	(4.64)	-
Total	(66,379.42)	(63,791.96)

Notes forming part of the Consolidated Financial Statements for the year ended March 31, 2023

(Rupees in millions, except for share data and if otherwise stated)

16. Other equity (Contd..)

(i) Employee stock option outstanding account

Particulars	For the year ended March 31, 2023	For the year ended March 31, 2022
Balance at the beginning of the year	485.58	350.24
Employee stock option scheme expense (Refer to Note 38)*	172.45	342.04
Amount utilised for issue of shares pursuant to exercise of employee stock options (Refer to Note 38)	(176.82)	(206.70)
Balance at the end of the year	481.21	485.58

Employee stock option outstanding account is used to record the impact of employee stock option schemes. Refer to Note 38 for further details of these plans.

*Includes a reversal of employee stock option scheme expense of Rs. 180.33 (previous year Rs. 38.63) towards forfeiture of employee stock options granted to certain employee[s].

(ii) Securities premium

Particulars	For the year ended March 31, 2023	For the year ended March 31, 2022
Balance at the beginning of the year	38,817.01	38,337.21
Amount transferred for issue of shares pursuant to exercise of employee stock options (Refer to Note 38)	176.82	206.70
Premium received during the year on account of issue of shares on exercise of employee stock options (Refer to Note 38)	220.74	273.10
Balance at the end of the year	39,214.57	38,817.01

Securities premium is used to record the premium on issue of shares and the same is utilised in accordance with the provisions of the Companies Act, 2013.

(iii) General reserve

Particulars	For the year ended March 31, 2023	For the year ended March 31, 2022
Balance at the beginning of the year	389.07	389.07
Balance at the end of the year	389.07	389.07

The Group had transferred certain percentage of retained earnings to general reserve as per the provisions for dividend distribution under the Companies Act, 1956.

(iv) Retained earnings

Particulars	For the year ended March 31, 2023	For the year ended March 31, 2022
Balance at the beginning of the year	(103,483.62)	(41,875.82)
Less: Loss for the year	(3,057.89)	(61,618.45)
Add: Other comprehensive income / (loss) - remeasurement of defined benefit plans (net of tax)	81.88	10.65
Balance at the end of the year	(106,459.63)	(103,483.62)

Retained earnings are the accumulated profits / (losses) earned by the Group till date, adjusted with impact of changes in accounting pronouncements and amount transferred from other comprehensive income, less transfer to general reserves, dividend (including applicable taxes) and other distributions made to the shareholders.

Notes forming part of the Consolidated Financial Statements for the year ended March 31, 2023

(Rupees in millions, except for share data and if otherwise stated)

16. Other equity (Contd..)

(v) Other comprehensive income - debt instruments through other comprehensive income (net of tax)

Particulars	For the year ended March 31, 2023	For the year ended March 31, 2022
Balance at the beginning of the year	–	–
Other comprehensive income - debt instruments through other comprehensive income (net of tax)	(4.64)	–
Balance at the end of the year	(4.64)	–

Debt instruments through other comprehensive income represents the cumulative gains (net of losses) arising on revaluation of debt instruments measured at fair value through other comprehensive income, net of amounts reclassified, if any, to profit or loss when those instruments are disposed of.

17. Financial liabilities

17.a. Borrowings

Particulars	As at March 31, 2023		As at March 31, 2022	
	Non-current	Current	Non-current	Current
Secured				
Term loans:				
Foreign currency term loan				
– From others	–	4,523.37	4,161.71	–
Working capital loans:				
From Banks:				
– Foreign currency loan	–	–	–	3,357.70
– Indian rupee loan	–	18,000.00	–	31,447.95
Total	–	22,523.37	4,161.71	34,805.65

Information about the Group's exposure to market and liquidity risks is included in Note 29.

Secured - Term loans

As at March 31, 2023

Particulars	Disclosed under	As at March 31, 2023	Interest rate*	Period of maturity from the reporting date
Foreign currency term loan - USD [#]	Financial liabilities - borrowings	4,523.37	USD LIBOR plus markup	15 months

*Markup is 275 basis points over 6 month USD LIBOR. The period of maturity from the date of origination is 143 months.

[#]The above mentioned loan is repayable in ten equal installments of USD 5.5 million between the period July 2023 - June 2024.

Foreign currency term loan is secured by way of assignment of rights, title, benefits and interests of the Group in respect to Buyer-furnished equipment ('BFE') installed or to be installed in the aircraft under BFE Security and Assignment Agreement. Moreover, the lender has a contractual right to buy certain aircraft to be delivered to the Group partially by utilising the pre-delivery payments under the agreement signed by Airbus S.A.S, lender and the Group.

There are no defaults as on reporting date in repayment of principal and interest.



Notes forming part of the Consolidated Financial Statements for the year ended March 31, 2023

(Rupees in millions, except for share data and if otherwise stated)

17.a. Borrowings (Contd..)

As at March 31, 2022

Particulars	Disclosed under	As at March 31, 2022	Interest rate*	Period of maturity from the reporting date
Foreign currency term loan - USD#	Financial liabilities - borrowings	4,161.71	USD LIBOR plus markup	27 months

*Markup is 275 basis points over 6 month USD LIBOR. The period of maturity from the date of origination is 143 months.

#The above mentioned loan is repayable in ten equal installments of USD 5.5 million between the period July 2023 - June 2024.

Foreign currency term loan is secured by way of assignment of rights, title, benefits and interests of the Group in respect to Buyer-furnished equipment ('BFE') installed or to be installed in the aircraft under BFE Security and Assignment Agreement. Moreover, the lender has a contractual right to buy certain aircraft to be delivered to the Group partially by utilising the pre-delivery payments under the agreement signed by Airbus S.A.S, lender and the Group.

There are no defaults as on reporting date in repayment of principal and interest.

Secured - Working capital loans

As at March 31, 2023

Working capital loans are repayable in 6 to 10 days from the reporting date. These loans are drawn under banking facilities that are revolving in nature i.e., can be redrawn upon repayment.

Rate of interest on working capital loans is 8.20% per annum.

Working capital loans are secured through first pari passu charge by way of hypothecation on current assets (excluding cash and cash equivalents, bank balances and investments of the Group) and credit / debit card receivables of the Group (present and future) along with deposits with bank under lien.

There are no defaults as on reporting date in repayment of principal and interest.

The Group has been sanctioned working capital limits from banks during the year which in certain cases include security of current assets of the Group. As per the respective loan agreements, details / statement pertaining to such current assets may have to be provided on occurrence of certain events, however there are no such trigger event during the year ended March 31, 2023. Accordingly, the Group was not required to file any quarterly returns/statements in relation to such security with the respective banks.

As at March 31, 2022

Working capital loans are repayable in 4 to 19 days from the reporting date. These loans are drawn under banking facilities that are revolving in nature i.e., can be redrawn upon repayment.

Rate of interest on working capital loans ranges from 2.50% to 6.90% per annum.

Foreign currency loan is secured through first pari passu charge or subservient charge on current assets (excluding cash and cash equivalents, bank balances and investments of the Group) and deposits with banks under lien. A portion of Foreign currency loan is also secured through first pari passu charge on credit / debit card receivables of the Group (present and future).

Indian Rupee loan is secured through first pari passu charge by way of hypothecation on current assets (excluding cash and cash equivalents, bank balances and investments of the Group). A portion of Indian Rupee Loan is also secured by first pari passu charge on credit / debit card receivables of the Group (present and future) and deposits with bank under lien.

There are no defaults as on reporting date in repayment of principal and interest.

The Group has been sanctioned working capital limits from banks during the year which in certain cases include security of current assets of the Group. As per the respective loan agreements, details / statement pertaining to such current assets may have to be provided on occurrence of certain events, however there are no such trigger event during the year ended March 31, 2022. Accordingly, the Group was not required to file any quarterly returns/statements in relation to such security with the respective banks.

Notes forming part of the Consolidated Financial Statements for the year ended March 31, 2023

(Rupees in millions, except for share data and if otherwise stated)

17.b. Lease liabilities

Particulars	Rs at March 31, 2023		Rs at March 31, 2022	
	Non-current	Current	Non-current	Current
Lease liabilities*	322,246.09	103,772.67	250,586.59	79,224.42
Total	322,246.09	103,772.67	250,586.59	79,224.42

The Group's leased assets primarily consist of leases for aircraft and engines, equipment, leasehold land and buildings.

Interest expense on lease liabilities for the year is amounting to Rs. 26,376.26 (previous year Rs. 19,627.85) (including interest amounting to Rs. 36.61 (previous year Rs. 109.45) capitalised under capital work-in-progress). Refer to Note 26.

Certain lease liabilities amounting to Rs. 10,542.23 (previous year Rs. 13,155.50) are secured against the respective aircraft. Remaining lease liabilities are secured to the extent of letter of credits issued / deposits given to lessors.

The Group has recognised an expense of Rs. 3,258.40 (previous year Rs. 3,116.84) on account of short term leases which represents leased aircraft and engines. The portfolio of other short-term leases to which the Group is committed at the end of the reporting period is not materially different from the portfolio of other short term leases for which expense has been recognised during the year.

The Group has several lease contracts that include extension and termination options. The management has included termination options in determination of lease term for contracts having such option. Extension options have not been included in determination of lease term since the management is reasonably certain not to exercise these options. Potential cash flows in relation to such extension options cannot be ascertained since the cash outflow for the extended period will depend on the negotiations with the lessors in the event of exercising the extension options.

Under certain lease arrangements of aircraft and engines, the Group incurs variable payments towards maintenance of the aircraft which are disclosed under "Supplementary rentals and aircraft repair and maintenance (net)".

The Group has entered into sale and leaseback arrangements, for certain aircraft and engines owned and controlled by the Group, to increase its liquidity. The Group has recorded proceeds of Rs. 6,740.71 (previous year Rs. 6,006.43) (net) from the sale and leaseback arrangements as disclosed in the Consolidated Cash Flow Statement. The profit on sale and leaseback arrangements is Rs. Nil (previous year Rs. 750.96) disclosed in Note 23.

Future cash outflows for leases not yet commenced amounts to Rs. 39,629.08 (previous year Rs. 64,435.43).

The maturity analysis of lease liabilities are disclosed in Note 29. Further, information about the Group's exposure to market risks is disclosed in Note 29.

*Includes lease liabilities with related parties amounting to Rs. 4,737.58 (previous year Rs. 5,093.61). Refer to Note 35.

17.c. Other financial liabilities

Particulars	Rs at March 31, 2023		Rs at March 31, 2022	
	Non-current	Current	Non-current	Current
Interest accrued but not due on borrowings	–	136.07	–	46.28
Supplementary rentals	42,974.68	22,253.80	21,540.98	31,728.64
Aircraft maintenance	35,836.42	3,511.21	11,552.02	5,153.16
Unclaimed dividend	–	0.51	–	0.51
Total	78,811.10	25,901.59	33,093.00	36,928.59

Information about the Group's exposure to market and liquidity risks is included in Note 29.

Notes forming part of the Consolidated Financial Statements for the year ended March 31, 2023

(Rupees in millions, except for share data and if otherwise stated)

18. Provisions

Particulars	As at March 31, 2023		As at March 31, 2022	
	Non-current	Current	Non-current	Current
Provision for employee benefits				
– Provision for defined benefit plans (Refer to Note 33)	2,011.65	239.87	1,746.78	205.89
– Provision for other long term employee benefits	1,428.86	849.38	1,263.54	769.19
Others				
– Provision for maintenance, redelivery and overhaul cost (Refer to Note below)	9,924.03	1,807.25	2,886.56	6,627.68
Total	13,364.54	2,896.50	5,896.88	7,602.76

Provision for maintenance, redelivery and overhaul cost

The schedule of provision as required to be disclosed in compliance with Ind AS 37 on 'Provisions, Contingent Liabilities and Contingent Assets' is as under:

Particulars	For the year ended March 31, 2023	For the year ended March 31, 2022
Balance as at beginning of the year	9,514.24	17,850.79
Provisions created during the year*	7,523.11	14,794.19
Interest accretion on provisions during the year	405.42	340.57
Amounts utilised/adjusted during the year	(6,204.69)	(23,605.44)
Impact of exchange loss on restatement of opening provision	(444.14)	(310.01)
Impact of exchange loss on restatement of closing provision	937.34	444.14
Balance as at end of the year	11,731.28	9,514.24
Balance as at end of the year - Non-current	9,924.03	2,886.56
Balance as at end of the year - Current	1,807.25	6,627.68

*It includes:

- Provision for redelivery obligation: The Group has in its fleet, aircraft on lease. As contractually agreed under certain lease contracts, the aircraft have to be redelivered to the lessors at the end of the lease term under stipulated contractual return conditions. The redelivery obligations are determined by management based on historical trends and data, and are capitalised at the present value of expected outflow, where effect of the time value of money is material.
- Provision for overhaul expenses for certain aircraft held under lease are recorded at discounted value, where effect of the time value of money is material.
- Provision for engine maintenance which represents additional accrual, beyond supplementary rentals, for the estimated future costs of engine maintenance checks. These accruals are based on past trends for costs incurred on such events, future expected utilisation of engine, condition of the engine and expected maintenance interval and are recorded over the period of the next expected maintenance visit.

The measurement of the provision for redelivery and overhaul cost includes assumptions primarily relating to expected costs and discount rates commensurate with the expected obligation maturity schedules. An estimate is therefore made to ensure that the provision corresponds to the present value of the expected costs to be borne by the Group. Judgement is exercised by management given the long-term nature of assumptions that go into the determination of the provision. The assumption made in relation to the current year are consistent with those in the previous year.

Expected timing of resulting outflow of economic benefit is financial year 2023-24 to 2032-33 (previous year 2022-23 to 2031-32) and the Group calculates the provision using Discounted Cash Flow (DCF) method.

Sensitivity analysis for key assumptions used:

If expected cost differ by 10% from management's estimate, while holding all other assumptions constant, the provision for maintenance, redelivery and overhaul cost may increase / decrease by Rs. 984.94 (previous year by Rs. 802.38).

If expected discount rate differ by 1%, while holding all other assumptions constant, the provision for maintenance, redelivery and overhaul cost may increase by Rs 87.77 (previous year Rs. 28.39) or decrease by Rs. 93.17 (previous year by Rs. 38.86).

Notes forming part of the Consolidated Financial Statements for the year ended March 31, 2023

(Rupees in millions, except for share data and if otherwise stated)

19. Trade payables

Particulars	As at March 31, 2023	As at March 31, 2022
Micro enterprises and small enterprises (Refer to Note below)	199.61	97.40
	199.61	97.40
Other than micro enterprises and small enterprises		
– Related parties (Refer to Note 35)	237.43	37.76
– Other trade payables	31,652.85	31,383.04
	31,890.28	31,420.80
Total	32,089.89	31,518.20

Trade payables ageing schedule

As at March 31, 2023

Particulars	Outstanding for following periods from due date of payment				Total
	Less than 1 year	1-2 years	2-3 years	More than 3 years	
Total outstanding dues of micro enterprises and small enterprises	199.20	0.41	–	–	199.61
Total outstanding dues other than micro enterprises and small enterprises	27,364.10	3,610.78	324.29	591.11	31,890.28
Disputed dues of micro enterprises and small enterprises	–	–	–	–	–
Disputed dues other than micro enterprises and small enterprises	–	0.64	0.02	18.03	18.69

As at March 31, 2022

Particulars	Outstanding for following periods from due date of payment				Total
	Less than 1 year	1-2 years	2-3 years	More than 3 years	
Total outstanding dues of micro enterprises and small enterprises	94.36	1.56	1.48	–	97.40
Total outstanding dues other than micro enterprises and small enterprises	29,848.30	974.29	261.31	336.90	31,420.80
Disputed dues of micro enterprises and small enterprises	–	–	–	–	–
Disputed dues other than micro enterprises and small enterprises	17.66	4.50	10.04	18.66	50.87

Information about the Group's exposure to market and liquidity risks is included in Note 29.

Dues to micro and small enterprises

Particulars	As at March 31, 2023	As at March 31, 2022
The amounts remaining unpaid to micro and small suppliers as at the end of the year		
– Principal	199.61	97.40
– Interest	0.05	0.04
The amount of interest paid by the buyer as per the Micro Small and Medium Enterprises Development Act, 2006 (MSMED Act, 2006)	–	–
The amounts of the payments made to micro and small suppliers beyond the appointed day during each accounting year	40.95	40.28
The amount of interest due and payable for the period of delay in making payment (which have been paid but beyond the appointed day during the year) but without adding the interest specified under MSMED Act, 2006	0.48	0.47
The amount of interest accrued and remaining unpaid at the end of each accounting year	0.53	0.51
The amount of further interest remaining due and payable even in the succeeding years, until such date when the interest dues as above are actually paid to the small enterprise for the purpose of disallowance as a deductible expenditure under the MSMED Act, 2006	–	–



Notes forming part of the Consolidated Financial Statements for the year ended March 31, 2023

(Rupees in millions, except for share data and if otherwise stated)

20. Other liabilities

Particulars	As at March 31, 2023		As at March 31, 2022	
	Non-current	Current	Non-current	Current
Advances from sales agents	–	6,775.36	–	4,168.67
Forward sales	–	37,019.15	–	24,866.62
Employee related liabilities	315.21	2,415.56	114.89	1,388.33
Statutory dues	–	4,137.66	–	2,887.90
Others - amount received in advance	136.76	472.91	227.90	273.46
Total	451.97	50,820.64	342.79	33,584.98

Contract balances

Trade receivables are generally unsecured and are derived from revenue earned (including applicable taxes and airport levies) from customers, primarily located in India and certain parts of Middle East and South Asia. Trade receivables also includes credit / debit card receivables of the Group which are realisable within a period of 1 to 7 working days.

Contract liability is comprised of consideration from sale of tickets not yet flown, reported as forward sales disclosed under other current liabilities.

Particulars	As at March 31, 2023	As at March 31, 2022
Trade receivables (Refer to Note 12)	5,199.04	3,329.23
Forward sales (Refer to Note 20)	37,019.15	24,866.62

Revenue recognised from amount included in contract liabilities (forward sales) at the beginning of the year amounts to Rs. 19,255.31 (previous year Rs. 4,795.20) (excludes amount collected on behalf of third parties and amount refunded due to cancellations).

21. Tax expense

a. Amounts recognised in the Consolidated Statement of Profit and Loss comprises :

Particulars	For the year ended March 31, 2023	For the year ended March 31, 2022
Current tax:		
– Current year	13.16	1.81
– Previous years	0.88	2.31
	14.04	4.12
Deferred tax expense:		
Attributable to-		
Deferred tax charge / (credit) for current year	–	77.49
	–	77.49
Total tax expense	14.04	81.61

Income tax recognised in other comprehensive income

Particulars	For the year ended March 31, 2023	For the year ended March 31, 2022
Remeasurements of defined benefit plans	81.88	10.65
Income tax relating to above mentioned item	–	–
Debt instruments through other comprehensive income	(4.64)	–
Income tax relating to above mentioned item	–	–
Total	77.24	10.65

Notes forming part of the Consolidated Financial Statements for the year ended March 31, 2023

(Rupees in millions, except for share data and if otherwise stated)

21. Tax expense (Contd..)

b. Reconciliation of effective tax rate

Particulars	For the year ended March 31, 2023	For the year ended March 31, 2022
Loss before tax	(3,043.85)	(61,536.84)
Tax using the Company's domestic tax rate - 25.168% (previous year - 25.168%)	(766.08)	(15,487.59)
Tax effect of:		
Income not liable to tax	(6,488.31)	(5,873.38)
Additional deduction on employee stock option scheme expense	(29.46)	(37.63)
Adjustments in current tax of prior years	0.88	2.31
Deferred tax of previous year	(1,764.33)	14.13
Adjustments in deferred tax charge / (credit) pertaining to prior years	-	77.49
Unabsorbed depreciation and carry forward of losses*	9,029.54	20,490.54
Deduction u/s 80JJAA	(52.85)	(60.26)
Capital gain on sale of depreciable assets	-	935.17
Others	84.65	20.83
Income tax expense	14.04	81.61

* Represents tax effect of unabsorbed depreciation and carry forward of losses on which deferred tax asset is not recognised.

c. Income tax assets and income tax liabilities:

Particulars	As at March 31, 2023	As at March 31, 2022
Income tax assets [net of current income tax liabilities Rs. 26,491.09 (previous year: Rs. 26,477.94)]*	10,997.87	7,119.22
Less: Current income tax liabilities [net of current income tax assets of Rs. 23.48 (previous year Rs. 23.48)]	30.76	30.76
Net income tax assets at the year end	10,967.11	7,088.46

* Includes Rs. 1,421.87 (previous year Rs. 1,150.00) paid under protest to Income Tax Authorities.

d. The tax effect of deferred tax assets and liabilities comprises of :

Particulars	As at March 31, 2023	As at March 31, 2022
Property, plant and equipment and intangible assets	(3,754.14)	(3,721.65)
Other non-current assets	20.71	20.71
Investments at fair value	(2,990.52)	(2,008.85)
Financial liabilities at amortised cost	1,174.06	(1,572.37)
Financial assets at amortised cost	1,494.77	1,987.50
Employee related provisions and liabilities	767.83	767.83
Other liabilities and provisions	(815.46)	35.19
Deferred incentives	3,065.66	3,065.66
Right of use assets and lease liabilities	4,510.62	4,510.62
Others	(524.09)	(135.20)
Deferred tax assets (net)	2,949.44	2,949.44

e. Movement in deferred tax assets / (liabilities) balances

Particulars	Net balance April 1, 2022	Recognised in profit or loss	Recognised in OCI	Net balance March 31, 2023
Property, plant and equipment and intangible assets	(3,721.65)	(32.49)	-	(3,754.14)
Other non-current assets	20.71	-	-	20.71
Investments at fair value	(2,008.85)	(981.67)	-	(2,990.52)
Financial liabilities at amortised cost	(1,572.37)	2,746.43	-	1,174.06
Financial assets at amortised cost	1,987.50	(492.73)	-	1,494.77



Notes forming part of the Consolidated Financial Statements for the year ended March 31, 2023

(Rupees in millions, except for share data and if otherwise stated)

21. Tax expense (Contd..)

Particulars	Net balance April 1, 2022	Recognised in profit or loss	Recognised in OCI	Net balance March 31, 2023
Employee related provisions and liabilities	767.83	–	–	767.83
Other liabilities and provisions	35.19	(850.65)	–	(815.46)
Deferred incentives	3,065.66	–	–	3,065.66
Right of use assets and lease liabilities	4,510.62	–	–	4,510.62
Others	(135.20)	(388.89)	–	(524.09)
Deferred tax assets (net)	2,949.44	–	–	2,949.44

Particulars	Net balance April 1, 2021	Recognised in profit or loss	Recognised in OCI	Net balance March 31, 2022
Property, plant and equipment and intangible assets	(3,559.61)	(162.04)	–	(3,721.65)
Other non-current assets	20.71	–	–	20.71
Investments at FVTPL	(1,920.91)	(87.94)	–	(2,008.85)
Financial liabilities at amortised cost	(1,219.51)	(352.86)	–	(1,572.37)
Financial assets at amortised cost	1,865.40	122.10	–	1,987.50
Employee related provisions and liabilities	816.59	(48.76)	–	767.83
Other liabilities and provisions	38.73	(3.54)	–	35.19
Unabsorbed depreciation and carry forward of losses	3,773.66	(3,773.66)	–	–
Deferred incentives	639.08	2,426.58	–	3,065.66
Right of use assets and lease liabilities	2,603.16	1,907.46	–	4,510.62
Others	(30.37)	(104.83)	–	(135.20)
Deferred tax assets (net)	3,026.93	(77.49)	–	2,949.44

The Group foresees future taxable profits in the subsequent years against which deferred tax asset as at March 31, 2023 will be utilised.

The Group has unabsorbed depreciation and carry forward losses which arose in India of Rs. 162,216.15 (previous year Rs. 88,774.97) that are available for offsetting against future taxable profits of the Group. Carry forward losses are available for a period of eight years immediately succeeding the year in which the loss is incurred. Unabsorbed depreciation can be carried forward indefinitely.

The temporary differences associated with investment in subsidiary for which a deferred tax liability has not been recognised amounts to Rs. 142.51 (previous year Rs. 118.87). The Group has determined that undistributed profits of its subsidiary will not be distributed in the foreseeable future.

22. Revenue from operations

Particulars	For the year ended March 31, 2023	For the year ended March 31, 2022
Sale of services		
– Passenger services	512,577.60	239,102.72
– Cargo services	15,837.01	14,974.65
Sale of products		
– In-flight sales (traded goods)	7,662.06	2,462.31
Other operating revenue		
– Incentives	476.04	476.04
– Subsidies received under various schemes	3,600.19	2,108.82
– Others*	4,311.63	184.73
Total	544,464.53	259,309.27

* Others includes claims received from original equipment manufacturer and income from advertisement.

Notes forming part of the Consolidated Financial Statements for the year ended March 31, 2023

(Rupees in millions, except for share data and if otherwise stated)

23. Other income

Particulars	For the year ended March 31, 2023	For the year ended March 31, 2022
Interest income from bank deposits	2,697.56	675.25
Net gain on sale of current investments	543.37	455.95
Mark to market gain on current investments at fair value	4,061.78	1,891.31
Interest income from financial assets at amortised cost	1,957.78	1,344.13
Interest on income tax refund	184.87	–
Other non-operating income:		
– Profit on sale and leaseback of owned assets	–	750.96
– Profit on sale of property, plant and equipment [net of loss on sale of property, plant and equipment Rs. 1.96 (previous year Rs. 2.34)]	11.88	6.63
– Liabilities no longer required written back	23.05	13.74
– Miscellaneous income*	4,869.36	2,118.01
Total	14,349.65	7,255.98

* Miscellaneous income includes claims received from original equipment manufacturer and one-time registration fee from sales agents.

24. Changes in inventories of stock-in-trade

Particulars	For the year ended March 31, 2023	For the year ended March 31, 2022
In-flight purchases		
– Opening stock	107.19	90.42
– Closing stock	(119.63)	(107.19)
Net increase in stock-in-trade	(12.44)	(16.77)

25. Employee costs

Particulars	For the year ended March 31, 2023	For the year ended March 31, 2022
Salaries, wages and bonus (Refer to Note 38)	46,166.12	33,424.05
Contribution to provident and other funds (Refer to Note 33)	1,600.77	1,302.93
Staff welfare expenses	180.63	137.45
Total	47,947.52	34,864.43

26. Finance costs

Particulars	For the year ended March 31, 2023	For the year ended March 31, 2022
Interest expenses:		
– Interest on lease liabilities	26,339.65	19,518.40
– Interest on borrowings measured at amortised cost	434.36	470.46
– Interest accretion on provisions and other financial liabilities measured at amortised cost	4,292.89	3,321.21
– Interest others	132.32	90.87
Net loss on foreign currency transactions and translation to the extent regarded as borrowing cost*	118.09	179.21
Total	31,317.31	23,580.15

* Schedule III to the Companies Act, 2013 requires disclosure of exchange differences arising from foreign currency term loan to the extent that they are regarded as an adjustment to interest cost. The amount of Rs. 118.09 (previous year Rs. 179.21) representing this adjustment has been disclosed in the above note.

The remaining foreign exchange loss of Rs. 29,597.73 (previous year Rs. 9,408.38) has been disclosed under "Foreign exchange loss (net)".

Notes forming part of the Consolidated Financial Statements for the year ended March 31, 2023

(Rupees in millions, except for share data and if otherwise stated)

27. Depreciation and amortisation expense

Particulars	For the year ended March 31, 2023	For the year ended March 31, 2022
Depreciation:		
– Property, plant and equipment (Refer to Note 3)	2,269.79	2,710.49
– Right of use assets (Refer to Note 4)	48,627.39	47,782.44
Amortisation on intangible assets (Refer to Note 5)	132.51	193.07
Total	51,029.69	50,686.00

28. Other expenses

Particulars	For the year ended March 31, 2023	For the year ended March 31, 2022
Repairs and maintenance	1,851.44	1,381.90
Insurance		
– aircraft	1,005.49	752.52
– others	706.91	796.86
Ground handling charges	6,379.84	3,816.42
Reservation cost	2,159.87	1,383.09
Commission	6,843.33	2,672.66
Sales promotion and advertisement	879.05	586.63
In-flight and passenger cost	3,721.39	2,314.36
Crew accommodation and transportation	5,248.73	2,097.38
Operating cost of software	2,656.25	1,723.55
Training	999.27	435.30
Legal and professional	1,527.60	1,159.85
Auditor's remuneration:		
– Audit fees	12.20	10.88
– Limited reviews	8.70	9.58
– Other matters	0.30	0.65
– Reimbursement of expenses	1.09	0.48
Recruitment cost	79.47	19.77
Rent	1,089.27	908.23
Rates and taxes	1,161.82	710.26
Bank charges	359.52	279.15
Property, plant and equipment written off	199.00	153.72
Travelling and conveyance	1,356.75	707.64
Printing and stationery	404.81	249.37
Communication and information technology	141.05	100.90
Other operating cost	2,977.14	1,857.21
Advances written off	0.23	0.21
Bad debts written off	89.56	46.53
Impairment loss on trade receivables	67.75	0.33
Corporate social responsibility expenses (Refer to Note 37)	36.46	2.69
Sitting fees and commission	19.35	23.61
Miscellaneous expenses	485.97	361.34
Total	42,469.61	24,563.07

Notes forming part of the Consolidated Financial Statements for the year ended March 31, 2023

(Rupees in millions, except for share data and if otherwise stated)

29. Fair value measurement and financial instruments

a. Financial instruments – by category and fair value hierarchy

The following table shows the carrying amounts and fair value of financial assets and financial liabilities, including their levels in the fair value hierarchy.

(i) As at March 31, 2023

Particulars	Note	Carrying value				Fair value measurement using		
		FVTPL	FVTOCI	Amortised Cost	Total	Level 1	Level 2	Level 3
Financial assets								
Non-current								
Investments	8	0.68	–	–	0.68	–	–	0.68
Other financial assets	9	–	–	24,230.58	24,230.58	–	–	20,949.92
Security deposits*								
Current								
Investments	8							
Mutual funds		111,093.73	4,486.56	–	115,580.29	–	115,580.29	–
Other financial assets	9	–	–	7,090.62	7,090.62	–	–	7,034.20
Security deposits*								
TOTAL		111,094.41	4,486.56	31,321.20	146,902.17			
Financial liabilities								
Non-current								
Other financial liabilities								
Supplementary rentals**	17.c	–	–	42,974.68	42,974.68	–	–	38,923.20
Aircraft maintenance**	17.c	–	–	35,836.42	35,836.42	–	–	33,393.66
Current								
Other current financial liabilities								
Supplementary rentals**	17.c	–	–	22,253.80	22,253.80	–	–	21,359.80
Aircraft maintenance**	17.c	–	–	3,511.21	3,511.21	–	–	3,388.11
TOTAL		–	–	104,576.11	104,576.11			

(ii) As at March 31, 2022

Particulars	Note	Carrying value				Fair value measurement using		
		FVTPL	FVTOCI	Amortised Cost	Total	Level 1	Level 2	Level 3
Financial assets								
Non-current								
Investments	8	0.12	–	–	0.12	–	–	0.12
Other financial assets	9	–	–	20,899.59	20,899.59	–	–	21,566.37
Security deposits*								
Current								
Investments								
Mutual funds	8	81,064.72	–	–	81,064.72	–	81,064.72	–
Other financial assets	9	–	–	471.66	471.66	–	–	470.58
Security deposits*								
TOTAL		81,064.84	–	21,371.25	102,436.09			
Financial liabilities								
Non-current								
Other financial liabilities								
Supplementary rentals**	17.c	–	–	21,540.98	21,540.98	–	–	21,400.50
Aircraft maintenance**	17.c	–	–	11,552.02	11,552.02	–	–	11,484.65

Notes forming part of the Consolidated Financial Statements for the year ended March 31, 2023

(Rupees in millions, except for share data and if otherwise stated)

29. Fair value measurement and financial instruments (Contd..)

Particulars	Note	Carrying value				Fair value measurement using		
		FVTPL	FVTOCI	Amortised Cost	Total	Level 1	Level 2	Level 3
Current								
Other current financial liabilities	17.c							
Supplementary rentals**	17.c	-	-	31,728.64	31,728.64	-	-	31,752.12
Aircraft maintenance**	17.c	-	-	5,153.16	5,153.16	-	-	5,177.63
TOTAL		-	-	69,974.80	69,974.80			

* The fair values for security deposits forming part of other financial assets were calculated based on discounted cash flows using a current lending rate. They are classified as level 3 fair values in the fair value hierarchy due to the inclusion of unobservable inputs including counterparty credit risk.

**The fair values of supplementary rentals and aircraft maintenance are based on discounted cash flows using a current borrowing rate. They are classified as level 3 fair values in the fair value hierarchy due to the use of unobservable inputs, including own credit risk.

There has been no transfers between Level 1, Level 2 and Level 3 for the year ended March 31, 2023 and March 31, 2022.

Other financial assets and financial liabilities

The carrying amounts of trade receivables, trade payables, short-term borrowings (including interest accrued but not due), current financial assets (excluding security deposits), cash and cash equivalents, bank balances other than cash and cash equivalents and unclaimed dividend approximates the fair values, due to their short-term nature.

Long term borrowings have been contracted at floating rate of interest, which resets at short intervals. Accordingly, the carrying value of such borrowings (including interest accrued but not due) approximates fair value as on the reporting date.

Non-current financial assets (excluding security deposits) represents bank deposits (due for maturity after twelve months from the reporting date) and interest accrued but not due on financial instruments, the carrying value of which approximates the fair values as on the reporting date.

Valuation technique used to determine fair value

Specific valuation techniques used to value financial instruments include:

- the use of NAV for mutual funds
- the fair value of the remaining financial instruments is determined using discounted cash flow method.

Valuation processes

The finance department of the Group includes a team that performs the valuations of financial assets and liabilities required for financial reporting purposes, including level 3 fair values. This team reports directly to the Senior Management. Discussions on valuation and results are held between the Senior Management and valuation team at least once every quarter in line with the Group's quarterly reporting periods.

b. Financial risk management

The Group has exposure to the following risks arising from financial instruments:

- Credit risk ;
- Liquidity risk ;
- Market Risk - Foreign currency ; and
- Market Risk - Interest rate

Notes forming part of the Consolidated Financial Statements for the year ended March 31, 2023

(Rupees in millions, except for share data and if otherwise stated)

29. Fair value measurement and financial instruments (Contd..)

Risk management framework

The Board of Directors of the Group has formed a Risk Management Committee to frame, implement and monitor the risk management plan for the Group. The committee is responsible for reviewing the risk management policies and ensuring its effectiveness.

The Group's risk management policies are established to identify and analyse the risks faced by the Group to set appropriate risks, limits and controls and to monitor risks and adherence to limits. Risk management policies are reviewed regularly to reflect changes in market conditions and the Group's activities.

The Risk Management Committee oversees how management monitors compliance with Group's risk management policies and procedures and reviews the adequacy of the risk management framework in relation to the risk faced by the Group.

(i) Credit risk

The maximum exposure to credit risks is represented by the total carrying amount of these financial assets in the Consolidated Balance Sheet

Particulars	As at March 31, 2023	As at March 31, 2022
Investments		
Mutual funds	115,580.29	81,064.72
Trade receivables	5,199.04	3,329.23
Cash and cash equivalents	12,679.69	10,153.29
Bank balances other than cash and cash equivalents	105,717.16	91,048.12
Other financial assets	34,897.33	24,192.32

Credit risk is the risk of financial loss to the Group if a customer or counterparty to a financial instrument fails to meet its contractual obligations.

Credit risk on cash and cash equivalents and other bank balances is limited as the Group generally invests in deposits with financial institutions with high credit ratings assigned by credit rating agencies. Investments primarily include investment in debt based mutual fund units with low risk. Other financial assets majorly includes security deposits which primarily represents deposits given as pre delivery payments to aircraft manufacturers. Such deposits will be returned to the Group on deliveries of the aircraft by the aircraft manufacturers as per the contract. The credit risk associated with such security deposits is relatively low.

Trade receivables are generally unsecured and are derived from revenue earned (including applicable taxes and airport levies) from customers primarily located in India and certain parts of Middle East and South Asia. Trade receivables also includes credit / debit card receivables of the Group which are realisable within a period of 1 to 7 working days.

The Group monitors the economic environment in which it operates to manage its credit risk. The Group manages its credit risk through various measures including establishing credit limits and continuously monitoring credit worthiness of customers to whom it extends credit in the normal course of business.

The Group sells majority of its air transportation services against advances made by agents / customers and through online channels.

The Group uses expected credit loss model to assess the impairment loss or gain. The Group uses a provision matrix to compute the expected credit loss allowance for trade receivables. The provision matrix takes into account available internal credit risk factors such as the Group's historical experience for customers. Based on the business environment in which the Group operates, management considers that the trade receivables (other than receivables from government departments) are in default (credit impaired) if the payments are more than 90 days past due, however, the Group based upon past trends determine an impairment allowance for loss on receivables outstanding for more than 180 days past due.

Majority of trade receivables are from domestic customers, which are fragmented and are not concentrated to individual customers. Trade receivables as at year end primarily includes Rs. 4,091.76 (previous year Rs. 2,199.81) relating to revenue generated from passenger services and Rs. 1,191.32 (previous year Rs. 1,209.00) relating to revenue generated from cargo services.

Notes forming part of the Consolidated Financial Statements for the year ended March 31, 2023

(Rupees in millions, except for share data and if otherwise stated)

29. Fair value measurement and financial instruments (Contd..)

The Group's exposure to credit risk for trade receivables is as follows:

Particulars	Gross carrying amount	
	Rs at March 31, 2023	Rs at March 31, 2022
1-90 days past due *	4,725.45	3,165.95
91 to 180 days past due	262.63	92.40
More than 180 days past due #	295.00	150.46
	5,283.08	3,408.81

* The Group believes that the unimpaired amounts that are past due by more than 30 days are still collectible in full, based on historical payment behaviour.

The Group based upon past trends determine an impairment allowance for loss on receivables outstanding for more than 180 days past due. Receivables more than 180 days past due primarily comprises receivables from government departments, which are fully realisable based on historical payment behaviour and hence, no loss allowance has been recognised and from agents for which the impairment allowance has already been recognised on specific credit risk factor.

The allowance for lifetime expected credit loss on customer balances for the year ended March 31, 2023 and March 31, 2022 is insignificant and hence the same has not been recognised. The reversal for lifetime expected credit loss on customer balances for the current year is Rs. Nil (previous year Rs. Nil.)

Movement in the allowance for impairment in respect of trade receivables

Particulars	For the year ended March 31, 2023	For the year ended March 31, 2022
Balance at the beginning of the year	79.58	79.26
Add: Impairment loss recognised	9.85	1.62
Less: Bad debts written off	5.39	1.30
Balance at the end of the year	84.04	79.58

(ii) Liquidity risk

Liquidity risk is the risk that the Group will encounter difficulty in meeting the obligations associated with its financial liabilities that are settled by delivering cash or another financial assets. The Group's approach to manage liquidity is to have sufficient liquidity to meet its liabilities when they are due, under both normal and stressed circumstances, without incurring unacceptable losses or risking damage to the Group's reputation.

The Group believes that its liquidity position, comprising of total cash, bank deposits and investments (including amounts under lien) of Rs. 234,243.03 as at March 31, 2023 (previous year Rs.182,275.34), anticipated future internally generated funds from operations, and its fully available, revolving undrawn fund and non fund based credit facilities will enable it to meet its future known obligations in the ordinary course of business. As of March 31, 2023, the Group had received revolving fund based credit line sanctions amounting to Rs. 58,805.30 (previous year Rs. 52,593.24), of which the Group has drawn Rs. 18,000.00 (previous year Rs. 34,805.65) and has undrawn revolving fund based credit facilities of Rs. 40,805.30 (previous year Rs. 17,787.59). Additionally, the Group also has undrawn non fund based credit facilities amounting to Rs. 77,016.20 (previous year Rs. 92,668.15). The Group does not believe a significant liquidity risk with regard to its lease liabilities as the assets are sufficient to meet the obligations related to lease liabilities as and when they fall due. In addition to this, the Group has unencumbered assets as well as access to adequate financing arrangements. Hence, in case a liquidity need were to arise, the Group believes it has sufficient means to meet its ongoing capital, operating, and other liquidity requirements. The Group will continue to consider various borrowing or leasing options to maximize liquidity and supplement cash requirements as necessary.

The Group's liquidity management process as monitored by management, includes the following:

- Day to day funding, managed by monitoring future cash flows to ensure that requirements can be met.
- Maintaining rolling forecasts of the Group's liquidity position on the basis of expected cash flows.
- Maintaining diversified credit lines.

Notes forming part of the Consolidated Financial Statements for the year ended March 31, 2023

(Rupees in millions, except for share data and if otherwise stated)

29. Fair value measurement and financial instruments (Contd..)

Exposure to liquidity risk

The following are the remaining contractual maturities of financial liabilities at the reporting date. The contractual cash flow amounts are gross and undiscounted, and includes interest accrued but not due on borrowings.

As at March 31, 2023	Carrying amount	Contractual cash flows				Total
		Less than six months	Between six months and one year	Between one and five years	More than five years	
Borrowings	22,523.37	19,357.01	3,166.36	–	–	22,523.37
Lease liabilities	426,018.76	54,510.19	53,329.16	287,933.22	140,540.74	536,313.31
Interest accrued but not due on borrowings	136.07	136.07	–	–	–	136.07
Supplementary rentals*	65,228.48	12,921.11	9,973.68	45,540.50	2,240.12	70,675.41
Aircraft maintenance	39,347.63	2,218.73	1,338.20	36,298.42	6,155.53	46,010.88
Trade payables	32,089.89	32,089.89	–	–	–	32,089.89
Unclaimed dividend	0.51	0.51	–	–	–	0.51
Total	585,344.71	121,233.51	67,807.40	369,772.14	148,936.39	707,749.44

As at March 31, 2022	Carrying amount	Contractual cash flows				Total
		Less than six months	Between six months and one year	Between one and five years	More than five years	
Borrowings	38,967.36	34,805.65	–	4,161.71	–	38,967.36
Lease liabilities	329,811.01	42,099.65	39,737.74	218,584.96	104,384.56	404,806.91
Interest accrued but not due on borrowings	46.28	46.28	–	–	–	46.28
Supplementary rentals*	53,269.62	30,185.43	2,058.11	23,469.24	1,815.71	57,528.49
Aircraft maintenance	16,705.18	1,550.86	3,807.38	11,353.25	1,887.57	18,599.06
Trade payables	31,518.20	31,518.20	–	–	–	31,518.20
Unclaimed dividend	0.51	0.51	–	–	–	0.51
Total	470,318.16	140,206.58	45,603.23	257,569.16	108,087.84	551,466.81

* Against payments for supplementary rentals amounting to Rs. 64,565.49 (previous year Rs. 52,928.55), the Group has issued letter of credit / standby letter of credit which are backed by deposits / mutual funds liened to financial institutions.

(iii) Market risk

Market risk is the risk that the future cash flows of a financial instrument will fluctuate because of changes in market prices. Market risk comprises two types of risks namely: currency risk and interest rate risk. The objective of market risk management is to manage and control market risk exposures within acceptable parameters, while optimising the return.

A. Interest rate risk

Interest rate risk is the risk that the future cash flows of a financial instrument will fluctuate because of changes in market interest rates. The Group's exposure to the risk of changes in market interest rates primarily relates to certain bank deposits, foreign currency term loan and certain lease liabilities carrying floating rate of interest.



Notes forming part of the Consolidated Financial Statements for the year ended March 31, 2023

(Rupees in millions, except for share data and if otherwise stated)

29. Fair value measurement and financial instruments (Contd..)

Exposure to interest rate risk

The Group's interest rate risk arises from certain bank deposits, foreign currency term loan and certain lease liabilities carrying floating rate of interest. These deposits and obligations expose the Group to cash flow interest rate risk. The exposure of the Group to interest rate changes as reported to the management at the end of the reporting period are as follows:

Variable-rate instruments	As at March 31, 2023	As at March 31, 2022
Financial liabilities		
Foreign currency term loan- from others	4,523.37	4,161.71
Lease liabilities (previously classified as finance leases under erstwhile Ind AS)	10,542.23	13,155.50
Total	15,065.60	17,317.21
Financial assets		
Cash and cash equivalents		
– Balances with banks - On deposit accounts (with original maturity of three months or less)	1,237.22	2,732.94
Bank balances other than cash and cash equivalents - On deposit accounts	17,176.71	13,494.58
Total	18,413.93	16,227.52

Interest rate sensitivity analysis

A reasonably possible change of 0.50 % in interest rates at the reporting date affects the profit or loss by the amounts shown below. This analysis assumes that all other variables, in particular foreign currency exchange rates, remain constant.

Particulars	Consolidated Statement of Profit and Loss	
	Increase by 0.50 %	Decrease by 0.50 %
Impact on profit / (loss) for the year ended March 31, 2023		
Change in interest on financial liabilities	(75.33)	75.33
Change in interest on financial assets	92.07	(92.07)
Impact on profit / (loss) for the year ended March 31, 2022		
Change in interest on financial liabilities	(86.59)	86.59
Change in interest on financial assets	81.14	(81.14)

Notes forming part of the Consolidated Financial Statements for the year ended March 31, 2023

(Rupees in millions, except for share data and if otherwise stated)

29. Fair value measurement and financial instruments (Contd..)

B. Currency risk

Currency risk is the risk that the future cash flows of a financial instrument will fluctuate because of changes in foreign exchange rates. The Group is exposed to the effects of fluctuation in the prevailing foreign currency exchange rates on its financial position and cash flows. Exposure arises primarily due to exchange rate fluctuations between the functional currency and other currencies from the Group's operating, investing and financing activities.

Exposure to foreign currency risk

The summary of quantitative data about the Group's exposure to currency risk, as expressed in Indian Rupees, as at March 31, 2023 and March 31, 2022 are as below:

As at March 31, 2023

Particulars	USD	EUR	GBP	AED	NPR	OMR	SGD	THB	QAR	BDT	LKR	CHF	HKD	KUWD	MVR	SAR	TRY	CNY	MVR	RUD	BHD	CAD	IDR	DKK	
Financial assets																									
Trade receivables	1,044.74	7.65	8.73	161.64	25.01	24.43	34.94	0.54	271.02	388.41	60.45	0.19	2.57	98.43	12.10	294.85	1.88	24.76	–	0.67	34.12	0.43	0.01	0.28	
Cash and cash equivalents	2,013.14	–	0.03	158.79	62.52	51.17	183.07	64.70	19.31	0.03	–	–	186.33	0.27	16.71	0.30	0.49	498.94	–	–	0.09	–	–	–	–
Bank balances other than cash and cash equivalents	85,505.95	–	–	–	–	–	–	–	–	–	–	–	–	–	–	–	–	–	–	–	–	–	–	–	
Other financial assets	32,351.19	–	–	0.48	15.80	–	6.18	2.22	0.68	7.37	–	–	13.52	–	–	–	0.05	–	–	–	–	–	–	–	
Total financial assets	120,915.02	7.65	8.76	320.91	103.33	75.60	224.19	67.46	291.01	395.81	60.45	0.19	202.42	98.70	28.81	295.15	2.42	523.70	–	0.67	34.21	0.43	0.01	0.28	
Financial liabilities																									
Borrowings	4,523.37	–	–	–	–	–	–	–	–	–	–	–	–	–	–	–	–	–	–	–	–	–	–	–	
Lease liabilities	418,558.54	–	–	–	–	–	–	–	–	–	–	–	–	–	–	–	–	–	–	–	–	–	–	–	
Other financial liabilities	104,712.69	–	–	–	–	–	–	–	–	–	–	–	–	–	–	–	–	–	–	–	–	–	–	–	
Trade payables	12,698.70	477.20	143.20	718.45	121.99	95.08	123.35	87.02	260.25	87.85	39.10	72.73	16.80	166.73	11.51	364.31	–	28.00	–	0.02	10.16	–	0.01	–	
Total financial liabilities	540,493.30	477.20	143.20	718.45	121.99	95.08	123.35	87.02	260.25	87.85	39.10	72.73	16.80	166.73	11.51	364.31	–	28.00	–	0.02	10.16	–	0.01	–	

As at March 31, 2022

Particulars	USD	EUR	GBP	AED	NPR	OMR	SGD	THB	QAR	BDT	LKR	CHF	HKD	KUWD	MVR	SAR	TRY	CNY	MVR	RUD	BHD			
Financial assets																								
Trade receivables	42.51	–	2.42	149.36	12.79	22.13	9.91	5.81	449.86	78.46	29.68	–	1.85	55.17	0.56	167.24	0.01	0.08	–	–	–	–	–	–
Cash and cash equivalents	4,739.01	–	–	315.32	109.70	38.30	285.69	334.45	20.91	0.07	0.03	–	20.58	0.25	–	0.26	0.99	10.57	–	–	–	–	–	–
Bank balances other than cash and cash equivalents	65,378.42	–	–	–	–	–	–	–	–	–	–	–	–	–	–	–	–	–	–	–	–	–	–	–
Other financial assets	22,729.07	–	–	0.44	15.80	–	5.58	2.22	0.63	8.43	–	–	12.47	–	–	–	0.04	–	–	–	–	–	–	–
Total financial assets	92,889.01	–	2.42	465.12	138.29	60.43	301.18	342.48	471.40	86.96	29.71	–	34.90	55.42	0.56	167.50	1.04	10.65	–	–	–	–	–	–
Financial liabilities																								
Borrowings	7,519.42	–	–	–	–	–	–	–	–	–	–	–	–	–	–	–	–	–	–	–	–	–	–	–
Lease liabilities	394,266.84	–	–	–	–	–	–	–	–	–	–	–	–	–	–	–	–	–	–	–	–	–	–	–
Other financial liabilities	70,017.71	–	–	–	–	–	–	–	–	–	–	–	–	–	–	–	–	–	–	–	–	–	–	–
Trade payables	15,546.38	274.83	80.45	615.15	28.44	4.56	42.84	13.62	230.43	66.74	24.79	60.23	5.68	41.96	1.47	346.74	0.89	26.39	0.01	0.02	0.88	–	–	–
Total financial liabilities	417,350.35	274.83	80.45	615.15	28.44	4.56	42.84	13.62	230.43	66.74	24.79	60.23	5.68	41.96	1.47	346.74	0.89	26.39	0.01	0.02	0.88	–	–	–

Notes forming part of the Consolidated Financial Statements for the year ended March 31, 2023

(Rupees in millions, except for share data and if otherwise stated)

29. Fair value measurement and financial instruments (Contd..)

Sensitivity analysis

A reasonably possible strengthening / (weakening) of the Indian Rupee against below currencies as at March 31, 2023 and March 31, 2022 would have affected the measurement of financial instruments denominated in foreign currency and affected Consolidated Statement of Profit and Loss by the amounts shown below. This analysis is performed on foreign currency denominated monetary financial assets and financial liabilities outstanding as at the year end. This analysis assumes that all other variables, in particular interest rates, remain constant and ignores any impact of forecast sales and purchases.

Particulars	Consolidated Statement of Profit and Loss for the year ended March 31, 2023		Consolidated Statement of Profit and Loss for the year ended March 31, 2022	
	Gain / (loss) on appreciation	Gain / (loss) on depreciation	Gain / (loss) on appreciation	Gain / (loss) on depreciation
1% depreciation / appreciation in Indian Rupees against following foreign currencies:				
AED	3.98	(3.98)	1.50	(1.50)
CHF	0.73	(0.73)	0.60	(0.60)
EUR	4.70	(4.70)	2.75	(2.75)
GBP	1.34	(1.34)	0.78	(0.78)
NPR	0.19	(0.19)	(1.10)	1.10
OMR	0.19	(0.19)	(0.56)	0.56
SGD	(1.01)	1.01	(2.58)	2.58
THB	0.20	(0.20)	(3.29)	3.29
QAR	(0.31)	0.31	(2.41)	2.41
LKR	(0.21)	0.21	(0.05)	0.05
BDT	(3.08)	3.08	(0.20)	0.20
USD*	4,195.78	(4,195.78)	3,241.69	(3,241.69)
HKD	(1.86)	1.86	(0.29)	0.29
KWD	0.68	(0.68)	(0.13)	0.13
MYR	(0.17)	0.17	0.01	(0.01)
SAR	0.69	(0.69)	1.79	(1.79)
TRY	(0.02)	0.02	(0.00)	0.00
CNY	(4.96)	4.96	0.16	(0.16)
MVR	-	-	0.00	(0.00)
AUD	(0.01)	0.01	0.00	(0.00)
CAD	(0.00)	0.00	-	-
IDR	(0.00)	0.00	-	-
DKK	(0.00)	0.00	-	-
BHD	(0.24)	0.24	0.01	(0.01)
Total	4,196.60	(4,196.60)	3,238.68	(3,238.68)

USD: United States Dollar, GBP: Great British Pound, AED: Arab Emirates Dirhams, NPR: Nepalese Rupees, OMR: Omani Rials, THB: Thai Baht, CHF: Swiss Franc, SGD: Singapore Dollar, EUR: Euro, QAR: Qatari Riyal, BDT: Bangladeshi Taka, LKR: Sri Lankan Rupee, HKD: Hong Kong Dollars, KWD: Kuwaiti Dinar, MYR: Malaysian Ringgit, SAR: Saudi Riyal, TRY: Turkish Lira, CNY: Chinese Yuan, MVR: Maldivian Rufiyaa, AUD: Australian Dollar, BHD: Bahraini Dinar, CAD: Canadian Dollar, IDR: Indonesian Rupiah, DKK: Danish Krone.

Amounts which are less than ten thousand are appearing as '0.00'.

*The sensitivity analysis to foreign currency risk includes an exposure to foreign exchange fluctuations on long term foreign currency loans that have been capitalised in the cost of the related right of use assets. 1% depreciation / appreciation in Indian Rupees against USD, affects the adjustment to right of use assets by Rs. 105.42 (previous year Rs. 131.56). It is expected to impact the Consolidated Statement of Profit and Loss over the remaining life of the right of use assets as an adjustment to depreciation charge.

Notes forming part of the Consolidated Financial Statements for the year ended March 31, 2023

(Rupees in millions, except for share data and if otherwise stated)

30. Capital management

The primary objective of the management of the Group's capital structure is to maintain an efficient mix of debt and equity in order to achieve a low cost of capital, while taking into account the desirability of retaining financial flexibility to pursue business opportunities and adequate access to liquidity to mitigate the effect of unforeseen events on cash flows.

The Board of directors regularly review the Group's capital structure in light of the economic conditions, business strategies and future commitments.

Management monitors the return on equity and debt equity ratio which has been disclosed in Note 43.

31. Contingent liabilities (to the extent not provided for)

The Group is a party to various taxation disputes and legal claims, which are not acknowledged as debts. Significant management judgement is required to ascertain that it is not probable that an outflow of resources embodying economic benefits will be required to settle the taxation disputes and legal claims.

(i) Income tax

The income tax authority has assessed the return of income of the Group up to Assessment Year ("AY") 2021-22 and has revised the taxable income for certain years on account of disallowance of certain expenses and in respect of the tax treatment of certain incentives received from the manufacturer in respect of acquisition of aircraft and engines. The Group has not yet received assessment orders for subsequent years.

The Group has received favourable order against such disallowances/additions from the Special Bench of Income Tax Appellate Tribunal ("ITAT") for AY 2012-13 and Divisional Bench of ITAT for certain years till AY 2015-16. However, the tax authority's appeal against the order of the Divisional Bench of ITAT for AY 2007-08, AY 2008-09 and AY 2009-10 and Special Bench of ITAT for AY 2012-13 is pending before the Hon'ble High Court.

The Group believes, based on legal advice from counsels, that the view taken by ITAT Special Bench and Divisional Bench is sustainable in higher courts and accordingly, no provision is required to be recorded in the books of account.

The tax exposure (excluding interest and penalty) for matters disallowed by income tax authorities up to AY 2021-22 i.e. the last year assessed, amounts to Rs. 19,244.53 (previous year Rs. 14,029.94) in case the incentives are held to be taxable. The above amount is net of Rs. 5,331.67 (previous year Rs. 5,331.67), which represents minimum alternate tax recoverable written off in the earlier years.

(ii) The Group is in legal proceedings for various disputed legal matters related to Customs, Octroi, Service Tax, Integrated Goods and Services Tax ('IGST') and Value Added Tax ('VAT'). The amounts involved in these proceedings, not acknowledged as debt, are:

- (1) Service Tax- Rs. 55.07 (previous year Rs. 144.71),
- (2) Value Added Tax - Rs. 30.92 (previous year Rs. 30.92),
- (3) Octroi - Rs. 74.39 (previous year Rs. 74.39) and
- (4) IGST on re-imports* - Rs. 12,638.46 (previous year Rs. 10,616.39).

The Group believes, based on advice from counsels/experts, that the views taken by authorities are not sustainable and accordingly, no provision is required to be recorded in the books of account.

*During the current year, the Group has paid Integrated Goods and Services Tax ("IGST") amounting to Rs. 2,022.07 (previous year Rs. 2,077.28) under protest, on re-import of repaired aircraft, aircraft engines and other certain aircraft parts, to Custom authorities and therefore as at March 31, 2023, cumulative amount paid under protest is Rs. 12,638.46 (previous year Rs. 10,616.39), against which appeals have been filed or to be filed before the Appellate authorities. In past, the Group had received favourable orders on this matter from the Customs Excise and Service Tax Appellate Tribunal ("CESTAT"), New Delhi. However, the Customs authorities filed an appeal before the Hon'ble Supreme Court of India against the above-mentioned CESTAT orders. The matter is yet to be decided by the Supreme Court and no stay on CESTAT orders has been granted by the Supreme Court till date. Further, the Customs authorities vide Customs amendment notification dated July 19, 2021 ("Amendment Notification") has amended earlier Customs exemption Notification to reiterate their position that IGST is applicable on re-import of goods after repair. Based on the advice received from the legal counsels, we continue to believe that, IGST is still not payable on such re-import of repaired aircraft, aircraft engines and other certain aircraft parts even after the

Notes forming part of the Consolidated Financial Statements for the year ended March 31, 2023

(Rupees in millions, except for share data and if otherwise stated)

31. Contingent liabilities (to the extent not provided for) (Contd..)

above-mentioned Amendment Notification. During the current year, the Group has filed a Writ Petition before the Hon'ble High Court of Delhi challenging the constitutional validity of Amendment Notification. The matter is pending for disposal before the Hon'ble High Court of Delhi. Accordingly, the above amounts paid under protest till March 31, 2023 have been shown as recoverable.

(iii) The Competition Commission of India ("CCI") passed an order dated November 17, 2015 against, inter alia, the Group, imposing a penalty of Rs. 637.40 on the Group on account of cartelization for determination of fuel surcharge included in the component of Cargo services. The Group filed an appeal against this order before the Competition Appellate Tribunal and it referred the matter back to the CCI for fresh adjudication. CCI passed a final order dated March 07, 2018 reducing the penalty amount on the Group to Rs. 94.50. The Group has filed an appeal before the National Company Law Appellate Tribunal ("NCLAT") against the order imposing penalty which is currently pending. The penalty imposed by CCI on the Group was stayed by NCLAT upon deposit of 10% of the penalty amount.

The Group based on legal advice from the external counsel, believes that the views taken by authorities are challengeable and accordingly, no provision is required to be recorded in the books of account at this stage.

(iv) In February 2019, Hon'ble Supreme Court of India in its judgement clarified the applicability of allowances that should be considered to measure obligations under Employees Provident Fund Act, 1952. There are interpretative challenges on the application of judgement retrospectively and as such the Group does not consider that there is any probable obligations for past periods. Accordingly, based on evaluation the Group has made a provision for provident fund contribution on prospective basis.

(v) Legal cases

As per the notification dated January 1, 2016, The Payment of Bonus (Amendment) Act, 2015 is applicable retrospectively w.e.f April 1, 2014. In view of the partial stay granted by Karnataka and Kerala High Court, the impact of this amendment for the period April 1, 2014 till March 31, 2015 amounting to Rs. 19.47 has not been acknowledged as debt.

(vi) Other legal proceedings for which the Group is contingently liable

The Group is party to various legal proceedings in the normal course of business and does not expect the outcome of these proceedings to have any adverse effect on the consolidated financial statements and hence, no provision has been set-up against the same.

Notes:

Pending resolution of the respective proceedings, it is not practicable for the Group to estimate the timings of cash outflows, if any, in respect of the above as it is determinable only on receipt of judgements or decisions pending with various forums or authorities. Accordingly, the above mentioned contingent liabilities are disclosed at undiscounted amount.

32. Commitments

Particulars	As at March 31, 2023	As at March 31, 2022
Estimated amount of contracts remaining to be executed on capital account and other commitments, and not provided for in the books of account [net of advances Rs. 1,725.75 (previous year Rs. 322.07)]	3,062,448.41	2,942,248.20

As on the reporting date, the Group expects that the estimated realisable value of these assets will exceed the commitment value net of discounts, benefits and incentives which will accrue to the Group consequential to acquiring these assets.

33. Employee benefits

The Group contributes to the following post-employment benefit plans.

Defined contribution plan

The Group pays provident fund contributions to the appropriate government authorities at rate specified as per regulations.

An amount of Rs. 1,427.16 (previous year Rs. 1,167.17) has been recognised as an expense in respect of the Group's contribution to Provident Fund and the same has been deposited with the relevant authorities. It has been shown under employee costs in the Consolidated Statement of Profit and Loss.

Notes forming part of the Consolidated Financial Statements for the year ended March 31, 2023

(Rupees in millions, except for share data and if otherwise stated)

33. Employee benefits (Contd..)

Defined benefit plan

The Group operates gratuity plan wherein every employee is entitled to the benefit equivalent to 15 days of total basic salary last drawn for each completed year of service or part thereof in excess of six months. Vesting occurs upon completion of five years of service. Gratuity is payable to all eligible employees of the Group on retirement, separation, death or permanent disablement, in terms of the provisions of the Payment of Gratuity Act, 1972.

The following table sets out the status of the defined benefit plan as required under Ind-AS 19 - Employee Benefits:

(i) Changes in present value of defined benefit obligation:

Particulars	For the year ended March 31, 2023	For the year ended March 31, 2022
Present value of obligation at the beginning of the year	1,952.67	1,562.54
Gratuity cost charged to profit or loss		
Interest cost	142.18	107.69
Current service cost	388.10	349.94
Benefits paid	(149.54)	(56.84)
Remeasurement gains / (losses) charged to other comprehensive income		
Remeasurements - actuarial loss / (gain) from changes in demographic assumptions	(37.99)	(3.92)
Remeasurements - actuarial loss / (gain) from changes in financial assumptions	(48.96)	(45.68)
Remeasurements - actuarial loss / (gain) from experience adjustments	5.07	38.94
Present value of obligation at the end of the year	2,251.53	1,952.67

(ii) Assumptions:

Particulars	For the year ended March 31, 2023	For the year ended March 31, 2022
Economic assumptions		
Discount rate	7.31%- 7.35%	6.92%- 7.45%
Rate of increase in compensation levels	Non Crew : 9% -10.75% Crew : 5.75%	Non Crew : 9% -10.75% Crew : 5.75%
Demographic assumptions:		
Retirement age	Pilot : 65 years Cabin Crew : 40 years Non Crew : 60 years	Pilot : 65 years Cabin Crew : 40 years Non Crew : 60 years
Mortality table	IAAM (2012-14) Ultimate	IAAM (2012-14) Ultimate
Withdrawal	Crew: 8% Non Crew: 9% - 18%	Crew: 10% Non Crew: 10% - 16%

Assumptions regarding future mortality have been based on published statistics and mortality tables.

(iii) Sensitivity analysis

Defined benefit obligation

Change in assumptions	As at March 31, 2023		As at March 31, 2022	
	Increase by 1%	Decrease by 1%	Increase by 1%	Decrease by 1%
Increase / (decrease) in obligation with 1% movement in discount rate	(138.93)	158.13	(117.64)	132.60
Increase / (decrease) in obligation with 1% movement in future rate in compensation levels	148.28	(135.95)	142.29	(131.38)
Increase / (decrease) in obligation with 1% movement in withdrawal rate	(54.64)	51.37	(52.51)	58.57

Notes forming part of the Consolidated Financial Statements for the year ended March 31, 2023

(Rupees in millions, except for share data and if otherwise stated)

33. Employee benefits (Contd..)

The sensitivity analysis is based on a change in above assumption while holding all other assumptions constant. The changes in some of the assumptions may be correlated. When calculating the sensitivity of the defined benefit obligation to significant actuarial assumptions, the same method (present value of the defined benefit obligation calculated with the projected unit credit method at the end of the reporting year) has been applied, as has been applied when calculating the provision for defined benefit plan recognised in the Consolidated Balance Sheet.

The method and types of assumptions used in preparing the sensitivity analysis did not change compared to the previous years.

Risk exposure:

The defined benefit plan is exposed to a number of risks, the most significant of which are detailed below:

Change in discount rates: A decrease in discount yield will increase plan liabilities.

Mortality table: The gratuity plan obligations are to provide benefits for the life of the member, so increase in life expectancy will result in an increase in plan liabilities.

(iv) The expected maturity analysis of undiscounted defined benefit liability is as follows:

Particulars	Less than a year	Between 1 - 2 years	Between 2 - 5 years	Over 5 years	Total
As at March 31, 2023	248.48	268.16	776.07	1,066.29	2,359.00
As at March 31, 2022	212.90	216.27	681.69	971.03	2,081.89

(v) Bifurcation of provision for defined benefit plan at the end of year:

Particulars	As at March 31, 2023	As at March 31, 2022
Provision for defined benefit plans		
– Current	239.87	205.89
– Non-current	2,011.65	1,746.78
Total	2,251.52	1,952.67

34. Segment reporting

Based on the "management approach" as defined in Ind AS 108 – Operating Segments, the Chief Operating Decision Maker ('CODM') evaluates the Group's performance at an overall Group level as one segment i.e. 'air transportation services' based on the nature of operations, the risks and rewards and the nature of the regulatory environment across the Group's network and the interchangeability of use of assets across the network routes of the Group.

Segment wise information for the year ended March 31, 2023 and March 31, 2022 are as follows:

Information about services - Income

Particulars	For the year ended March 31, 2023	For the year ended March 31, 2022
a. Air transportation services	544,464.53	259,309.27
b. Other income	14,349.65	7,255.98
Total	558,814.18	266,565.25

Notes forming part of the Consolidated Financial Statements for the year ended March 31, 2023

(Rupees in millions, except for share data and if otherwise stated)

34. Segment reporting (Contd..)

Information about geographical areas - Income

Particulars	For the year ended March 31, 2023	For the year ended March 31, 2022
a. Air transportation services		
I. Domestic	427,959.76	212,964.64
II. International	116,504.77	46,344.63
b. Other income	14,349.65	7,255.98
Total	558,814.18	266,565.25

Revenue from air transportation services is directly attributed to domestic and international operations or are attributed on a reasonable basis. Other income is not allocated as the underlying assets / liabilities / services are used interchangeably.

Non-current assets, other than financial instruments, deferred tax assets (net) and income tax assets (net), primarily comprises of right of use assets, property, plant and equipment and other non-current assets which cannot be bifurcated between domestic and international locations, as such assets are used interchangeably. Accordingly, the same has not been bifurcated between domestic and international locations.

No single external customer amounts to 10% or more of the Group's revenue. Accordingly, information about major customer is not provided.

35. Related party disclosures

a. List of related parties and nature of relationship with whom transactions have taken place during the current / previous year

(i) Entity / person with direct or indirect significant influence over the Group

InterGlobe Enterprises Private Limited

Ms. Shobha Gangwal - Wife of Mr. Rakesh Gangwal

(ii) Key managerial personnel of the Group and their close family members

Mr. Rahul Bhatia – Managing Director (with effect from February 4, 2022, Non-Executive Director till February 3, 2022)

Ms. Rohini Bhatia – Non-Executive Director (till July 11, 2022)

Mr. Rakesh Gangwal - Non-Executive Director (till February 18, 2022)

Dr. Anupam Khanna - Independent Director (till March 26, 2022)

Ms. Pallavi Shardul Shroff– Independent Woman Director

Mr. Anil Parashar - Non-Executive Director

Mr. Meleveetil Damodaran - Non-Independent Non-Executive Director (with effect from July 16, 2022) (Independent Director and Chairman of the Board till May 3, 2022)

Mr. Ronojoy Dutta - Whole Time Director & Chief Executive Officer (till September 30, 2022)

Mr. Petrus Johannes Theodorus Elbers - Chief Executive Officer (with effect from September 6, 2022)

Mr. Gaurav M. Negi - Chief Financial Officer (with effect from March 29, 2022)

Mr. Jiten Chopra - Chief Financial Officer (till March 28, 2022)

Dr. Venkataramani Sumantran - Independent Director and Chairman of the Board (Independent Director till May 3, 2022)

Mr. Gregg Albert Saretsky - Non-Independent Non-Executive Director

Mr. Sanjay Gupta - Company Secretary and Chief Compliance Officer

Mr. Siddhant Gupta - Son of Mr. Sanjay Gupta (with effect from February 24, 2022)

Air Chief Marshal (Retd.) Birender Singh Dhanoa - Independent Non-Executive Director (with effect from May 27, 2022)

Mr. Vikram Singh Mehta - Independent Non-Executive Director (with effect from May 27, 2022)



Notes forming part of the Consolidated Financial Statements for the year ended March 31, 2023

(Rupees in millions, except for share data and if otherwise stated)

35. Related party disclosures (Contd..)

(iii) Other related parties - Entities which are joint ventures or subsidiaries or where control/ significant influence exists of parties as given in (a)(i) and (ii) above

InterGlobe Air Transport Limited
InterGlobe Hotels Private Limited
CAE Simulation Training Private Limited
Caddie Hotels Private Limited
InterGlobe Real Estate Ventures Private Limited
InterGlobe Air Transport Limited W.L.L.
InterGlobe Education Services Limited
Shardul Amarchand Mangaldas & Co.
InterGlobe Technology Quotient Private Limited
Movin Express Private Limited (previously known as IRIS Transportation Services Private Limited)
Juniper Hotels Private Limited

b. Transactions with related parties during the current / previous year:

S. No.	Particulars	For the year ended March 31, 2023	For the year ended March 31, 2022
(i)	Commission		
	InterGlobe Air Transport Limited	0.40	0.09
	InterGlobe Air Transport Limited W.L.L.*	121.42	96.64
	*The Group has received or due to receive remittances of Rs. 4,828.52 (previous year Rs. 5,429.55) for the sale of passenger tickets through the agent for which the above commission was paid or payable.		
(ii)	Crew accommodation and transportation		
	InterGlobe Hotels Private Limited	129.50	32.79
	Caddie Hotels Private Limited	37.74	18.18
	Juniper Hotels Private Limited	23.26	-
(iii)	Training		
	CAE Simulation Training Private Limited	462.22	155.46
(iv)	Repairs and maintenance		
	InterGlobe Real Estate Ventures Private Limited	17.94	16.44
(v)	Miscellaneous income		
	CAE Simulation Training Private Limited	2.09	-
	InterGlobe Education Services Limited	5.68	4.26
(vi)	Reimbursement for expenses received		
	InterGlobe Enterprises Private Limited	-	288.90
	Mr. Rakesh Gangwal	-	0.26
(vii)	Reimbursement for expenses paid		
	InterGlobe Air Transport Limited W.L.L.	16.59	11.62
(viii)	Miscellaneous expenses		
	InterGlobe Real Estate Ventures Private Limited	11.31	9.98
(ix)	Compensation to key managerial personnel		
	Short-term employee benefits	320.05	110.45
	Post-employment benefits	4.55	4.52
	Share-based payment (Refer Note 38) **	123.51	121.14
	Other long-term benefits	7.25	4.83
	** Excludes a reversal of employee stock option scheme expense of Rs. 91.40 (previous year Rs. 14.81) during the year towards forfeiture of employee stock options granted.		

Notes forming part of the Consolidated Financial Statements

for the year ended March 31, 2023

(Rupees in millions, except for share data and if otherwise stated)

35. Related party disclosures (Contd..)

S. No.	Particulars	For the year ended March 31, 2023	For the year ended March 31, 2022
(x)	Sitting fees and commission***		
	Mr. Rahul Bhatia	–	0.90
	Ms. Rohini Bhatia	0.60	2.00
	Mr. Rakesh Gangwal	–	1.10
	Dr. Anupam Khanna	–	2.80
	Mr. Anil Parashar	4.00	4.60
	Mr. Meleveetil Damodaran	1.80	4.20
	Ms. Pallavi Shardul Shroff	2.40	2.10
	Mr. Gregg Albert Saretsky	1.60	1.80
	Mr. Venkataramani Sumantran	3.40	3.50
	Mr. Vikram Singh Mehta	1.90	–
	Air Chief Marshal (Retd.) Birender Singh Dhanoa	1.50	–
	*** Excludes applicable taxes		
(xi)	Security deposit paid		
	InterGlobe Real Estate Ventures Private Limited	–	2.41
	InterGlobe Enterprises Private Limited	1.30	2.61
(xii)	Legal expenses		
	Shardul Amarchand Mangaldas & Co.	2.43	3.51
(xiii)	Professional fees		
	Mr. Gregg Albert Saretsky	67.20	9.86
(xiv)	Employee costs		
	Mr. Siddhant Gupta	1.96	0.06
(xv)	Cargo Income		
	Movin Express Private Limited (previously known as IRIS Transportation Services Private Limited)	40.34	–
(xvi)	Staff Welfare		
	InterGlobe Air Transport Limited	0.32	–
(xvii)	Purchase of property, plant and equipment		
	InterGlobe Enterprises Private Limited	2.71	–
(xviii)	Depreciation under Ind AS 116****		
	CAE Simulation Training Private Limited	636.38	636.38
	InterGlobe Enterprises Private Limited	40.48	40.63
	InterGlobe Real Estate Ventures Private Limited	25.51	25.60
(xix)	Interest under Ind AS 116****		
	CAE Simulation Training Private Limited	285.40	298.52
	InterGlobe Enterprises Private Limited	25.01	27.58
	InterGlobe Real Estate Ventures Private Limited	15.18	16.88
	****Lease payments in respect of above parties for the year is amounting to Rs. 1,058.48 (previous year Rs. 824.76).		

c. Outstanding balances

S. No.	Particulars	As at March 31, 2023	As at March 31, 2022
(i)	Payables		
	InterGlobe Air Transport Limited	0.03	–
	InterGlobe Hotels Private Limited	67.91	10.79
	Caddie Hotels Private Limited	10.27	2.94
	Juniper Hotels Private Limited	9.66	–
	CAE Simulation Training Private Limited	135.02	22.51
	InterGlobe Real Estate Ventures Private Limited	0.70	0.70
	Shardul Amarchand Mangaldas & Co.	2.24	0.82
	Mr. Gregg Albert Saretsky	11.60	–

Notes forming part of the Consolidated Financial Statements for the year ended March 31, 2023

(Rupees in millions, except for share data and if otherwise stated)

35. Related party disclosures (Contd..)

S. No.	Particulars	Rs at March 31, 2023	Rs at March 31, 2022
	Key managerial personnel	79.10	79.72
(ii)	Receivables - (Including general sales agent (GSA))		
	InterGlobe Education services Limited	–	0.02
	InterGlobe Air Transport Limited W.L.L	189.38	330.77
	InterGlobe Air Transport Limited	0.54	0.82
(iii)	Security deposits - Receivable		
	InterGlobe Real Estate Ventures Private Limited	27.61	27.61
	InterGlobe Enterprises Private Limited	29.97	28.67
(iv)	Lease liabilities		
	CAE Simulation Training Private Limited	4,318.45	4,615.72
	InterGlobe Enterprises Private Limited	261.24	296.83
	InterGlobe Real Estate Ventures Private Limited	157.89	181.06

d. Terms and Conditions

All transactions with related parties are made on terms equivalent to those that prevail in arm's length transactions and within the ordinary course of business. Outstanding balances at the year end are unsecured and settlement occurs in cash. Transactions relating to dividend, subscriptions for new equity shares are on the same terms and conditions that are offered to other shareholders.

36. Earnings per share (EPS)

a. Profit / (loss) attributable to equity share holders

Particulars	For the year ended March 31, 2023	For the year ended March 31, 2022
(Loss) attributable to equity shareholders:		
(Loss) attributable to equity shareholders for basic earnings	(3,057.89)	(61,618.45)
(Loss) attributable to equity shareholders adjusted for the effect of dilution	(3,057.89)	(61,618.45)

b. Weighted average number of equity shares

Particulars	For the year ended March 31, 2023	For the year ended March 31, 2022
Weighted average number of equity shares		
– For basic earnings per share	385,401,771	385,083,479
Dilutive effect of stock options*	–	–
	385,401,771	385,083,479
Basic earnings per share (Rs.)	(7.93)	(160.01)
Diluted earnings per share (Rs.)	(7.93)	(160.01)
Nominal value per share (Rs.)	10	10

*1,278,510 (previous year 1,384,166) stock options granted to employees under the existing employee share option schemes have not been included in the calculation of diluted earnings per share as they are anti-dilutive.

Notes forming part of the Consolidated Financial Statements for the year ended March 31, 2023

(Rupees in millions, except for share data and if otherwise stated)

37. Corporate social responsibility

Under Section 135 of the Companies Act, 2013, the Group is required to spend, in every financial year, at least 2% of the average net profits of the Group made during the three immediately preceding financial years on Corporate Social Responsibility (CSR), pursuant to its policy in this regard.

Particulars	For the year ended March 31, 2023	For the year ended March 31, 2022
a) Gross amount required to be spent by the Group during the year	3.05	2.24
b) Amount spent and paid during the year	36.46	2.69
Particulars of amount spent and paid during the year:		
(i) Construction/acquisition of any asset	–	–
(ii) On purposes other than (i) above	36.46	2.69
	36.46	2.69

c) Nature of CSR activities are mentioned below:

- (i) Women Empowerment
- (ii) Environment

38. Share-based payment arrangements

a. Description of share-based payment arrangements

InterGlobe Aviation Limited Employees Stock Option Scheme - 2015 (ESOS 2015 - II)

On June 23, 2015, the Board of Directors approved the InterGlobe Aviation Limited Employees Stock Option Scheme - 2015 (the "ESOS 2015 - II"), which was subsequently approved in the Extraordinary General Meeting held on June 25, 2015. ESOS 2015 - II, comprises 3,107,674 options, which are granted to eligible employees of the Company determined by Nomination and Remuneration Committee (formerly known as Compensation Committee), which are convertible into equivalent number of equity shares of Rs. 10 each as per the terms of the scheme. Upon vesting, the employees can acquire one common equity share of the Company for every option. The options were granted on the dates as mentioned in table below.

S No.	Grant Date	Number of Options	Exercise Price (Rs.)	Vesting Conditions	Vesting Period	Contractual period
(i)	30-Oct-15	1,514,587	765.00	Graded vesting to employees other than Whole Time Director and CEO of the Company, can be exercised within 4 years from the respective vesting dates.	4 years	5 years to 8 years
(ii)	23-Aug-18	100,000	1049.95	Graded vesting to employees other than Whole Time Director and CEO of the Company, can be exercised within 4 years from the respective vesting dates.	4 years	5 years to 8 years
(iii)	14-Feb-20	53,000	765.00	Graded vesting to employees other than Whole Time Director and CEO of the Company, can be exercised within 4 years from the respective vesting dates.	2 years	5 years to 6 years
(iv)	29-Jun-20	1,474,894	765.00	Graded vesting to employees other than Whole Time Director and CEO of the Company, can be exercised within 4 years from the respective vesting dates.*	4 years	5 years to 8 years
(v)	29-Jan-21	185,000	765.00	Graded vesting to erstwhile Whole Time Director and CEO of the Company, can be exercised within 4 years from the respective vesting dates.#	2.9 years	5 years to 6.9 years
(vi)	20-Dec-21	47,000	765.00	Graded vesting to employees other than Whole Time Director and CEO of the Company, can be exercised within 4 years from the respective vesting dates.	3 years	5 years to 7 years
(vii)	12-Jan-22	65,000	765.00	Graded vesting to employees other than Whole Time Director and CEO of the Company, can be exercised within 4 years from the respective vesting dates.	4 years	5 years to 8 years

Notes forming part of the Consolidated Financial Statements for the year ended March 31, 2023

(Rupees in millions, except for share data and if otherwise stated)

38. Share-based payment arrangements (Contd..)

S No.	Grant Date	Number of Options	Exercise Price (Rs.)	Vesting Conditions	Vesting Period	Contractual period
(viii)	4-Feb-22	6,080	765.00	Graded vesting to employees other than Whole Time Director and CEO of the Company, can be exercised within 4 years from the respective vesting dates.	3 years	5 years to 7 years
(ix)	18-May-22	38,600	765.00	Graded vesting to employees other than Whole Time Director and CEO of the Company, can be exercised within 4 years from the respective vesting dates.	5 years	5 years to 9 years
(x)	18-May-22	19,200	765.00	Graded vesting to employees other than Whole Time Director and CEO of the Company, can be exercised within 4 years from the respective vesting dates.	3 years	5 years to 7 years
(xi)	1-Oct-22	400,000	1,855.30	Graded vesting to CEO of the Company, can be exercised within 4 years from the respective vesting dates.	5 years	5 years to 9 years
(xii)	23-Mar-23	67,150	10.00	Subject to performance condition being met, the options granted to CEO of the Company, can be exercised within 4 years of vesting.	2.19 years	6.19 years

b. Measurement of fair values

The weighted average fair value of stock options as on grant date

Particulars	Method of Valuation	Weighted average fair value as on the grant date (Rs.)
ESOS 2015 - II		
- Employees other than Whole Time Director and CEO covered in a.(i) above	Black Scholes option pricing model	360-488
- Employees other than Whole Time Director and CEO covered in a.(ii) above	Black Scholes option pricing model	347-485
- Employees other than Whole Time Director and CEO covered in a.(iii) above	Black Scholes option pricing model	848-885
- Employees other than Whole Time Director and CEO covered in a.(iv) above*	Black Scholes option pricing model	519-627
- Erstwhile Whole Time Director and CEO covered in a.(v) above#	Black Scholes option pricing model	1,053-1,131
- Employees other than Whole Time Director and CEO covered in a.(vi) above	Black Scholes option pricing model	1,421-1,507
- Employees other than Whole Time Director and CEO covered in a.(vii) above	Black Scholes option pricing model	1,528-1,649
- Employees other than Whole Time Director and CEO covered in a.(viii) above	Black Scholes option pricing model	1,448-1,538
- Employees other than Whole Time Director and CEO covered in a.(ix) above	Black Scholes option pricing model	1,239-1,394
- Employees other than Whole Time Director and CEO covered in a.(x) above	Black Scholes option pricing model	1,239-1,394
- CEO covered in a.(xi) above	Black Scholes option pricing model	892-1,189
- CEO covered in a.(xii) above	Black Scholes option pricing model	1,899

The inputs used in the measurement of grant date fair value are as follows:

During the year ended March 31, 2023, the Board of Directors had accepted resignation of Mr. Ronojoy Dutta from the post of Whole Time Director and CEO of the Company effective September 30, 2022.

*During the year ended March 31, 2022, the Board of Directors had accepted resignation of Mr. Jiten Chopra from the post of Chief Financial Officer of the Company effective March 28, 2022.

Notes forming part of the Consolidated Financial Statements for the year ended March 31, 2023

(Rupees in millions, except for share data and if otherwise stated)

38. Share-based payment arrangements (Contd..)

The Committee, upon a review of the remuneration structure for employees and with the desire to review and make a more market relevant compensation structure of the senior management, recommended to the Board to not proceed further with the grant of outstanding 78,158 stock options earlier approved by the Committee on February 4, 2022. The same has been approved by Board at its meeting held on February 2, 2023.

The risk-free interest rates are determined based on current yield to maturity of Government Bonds with 5-10 years residual maturity. Expected volatility calculation is based on historical daily closing stock prices of competitors / Company using standard deviation of daily change in stock price. The minimum life of stock option is the minimum period before which the options cannot be exercised and the maximum life is the period after which the options cannot be exercised. The expected life has been considered based on average sum of maximum life and minimum life and may not necessarily be indicative of exercise patterns that may occur. Dividend yield has been calculated taking into account expected rate of dividend on equity share price as on grant date basis past trends. For the measurement of grant date fair value certain market conditions were considered in the method of valuation.

c. Effect of employee stock option scheme on the Consolidated Statement of Profit and Loss:

Particulars	For the year ended March 31, 2023	For the year ended March 31, 2022
Employee stock option scheme expense (included in salaries, wages and bonus)**	172.45	342.04
Total	172.45	342.04

** Includes a reversal of employee stock option scheme expense of Rs. 180.33 (previous year Rs. 38.63) towards forfeiture of employee stock options granted to certain employee[s].

d. Reconciliation of outstanding share options

The number and weighted-average exercise prices of share options under the share option schemes were as follows:

Particulars	As at March 31, 2023		As at March 31, 2022	
	Number of options	Weighted average exercise price (Rs.)	Number of options	Weighted average exercise price (Rs.)
Options outstanding as at the beginning of the year	1,384,166	765.00	1,766,414	777.91
Add: Options granted during the year	531,030	1,490.80	112,000	765.00
Less: Options forfeited and expired during the year	344,316	765.00	149,519	831.70
Less: Options exercised during the year***	292,370	765.00	344,729	802.20
Options outstanding as at the year end	1,278,510	1,066.46	1,384,166	765.00

Particulars	As at March 31, 2023		As at March 31, 2022	
	Number of options	Range of exercise prices (Rs.)	Number of options	Range of exercise prices (Rs.)
Exercisable at the end of the year	79,972	765.00	111,339	765.00

Particulars	As at March 31, 2023	As at March 31, 2022
Weighted average remaining life of options outstanding at the end of the year	5.48	5.28

***The weighted average share price at the date of exercise of options exercised during the year was Rs. 1,770.19 (previous year Rs. 1,838.07). Further, during the current year, certain employees have exercised their right to exercise employee stock options.

Notes forming part of the Consolidated Financial Statements for the year ended March 31, 2023

(Rupees in millions, except for share data and if otherwise stated)

39. During the year ended March 31, 2023, following changes in the Management took place:

- (a) Mr. Meleveetil Damodaran stepped down from the Board as the Chairman and Independent Non-Executive Director on May 3, 2022, on attaining the age of 75 years. The Board later on appointed him as Non Independent Director w.e.f. July 16, 2022, which was approved by the shareholders on August 26, 2022.
- (b) Dr. Venkataramani Sumantran, Independent Non-Executive Director, was appointed as the Chairman of the Board effective May 4, 2022.
- (c) Ms. Rohini Bhatia, Non-Independent Non-Executive Director, resigned from the Board with effect from July 11, 2022.
- (d) Mr. Vikram Singh Mehta and Air Chief Marshal (Retd.) Birender Singh Dhanoa were appointed as an Independent Non-Executive Directors on the Board with effect from May 27, 2022 and the shareholders approved their appointment at their meeting held on August 26, 2022.
- (e) Mr. Ronojoy Dutta stepped down as the Whole Time Director and Chief Executive Officer of the Company with effect from September 30, 2022. The Shareholders of the Company had approved, through Postal Ballot on September 29, 2022, payment of remuneration including full and final settlement and ex-gratia to Mr. Ronojoy Dutta, for the period from April 1, 2022 to September 30, 2022.
- (f) Mr. Petrus Johannes Theodorus Elbers has joined as the Chief Executive Officer of the Company effective September 6, 2022.

40. The Group has established a comprehensive system of maintenance of information and documents that are required by the transfer pricing legislation under section 92-92F of the Income Tax Act, 1961. Since the law requires existence of such information and documentation to be contemporaneous in nature, the Group is in the process of updating the documentation for the international transactions entered into with the associated enterprises during the financial year and expects such records to be in existence latest by due date as required under the law. The management is of the opinion that its international transactions with the associated enterprises are at arm's length so that the aforesaid legislation will not have any impact on the financial statements, particularly on the amount of tax expense and that of provision for taxation.

41. No funds have been advanced or loaned or invested by the Group to or in any other person(s) or entity(ies), including foreign entities ("Intermediaries") with the understanding, that the Intermediary shall lend or invest in party identified by or on behalf of the Group (Ultimate Beneficiaries). The Group has not received any fund from any party(s) (Funding Party) with the understanding that the Group shall whether, directly or indirectly lend or invest in other persons or entities identified by or on behalf of the Funding Party ("Ultimate Beneficiaries") or provide any guarantee, security or the like on behalf of the Ultimate Beneficiaries.

42. Details of bank deposits, current investments, cash and cash equivalents and bank balances other than cash and cash equivalents

As at March 31, 2023

Particulars	Non lien	Under lien	Total
Bank deposits (due for maturity after twelve months from the reporting date) (Refer to Note 9)	15.79	250.10	265.89
Current investments (Refer to Note 8)	97,720.77	17,859.52	115,580.29
Cash and cash equivalents (Refer to Note 13)	12,679.18	0.51	12,679.69
Bank balance other than cash & cash equivalents (Refer to Note 14)	11,532.26	94,184.90	105,717.16
Total	121,948.00	112,295.03	234,243.03

Notes forming part of the Consolidated Financial Statements

for the year ended March 31, 2023

(Rupees in millions, except for share data and if otherwise stated)

42. Details of bank deposits, current investments, cash and cash equivalents and bank balances other than cash and cash equivalents (Contd..)

As at March 31, 2022

Particulars	Non lien	Under lien	Total
Bank deposits (due for maturity after twelve months from the reporting date) (Refer to Note 9)	9.11	0.10	9.21
Current investments (Refer to Note 8)	64,751.16	16,313.56	81,064.72
Cash and cash equivalents (Refer to Note 13)	10,152.78	0.51	10,153.29
Bank balance other than cash & cash equivalents (Refer to Note 14)	2,718.60	88,329.52	91,048.12
Total	77,631.65	104,643.69	182,275.34

43. Ratio analysis and its elements

S. No.	Ratio	Explanation	Units	March 31, 2023	March 31, 2022	Reason for variance (where the change is more than 25%)
1	Current ratio	Current ratio has been computed as current assets divided by current liabilities.	Times	1.10	0.90	
2	Debt – equity ratio*	Debt - equity ratio has been computed as total debt divided by shareholder's equity. Total debt is defined as current and non current borrowings and lease liabilities. Shareholder's equity includes equity share capital and other equity.	Times	(7.18)	(6.16)	
3	Debt service coverage ratio	Debt service coverage ratio has been computed as earning for debt service divided by debt service. Earning for debt service represents net profit after tax after adjusting certain non cash items and interest expense. Debt service includes interest & lease payments and principal repayments as presented in consolidated cash flow statement.	Times	0.56	0.09	Increase in earnings for debt service due to increase in net profit after tax after adjusting certain non cash items and interest expense, which has resulted in improvement in the ratio.
4	Return on equity (ROE)	ROE has been computed as net profits after tax divided by average shareholder's equity.	%	NA	NA	This ratio is non determinable due to negative net worth.
5	Inventory turnover ratio**	Inventory turnover ratio has been computed as sale of in-flight products divided by average of opening and closing in-flight inventory.	Times	67.56	24.92	Sale of in-flight products has increased due to growth in passenger travel which has resulted in improvement in the ratio.
6	Trade receivables turnover ratio	Trade receivables turnover ratio has been computed as sale of services and products divided by average trade receivables.	Times	125.72	92.97	Revenue growth due to higher demand for air travel which has resulted in improvement in the ratio.
7	Trade payables turnover ratio	Trade payables turnover ratio has been computed as net purchases divided by average trade payables. Net purchases represents all the purchases for goods and services except employee costs, finance costs, depreciation and amortisation expense. Average trade payables is an average of trade payables, aircraft maintenance and supplementary rentals excluding supplementary rentals against which letter of credit has been issued by the Group.	Times	6.68	5.20	This ratio has increased due to increase in net purchases during the current year on account of increase in operations.

Notes forming part of the Consolidated Financial Statements for the year ended March 31, 2023

(Rupees in millions, except for share data and if otherwise stated)

43. Ratio analysis and its elements (Contd..)

S. No.	Ratio	Explanation	Units	March 31, 2023	March 31, 2022	Reason for variance (where the change is more than 25%)
8	Net capital turnover ratio	Net capital turnover ratio has been computed as sale of services and products divided by working capital. Working capital is calculated as current assets minus current liabilities.	Times	46.66	(23.45)	Excess of current assets over current liabilities during the current year has led to increase in ratio.
9	Net profit ratio	Net profit ratio has been computed as net profit divided by sale of services and products.	%	(0.56%)	(24.02%)	Higher revenue with better management of operations and costs resulted in higher load factors and better yield leading to improvement of net profit ratio.
10	Return on capital employed (ROCE)**	ROCE has been computed as earnings before interest and taxes divided by capital employed where capital employed represents tangible net worth and total debt adjusted with deferred tax liability. Tangible net worth is calculated as total assets except intangible assets and intangible assets under development minus total liabilities.	%	4.29%	(14.58%)	Higher revenue with better management of operations and costs resulted in higher load factors and better yield leading to improvement of ROCE.
11	Return on investment	Return on investment has been computed as finance income divided by average investments. Finance income represents interest income from bank deposits, net gain on sale of current investments and mark to market gain on current investments. Average investments is an average of investments in bank deposits, cash and cash equivalents and current investments.	%	3.51%	1.64%	Higher yield on mutual funds and bank deposits during the current year has led to increase in ratio.

* Excluding lease liabilities of Rs. 426,018.76 as at March 31, 2023 and Rs. 329,811.01 as at March 31, 2022, the Debt-Equity ratio would have been (0.36) times for March 31, 2023 and (0.65) times for March 31, 2022.

** Inventories pertaining to stores, spares and loose tools have not been considered for the computation of the ratio as these are in the nature of consumables used for aircraft maintenance.

*** Excluding lease liabilities of Rs. 426,018.76 as at March 31, 2023 and Rs. 329,811.01 as at March 31, 2022, the ROCE would have been 22.94% for March 31, 2023 and 265.50% for March 31, 2022.

The calculation for above ratios (including restatement of prior year ratios, wherever necessary) is in accordance with formula prescribed by Guidance note on Schedule III issued by the Institute of Chartered Accountants of India.

Notes forming part of the Consolidated Financial Statements for the year ended March 31, 2023

(Rupees in millions, except for share data and if otherwise stated)

44. Additional information required by Schedule III of the Companies Act, 2013

As at March 31, 2023

Name of the entity in the Group	Net assets (total assets minus total liabilities)		Share in profit / (loss) for the year		Share in other comprehensive income (net of tax)		Share in total comprehensive income for the year	
	As % of consolidated net assets	Amount	As % of consolidated profit / (loss)	Amount	As % of consolidated other comprehensive income	Amount	As % of consolidated total comprehensive income	Amount
Parent								
InterGlobe Aviation Limited	100.91%	(63,031.37)	103.57%	(3,167.16)	119.89%	92.60	103.15%	(3,074.56)
Subsidiary								
Indian								
Agile Airport Services Private Limited	(0.91%)	566.21	(3.57%)	109.27	(19.89%)	(15.36)	(3.15%)	93.91
Non-controlling interests	0.00%	–	0.00%	–	0.00%	–	0.00%	–
Total	100%	(62,465.16)	100%	(3,057.89)	100%	77.24	100%	(2,980.65)

As at March 31, 2022

Name of the entity in the Group	Net assets (total assets minus total liabilities)		Share in profit / (loss) for the year		Share in other comprehensive income (net of tax)		Share in total comprehensive income for the year	
	As % of consolidated net assets	Amount	As % of consolidated profit / (loss)	Amount	As % of consolidated other comprehensive income	Amount	As % of consolidated total comprehensive income	Amount
Parent								
InterGlobe Aviation Limited	100.79%	(60,352.92)	100.15%	(61,710.25)	278.40%	29.65	100.12%	(61,680.60)
Subsidiary								
Indian								
Agile Airport Services Private Limited	(0.79%)	472.30	(0.15%)	91.80	(178.40%)	(19.00)	(0.12%)	72.80
Non-controlling interests	0.00%	–	0.00%	–	0.00%	–	0.00%	–
Total	100%	(59,880.62)	100%	(61,618.45)	100%	10.65	100%	(61,607.80)

As per our report of even date attached

For S.R. Batliboi & Co LLP
Chartered Accountants
ICAI Firm Registration No.: 301003E/300005

For and on behalf of the Board of Directors of
InterGlobe Aviation Limited

per Sanjay Vij
Partner
Membership No. 095169

Venkataramani Sumantran
Chairman
DIN: 02153989

Anil Parashar
Director
DIN: 00055377

Petrus Johannes Theodorus Elbers
Chief Executive Officer

Gaurav M. Negi
Chief Financial Officer

Sanjay Gupta
Company Secretary and
Chief Compliance Officer

Place: Gurgaon
Date: May 18, 2023

Place: Gurgaon
Date: May 18, 2023



Form AOC-1

(Pursuant to first proviso to sub-section (3) of section 129 read with rule 5 of Companies (Accounts) Rules, 2014)

Statement containing salient features of the financial statement of subsidiaries or associate companies or joint ventures

Part-A Subsidiaries

(Information in respect of each subsidiary to be presented with amounts in Rupees in millions)

S. No.	Particulars	Information
1	Name of the subsidiary	Agile Airport Services Private Limited
2	The date since when subsidiary was acquired	February 14, 2017 (incorporated as wholly owned subsidiary of the Company)
3	Reporting period for the subsidiary concerned, if different from the holding company's reporting period	April 01, 2022 to March 31, 2023
4	Reporting currency and exchange rate as on the last date of the relevant financial year in the case of foreign subsidiaries	Not applicable
5	Share capital	Authorised capital : 10.00 Paid-up capital: 1.10
6	Reserves and surplus	Retained earnings : 566.21
7	Total assets	1,341.27
8	Total Liabilities	773.96 [excluding share capital & reserves and surplus]
9	Investments	438.59
10	Turnover	5,124.66
11	Profit before taxation	123.31
12	Provision for taxation	14.04
13	Profit after taxation	109.27
14	Proposed Dividend	Nil
15	Extent of shareholding (in percentage)	100

Note: The Company do not have any associate companies and joint venture hence PART B is not applicable.

For and on behalf of the Board of Directors of
InterGlobe Aviation Limited

Venkataramani Sumantran
Chairman
DIN: 02153989

Anil Parashar
Director
DIN: 00055377

Petrus Johannes Theodorus Elbers
Chief Executive Officer

Gaurav M. Negi
Chief Financial Officer

Sanjay Gupta
Company Secretary and
Chief Compliance Officer

Place: Gurgaon
Date: May 18, 2023

Notice

Notice is hereby given that the Twentieth (20th) Annual General Meeting of the Members of InterGlobe Aviation Limited ("Company") will be held on Thursday, August 24, 2023, at 11:00 a.m. (IST) through Video Conferencing ("VC") / Other Audio-Visual Means ("OAVM"), to transact the following business:

Ordinary Business:

1. To consider and adopt:

- a. the audited standalone financial statements of the Company for the financial year ended March 31, 2023, along with the reports of the Board of Directors and the Auditors thereon; and
- b. the audited consolidated financial statements of the Company for the financial year ended March 31, 2023, along with the report of the Auditors thereon.

2. Appointment of a Director retiring by rotation

To re-appoint Mr. Gregg Albert Saretsky (DIN: 08787780) as Director, who retires by rotation, and being eligible, offers himself for re-appointment.

Special Business:

3. Approval for implementation of 'InterGlobe Aviation Limited – Employee Stock Option Scheme 2023' of the Company

To consider, and if thought fit, to pass the following resolution as a Special Resolution:

"RESOLVED THAT pursuant to the provisions of section 62(1)(b) and all other applicable provisions, if any, of the Companies Act, 2013 ('the Act'), and the Rules thereunder, including any statutory modification(s) or re-enactment(s) of the Act, applicable regulations of the SEBI (Share Based Employee Benefits and Sweat Equity) Regulations, 2021 including any statutory modification(s) or re-enactment thereof (hereinafter referred to as "SEBI Regulations"), the applicable provisions of the Foreign Exchange Management Act, 1999 (FEMA), any rules, regulations and guidelines issued by the Reserve Bank of India, including any amendments(s), statutory modifications(s) or re-enactment(s) thereof, the provisions of the SEBI (Listing Obligations and Disclosure Requirements) Regulations, 2015, including any statutory modification(s) or re-enactment(s) thereof, the Memorandum and Articles of Association of the Company for the time being in force, and subject to such other approvals, permissions and sanctions, as may be necessary and subject to such conditions and modifications as may be prescribed or imposed while granting such approvals, permissions and sanctions, consent of the Members of the Company be and is hereby accorded to the implementation of the 'InterGlobe Aviation Limited – Employee Stock Option Scheme 2023' ("Scheme"), the salient features of which are detailed in the Explanatory Statement to this Notice, and authorise the Board of Directors of the Company (hereinafter referred to as the "Board" which term shall be deemed to include any committee, including the Nomination and Remuneration Committee, which the Board has designated as Compensation Committee to exercise its powers, including the powers, conferred by this resolution), to offer, grant and issue from time to time, in one or more tranches, up to 0.5% of the paid-up equity share capital of the Company, i.e., 1,927,500 employee stock options convertible into 1,927,500 equity shares of face value of Rs. 10/- (Rupees Ten only) each, fully paid up, ranking pari passu with the existing equity shares of the Company for all purposes and in all respects, including payment of dividend, to or for the benefit of the employees, exclusively working in India or outside India, who are in the employment of the Company, including any Director, who is a Whole-Time Director (other than the employee who is a Promoter or person belonging to the Promoter Group, Independent Directors and non-executive Directors of the Company and Directors holding directly or indirectly more than 10% of the outstanding equity shares of the Company), on such terms and conditions as the Board may decide under the Scheme in accordance with the SEBI Regulations and other applicable laws in force.

RESOLVED FURTHER THAT in case of any corporate action(s) such as rights issue, bonus issue, merger, demerger, sale of division, change in capital structure and others, the Board be and is hereby authorised to do all such acts, deeds, matters and things as it may deem fit in its absolute discretion and as permitted under law including issue of additional stock options of the Company to be issued to the Employees for the purpose of making a fair and reasonable adjustment to the stock options issued to them and the above ceiling in terms of number of equity shares / stock options shall be deemed to be increased in proportion to the additional equity shares issued in the event of aforesaid corporate action(s).

RESOLVED FURTHER THAT in case the equity shares of the Company are either sub-divided or consolidated, then the number of equity shares to be issued by the Company and the price of acquisition payable by the option grantees under the Scheme shall automatically

stand increased or reduced, as the case may be, in the same proportion as the present face value of Rs. 10/- (Rupees Ten only) per equity share shall bear to the revised face value of the equity shares of the Company after such sub-division or consolidation, without affecting any other rights or obligations of the said grantees and the ceiling in terms of number of shares / options specified above shall be deemed to be adjusted accordingly.

RESOLVED FURTHER THAT the Company shall conform to the accounting policies prescribed from time to time under the SEBI Regulations and any other applicable laws and regulations to the extent relevant and applicable to the Scheme.

RESOLVED FURTHER THAT the Board be and is hereby authorised to take requisite steps for listing of the equity shares allotted under the Scheme on the Stock Exchanges where the equity shares of the Company are listed in due compliance with the SEBI Regulations and other applicable laws.

RESOLVED FURTHER THAT the Board be and is hereby authorised to do all such acts, deeds and things, as it may, at its absolute discretion, deem necessary including authorisation or issuance of directions to appoint merchant bankers, advisors, solicitors, consultants or representatives, being incidental to the effective implementation and administration of the Scheme and make applications to the appropriate authorities for their requisite approvals and settle all such questions, difficulties or doubts whatsoever which may arise and take all such steps and decisions in this regard.

RESOLVED FURTHER THAT the Board be and is hereby authorised to devise, formulate, modify, change, vary, alter, amend, suspend or terminate the Scheme, subject to compliance with the applicable laws and regulations and to do all such acts, deeds, matters and things as it may in its absolute discretion deem fit, for such purpose and also to settle any issues, questions, difficulties or doubts that may arise in this regard without being required to seek any further consent or approval of the Members of the Company and execute all such documents, writings and to give such directions and/or instructions as may be necessary or expedient to give effect to the Scheme and to do all other things incidental to and ancillary thereof.

4. Approval for extension of 'InterGlobe Aviation Limited – Employee Stock Option Scheme 2023' to the eligible employees of subsidiary company(ies) of the Company

To consider, and if thought fit, to pass, the following resolution as a Special Resolution:

"RESOLVED THAT pursuant to the provisions of section 62(1)(b) and all other applicable provisions, if any, of the Companies Act, 2013 ('the Act'), and the Rules thereunder, including any statutory modification(s) or re-enactment(s) of the Act, applicable regulations of the SEBI (Share Based Employee Benefits and Sweat Equity) Regulations, 2021 including any statutory modification(s) or re-enactment thereof (hereinafter referred to as "SEBI Regulations"), the applicable provisions of the Foreign Exchange Management Act, 1999 (FEMA), any rules, regulations and guidelines issued by the Reserve Bank of India, including any amendments(s), statutory modifications(s) or re-enactment(s) thereof, the provisions of the SEBI (Listing Obligations and Disclosure Requirements) Regulations, 2015, including any statutory modification(s) or re-enactment(s) thereof, the Memorandum and Articles of Association of the Company for the time being in force, and subject to such other approvals, permissions and sanctions, as may be necessary and subject to such conditions and modifications as may be prescribed or imposed while granting such approvals, permissions and sanctions, consent of the Members of the Company be and is hereby accorded to the Board of Directors of the Company (hereinafter referred to as the "Board" which term shall be deemed to include any committee, including the Nomination and Remuneration Committee, which the Board has designated as Compensation Committee to exercise its powers, including the powers, conferred by this resolution) to extend the benefits of the 'InterGlobe Aviation Limited – Employee Stock Option Scheme 2023' ("Scheme") referred to in resolution as set out in item no. 3 above, to offer, grant and issue from time to time, in one or more tranches up to 0.5% of the paid-up equity share capital of the Company i.e. 1,927,500 employee stock options convertible into 1,927,500 equity shares of face value of Rs. 10/- (Rupees Ten only) each, fully paid up, ranking pari passu with the existing equity shares of the Company for all purposes and in all respects, including payment of dividend, to or for the benefit of the employees, exclusively working in India or outside India, who are in the employment of the subsidiary company(ies) (present and future, if any) of the Company, including any Director, who is a Whole-Time Director (other than the employee who is a Promoter or person belonging to the Promoter Group, Independent Directors and non-executive Directors of the Company and Directors holding directly or indirectly more than 10% of the outstanding equity shares of the Company), on such terms and conditions as the Board may decide under the Scheme in accordance with the SEBI Regulations and other applicable laws in force.

RESOLVED FURTHER THAT in case of any corporate action(s) such as rights issue, bonus issue, merger, demerger, sale of division, change in capital structure and others, the Board be and is hereby authorised to do all such acts, deeds, matters and things as it may deem fit in its absolute discretion and as permitted under law including issue of additional stock options of the Company to be issued to the Employees of the subsidiary company(ies) (present and future, if any) of the Company including any Director, for the purpose of making a fair and reasonable adjustment to the stock options issued to them and the above ceiling in terms of number of equity shares/ stock options shall be deemed to be increased in proportion to the additional equity shares issued in the event of aforesaid corporate action(s).

RESOLVED FURTHER THAT in case the equity shares of the Company are either sub-divided or consolidated, then the number of equity shares to be issued by the Company and the price of acquisition payable by the option grantees under the Scheme shall automatically stand increased or reduced, as the case may be, in the same proportion as the present face value of Rs. 10/- (Rupees Ten only) per equity share shall bear to the revised face value of the equity shares of the Company after such sub-division or consolidation, without affecting any other rights or obligations of the said grantees and the ceiling in terms of number of shares / options specified above shall be deemed to be adjusted accordingly.

RESOLVED FURTHER THAT the Company shall conform to the accounting policies prescribed from time to time under the SEBI Regulations and any other applicable laws and regulations to the extent relevant and applicable to the Scheme.

RESOLVED FURTHER THAT the Board be and is hereby authorised to take requisite steps for listing of the equity shares allotted under the Scheme on the Stock Exchanges where the equity shares of the Company are listed in due compliance with the SEBI Regulations and other applicable laws.

RESOLVED FURTHER THAT the Board be and is hereby authorised to do all such acts, deeds and things, as it may, at its absolute discretion, deem necessary including authorisation or issuance of directions to appoint merchant bankers, advisors, solicitors, consultants or representatives, being incidental to the effective implementation and administration of the Scheme and make applications to the appropriate authorities for their requisite approvals and settle all such questions, difficulties or doubts whatsoever which may arise and take all such steps and decisions in this regard.

RESOLVED FURTHER THAT the Board be and is hereby authorised to devise, formulate, modify, change, vary, alter, amend, suspend or terminate the Scheme, subject to compliance with the applicable laws and regulations and to do all such acts, deeds, matters and things as it may in its absolute discretion deem fit, for such purpose and also to settle any issues, questions, difficulties or doubts that may arise in this regard without being required to seek any further consent or approval of the Members of the Company and execute all such documents, writings and to give such directions and/or instructions as may be necessary or expedient to give effect to the Scheme and to do all other things incidental to and ancillary thereof."

By order of the Board
For InterGlobe Aviation Limited

Date: July 28, 2023
Place: Gurugram

Sanjay Gupta
Company Secretary and Chief Compliance Officer

InterGlobe Aviation Limited
CIN: L62100DL2004PLC129768
Registered Office: Upper Ground Floor, Thapar House,
Gate no. 2, Western Wing, 124 Janpath, New Delhi-110 001
Tel: +91 96500 98905; Fax: 011 - 4351 3200
Email: investors@goindigo.in;
Website: www.goindigo.in

Notes:

1. An Explanatory Statement pursuant to Section 102 of the Companies Act, 2013 ("Act") relating to the Special Business to be transacted at the Annual General Meeting ("AGM") is annexed hereto.
2. In view of the outbreak of the Covid-19 pandemic, the Ministry of Corporate Affairs (MCA) vide its General Circulars No. 14/2020 dated April 8, 2020, No.17/2020 dated April 13, 2020, No. 20/2020 dated May 05, 2020, No. 02/2021 dated January 13, 2021, No. 19/2021 dated December 8, 2021, No. 21/2021 dated December 14, 2021, No. 02/2022 dated May 05, 2022, and No. 10/2022 dated December 28, 2022 (collectively the "MCA circulars") has allowed conducting AGM through VC or OAVM and dispensed with the requirement of presence of the Members in person at the AGM till September 30, 2023. In view of the same and for the purpose of enabling wider participation of the Members of the Company at the AGM, the Company has decided to conduct the AGM through VC/OAVM. Hence, the Members can attend and participate at the AGM through VC/ OAVM only. The venue of the AGM shall be deemed to be the registered office of the Company. The procedure for participating in the meeting through VC/OAVM is explained at Note No. 17 below.



3. As the AGM is being conducted through VC/OAVM, where physical attendance of the Members is dispensed with, the facility of appointment of proxies by the Members is not available. Consequently, the Proxy Form and the Route Map are not attached to this Notice. However, the institutional/ Corporate Members intending to appoint authorised representatives, pursuant to Section 113 of the Act, are requested to send a certified copy of the relevant board resolution together with the respective specimen signature(s) of those representative(s) authorised under the said resolution to attend and vote on their behalf at the AGM, pursuant to Section 113 of the Act, to Scrutinizer at scrutinizerindigo@gmail.com and to evoting@nsdl.co.in.
4. Members attending the AGM through VC/OAVM shall be reckoned for the purpose of quorum under Section 103 of the Act.
5. The Register of Members and Share Transfer Books of the Company will remain closed from Friday, August 18, 2023 to Thursday, August 24, 2023 (both days inclusive).
6. Members can join the AGM in the VC/OAVM mode 15 minutes before and after the scheduled time of the commencement of the Meeting by following the procedure mentioned in the Notice. The facility of participation at the AGM through VC/OAVM will be made available for atleast 1,000 members on first come first served basis.
7. Members are requested to quote their Registered Folio Number or Demat Account Number and Depository Participant (DP) ID number in all correspondence with the Company.
8. Details as required under Regulation 36(3) of the SEBI (Listing Obligations and Disclosure Requirements) Regulations, 2015 ("SEBI LODR Regulations") and Secretarial Standard-2 issued by Institute of Company Secretaries of India ("ICSI") in respect of a Director who is seeking appointment/ re-appointment at the AGM are given in the Annexure to this Notice of AGM ("Notice").
9. In line with the MCA circulars, the Notice calling the AGM has been uploaded on the website of the Company at www.goindigo.in The Notice can also be accessed from the websites of the Stock Exchanges i.e. BSE Limited and National Stock Exchange of India Limited at www.bseindia.com and www.nseindia.com, respectively and is also available on the website of NSDL at www.evoting.nsdl.com.

ELECTRONIC DISPATCH OF ANNUAL REPORT AND PROCESS FOR REGISTRATION OF E-MAIL ID AND FOR OBTAINING COPY OF ANNUAL REPORT

10. In accordance with the circulars issued by MCA and SEBI, the Notice alongwith the Annual Report for FY 2022-23 is being sent by electronic mode to the Members whose e-mail id is registered with the Company or the Depository Participants. Physical copy of the Notice along with the Annual Report for FY 2022-23 shall be sent to those Members who request for the same.
11. The Members holding shares in physical mode and who have not updated their e-mail ids with the Company are requested to update their e-mail ids by writing to the Company at investors@goindigo.in alongwith the copy of the signed request letter mentioning the name and address of the Member, self attested copy of the PAN Card, and self attested copy of any document (e.g. Driving License, Vote Identity Card, Passport) in support of the address of the Member. The Members holding shares in Demat Mode are requested to register/ update their e-mail address with the relevant DPs. In case of any queries/ difficulties in registering the e-mail address, the Members may write to investors@goindigo.in.
12. Alternatively, the Members may send a request to evoting@nsdl.co.in for procuring user id and password for e-voting by providing above mentioned documents.
13. In terms of SEBI circular dated December 9, 2020 on e-voting facility provided by the Company, Individual Members holding securities in demat mode are allowed to vote through their demat account maintained with Depositories and Depository Participants. Members are required to update their mobile number and email ID correctly in their demat account in order to access e-voting facility.

PROCEDURE FOR REMOTE E-VOTING AND E-VOTING DURING THE AGM

14. Pursuant to the provisions of Section 108 of the Act read with Rule 20 of the Companies Management and Administration) Rules, 2014, Regulation 44 of the SEBI LODR Regulations and the MCA Circulars, the Company is providing facility of remote e-voting to its Members in respect of the business to be transacted at the AGM. For this purpose, the Company has entered into an agreement with NSDL for facilitating voting through electronic means, as the authorised agency. The facility of casting votes by a Member using remote e-voting system as well as e-voting on the date of the AGM will be provided by NSDL.
15. The Members, whose names appear in the Register of Members/ List of Beneficial Owners as on Thursday, August 17, 2023, i.e. a day prior to commencement of Book Closure Date, being the 'cut-off date', are entitled to vote on the Resolutions set forth in this Notice. The voting rights of Members shall be in proportion to their share in the paid-up equity share capital of the Company as on the cut-off date. A person who is not a Member as on the cut-off date should treat this Notice for information purposes only.
16. Members may cast their votes through e-voting system from any place (remote e-voting). The remote e-voting period begins on Monday, August 21, 2023 at 9:00 a.m. and ends on Wednesday, August 23, 2023 at 5:00 p.m.

17. The detailed instructions and the process for accessing and participating in the AGM through VC/OAVM facility and voting through electronic means including remote e-voting are explained herein below:

THE INSTRUCTIONS FOR MEMBERS FOR REMOTE E-VOTING AND JOINING AGM ARE AS UNDER:-

How do I vote electronically using NSDL E-voting system:

The way to vote electronically on NSDL e-voting system consists of "Two Steps" which are mentioned below:

Step 1: Access to NSDL e-voting system


A) Login method for e-voting and joining virtual meeting for Individual members holding securities in demat mode

In terms of SEBI circular dated December 9, 2020 on e-voting facility provided by Listed Companies, Individual members holding securities in demat mode are allowed to vote through their demat account maintained with Depositories and Depository Participants. Members are advised to update their mobile number and email Id in their demat accounts in order to access e-voting facility.

Login method for Individual members holding securities in demat mode is given below:

Type of members	Login Method
Individual Members holding securities in demat mode with NSDL.	<ol style="list-style-type: none"> Existing IDeAS user can visit the e-Services website of NSDL Viz. https://eservices.nsdl.com either on a Personal Computer or on a mobile. On the e-Services home page click on the "Beneficial Owner" icon under "Login" which is available under 'IDeAS' section , this will prompt you to enter your existing User ID and Password. After successful authentication, you will be able to see e-voting services under Value added services. Click on "Access to e-voting" under e-voting services and you will be able to see e-voting page. Click on company name or e-voting service provider i.e. NSDL and you will be re-directed to e-voting website of NSDL for casting your vote during the remote e-voting period or joining virtual meeting and voting during the meeting. If you are not registered for IDeAS e-Services, option to register is available at https://eservices.nsdl.com. Select "Register Online for IDeAS Portal" or click at https://eservices.nsdl.com/SecureWeb/IdeasDirectReg.jsp Visit the e-voting website of NSDL. Open web browser by typing the following URL: https://www.evoting.nsdl.com/ either on a Personal Computer or on a mobile. Once the home page of e-voting system is launched, click on the icon "Login" which is available under 'Shareholder/Member' section. A new screen will open. You will have to enter your User ID (i.e. your sixteen digit demat account number hold with NSDL), Password/OTP and a Verification Code as shown on the screen. After successful authentication, you will be redirected to NSDL Depository site wherein you can see e-voting page. Click on company name or e-voting service provider i.e. NSDL and you will be redirected to e-voting website of NSDL for casting your vote during the remote e-voting period or joining virtual meeting and voting during the meeting. Shareholders/Members can also download NSDL Mobile App "NSDL Speede" facility by scanning the QR code mentioned below for seamless voting experience.

NSDL Mobile App is available on



Type of members	Login Method
Individual Members holding securities in demat mode with CDSL	<ol style="list-style-type: none"> Users who have opted for CDSL Easi / Easiest facility, can login through their existing user id and password. Option will be made available to reach e-voting page without any further authentication. The users to login Easi /Easiest are requested to visit CDSL website www.cdslindia.com and click on login icon and New System Myeasi Tab and then user your existing my easi username and password. After successful login the Easi / Easiest user will be able to see the e-voting option for eligible companies where the evoting is in progress as per the information provided by company. On clicking the e-voting option, the user will be able to see e-voting page of the e-voting service provider for casting your vote during the remote e-voting period or joining virtual meeting and voting during the meeting. Additionally, there is also links provided to access the system of all e-voting Service Providers, so that the user can visit the e-voting service providers' website directly. If the user is not registered for Easi/Easiest, option to register is available at CDSL website www.cdslindia.com and click on login and New System Myeasi Tab and then click on registration option. Alternatively, the user can directly access e-voting page by providing Demat Account Number and PAN No. from a e-voting link available on www.cdslindia.com home page. The system will authenticate the user by sending OTP on registered Mobile and Email as recorded in the Demat Account. After successful authentication, user will be able to see the e-voting option where the evoting is in progress and also able to directly access the system of all e-voting Service Providers.
Individual Members (holding securities in demat mode) login through their depository participants	You can also login using the login credentials of your demat account through your Depository Participant registered with NSDL/CDSL for e-voting facility. upon logging in, you will be able to see e-voting option. Click on e-voting option, you will be redirected to NSDL/CDSL Depository site after successful authentication, wherein you can see e-voting feature. Click on company name or e-voting service provider i.e. NSDL and you will be redirected to e-voting website of NSDL for casting your vote during the remote e-voting period or joining virtual meeting and voting during the meeting.

Important note: Members who are unable to retrieve User ID/ Password are advised to use Forget User ID and Forget Password option available at abovementioned website.

Helpdesk for Individual Members holding securities in demat mode for any technical issues related to login through Depository i.e. NSDL and CDSL.

Login type	Helpdesk details
Individual Members holding securities in demat mode with NSDL	Members facing any technical issue in login can contact NSDL helpdesk by sending a request at evoting@nsdl.co.in or call at 022 - 4886 7000 and 022 - 2499 7000
Individual Members holding securities in demat mode with CDSL	Members facing any technical issue in login can contact CDSL helpdesk by sending a request at helpdesk.evoting@cdslindia.com or contact at toll free no. 1800 22 55 33

B) Login Method for e-voting and joining virtual AGM for Members other than Individual Members holding securities in demat mode and Members holding securities in physical mode.

How to log-in to NSDL e-voting website?

- Visit the e-voting website of NSDL. Open web browser by typing the following URL: <https://www.evoting.nsdl.com/> either on a Personal Computer or on a mobile.
- Once the home page of e-voting system is launched, click on the icon "Login" which is available under 'Shareholder/Member' section.
- A new screen will open. You will have to enter your User ID, your Password/OTP and a Verification Code as shown on the screen. Alternatively, if you are registered for NSDL eservices i.e. IDEAS, you can log-in at <https://eservices.nsdl.com/> with your existing IDEAS login. Once you log-in to NSDL eservices after using your log-in credentials, click on e-voting and you can proceed to Step 2 i.e. Cast your vote electronically.

4. Your User ID details are given below :

Manner of holding shares i.e. Demat (NSDL or CDSL) or Physical	Your User ID is:
a) For Members who hold shares in demat account with NSDL.	8 Character DP ID followed by 8 Digit Client ID For example if your DP ID is IN300*** and Client ID is 12***** then your user ID is IN300***12*****.
b) For Members who hold shares in demat account with CDSL.	16 Digit Beneficiary ID For example if your Beneficiary ID is 12***** then your user ID is 12*****.
c) For Members holding shares in Physical Form.	EVEN Number followed by Folio Number registered with the company For example if folio number is 001*** and EVEN is 101456 then user ID is 101456001***

5. Password details for members other than Individual members are given below:

- If you are already registered for e-voting, then you can use your existing password to login and cast your vote.
- If you are using NSDL e-voting system for the first time, you will need to retrieve the 'initial password' which was communicated to you. Once you retrieve your 'initial password', you need to enter the 'initial password' and the system will force you to change your password.
- How to retrieve your 'initial password'?
 - If your email ID is registered in your demat account or with the company, your 'initial password' is communicated to you on your email ID. Trace the email sent to you from NSDL from your mailbox. Open the email and open the attachment i.e. a .pdf file. Open the .pdf file. The password to open the .pdf file is your 8 digit client ID for NSDL account, last 8 digits of client ID for CDSL account or folio number for shares held in physical form. The .pdf file contains your 'User ID' and your 'initial password'.
 - If your email ID is not registered, please follow steps mentioned below in process for those members whose email ids are not registered.

6. If you are unable to retrieve or have not received the "Initial password" or have forgotten your password:

- Click on "Forgot User Details/Password?" (If you are holding shares in your demat account with NSDL or CDSL) option available on www.evoting.nsdl.com.
- Physical User Reset Password?" (If you are holding shares in physical mode) option available on www.evoting.nsdl.com.
- If you are still unable to get the password by aforesaid two options, you can send a request at evoting@nsdl.co.in mentioning your demat account number/folio number, your PAN, your name and your registered address etc.
- Members can also use the OTP (One Time Password) based login for casting the votes on the e-voting system of NSDL.

7. After entering your password, tick on Agree to "Terms and Conditions" by selecting on the check box.

8. Now, you will have to click on "Login" button.

9. After you click on the "Login" button, Home page of e-voting will open.

Step 2: Cast your vote electronically and join General Meeting on NSDL e-voting system.

How to cast your vote electronically and join General Meeting on NSDL e-voting system?

- After successful login at Step 1, you will be able to see all the companies "EVEN" in which you are holding shares and whose voting cycle and General Meeting is in active status.
- Select "EVEN" of company for which you wish to cast your vote during the remote e-voting period and casting your vote during the General Meeting. For joining virtual meeting, you need to click on "VC/ORVM" link placed under "Join Meeting".
- Now you are ready for e-voting as the Voting page opens.
- Cast your vote by selecting appropriate options i.e. assent or dissent, verify/modify the number of shares for which you wish to cast your vote and click on "Submit" and also "Confirm" when prompted.
- Upon confirmation, the message "Vote cast successfully" will be displayed.
- You can also take the printout of the votes cast by you by clicking on the print option on the confirmation page
- Once you confirm your vote on the resolution, you will not be allowed to modify your vote.



THE INSTRUCTIONS FOR MEMBERS FOR E-VOTING ON THE DAY OF THE AGM ARE AS UNDER:-

1. The procedure for e-voting on the day of the AGM is same as the instructions mentioned above for remote e-voting.
2. Only those Members/Shareholders, who will be present in the AGM through VC/OAVM facility and have not cast their vote on the Resolutions through remote e-voting and are otherwise not barred from doing so, shall be eligible to vote through e-voting system during the AGM.
3. Members who have voted through Remote e-voting will be eligible to attend the AGM. However, they will not be eligible to vote at the AGM.
4. The details of the person who may be contacted for any grievances connected with the facility for e-voting on the day of the AGM shall be the same person mentioned for Remote e-voting.

INSTRUCTIONS FOR MEMBERS FOR ATTENDING THE AGM THROUGH VC/ OAVM ARE AS UNDER:

18. Member will be provided with a facility to attend the AGM through VC/OAVM through the NSDL e-voting system. Members may access by following the steps mentioned above for Access to NSDL e-voting system. After successful login, you can see link of "VC/OAVM" placed under "Join meeting" menu against company name. You are requested to click on VC/OAVM link placed under Join Meeting menu. The link for VC/OAVM will be available in Shareholder/Member login where the EVEN of Company will be displayed. Please note that the Members who do not have the User ID and Password for e-voting or have forgotten the User ID and Password may retrieve the same by following the remote e-voting instructions mentioned in the notice to avoid last minute rush.
19. Members are encouraged to join the Meeting through Laptops for better experience.
20. Members will be required to allow Camera and use Internet with a good speed to avoid any disturbance during the meeting.
21. Please note that Participants connecting from Mobile Devices or Tablets or through Laptop connecting via Mobile Hotspot may experience Audio/Video loss due to fluctuation in their respective network. It is therefore recommended to use stable Wi-Fi or LAN connection to mitigate any kind of aforesaid glitches.
22. Members who would like to express their views/have questions may send their questions in advance mentioning their name demat account number/folio number, email id, mobile number at investors@goindigo.in. The same will be replied by the company suitably.

PROCEDURE TO RAISE QUESTIONS/ SEEK CLARIFICATIONS WITH RESPECT TO ANNUAL REPORT

23. Members who would like to express their views or ask questions may send their queries/ questions in advance mentioning their name demat account number/folio number, email id, mobile number at investors@goindigo.in at least 48 hours before the commencement of scheduled time of AGM. The same will be replied by the Company suitably, depending upon the availability of time at the AGM.
24. The Members who would like to express their views or ask questions during the AGM may register themselves as "Speakers" by logging on to www.evoting.nsd.com and clicking on the 'Speaker Registration' option available on the screen after log in. The Speaker Registration will be open from 09:00 a.m. on Monday, August 21, 2023 to 05:00 p.m. on Wednesday, August 23, 2023. Only those Speaker Registrations requests received during the aforesaid period will be considered for response during the AGM. Also, response to Speaker Registrations will depend on availability of time during the AGM.

General Guidelines for members-

25. Institutional members (i.e. other than individuals, HUF, NRI etc.) are required to send scanned copy (PDF/JPG Format) of the relevant Board Resolution/ Authority letter etc. with attested specimen signature of the duly authorised signatory(ies) who are authorised to vote, to the Scrutinizer by e-mail to scrutinizerindigo@gmail.com with a copy marked to evoting@nsdl.co.in. Institutional members (i.e. other than individuals, HUF, NRI etc.) can also upload their Board Resolution / Power of Attorney / Authority Letter etc. by clicking on "Upload Board Resolution / Authority Letter" displayed under "e-voting" tab in their login.
26. It is strongly recommended not to share your password with any other person and take utmost care to keep your password confidential. Login to the e-voting website will be disabled upon five unsuccessful attempts to key in the correct password. In such an event, you will need to go through the "Forgot User Details/Password?" or "Physical User Reset Password?" option available on www.evoting.nsd.com to reset the password.
27. In case of any queries, you may refer the Frequently Asked Questions (FAQs) for Shareholders and e-voting user manual for Shareholders available at the download section of www.evoting.nsd.com or call on.: 022 - 4886 7000 and 022 - 2499 7000 or send a request to Ms. Pallavi Mhatre, Senior Manager at evoting@nsdl.co.in.
28. The Board has appointed Ms. Amrita Nautiyal, Practising Company Secretary, Proprietor, M/s. Amrita Nautiyal & Associates, as Scrutinizer to ensure that the remote e-voting process and e-voting at the AGM is conducted in a fair and transparent manner.
29. The results of the e-voting shall be declared to the Stock Exchanges after the conclusion of AGM within two working days. The results along with the Scrutinizer's Report, shall also be placed on the website of the Company at www.goindigo.in.

PROCEDURE FOR INSPECTION OF DOCUMENTS

30. All the documents referred to in the accompanying Notice and explanatory statement, will be available for inspection through electronic mode, basis the request being sent at investors@goindigo.in.
31. During the AGM, the Register of Directors and Key Managerial Personnel and their Shareholding maintained under Section 170 of the Act, the Register of Contracts and arrangements in which Directors are interested under section 189 of the Act and the Certificate from M/s AMG & Associates, Practicing Company Secretaries certifying that the ESOS Scheme of the Company is being implemented in accordance with the Securities and Exchange Board of India (Share Based Employee Benefits and Sweat Equity) Regulations, 2021, will be available for inspection upon login at <https://evoting.nsdl.com>.

OTHER INFORMATION:

32. The Members may note that the MCA had notified provisions relating to unpaid/ unclaimed dividend under Sections 124 and 125 of the Act and Investor Education and Protection Fund (Accounting, Audit, Transfer and Refund) Rules, 2016 ("IEPF Rules"). As per IEPF Rules, dividends which are not encashed/ claimed by the Members for a period of seven consecutive years shall be transferred to the Investor Education and Protection Fund (IEPF). The IEPF Rules mandate the Companies to transfer the shares of the Members whose dividends remain unpaid/ unclaimed for a period of seven consecutive years to the demat account of IEPF. Hence, the Company urges all the Members to encash/ claim their respective dividends during the prescribed period. The details of the unpaid/unclaimed dividend amounts lying with the Company as on August 26, 2022 are available on the website of the Company at https://www.goindigo.in/content/dam/goindigo/investor-relations/other-disclosures/2021-22/List_of_unpaid_and_unclaimed_dividend_FY_2022.pdf
33. The Members who need assistance before or during the AGM, can contact National Securities Depository Limited (NSDL) on evoting@nsdl.co.in or call on toll free numbers 1800 1020 990 and 1800 22 44 30. Kindly quote your name, DP ID-Client ID / Folio no. and E-voting Event Number (EVEN) in all your communications.

By order of the Board
For InterGlobe Aviation Limited

Date: July 28, 2023

Place: Gurugram

Sanjay Gupta
Company Secretary and Chief Compliance Officer

InterGlobe Aviation Limited

CIN: L62100DL2004PLC129768

Registered Office: Upper Ground Floor, Thapar House,
Gate no. 2, Western Wing, 124 Janpath, New Delhi-110 001

Tel: +91 96500 98905; Fax: 011 - 4351 3200

Email: investors@goindigo.in;

Website: www.goindigo.in



Explanatory Statement

(Pursuant to Section 102 of the Companies Act, 2013)

Item Nos. 3 and 4

The Company believes that Equity based compensation Schemes are an effective tool to reward the talents working with the Company and its subsidiary company(ies) (present and future). It provides an opportunity to employees to get a share in the value of the Company and to create long-term wealth in the hands of the employees. With a view to drive long term performance, retain talent and attract new talent, the Company intends to implement an employee stock option scheme namely 'InterGlobe Aviation Limited – Employee Stock Option Scheme 2023' ("Scheme") for the employees of the Company and its subsidiary company(ies) (present and future).

Based on the recommendation of the Nomination and Remuneration Committee ("Committee"), the Board of Directors of the Company at their meetings held on June 12, 2023, had approved the Scheme, subject to the approval of the Members of the Company, for the benefit of the employees, exclusively working in India or outside India, who are in the employment of the Company and its subsidiary company(ies) (present and future) including any Director, who is a Whole-Time Director (other than the employee who is a Promoter or person belonging to the Promoter Group, Independent Directors and non-executive Directors of the Company and Directors holding directly or indirectly more than 10.0% of the outstanding equity shares of the Company), under the Scheme in accordance with the SEBI (Share Based Employee Benefits and Sweat Equity) Regulations, 2021 ("SEBI Regulations") and other applicable laws.

In terms of Regulation 6 of the SEBI Regulations, for offer of the Scheme to the employees of the Company, approval of the Members by way of a Special Resolutions is required. Further, approval of the Members by way of a separate Special Resolution is also required for extending the benefits of the Scheme to the employees of the subsidiary(ies) of the Company. Accordingly, the Resolutions contained at Item Nos. 3 and 4 set out in the Notice are being placed for approval of the Members of the Company.

Disclosure/main features of the Scheme pursuant to the SEBI Regulations are as under:

a) Brief description of the Scheme

The Scheme contemplates grant of options to the employees of the Company and its subsidiary company(ies) (present and future).

After vesting of options, the employees earn a right, but not an obligation, to exercise the vested options within the exercise period and obtain equity shares of the Company subject to payment of exercise price and satisfaction of any tax obligation arising thereon and other terms and condition of the Scheme.

The Nomination and Remuneration Committee ("Committee") of the Company shall act as the Compensation Committee for the supervision of Scheme and shall administer the Scheme under the guidance of the Board. All questions of interpretation of the Scheme shall be determined by the Committee as per terms of the Scheme.

The Scheme shall be called as 'InterGlobe Aviation Limited – Employee Stock Option Scheme 2023'.

The objective of the Scheme is to reward the eligible Employees of the Company (present and future) in India and / or outside and to motivate them to contribute to the growth and profitability of the Company and its subsidiary company(ies) (present and future) in future. The Scheme aims to attract, reward the talented / key employees for their contributions in the successful management and operations of the Company and to provide an incentive to secure their continued contribution towards the future growth of the Company and its subsidiary company(ies) (present and future). The Company views stock options ("Options") as a means that would enable the employees to get a share in the value they create for the future.

b) Total number of Options to be offered and granted

The total number of Options to be granted under the Scheme shall not exceed 0.5% of the outstanding paid-up equity share capital of the Company, i.e., 1,927,500 equity shares as mentioned below. Each option when exercised would be converted into one equity share of Rs. 10/- (Rupees Ten Only) each, fully paid-up.

Sr. No.	Type of Options	Total number of Options that may be granted under the Scheme	Total % of paid up Equity Share Capital of the Company
1	Time based stock options	385,500	0.1%
2	Performance stock options	1,542,000	0.4%

In case of any corporate action(s) such as rights issue, bonus issue, merger, demerger, sale of division, change in capital structure and others, if any, additional Options of the Company are to be issued to the eligible Employees for the purpose of making a fair and reasonable adjustment to the Options issued to them and the above ceiling in terms of number of equity shares shall be deemed to be increased in proportion to the additional equity shares issued in the aforesaid corporate action(s).

In case the equity shares of the Company are either sub-divided or consolidated, then the number of equity shares and the price of acquisition payable by the option grantees under the Scheme shall automatically stand augmented or reduced, as the case may be, in the same proportion as the present face value of Rs. 10/- (Rupees Ten only) per equity share shall bear to the revised face value of the equity shares of the Company after such sub-division or consolidation, without affecting any other rights or obligations of the said grantees and the ceiling in terms of number of shares specified above shall be deemed to be adjusted accordingly.

c) Identification of classes of employees entitled to participate in the Scheme

Following classes of employees are entitled to participate in the Scheme:

- (i) an employee as designated by the Company, who is exclusively working in India or outside India; or
- (ii) a Director of the Company, who is a Whole-Time Director (not being a promoter or member of the promoter group, but excluding an Independent Director and a non-executive Director); or
- (iii) an employee as defined in sub-clauses (i) or (ii), of subsidiary company(ies), in India or outside India, of the Company, but does not include -
 - a) an employee who is a promoter or a person belonging to the promoter group; or
 - b) a Director who, either himself or through his relative(s) or through any body corporate, directly or indirectly, holds more than 10% of the outstanding equity shares of the Company.

The eligible employees to whom the Options would be granted and their eligibility criteria would be determined by the Committee.

d) Requirements of vesting and period of vesting

The Options granted to any employee shall vest within the vesting period in the manner as set forth in the Award Agreement subject to maximum period of 5 years from the date of grant. There shall be a minimum period of one year between the grant of Options and vesting of Options.

In case of Performance Stock Options, the vesting will be based on the following performance parameters namely

- a) Earnings Per Share (EPS);
- b) Minimum performance rating of employee.
- c) Such other parameter as may be decided by the Committee

The details of the performance parameters will be decided by the Committee and will be communicated to grantee through Award Agreement. The Committee may add or replace performance parameters at the beginning of each financial year which will be intimated to the grantee. In case of business requirement, the Company may revise the performance targets in any particular year which will be intimated to the grantee.

Further, Performance Stock Options shall vest based on the Company's overall performance of the above parameters calculated for each metrics separately and shall be subject to below performance-vesting relationship:

Performance Variable/ Criteria	Indicative Performance Metrics	Performance (% of Target)	Vesting (% of Target)
Financial Performance Linked	Earning Per Share (EPS) (100% weightage)	<80.0%	0.0%
		80.0% - 89.9%	70.0%
		90.0% - 99.9%	80.0%
		100.0% - 109.9%	90.0%
		110.0% +	100.0%
Individual Threshold (Gate condition for vesting)	Minimum performance rating of "Medium" or above	Nil Vesting if rating is below threshold	

The Committee may update above performance-vesting relationship which will be intimated to the grantee from time to time.

e) Maximum period (subject to regulation 18(1) of SEBI Regulations) within which the Stock Options shall be vested

All the Options granted on any date shall vest not later than 5 years from the date of grant of Options subject to conditions, if any, mentioned in the Award Agreement.

f) Exercise price

The exercise price for the Options granted under the Scheme will be as follows:

- Time based stock Options: Market Price * per Option subject to minimum of face value of the equity share.
- Performance Based Stock Options: Face value of the equity share i.e. Rs. 10/- per Option.

* Market Price means the latest available closing price of shares on a recognized stock exchange on which the shares of the Company are listed on the date immediately prior to the date of grant of Options and which has recorded the highest trading volume.

g) Exercise period and the process of exercise

The exercise period would commence from the date of vesting and will expire on completion of maximum exercise period of 4 years from the date of respective vesting or such other period as may be decided by the Committee at its sole discretion from time to time and mentioned in the Award Agreement. The Options can be exercised by the employees by submitting an exercise application as prescribed by the Committee.

The Options will lapse if not exercised within the specified exercise period.

h) The appraisal process for determining the eligibility of the Employees for the Scheme

The appraisal process for determining the eligibility of the employee will be determined by the Committee from time to time and will be based on criteria such as the grade of the employee, length of service, performance record, merit of the employee, future potential contribution by the employee and/or by any such criteria that may be determined by the Committee from time to time.

i) Maximum number of Options to be offered per Employee and in aggregate under the Scheme

The maximum number of Options granted per employee will be determined by the Committee on a case to case basis and the aggregate number of Options that may be granted to an identified employee under the Scheme shall be less than 0.5% of the issued capital of the Company in any one year at the time of grant.

The maximum number of Options, in aggregate, that may be granted pursuant to this Scheme shall not exceed 0.5% of the outstanding paid-up equity share capital of the Company, i.e., 1,927,500 Equity Shares.

j) Maximum quantum of benefits to be provided per Employee under the Scheme

The maximum quantum of benefits underlying the Options granted to an employee can be construed to be an amount equal to the appreciation in the value of the Company's equity shares determined as on the date of exercise of Options, on the basis of difference between the Option exercise price and the market price of the equity share on the exercise date.

k) Whether the Scheme is to be implemented and administered directly by the Company or through a Trust

The Scheme is proposed to be implemented and administered directly by the Company, through Committee and not through Trust.

l) Whether the Scheme involves new issue of shares by the Company or secondary acquisition or both

The Scheme involves only new issue of shares by the Company.

m) Amount of loan to be provided for implementation of the Scheme(s) by the Company to the Trust, its tenure, utilization, repayment terms, etc.

Not Applicable since the Scheme is proposed to be implemented directly by the Company.

n) Maximum percentage of secondary acquisition that can be made by the Trust for the purpose of the Scheme

Not Applicable since the Scheme is proposed to be implemented directly by the Company.

o) A statement to the effect that the Company shall conform to the accounting policies specified in regulation 15 of the SEBI Regulations

The Company shall comply with the disclosure and accounting policies prescribed in Regulation 15 of the SEBI Regulations and any other authorities as applicable, from time to time.

p) Method of valuation of Stock Option by the Company

The Company shall use the fair value method for valuation of the Options as prescribed under the Indian Accounting Standards and/or any relevant Accounting Standards/Guidance Note, as may be prescribed by the Institute of Chartered Accountants of India, from time to time or any other regulations, as applicable and notified by appropriate authorities from time to time.

q) Declaration

In case, the Company opts for expensing of share-based employee benefits using the intrinsic value, the difference between the employee compensation cost so computed and the employee compensation cost that shall have been recognized if it had used the fair value of the stock options shall be disclosed in the Directors' Report and the impact of this difference on profits and on Earning Per Share (EPS) of the Company shall also be disclosed in the Directors' Report.

r) Period of lock-in

The shares allotted upon exercise of Options under the Scheme are not subject to any lock in period.

s) Terms and conditions for buyback, if any, of specified securities covered under the SEBI Regulations

The Board, in accordance with applicable laws may lay down the procedure for buy-back of specified securities issued under this Scheme, to be undertaken by the Company at any time under the SEBI (Buyback of Securities) Regulations, 2018, which may include:

- i. permissible sources of financing for buy-back;
- ii. any minimum financial thresholds to be maintained by the Company as per its last financial statements; and
- iii. limits upon quantum of specified securities that the Company may buy-back in a financial year.

t) Listing

Equity shares allotted pursuant to the exercise of the Options granted under the Scheme, shall be listed on BSE Limited and National Stock Exchange of India Limited.

Pursuant to the provisions of Sections 62(1)(b) of the Act and Regulation 6 of the SEBI Regulations, the implementation of the Scheme and the grant of Options to employees of the Company and its subsidiary company(ies) requires Special Resolutions to be passed by the Members of the Company, which are proposed at Item Nos. 3 and 4 of this Notice respectively.

Draft copy of the Scheme shall be open for inspection in electronic mode up to the conclusion of the AGM in the manner as mentioned in the Notes to the Notice.

None of the Directors, key managerial personnel of the Company and their relatives are, concerned or interested, financially or otherwise, in these resolutions, except to the extent of their respective shareholding, if any, in the Company and number of Options which may be granted to them, if any, pursuant to implementation of the Scheme.

The Board is of the opinion that the Resolutions stated in the accompanying Notice is in the best interest of the Company and its Members and, hence the Board recommends the Special Resolutions set out at Item Nos. 3 and 4 of this Notice for approval of the Members.



Annexure to Notice

Details of the Director seeking re-appointment as required under the SEBI LODR Regulations and Secretarial Standard -2

Mr. Gregg Albert Saretsky (DIN: 08787780), Non-Executive Director

Age: 63 years

Date of first appointment in the current term on the Board: October 1, 2020

Qualification(s): Mr. Gregg Albert Saretsky holds a degree in Advanced Management International Management from University of Alberta, Banff, Alberta. He also holds an MBA - Finance & Marketing and BSc- Microbiology & Biochemistry from University of British Columbia, Vancouver.

Experience in specific functional area: Mr. Saretsky is an aviation industry veteran, with an illustrious career spanning over 38 years. Mr. Saretsky is presently associated with Wood Buffalo Economic Development Corporation, Fort McMurray, AB as Director and Chairman of the Board, since June 2018, RECARO Holding GmbH, Stuttgart, Germany as Director, Advisory Board, since October 2018 and SABRE Corporation, Dallas, Texas USA, as an Independent Lead Director since July 2020.

Mr. Saretsky has been the President and CEO of WestJet, Calgary, Alberta (Canada) for 8 years, from March 2010 to March 2018. In this role, he was responsible for providing strategic direction to the organisation, as well as for financial management of the company. He has been instrumental in playing a pivotal role in management of shareholder and board relations, public relations, internal and external communications, labour relations, and employee engagement. During his term, the size of the airline was doubled and revenues were diversified from a regional base in Western Canada to a network of more than 100 cities in 17 countries. WestJet was recognized as Canada's on-time airline and multi-year winner of Waterstone Capital's "Most Admired Corporate Culture" award. Under his leadership, WestJet was awarded Trip Advisor's Traveller's Choice Award for "Best Airline in Canada," "Canada's Most Trusted Airline" from The Gustavson School of Business, and one of Canada's "Top 3 Brands" by Canadian Business Magazine.

Prior to WestJet, Mr. Saretsky was associated with Alaska Airlines, Seattle, Washington (USA) from March 1998 till December 2008. From February 2007 to December 2008, he was Executive Vice-President, Operations and assumed the position of COO with added responsibilities for in-flight, flight operations, dispatch and system operations control personnel and the airline's relationship with the Federal Aviation Administration (FAA).

Directorships in other Public Companies (excluding Foreign, Private and Section 8 Companies): Nil

Listed entities from which he has resigned/exited in the past three years: Nil

Memberships/ Chairmanships of Committees of the Board: Risk Management Committee, Chairperson

Memberships/ Chairmanships of Committees of Boards of other Public companies (includes only Audit Committee and Stakeholders Relationship Committee): Nil

Number of shares held in the Company (equity shares of Rs. 10 each held as on March 31, 2023) including shareholding as a beneficial owner: Nil

Number of meetings of the Board attended during the year: 12

Relationship with other Directors and Key Managerial Personnel of the Company: Nil

Remuneration drawn during FY 2023 –

- Sitting Fees (in Rs.) : 1,600,000
- Consultancy Services Fees (in USD): 840,000

Corporate Information

Board of Directors

Dr. Venkataramani Sumantran
Chairman and Independent Director

Ms. Pallavi Shardul Shroff
Independent Director

Mr. Vikram Singh Mehta
Independent Director

ACM (Retd.) Birender Singh Dhanoo
Independent Director

Mr. Meleveetil Damodaran
Director

Mr. Anil Parashar
Director

Mr. Gregg Albert Saretsky
Director

Mr. Rahul Bhatia
Managing Director

Chief Executive Officer

Mr. Petrus Johannes Theodorus Elbers

Company Secretary and Chief Compliance Officer

Mr. Sanjay Gupta

Statutory Auditors

S.R. Batliboi & Co LLP
Chartered Accountants

Internal Auditors

Deloitte Touche Tohmatsu India LLP

Registered Office

Upper Ground Floor, Thapar House, Gate No. 2,
Western Wing, 124 Janpath, New Delhi – 110 001, India.
Tel: +91 96500 98905;
Fax: + 91 11 4351 3200

Corporate Office

Level- 1-5, Tower-C,
Global Business Park, M.G. Road,
Gurugram – 122 002,
Haryana, India
Tel: +91 124 435 2500;
Fax: +91 124 406 8536

Registrar & Share Transfer Agent

Kfin Technologies Limited
(Formerly known as Kfin Technologies Private Limited)
Corporate Registry
Selenium Building, Tower- B,
Plot No. 31 & 32, Financial District, Nanakramguda, Hyderabad,
Rangareddi-500032, India
Tel. No.: +91 40 6716 2222;
E-mail: inward.ris@kfintech.com

