

November 14, 2024

To,
Corporate Relationship Department,
BSE Limited
Phiroze Jeejeebhoy Towers,
Dalal Street,
Mumbai – 400 001

To,
The Listing Department,
National Stock Exchange of India Ltd
Exchange Plaza, Plot No/C/1, G Block
Bandra Kurla Complex , Bandra (East),
Mumbai – 400 051

Dear Sir/Madam,

Sub: Outcome of Board Meeting dated November 14, 2024 and submission of Un-Audited Financial Results for the quarter and half year ended September 30, 2024 along with other business matters.

Ref: Regulation 30 & 33 of the SEBI (Listing Obligations and Disclosure Requirements) Regulations, 2015.

We wish to inform you that the Board of Directors at its meeting held today i.e., November 14, 2024 has inter-alia, considered and approved the following:

1. Un-audited Financial Results (Standalone and Consolidated) of the Company for the quarter and half-year ended September 30, 2024 along with Limited Review Report thereon.

The meeting of the Board of Directors of the Company commenced at 03.00 PM and concluded at 06.10 PM.

Pursuant to Regulation 33 & 30 of the SEBI (Listing Obligations and Disclosure Requirements) Regulations, 2015, we enclose herewith the following:

- a) Copy of Un-audited Financial Results (Consolidated & Standalone) of the Company for the quarter and half year ended September 30, 2024.
- b) Copy of Limited Review Report on Consolidated and Standalone Un-audited Financial Results of the Company for the quarter and half year ended September 30, 2024 issued by M/s. B R A N D & Associates LLP., Chartered Accountants, Statutory Auditors of the Company.

Thanking you,

Yours Faithfully

For Cambridge Technology Enterprises Limited

Ashish Bhattad

(Company Secretary & Compliance Officer)

Membership No. A34781

Independent Auditors Review Report on Consolidated unaudited financial results of the Company pursuant to the Regulation 33 of the SEBI (Listing Obligations and Disclosure Requirements) Regulations 2015

**Review report to
The Board of Directors
Cambridge Technology Enterprises Limited**

1. We have reviewed the accompanying statement of Consolidated unaudited financial results of Cambridge Technology Enterprises Limited (“the company”) and its subsidiaries (the company and its subsidiaries together referred to as “the Group”) for the quarter and half year ended 30th September 2024 (“the statement”) being submitted by the company pursuant to the requirement of Regulation 33 of the SEBI (Listing Obligations and Disclosures Requirements), Regulations, 2015 as amended (“Listed Regulations”).
2. This statement is the responsibility of the Parent’s Management and has been approved by the Company’s Board of Directors has been prepared in accordance with the recognition and measurement principles laid down in Indian Accounting standard 34 “Interim Financial Reporting” (Ind AS 34), prescribed under section 133 of the Companies Act, 2013 and other accounting principles generally accepted in India. Our responsibility is to issue a report on these financial statements based on our review.
3. We conducted our review of the Statement in accordance with the Standard on Review engagements (SRE) 2410 “Review of Interim Financial Information Performed by the Independent Auditor of the Entity”, issued by the Institute of Chartered Accountants of India. This standard requires that we plan and perform the review to obtain moderate assurance as to whether the financial statements are free of material misstatement. A review is limited primarily to inquiries of company personnel and analytical procedures applied to financial data and thus provides less assurance than an audit. We have not performed an audit and accordingly, we do not express an audit opinion.
We also performed procedures in accordance with the circular issued by SEBI under Regulation 33(8) of the SEBI (Listing Obligations and Disclosure Requirements) Regulations 2015, as amended to the extent applicable.
4. The Statement includes the results of following subsidiaries:
Cambridge Technology Inc., USA
Cambridge Innovation Capital LLC, USA
Cambridge Technology Investments Pte Ltd, Singapore
Cambridge Biz Serve Inc, Philippines
FA Software Services Private Limited
CTE Technology Solutions Private Limited (formerly known as CTE Web Apps Private Limited)
CT Asia SDN. BHD. (formerly known as CT Software Solutions SDN BHD, Malaysia)
R.P. Web Apps Private Limited
Cambridge Technology Financial Services
Appshark Software Inc
N2T1 AI Solutions Private Limited
C B I Z Information Technology L. L. C
5. Based on our review conducted and procedures performed as stated in the paragraph 3 above, and based on the consideration of the financial results of the subsidiaries referred to in paragraph 4 above, nothing has come to our attention that causes us to believe that the accompanying statement of unaudited financial results prepared in accordance with applicable accounting standards and other recognized accounting practices and policies has not disclosed the information required to be

disclosed in terms of Regulation 33 of the SEBI (Listing Obligations and Disclosure Requirements) Regulations, 2015 including the manner in which it is to be disclosed, or that it contains any material misstatement.

6. Emphasis of Matters

Attention is invited to the following notes of the Consolidated Financial Results:

Note 5, the Group has non-current investments which are valued at cost-less impairment. The Group is of the opinion that these investments carry the value as stated in the consolidated financial results. Note 13, regarding management decision to provide for impairment of RS. 932.74 lakhs accumulated under Capital Work in Progress (CWIP) towards development of a software project due to non-acceptance of the product in the market, the prevailing competition and other related developments.

Note 14, regarding management decision to write off assets accumulated under Unbilled Revenue and Work in Progress amounting to Rs. 670.03 lakhs due to delays in the project implementation and the non-acceptance of delivery by the customer.

Our conclusion is not modified in respect of the above matters.

7. Other matter

The consolidated unaudited financial results include the interim financial statements/ financial information/ financial results of the subsidiaries i.e. Cambridge Technology Inc., USA, Cambridge Innovation Capital LLC, USA, Cambridge Technology Investments Pte Ltd, Singapore, Cambridge Biz Serve Inc, Philippines, CT Asia SDN. BHD. (formerly known as CT Software Solutions SDN BHD, Malaysia), Cambridge Technology Financial Services Inc, C B I Z Information Technology L. L. C which have not been reviewed/audited by their auditors, whose interim financial statements/ financial information/ financial results reflect total income of Rs.4,351.06 lakhs, Net loss after tax Rs.1,653.37 lakhs and total comprehensive loss of Rs. 1,653.37 lakhs for the quarter ended 30th September 2024 and total income of Rs. 9,556.48 lakhs, Net loss after tax Rs. 2,364.55 lakhs, total comprehensive loss of Rs.2,364.55 lakhs and total assets of Rs.18,878.50 lakhs for the half year ended 30th September 2024 as considered in unaudited financial results. However, the interim financial statements/ financial information/ financial results of these subsidiaries have been reviewed by us. Our conclusion on the Statement is not modified in respect of the above matter.

For B R A N D & Associates LLP

Chartered Accountants

Firm Reg No. 00123445



Kumaraswamy Reddy A

Partner

Membership No. 220366

Place: Hyderabad

Date: 14th November 2024

UDIN: 24220366 BKBLMB6515

CAMBRIDGE TECHNOLOGY ENTERPRISES LIMITED

Registered Office : Capital Park, 4th Floor, Unit No. 403B & 404, Plot No. 1-98/4/1-13, 28 & 29, Survey No.72, Image Gardens Road, Madhapur, Hyderabad - 500 081, Telangana, India.

Tel:+91-40-6723-4400 Fax:+91-40-6723-4800

Email id: cte_secretarial@ctepi.com; Website: www.ctepi.com



CONSOLIDATED UNAUDITED FINANCIAL RESULTS FOR THE QUARTER & HALF YEAR ENDED 30 SEPTEMBER 2024

(Rupees in lakhs)

	Particulars	Quarter Ended			Half year ended		Year ended
		30-Sep-24	30-Jun-24	30-Sep-23	30-Sep-24	30-Sep-23	31-Mar-24
		Unaudited	Unaudited	Unaudited	Unaudited	Unaudited	Audited
I	Revenue from operations	4,305.30	5,375.50	4,351.77	9,680.80	9,626.76	20,622.75
II	Other income	(58.80)	279.79	67.15	220.98	134.29	548.91
III	Total Income (I+II)	4,246.49	5,655.29	4,418.92	9,901.78	9,761.04	21,171.65
IV	Expenses						
	a. Cost of services	985.04	763.67	591.63	1,748.71	1,949.45	3,046.54
	a. Purchase of software licenses	257.54	403.14	334.20	660.67	700.29	1,195.51
	c. Employee benefits expense	4,254.57	3,999.45	3,131.57	8,254.02	6,284.93	12,506.81
	d. Finance costs	155.53	399.62	121.78	555.15	234.01	882.20
	e. Depreciation and amortisation expense	269.10	260.61	244.85	529.71	477.35	978.59
	f. Other expenses	1,159.43	682.95	394.18	1,842.38	841.21	1,757.95
	Total expenses	7,081.20	6,509.44	4,818.21	13,590.65	10,487.23	20,367.60
V	Profit/(Loss) before tax (III-IV)	(2,834.71)	(854.15)	(399.29)	(3,688.86)	(726.19)	804.05
VI	Tax expense						
	(1) Current tax	107.47	43.50	23.43	150.97	76.79	269.56
	(2) Earlier year tax	-	-	-	-	-	18.69
	(3) Deferred tax	(46.44)	(53.66)	3.14	(100.10)	(18.97)	(42.06)
VII	Profit/(Loss) after tax (V-VI)	(2,895.75)	(844.00)	(425.86)	(3,739.74)	(784.01)	557.86
	Profit Attributable to Controlling Interest	(2,895.75)	(844.00)	(379.46)	(3,739.74)	(715.05)	557.86
	Profit Attributable to Non-controlling Interest	-	-	(46.39)	-	(68.96)	-
VIII	Other comprehensive income						
	Items that will not be reclassified to profit or loss (net of tax)						
	Remeasurement of defined benefit plans	(2.05)	(27.54)	-0.42	(29.59)	(40.09)	(23.16)
	Fair value changes in investments	-	-	-	-	-	-
	ii) Income tax relating to items that will not be reclassified to profit or loss	0.57	7.66	1.50	8.23	12.54	6.44
	B(i) Items that will be reclassified to profit or loss						
	Exchange difference in translating the financial statements of foreign operations	176.37	(88.84)	49.16	87.53	236.34	255.90
	(ii) Income tax relating to items that will be reclassified to profit or loss	-	-	-	-	-	-
IX	Total comprehensive income for the period (IX+VIII)	(2,720.86)	(952.72)	(375.62)	(3,673.57)	(575.22)	797.04
	Net Profit for the year attributable to:						
	Owners of the parent	(2,895.75)	(844.00)	(379.46)	(3,739.74)	(715.05)	557.86
	Non-Controlling Interests	-	-	(46.39)	-	(68.96)	-
	Other Comprehensive Income attributable to:						
	Owners of the parent	174.89	(108.72)	50.24	66.17	208.79	239.18
	Non-Controlling Interests	-	-	-	-	-	-
	Total Comprehensive Income attributable to:						
	Owners of the parent	(2,720.86)	(952.72)	(329.23)	(3,673.57)	(506.26)	797.04
	Non-Controlling Interests	-	-	(46.39)	-	(68.96)	-
X	Paid up equity share capital (FV of Rs 10 each)	1,963.10	1,963.10	1,963.10	1,963.10	1,963.10	1,963.10
XI	Earnings per share (EPS) (Not annualised)						
	(a) Basic	(14.75)	(4.30)	(1.93)	(19.05)	(3.64)	2.84
	(b) Diluted	(14.75)	(4.30)	(1.93)	(19.05)	(3.64)	2.84

Notes:

- The above results for the quarter ended 30 September 2024 were reviewed by the Audit Committee and approved by the Board of Directors of the Company at their meeting held on 14 November 2024. The Statutory Auditors have carried out limited review and expressed an unmodified opinion.
- The financial results of the Company have been prepared in accordance with Ind AS prescribed under Section 133 of the Companies Act, 2013 ('the Act') read with the relevant rules thereunder and in terms of Regulation 33 of SEBI (Listing Obligations and Disclosure Requirements), Regulations, 2015.
- The above results include results of Cambridge Technology Inc., USA, Cambridge Technology Investments Pte. Ltd., Singapore, CTE Technology Solutions Private Limited, India (formerly known as CTE Web Apps Private Limited), R.P. Web Apps Private Limited, India, FA Software Services Private Limited, India, N2T1 AI Solutions Private Limited, India and Appshark Software Inc, USA, Wholly Owned Subsidiaries; Cambridge Biz Serve Inc., Philippines, CT Asia SDN BHD, Malaysia, Cambridge Innovation Capital LLC, USA, Cambridge Technology Financial Services, Inc. and C B I Z Information Technology LLC, Dubai, Wholly Owned Step Down Subsidiaries
- The financial results are also available for perusal at Group's website viz., www.ctepi.com and websites of BSE (www.bseindia.com) and NSE (www.nseindia.com).





5. The Group has non-current investments which are valued at cost less impairment. The Group is of the opinion that these investments carry the value as stated in the consolidated financial results.
6. The Group has one reportable segment as per the requirements of Ind AS 108 "Operating Segments".
7. The Consolidated financial results are prepared based on Ind AS 110 "Consolidated Financial Statements".
8. Comparative figures have been regrouped/reclassified to conform to the current period's/year's presentation.
9. CTE Web Apps Private Limited, Wholly Owned Subsidiary of the Company has completed acquisition of 100% of shares of C B I Z Information Technology L.L.C on July 25, 2024. Hence, C B I Z Information Technology LLC, Dubai is Wholly Owned Subsidiary of CTE Web Apps Private Limited and Wholly Owned Step Down Subsidiary of the Company effective July 25, 2024.
10. The Company has incorporated N2T1 AI Solutions Private Limited as Wholly Owned subsidiary of the Company on April 28, 2024 and it is yet to commence business operations.
11. The negative amount ₹[58.80] lakh appearing against "Other Income" for the quarter ended 30 September 2024 is primarily attributable to foreign exchange fluctuations. This represents a non-operational item arising from currency volatility during the period.
12. The Company has acquired the remaining 20% stake in FA Software Services Private Limited, making it a wholly-owned subsidiary during 2023-24. Consequently, there is no further allocation to non-controlling interest in the consolidated financial results.
13. Cambridge Technology Financial Services Inc., a wholly owned step down subsidiary, had accumulated costs of Rupees 932.74 Lakhs (USD 11,13,187) towards software development project(s). The management made a thorough re-assessment of the acceptance of the same in the market, the prevailing competition and other related developments and concluded that it will no longer generate future economic benefits. Considering the above technical reasons the costs so incurred have been impaired in the current financial period as an expense.
14. FA Software Services Private Limited, a wholly-owned subsidiary of the Company, was implementing a project for a state owned insurance group in association with another reputed information technology company. An amount of Rupees 670.03 Lakhs were incurred so far under Work in Progress (WIP) and a certain portion of the costs were recognized as Unbilled Revenue anticipating future billing. However, the above amount cannot be realised due to delays in the project implementation and the non-acceptance of the delivery by said insurance group, the management has decided to recognize the revenue only in future when these efforts will be billed and realised and to write off the aforementioned assets as an expense in the current financial period.
15. The name of CTE Web Apps Private Limited, wholly owned subsidiary is changed to CTE Technology Solutions Private Limited w.e.f October 07, 2024.
16. Additional information on standalone financial results as on September 30, 2024 is as follows:

Particulars	Quarter Ended			Half year ended		Year ended
	30-Sep-24	30-Jun-24	30-Sep-23	30-Sep-24	30-Sep-23	31-Mar-24
Income from operations	1,731.96	1,788.25	2,109.53	3,520.21	3,957.46	7,631.64
Profit/(loss) before tax	197.64	285.24	256.05	482.87	412.43	499.93
Profit/(loss) after tax	144.37	205.13	229.66	349.50	357.52	347.95
Total comprehensive income for the period	142.89	185.25	230.75	328.14	329.97	331.24

For Cambridge Technology Enterprises Limited

Date: November 14, 2024
Place: Hyderabad



[Signature]
Dharani Raghurama Swaroop
Whole - Time Director
(DIN: 00453250)

CAMBRIDGE TECHNOLOGY ENTERPRISES LIMITED
CONSOLIDATED STATEMENT OF ASSETS AND LIABILITIES


(Rupees in Lakhs)

Particulars	As at 30-09-2024	As at 31-03-2024
	Unaudited	Audited
I. ASSETS		
Non-current Assets		
(a) Property, plant and equipment, intangible assets	3,178.77	3,627.22
(b) Right-of-use assets	365.66	352.86
(c) Capital Work-in-progress	3,500.41	3,684.20
(d) Financial assets		
(i) Investments	1,807.07	1,798.09
(ii) Other financial assets	1,380.97	1,325.63
(e) Deferred tax assets (net)	386.75	278.38
(f) Other non-current assets	241.78	266.92
Current Assets		
(a) Financial assets		
(i) Trade receivables	5,282.99	5,927.82
(ii) Cash and cash equivalents	301.90	2,527.28
(iii) Bank balances other than (ii) above	3,349.83	2,969.29
(iv) Loans	94.91	36.06
(v) Other financial assets	864.76	688.81
(b) Other current assets	3,483.10	3,766.32
Total Assets	24,238.89	27,248.87
II. EQUITY & LIABILITIES		
Equity		
(a) Equity share capital	1,963.10	1,963.10
(b) Other equity	5,609.98	9,283.55
Liabilities		
Non-current Liabilities		
(a) Financial liabilities		
(i) Borrowings	7,305.95	6,345.19
(ii) Lease liabilities	-	251.42
(b) Provisions	871.85	705.42
Current Liabilities		
(a) Financial liabilities		
(i) Borrowings	5,062.12	5,298.48
(ii) Lease liabilities	381.36	104.19
(ii) Trade payables		
a) total outstanding dues of micro enterprises and small enterprises	27.91	10.42
b) total outstanding dues of creditors other than micro enterprises and small enterprises	686.05	505.29
(iii) Other financial liabilities	1,231.42	863.15
(b) Other current liabilities	892.58	1,701.75
(c) Provisions	66.56	98.64
(d) Current tax liabilities (net)	140.03	118.27
Total Equity and Liabilities	24,238.89	27,248.87

For Cambridge Technology Enterprises Limited

(Signature)

Dharani Raghurama Swaroop
Whole - Time Director
(DIN: 00453250)



Date: November 14, 2024
Place: Hyderabad

CAMBRIDGE TECHNOLOGY ENTERPRISES LIMITED
CONSOLIDATED STATEMENT OF CASH FLOW


(Rupees in lakhs)

PARTICULARS	As at 30-09-2024	As at 31-03-2024
	Unaudited	Audited
Cash flows from operating activities		
Profit before taxation	(3,688.86)	804.05
Adjustments for:		
Depreciation and amortisation expense	529.71	978.59
(Gain)/Loss on disposal of property, plant and equipment	18.44	5.76
Interest income	(1.19)	(0.18)
Liabilities no longer required written back	(14.60)	(7.17)
Interest income on financial assets carried at amortized cost	(205.19)	(475.95)
Provision for doubtful debts	493.12	10.14
Bad Debts written off	3.81	10.63
Asset Written off	331.97	-
Finance costs	466.76	704.61
Interest on Rent Deposit	-	(0.39)
Net exchange difference	33.59	(52.30)
Reversal of Interest on Termination of leases	-	(0.30)
Unwinding of interest costs	20.07	4.20
Operating cash flow before working capital changes	(2,012.38)	1,981.67
Changes in operating assets and liabilities		
(Increase) / Decrease in Trade receivables	151.72	(101.85)
(Increase) / Decrease in other financial assets other than trade receivables	(875.87)	(30.57)
(Increase) / Decrease in other assets	308.36	(2,188.68)
Increase / (Decrease) in Trade payables	183.64	59.91
Increase / (Decrease) in other financial liabilities	368.27	64.08
Increase / (Decrease) in provisions	134.34	290.49
Increase / (Decrease) in other liabilities	(636.44)	1,256.82
Cash generated from operations	(2,378.38)	1,331.88
Less: Income taxes paid, net	-	(90.00)
Net cash generated from operating activities	(2,378.38)	1,241.88
Cash flows from investing activities		
Purchase of property, plant and equipment (tangible and intangible assets), capital work-in-progress and capital advances	(25.35)	-3,778.74
Proceeds from sale of property, plant and equipment	-	0.20
Proceeds from sale of investments	-	(522.43)
Net cash used in investing activities	(25.34)	(4,300.97)
Cash flows from financing activities		
Proceeds from borrowings	724.40	5,962.64
Payment of lease liabilities	(79.30)	(11.17)
Finance costs paid	(466.76)	(704.61)
Net cash flow from/(used in) financing activities	178.34	5,246.86
Net Increase/(Decrease) in cash and cash equivalents	(2,225.37)	2,187.78
Cash and cash equivalents at the beginning of the year	2,527.28	339.50
Cash and cash equivalents at the end of the year	301.90	2,527.28

Cash flow statement has been prepared under the indirect method as set out in Ind AS - 7 specified under Section 133 of the Companies Act, 2013

For Cambridge Technology Enterprises Limited

Date: November 14, 2024
Place: Hyderabad



Dharani Raghurama Swaroop
Whole - Time Director
(DIN: 00453250)

Independent Auditor's Review Report on Standalone Unaudited Financial Results of the Company Pursuant to the Regulation 33 of the SEBI (Listing Obligations and Disclosure Requirements) Regulations, 2015

**Review Report to
The Board of Directors
Cambridge Technology Enterprises Limited**

1. We have reviewed the accompanying statement of Standalone unaudited financial results of Cambridge Technology Enterprises Limited ("the Company") for the quarter and half year ended 30th September 2024 ("the Statement") attached herewith, being submitted by the Company pursuant to the requirement of Regulation 33 of the SEBI (Listing Obligations and Disclosure Requirements) Regulations, 2015, as amended (the "Listing Regulations").
2. This Statement, which is the responsibility of the Company's Management and approved by the Company's Board of Directors, has been prepared in accordance with the recognition and measurement principles laid down in Indian Accounting Standard 34 "Interim Financial Reporting" ("Ind AS 34"), prescribed under Section 133 of the Companies Act, 2013, and other accounting principles generally accepted in India. Our responsibility is to issue a report on the Statement based on our review.
3. We conducted our review of the Statement in accordance with the Standard on Review Engagements (SRE) 2410 "Review of Interim Financial Information performed by the Independent Auditor of the Entity" issued by the Institute of Chartered Accountants of India. This standard requires that we plan and perform the review to obtain moderate assurance as to whether the financial statements are free of material misstatement. A review is limited primarily to inquiries of Company personnel and analytical procedures applied to financial data and thus provides less assurance than an audit. We have not performed an audit and accordingly, we do not express an audit opinion.

We also performed procedures in accordance with the circular issued by SEBI under Regulation 33(8) of SEBI (Listing Obligations and Disclosure Requirements) Regulations, 2015, as amended, to the extent applicable.

4. Based on our review conducted as above, nothing has come to our attention that causes us to believe that the accompanying statement of unaudited financial results prepared in accordance with applicable accounting standards and other recognized accounting practices and policies has not disclosed the information required to be disclosed in terms of Regulation 33 of the SEBI (Listing Obligations and Disclosure Requirements) Regulations, 2015, including the manner in which it is to be disclosed, or that it contains any material misstatement.

5. Emphasis of Matter

The Management of the Company is of the opinion that the investments in subsidiaries have a realizable value not less than that is stated. Further, where applicable, the downstream investments of the respective subsidiaries are expected to carry valuations that will not lead to any diminution in the value of the Company's investments. (Refer Note 5) of the standalone financial results). We have relied on the same and our opinion is not modified in respect of this matter.

For B R A N D & Associates LLP

Chartered Accountants

FRN: 012344S/S200101



Kumaraswamy Reddy A

Partner

Membership No. 220366

Date: 14th November 2024

Place: Hyderabad

UDIN: 24220366BKBLMA7290

CAMBRIDGE TECHNOLOGY ENTERPRISES LIMITED

Registered Office : Capital Park, 4th Floor, Unit No. 403B & 404, Plot No. 1-98/4/1-13, 28 & 29, Survey No.72, Image Gardens Road, Madhapur, Hyderabad - 500 081, Telangana, India. Tel:+91-40-6723-4400 Fax:+91-40-6723-4800

Email id: cte_secretarial@ctepl.com; Website: www.ctepl.com

STANDALONE UN-AUDITED FINANCIAL RESULTS FOR THE QUARTER & HALF YEAR ENDED 30 SEPTEMBER 2024

SL. NO	Particulars	Quarter Ended			Half Year ended		(Rupees in lakhs)
		30-Sep-24	30-Jun-24	30-Sep-23	30-Sep-24	30-Sep-23	Year ended
		Unaudited	Unaudited	Unaudited	Unaudited	Unaudited	Audited
I	Revenue from operations	1,731.96	1,788.25	2,109.53	3,520.21	3,957.46	7,631.64
II	Other income	123.77	101.13	80.88	224.90	159.75	381.99
III	Total Income (I+II)	1,855.73	1,889.39	2,190.42	3,745.11	4,117.23	8,013.63
IV	Expenses						
	a. Cost of Services	84.19	84.45	151.36	168.64	297.74	632.49
	b. Purchase of software licenses	62.54	86.13	153.72	148.67	226.08	423.20
	c. Employee benefits expense	1,205.36	1,158.40	1,340.13	2,363.76	2,669.32	5,221.14
	d. Finance costs	144.30	119.52	60.03	263.82	111.85	482.30
	e. Depreciation and amortisation expense	47.04	45.93	60.86	92.97	120.99	242.83
	f. Other expenses	114.66	109.72	168.27	224.38	278.79	511.74
	Total expenses	1,658.09	1,604.15	1,934.37	3,262.24	3,704.79	7,513.70
V	Profit/(Loss) before tax (III-IV)	197.64	285.24	256.05	482.87	412.43	499.93
VI	Tax expense						
	(1) Current tax	59.30	88.17	23.50	147.47	64.52	166.32
	(2) Deferred tax	(6.03)	(8.07)	2.88	(14.10)	(9.61)	(14.34)
VII	Profit/(Loss) after tax (V-VI)	144.37	205.13	229.66	349.50	357.52	347.95
VIII	Other comprehensive income						
	i) Items that will not be reclassified to profit or loss						
	Remeasurement of defined benefit plans	(2.05)	(27.54)	-0.42	(29.59)	(40.09)	(23.16)
	Expiration of employee stock options	-	-	-	-	-	-
	ii) Income tax relating to items that will not be reclassified to profit or loss	0.57	7.66	1.51	8.23	12.54	6.44
IX	Total comprehensive income for the period (VII + VIII)	142.89	185.25	230.75	328.14	329.97	331.24
X	Paid up equity share capital (FV of Rs 10 each)	1,963.10	1,963.10	1,963.10	1,963.10	1,963.10	1,963.10
XI	Earnings per share (EPS) (Not annualised)						
	(a) Basic	0.74	1.04	1.17	1.78	1.82	1.77
	(b) Diluted	0.74	1.04	1.17	1.78	1.82	1.77


Notes:

- The above results for the quarter ended 30 September 2024 were reviewed by the Audit Committee meeting and approved by the Board of Directors of the Company at their meeting held on 14 November 2024. The Statutory Auditors have carried out limited review and expressed an unmodified opinion.
- The financial results of the Company have been prepared in accordance with Ind AS prescribed under Section 133 of the Companies Act, 2013 ('the Act') read with the relevant rules thereunder and in terms of Regulation 33 of SEBI (Listing Obligations and Disclosure Requirements), Regulations, 2015.
- The financial results are also available for persual at Company's website viz., www.ctepl.com and websites of BSE (www.bseindia.com) and NSE (www.nseindia.com).
- The Company is of the opinion that investments in subsidiaries have a realisable value not less than that is stated. Further, where applicable, the downstream investments of the respective subsidiaries are expected to carry valuations that will not lead to any diminution in value of the Company's investments
- The Company has one reportable segment as per the requirements of Ind AS 108 "Operating Segments".
- Comparative figures have been regrouped/reclassified to conform to the current period's/year's presentation.
- The Company has incorporated N2T1 AI Solutions Private Limited as Wholly Owned subsidiary of the Company on April 28, 2024 and it is yet to commence business operations.

For Cambridge Technology Enterprises Limited

Date : November 14, 2024

Place: Hyderabad



Dharani Raghurama Swaroop
Whole - Time Director
(DIN: 00453250)

CAMBRIDGE TECHNOLOGY ENTERPRISES LIMITED
STANDALONE STATEMENT OF ASSETS AND LIABILITIES


(Rupees in lakhs)

PARTICULARS	As at 30-09-2024	As at 31-03-2024
	Unaudited	Audited
I. ASSETS		
Non-current Assets		
(a) Property, plant and equipment and Intangible Assets	1,880.12	1,958.32
(b) Right-of-use-assets	-	-
(c) Financial assets		
(i) Investments	6,066.61	6,065.61
(ii) Other financial assets	1,266.81	1,268.01
(e) Deferred tax assets (net)	201.86	179.52
(d) Other non-current assets	163.77	173.04
Current Assets		
(a) Financial assets		
(i) Trade receivables	180.01	212.86
(ii) Cash and cash equivalents	54.26	103.57
(iii) Bank balances other than (ii) above	2,958.24	2,969.29
(iv) Loans and Advances	1,783.56	1,189.64
(v) Other financial assets	327.21	205.33
(b) Other current assets	183.43	270.42
Total Assets	15,065.88	14,595.58
II. EQUITY & LIABILITIES		
Equity		
(a) Equity share capital	1,963.10	1,963.10
(b) Other equity	3,278.51	2,950.37
Liabilities		
Non-current Liabilities		
(a) Financial liabilities		
(i) Borrowings	2,382.25	2,866.07
(b) Provisions	648.99	548.03
Current Liabilities		
(a) Financial liabilities		
(i) Borrowings	3,486.04	3,350.85
(ii) Lease liabilities	-	-
(iii) Trade payables		
a) total outstanding dues of micro enterprises and small enterprises	27.91	10.42
b) total outstanding dues of creditors other than micro enterprises and small enterprises	230.87	163.06
(iii) Other financial liabilities	628.35	375.30
(b) Other current liabilities	2,190.37	2,272.09
(c) Provisions	92.96	85.80
(d) Current tax liabilities (net)	136.53	10.49
Total Equity and Liabilities	15,065.88	14,595.58

For Cambridge Technology Enterprises Limited



Dharani Raghurama Swaroop
Whole - Time Director
(DIN: 00453250)



Date: November 14, 2024

Place: Hyderabad

CAMBRIDGE TECHNOLOGY ENTERPRISES LIMITED

STANDALONE STATEMENT OF CASH FLOW

(Rupees in lakhs)

PARTICULARS	As at 30-09-2024	As at 31-03-2024
	Unaudited	Audited
Cash flows from operating activities		
Profit before taxation	482.87	499.92
Adjustments for:		
Depreciation and amortisation expense	92.97	242.83
(Gain)/Loss on disposal of property, plant and equipment	-	0.27
Excess provision written back		(7.08)
Liabilities no longer written back	(15.22)	(7.15)
Bad debts written off	3.81	7.90
Finance costs	230.80	307.94
Interest income on rent deposit	-	(0.40)
Interest income on loan to subsidiary	(55.21)	(66.26)
Unwinding of interest costs	0.11	0.97
Reversal of Interest on Termination of leases	-	(0.30)
Impairment of Loan	-	54.00
Operating cash flow before working capital changes	740.13	1,032.63
(Increase) / Decrease in trade receivables	29.04	(26.59)
(Increase) / Decrease in other financial assets other than trade receivables	(46.08)	(361.93)
(Increase) / Decrease in other assets	96.14	(97.49)
Increase / (Decrease) in trade payables	71.01	(10.46)
Increase / (Decrease) in other financial liabilities	253.04	14.09
Increase / (Decrease) in provisions	108.13	120.26
Increase / (Decrease) in other liabilities	(103.16)	1,569.31
Cash generated from operations	1,148.24	2,239.81
Income taxes paid, net	-	(90.00)
Net cash generated from operating activities	1,148.24	2,149.81
Cash flows from investing activities		
Purchase of property, plant and equipment (tangible and intangible assets), capital work-in-progress and capital advances	(14.78)	(78.86)
Proceeds from sale of property, plant and equipment	-	0.20
Proceeds for investments	(1.00)	(4,474.07)
Net cash used in investing activities	(15.78)	(4,552.73)
Cash flows from financing activities		
Proceeds of borrowings (net)	(348.63)	3,219.26
Inter-corporate loans (net)	(602.37)	(438.29)
Investments made during year (No change in control)		(1.50)
Payment of lease liabilities	-	(11.17)
Finance costs paid	(230.75)	(307.94)
Net cash flow from/(used in) financing activities	(1,181.75)	2,460.36
Net Increase/(Decrease) in cash and cash equivalents	(49.30)	57.45
Cash and cash equivalents at the beginning of the year	103.56	46.11
Cash and cash equivalents at the end of the year	54.26	103.56

Cash flow statement has been prepared under the indirect method as set out in Ind AS - 7 specified under Section 133 of the Companies Act, 2013

For Cambridge Technology Enterprises Limited

Date: November 14, 2024

Place: Hyderabad



[Signature]
Dharani Raghurama Swaroop
Whole - Time Director
(DIN: 00453250)