



KANCO TEA & INDUSTRIES LIMITED

Registered Office : "Jasmine Tower", 3rd Floor
31 Shakespeare Sarani, Kolkata - 700 017, India, Telefax : 2281-5217
E-mail : contact@kancotea.in, Website : www.kancotea.in
Corporate Identity Number (CIN)-L15491WB1983PLC035793

Ref: KTIL/Reg-_30 and 33

14th November, 2022

To,
The Manager
BSE Limited
Phiroze JeeJeebhoy Towers
Dalal Street
Mumbai-400001

Scrip Code/ID: 541005/KANCOTEA

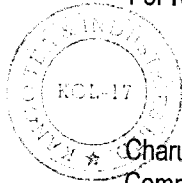
Dear Sir,

Sub-Regulation 30 and 33 of SEBI (LODR) Regulations 2015

Pursuant to Regulation 30 and 33 of SEBI (Listing Obligations and Disclosure Requirements) Regulations, 2015, ("Listing Regulations") please note that the Board of Directors at their meeting held on 14th November, 2022 has approved Unaudited standalone and consolidated financial results for the quarter and half year ended 30th September, 2022 along with Limited Review Reports dated 14th November, 2022 of M/s NKSJ & Associates, (FRN: 329563E) Chartered Accountants, Statutory Auditors, in respect of the unaudited standalone and consolidated financial results which are enclosed herewith.

The Board Meeting commenced at 4:00 P.M and concluded at 5.15 P.M.

Thanking you,
For Kanco Tea & Industries Limited



Charulata Kabra
Company Secretary and Compliance Officer
Membership No: F9417

Encl: a/a

NKSJ & ASSOCIATES

Chartered Accountants

Embassy Building, Flat No. 1B, 1st Floor,
4, Shakespeare Sarani, Kolkata – 700 001

Phones: 4005 1810
Email : nksjandassociates@gmail.com

INDEPENDENT AUDITOR'S REVIEW REPORT ON THE UNAUDITED FINANCIAL RESULTS OF KANCO TEA & INDUSTRIES LIMITED PURSUANT TO REGULATION 33 OF THE SEBI (LISTING OBLIGATIONS AND DISCLOSURE REQUIREMENTS) REGULATION, 2015 AS AMENDED

TO
THE BOARD OF DIRECTORS,
KANCO TEA & INDUSTRIES LIMITED

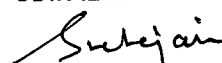
- We have reviewed the accompanying statement of Unaudited Financial Results of Kanco Tea & Industries Limited ("the Company") for the quarter and six months ended on 30th September, 2022 and year to date from 1st April, 2022 to 30th September, 2022 ("the Statement") attached herewith, being submitted by the Company pursuant to the requirement of Regulation 33 of the SEBI (Listing Obligation and Disclosure Requirements) Regulations, 2015, as amended (hereinafter referred as the "the Regulation") read with relevant circulars issued by the SEBI from time to time;
- This Statement, which is the responsibility of the Company's Management and approved by the Board of Directors in their meeting held on 14th November, 2022, has been prepared in accordance with the recognition and measurement principles laid down in the Indian Accounting Standard 34 "Interim Financial Reporting" ("Ind AS 34"), prescribed under section 133, of the Companies Act, 2013 read with relevant rules issued thereunder, SEBI Circular CIR/CFD/FAC 62/2016 dated 5th July, 2016 (hereinafter referred to as SEBI Circular) and other accounting principles generally accepted in India. Our responsibility is to issue a report on these financial statements based on our review.
- We conducted our review of the Statement in accordance with the Standard on Review Engagement (SRE) 2410, "Review of Interim Financial Information Performed by the Independent Auditor of the Entity", issued by the "Institute of Chartered Accountants of India". This standard requires that we plan and perform the review to obtain moderate assurance as to whether the financial statements are free of material misstatement. A review is limited primarily to inquiries of company personnel and analytical procedures applied to financial data and thus provides less assurance than an audit. We have not performed an audit and accordingly, we do not express an audit opinion.
- Based on our review conducted as above, nothing has come to our attention that causes us to believe that the accompanying Statement prepared in accordance with the recognition and measurement principles laid down in the applicable Indian Accounting Standards (Ind AS) as specified under Section 133 of the Companies Act, 2013 as amended, read with the relevant rules issued there under and other recognised accounting practices and policies has not disclosed the information required to be disclosed in terms of Regulation, including the manner in which it is to be disclosed, or that it contains any material misstatement subject to the following :

Non provision of income tax for the quarter ended 30th September, 2022 as per Indian Accounting Standard (Ind AS) 12 "Income Taxes", which has not been ascertained by the Company.



Place: Kolkata
Dated the 14th day of November, 2022

For NKSJ & Associates
Chartered Accountants
(Registration No. 329563E)
UDIN :22234454BCZOCM9788


(CA Sneha Jain)
Partner
(Membership No. 234454)

KANCO TEA & INDUSTRIES LIMITED

Regd. Office : 'Jasmine Tower', 3rd Floor, 31, Shakespeare Sarani, Kolkata - 700017
 Telefax : 22815217, E-Mail : contact@kancotea.in, Website : www.kancotea.in, CIN-L15491WB1983PLC035793
 Statement of Unaudited Standalone Financial Results for the Quarter and Six Months ended 30th September, 2022



(₹ in lakh)

Sl. No.	Particulars	Quarter Ended			Six Months Ended		Year Ended
		30.09.2022 (Unaudited)	30.06.2022 (Unaudited)	30.09.2021 (Unaudited)	30.09.2022 (Unaudited)	30.09.2021 (Unaudited)	31.03.2022 (Audited)
	Revenue :						
I	Revenue from Operation	4,658	2,669	4,335	7,327	5,511	8,345
II	Other Income	2	17	(24)	19	358	1,088
III	Total Revenue (I+II)	4,660	2,686	4,311	7,346	5,869	9,433
IV	Expenses :						
a.	Cost of Materials consumed	1,239	982	1,085	2,221	1,680	2,290
b.	Changes in inventories of finished goods, work-in-progress and Stock-in-trade	(291)	(697)	322	(988)	(619)	(94)
c.	Employee benefits expense	1,126	987	974	2,113	1,681	3,560
d.	Finance Costs	52	73	101	125	204	327
e.	Depreciation and amortisation expense	63	62	59	125	119	245
f.	Power & Fuel	309	229	194	538	293	612
g.	Consumption of Stores & Spares	163	170	144	333	301	441
h.	Selling & Distribution Expenses	116	41	80	157	104	255
i.	Other expenses	156	170	115	326	215	521
	Total Expenses	2,933	2,017	3,074	4,950	3,978	8,157
V	Profit/ (Loss) before exceptional items and Taxation (III-IV)	1,727	669	1,237	2,396	1,891	1,276
VI	Exceptional Items	-	-	1	-	1	-
VII	Profit/ (Loss) before tax (V-VI)	1,727	669	1,236	2,396	1,890	1,276
VIII	Tax Expense						
	Current Tax	-	-	-	-	-	10
	MAT Credit Entitlement	-	-	-	-	-	(10)
	Deferred Tax	(2)	16	(6)	14	(5)	46
	Total Tax Expense	(2)	16	(6)	14	(5)	46
IX	Profit / (Loss) for the period (VII-VIII)	1,729	653	1,242	2,382	1,895	1,230
X	Other Comprehensive Income / (Loss) (net of tax)						
	Items that will not be re-classified subsequently to profit or loss	18	17	(25)	35	(49)	485
XI	Total Comprehensive Income/(Loss) for the period (X+XI)	1,747	670	1,217	2,417	1,846	1,715
XII	Paid-up Equity Share Capital (Face value per shares ₹ 10/-)	512.28	512.28	512.28	512.28	512.28	512.28
XIII	Other Equity (as per balance sheet of previous accounting year)						4,360.94
XIV	Earning per Share (₹) (*not Annualised)						
	Basic & Diluted	33.75*	12.75*	24.24*	46.50*	36.99*	24.00

Standalone Un-Audited Statement of Assets & Liabilities as at 30th September, 2022

(₹ in lakh)

Sl. No.	Particulars	As at 30th September, 2022 (Un-Audited)	As at 31st March, 2022 (Audited)
A	ASSETS		
1	Non-Current Assets		
	(a) Property, Plant & Equipment	5947	5802
	(b) Capital work-in-progress	18	76
	(c) Intangible Assets	16	17
	(d) Financial Assets		
	(i) Investments	1528	1528
	(ii) Trade Receivables	23	16
	(iii) Loans	3	2
	(iv) Other Financial Assets	160	156
	(e) Other Non-Current Assets	22	25
	Sub-Total- Non-Current Assets	7717	7622
2	Current Assets		
	(a) Inventories	1467	535
	(b) Biological Assets other than bearer plant	72	72
	(c) Financial Assets		
	(i) Trade Receivables	944	79
	(ii) Cash and Cash Equivalents	852	57
	(iii) Bank Balances other than (ii) above	40	42
	(iii) Loans	3	3
	(iv) Other Financial Assets	1	150
	(d) Other Current Assets	268	365
	(e) Current Tax Asset (Net)	101	70
	Sub-Total- Current Assets	3748	1373
	TOTAL ASSETS	11465	8995



KANCO TEA & INDUSTRIES LIMITED

Regd. Office : 'Jasmine Tower', 3rd Floor, 31, Shakespeare Sarani, Kolkata - 700017

Telefax : 22815217, E-Mail : contact@kancotea.in, Website : www.kancotea.in, CIN-L15491WB1983PLC035793

Standalone Un-Audited Statement of Assets & Liabilities as at 30th September, 2022

(₹ in lakh)

Sl. No.	Particulars	As at 30th September, 2022 (Un-Audited)	As at 31st March, 2022 (Audited)
B	EQUITY AND LIABILITIES		
1	Equity		
	(a) Equity Share Capital	512	512
	(b) Other Equity	6727	4361
		7239	4873
2	Liabilities		
	Non-Current Liabilities		
	(a) Financial Liabilities		
	(i) Borrowings	765	1454
	(ii) Trade Payables	11	26
	(iii) Other Financial Liabilities	1	1
	(b) Provisions	289	249
	(c) Deferred Tax Liabilities (Net)	(180)	(194)
	(d) Other Non-current Liabilities	7	7
	Sub-total- Non-Current Liabilities	893	1543
	Current Liabilities		
	(a) Financial Liabilities		
	(i) Borrowings	2072	1264
	(ii) Trade Payables	483	384
	(iii) Other Financial Liabilities	486	640
	(b) Provisions	196	199
	(c) Other Current Liabilities	96	92
	Sub-total- Current Liabilities	3333	2579
	TOTAL EQUITY AND LIABILITIES	11465	8995

Statement of Standalone Cash Flows for the period ended 30th September, 2022

(₹ in lakh)

Particulars	As at 30th September, 2022 (Un-Audited)	As at 30th September, 2021 (Un-Audited)
A CASH FLOW FROM OPERATING ACTIVITIES		
Net Profit / (Loss) Before Tax and after Exceptional items	2396	1890
Finance Cost	125	204
Depreciation (including amortization & impairment)	125	119
Changes in Fair Value of Biological Assets	-	(23)
Interest Received	(3)	-
Operating Profit/ (Loss) before Working Capital Changes	2,643	2,190
ADJUSTMENT FOR :		
Decrease/(Increase) in Non-current Trade Receivables	(7)	-
Decrease/(Increase) in Current Trade Receivables	(865)	(1,371)
Decrease/(Increase) in Non-current Other Financial Assets	(4)	(12)
Decrease/(Increase) in Current Other Financial Assets	150	-
Decrease /(Increase) in Non-current Other Assets	3	-
Decrease /(Increase) in Current Other Assets	96	250
Decrease /(Increase) in Inventories & Biological Assets other than bearer plants	(932)	(604)
(Decrease)/ Increase in Non-current Trade Payables	(14)	-
(Decrease)/ Increase in Current Trade Payables	99	172
(Decrease)/ Increase in Non-current Other Financial Liabilities	-	-
(Decrease)/ Increase in Current Other Financial Liabilities	(142)	(35)
Increase /(Decrease) in Non-current Other Liabilities	0	(1)
Increase /(Decrease) in Current Other Liabilities	3	33
Increase /(Decrease) in Non-current Provisions	39	39
Increase /(Decrease) in Current Provisions	33	(55)
Cash Generated from Operations	1,102	606
Income Tax (Paid)/ received (Net)	(31)	(19)
Net Cash Flow from Operating Activities	1,071	587
B CASH FLOW FROM INVESTING ACTIVITIES		
Purchase of Property, Plant and Equipment	(214)	(116)
Sale of Property, Plant and Equipment	3	-
Loan Given (Net) Non-current	(2)	-
Loan Given (Net) Current	-	(14)
Fixed Deposits & other bank balances	3	2
Interest Received	3	-
Net Cash flow from Investing Activities	(207)	(128)



KANCO TEA & INDUSTRIES LIMITED

Regd. Office : 'Jasmine Tower', 3rd Floor, 31, Shakespeare Sarani, Kolkata - 700017

Telefax : 22815217, E-Mail : contact@kancotea.in, Website : www.kancotea.in, CIN-L15491WB1983PLC035793


Statement of Standalone Cash Flows for the period ended 30th September, 2022

(₹ in lakh)

Particulars	As at 30th September, 2022 (Un-Audited)	As at 30th September, 2021 (Un-Audited)
C CASH FLOW FROM FINANCING ACTIVITIES		
Increase / (Decrease) in Short Term Borrowings from Banks	808	650
Increase / (Decrease) in Long Term Borrowings	(689)	1
Finance Cost	(137)	(217)
Dividend Paid	(51)	(51)
Net Cash flow from Financing Activities	(69)	383
Net Increase / (Decrease) in Cash and Cash Equivalents	795	842
Cash and Cash Equivalents at the beginning of the year	57	230
Cash and Cash Equivalents at the end of the year	852	1,072

Notes:


- The above financial results were reviewed by the Audit Committee and approved by the Board of Directors at their meeting held on 14th of November, 2022. The Statutory Auditors have carried out a "Limited Review" of the aforesaid results.
- The Company is primarily engaged in the business of cultivation, manufacture and sale of tea, which is seasonal in character, figures for the current period cannot be taken as indicative of likely result for the year ending 31st March, 2023.
- The Company has one reportable segment, which is tea. Accordingly, no disclosure under Ind AS-108 dealing with Segment Reporting has been made.
- The cost of materials consumed represents only green leaf purchased from third parties and change in inventory for own green leaves.
- The ultimate tax liability can be ascertained at the end of the year in view of the seasonal nature of tea business and therefore provision for Current Tax has not been made.
- The figures for the corresponding previous period have been restated/regrouped wherever necessary, to make them comparable.



Kolkata, the 14th November, 2022

U. Kanoria

U. Kanoria
Chairman & Managing Director
DIN : 00081108



NKSJ & ASSOCIATES

Chartered Accountants

Embassy Building, Flat No. 1B, 1st Floor,
4, Shakespeare Sarani, Kolkata – 700 001

Phones: 4005 1810
Email : nksjandassociates@gmail.com

INDEPENDENT AUDITOR'S REVIEW REPORT ON THE CONSOLIDATED QUARTERLY UNAUDITED FINANCIAL RESULTS OF KANCO TEA & INDUSTRIES LIMITED PURSUANT TO REGULATION 33 OF THE SEBI (LISTING OBLIGATIONS AND DISCLOSURE REQUIREMENTS) REGULATION, 2015 AS AMENDED

TO
THE BOARD OF DIRECTORS,
KANCO TEA & INDUSTRIES LIMITED

- We have reviewed the accompanying statement of Unaudited Consolidated Financial Results ("the Statement") of Kanco Tea & Industries Limited ("the Parent") and its subsidiary (collectively referred to as "the Group") and its share of the net profit /(loss) after tax and total comprehensive income / loss of its subsidiary for the quarter and six months ended on 30th September, 2022 ("the Statement") attached herewith, being submitted by the Parent pursuant to the requirement of Regulation 33 of the SEBI (Listing Obligation and Disclosure Requirements) Regulations, 2015, as amended (hereinafter referred as the "the Regulation") read with relevant circulars issued by the SEBI from time to time;
- This Statement, which is the responsibility of the Company's Management and approved by the Board of Directors in their meeting held on 14th November, 2022, has been prepared in accordance with the recognition and measurement principles laid down in the Indian Accounting Standard 34 "Interim Financial Reporting" ("Ind AS 34"), prescribed under section 133, of the Companies Act, 2013 read with relevant rules issued thereunder, SEBI Circular CIR/CFD/FAC 62/2016 dated 5th July, 2016 (hereinafter referred to as SEBI Circular) and other accounting principles generally accepted in India. Our responsibility is to issue a report on these financial statements based on our review.
- We conducted our review of the Statement in accordance with the Standard on Review Engagement (SRE) 2410, "Review of Interim Financial Information Performed by the Independent Auditor of the Entity", issued by the "Institute of Chartered Accountants of India". This standard requires that we plan and perform the review to obtain moderate assurance as to whether the financial statements are free of material misstatement. A review is limited primarily to inquiries of company personnel and analytical procedures applied to financial data and thus provides less assurance than an audit. We have not performed an audit and accordingly, we do not express an audit opinion.
- This Statement includes the results of the following entities :-
Parent Company : Kanco Tea & Industries Limited
Wholly Owned Subsidiary : Winnow Investments and Securities Private Limited



NKSJ & ASSOCIATES

Chartered Accountants

Embassy Building, Flat No. 1B, 1st Floor,
4, Shakespeare Sarani, Kolkata – 700 001


Phones: 4005 1810
Email : nksjandassociates@gmail.com

- Based on our review conducted as above, nothing has come to our attention that causes us to believe that the accompanying Statement prepared in accordance with the recognition and measurement principles laid down in the applicable Indian Accounting Standards (Ind AS) as specified under Section 133 of the Companies Act, 2013 as amended, read with the relevant rules issued there under and other recognised accounting practices and policies has not disclosed the information required to be disclosed in terms of Regulation, including the manner in which it is to be disclosed, or that it contains any material misstatement subject to the following :

Non provision of income tax for the quarter ended on 30th September, 2022 as per Indian Accounting Standard (Ind AS) 12 " Income Taxes", which has not been ascertained by the Company.

- We did not review the financial statement of 1 (one) subsidiary included in the consolidated quarterly results, whose financial statements reflect the total revenue of Rs.16 lakhs for the quarter ended 30th September, 2022 and Rs.27 lakhs for the six months ended 30th September, 2022. These financial statements and other financial information have been reviewed by other auditor whose report has been furnished to us by the Management, and our opinion is based solely on the report of the other auditor.

For NKSJ & Associates
Chartered Accountants
(Registration No. 329563E)
UDIN : 22234454BCZOEU4742



(CA Sneha Jain)
Partner
(Membership No. 234454)

Place: Kolkata
Dated the 14th day of November, 2022



KANCO TEA & INDUSTRIES LIMITED

Regd. Office : 'Jasmine Tower', 3rd Floor, 31, Shakespeare Sarani, Kolkata - 700017
 Telefax : 22815217, E-Mail : contact@kancotea.in, Website : www.kancotea.in, CIN-L15491WB1983PLC035793
 Statement of Unaudited Consolidated Financial Results for the Quarter and Six Months ended 30th September, 2022

(₹ in lakh)

Sl. No.	Particulars	Quarter Ended			Six Months Ended		Year Ended
		30.09.2022 (Unaudited)	30.06.2022 (Unaudited)	30.09.2021 (Unaudited)	30.09.2022 (Unaudited)	30.09.2021 (Unaudited)	31.03.2022 (Audited)
	Revenue :						
I	Revenue from Operation	4,658	2,669	4,317	7,327	5,511	8,345
II	Other Income	18	28	11	46	393	1,143
III	Total Revenue (I+II)	4,676	2,697	4,328	7,373	5,904	9,488
IV	Expenses :						
	a. Cost of Materials consumed	1,239	982	1,085	2,221	1,680	2,290
	b. Changes in inventories of finished goods, work-in-progress and Stock-in-trade	(291)	(697)	322	(988)	(619)	(94)
	c. Employee benefits expense	1,126	987	974	2,113	1,681	3,560
	d. Finance Costs	80	73	101	153	204	327
	e. Depreciation and amortisation expense	63	62	59	125	119	245
	f. Power & Fuel	309	229	194	538	293	612
	g. Consumption of Stores & Spares	163	170	144	333	301	441
	h. Selling & Distribution Expenses	116	41	80	157	104	255
	i. Other expenses	157	179	125	336	225	540
	Total Expenses	2,962	2,026	3,084	4,988	3,988	8,176
V	Profit/ (Loss) before exceptional items and Taxation (III-IV)	1,714	671	1,244	2,385	1,916	1,312
VI	Exceptional Items	-	-	1	-	1	886
VII	Profit/ (Loss) before tax (V-VI)	1,714	671	1,243	2,385	1,915	426
VIII	Tax Expense						
	Current Tax	-	-	-	-	-	19
	MAT Credit Entitlement	-	-	-	-	-	(19)
	Income Tax Provision for Earlier Years	20	-	-	20	-	-
	Deferred Tax	(2)	16	(6)	14	(5)	46
	Total Tax Expense	18	16	(6)	34	(5)	46
IX	Profit / (Loss) for the period (VII-VIII)	1,696	655	1,249	2,351	1,920	380
X	Other Comprehensive Income / (Loss) (net of tax)						
	Items that will not be re-classified subsequently to profit or loss	18	17	(25)	35	(49)	485
XI	Total Comprehensive Income/(Loss) for the period (X+XI)	1,714	672	1,224	2,386	1,871	865
XII	Paid-up Equity Share Capital (Face value per shares ₹ 10/-)	512.28	512.28	512.28	512.28	512.28	512.28
XIII	Other Equity (as per balance sheet of previous accounting year)						6,488.47
XIV	Earning per Share (₹) (*not Annualised)						
	Basic & Diluted	33.11*	12.79*	24.38*	45.89*	37.47*	7.42

Consolidated Un-Audited Statement of Assets & Liabilities as at 30th September, 2022

(₹ in lakh)

Sl. No.	Particulars	As at 30th September, 2022 (Un-Audited)	As at 31st March, 2022 (Audited)
A	ASSETS		
1	Non-Current Assets		
	(a) Property, Plant & Equipment	5947	5802
	(b) Capital work-in-progress	18	76
	(c) Intangible Assets	16	17
	(d) Financial Assets		
	(i) Investments	1997	1997
	(ii) Trade Receivables	23	16
	(iii) Loans	3	2
	(iv) Other Financial Assets	160	156
	(e) Other Non-Current Assets	22	25
	Sub-Total- Non-Current Assets	8186	8091
2	Current Assets		
	(a) Inventories	1467	535
	(b) Biological Assets other than bearer plant	72	72
	(c) Financial Assets		
	(i) Trade Receivables	944	79
	(ii) Cash and Cash Equivalents	859	110
	(iii) Bank Balances other than (ii) above	125	97
	(iii) Loans	958	153
	(iv) Other Financial Assets	26	151
	(d) Other Current Assets	813	1165
	(e) Current Tax Asset (Net)	112	136
	Sub-Total- Current Assets	5376	2498
	TOTAL ASSETS	13562	10589



KANCO TEA & INDUSTRIES LIMITED

Regd. Office : 'Jasmine Tower', 3rd Floor, 31, Shakespeare Sarani, Kolkata - 700017

Telefax : 22815217, E-Mail : contact@kancotea.in, Website : www.kancotea.in, CIN-L15491WB1983PLC035793

Consolidated Un-Audited Statement of Assets & Liabilities as at 30th September, 2022

(₹ in lakh)

Sl. No.	Particulars	As at 30th September, 2022 (Un-Audited)	As at 31st March, 2022 (Audited)
B	EQUITY AND LIABILITIES		
1	Equity		
	(a) Equity Share Capital	512	512
	(b) Other Equity	8823	6489
		9335	7001
2	Liabilities		
	Non-Current Liabilities		
	(a) Financial Liabilities		
	(i) Borrowings	765	1454
	(ii) Trade Payables	11	26
	(iii) Other Financial Liabilities	1	1
	(b) Provisions	289	249
	(c) Deferred Tax Liabilities (Net)	(180)	(729)
	(d) Other Non-current Liabilities	7	7
	Sub-total- Non-Current Liabilities	893	1008
	Current Liabilities		
	(a) Financial Liabilities		
	(i) Borrowings	2072	1264
	(ii) Trade Payables	483	385
	(iii) Other Financial Liabilities	486	640
	(b) Provisions	196	199
	(c) Other Current Liabilities	97	92
	Sub-total- Current Liabilities	3334	2580
	TOTAL EQUITY AND LIABILITIES	13562	10589

Statement of Consolidated Cash Flows for the period ended 30th September, 2022

(₹ in lakh)

Particulars	As at 30th September, 2022 (Un-Audited)	As at 30th September, 2021 (Un-Audited)
A CASH FLOW FROM OPERATING ACTIVITIES		
Net Profit / (Loss) Before Tax and after Exceptional items	2385	1915
Finance Cost	125	204
Depreciation (including amortization & impairment)	125	119
Changes in Fair Value of Biological Assets	-	(23)
Interest Received	(30)	(35)
Operating Profit/ (Loss) before Working Capital Changes	2,605	2,180
ADJUSTMENT FOR :		
Decrease/(Increase) in Non-current Trade Receivables	(7)	-
Decrease/(Increase) in Current Trade Receivables	(865)	(1,371)
Decrease/(Increase) in Non-current Other Financial Assets	(4)	(12)
Decrease/(Increase) in Current Other Financial Assets	126	(20)
Decrease/(Increase) in Non-current Other Assets	3	-
Decrease/(Increase) in Current Other Assets	96	250
Decrease/(Increase) in Inventories & Biological Assets other than bearer plants	(932)	(604)
(Decrease)/ Increase in Non-current Trade Payables	(14)	-
(Decrease)/ Increase in Current Trade Payables	99	172
(Decrease)/ Increase in Current Other Financial Liabilities	(142)	(35)
Increase/(Decrease) in Non-current Other Liabilities	-	(1)
Increase/(Decrease) in Current Other Liabilities	2	34
Increase/(Decrease) in Non-current Provisions	39	39
Increase/(Decrease) in Current Provisions	33	(55)
Cash Generated from Operations	1,039	577
Income Tax (Paid)/ received (Net)	(6)	(7)
Net Cash Flow from Operating Activities	1,033	570
B CASH FLOW FROM INVESTING ACTIVITIES		
Purchase of Property, Plant and Equipment	(214)	(116)
Sale of Property, Plant and Equipment	3	-
Advance given for purchase of property	800	-
Loan Given (Net) Non-current	(2)	-
Loan Given (Net) Current	(805)	(14)
Fixed Deposits & other bank balances	(27)	2
Interest Received	30	35
Net Cash flow from Investing Activities	(215)	(93)



KANCO TEA & INDUSTRIES LIMITED

Regd. Office : 'Jasmine Tower', 3rd Floor, 31, Shakespeare Sarani, Kolkata - 700017

Telefax : 22815217, E-Mail : contact@kancotea.in, Website : www.kancotea.in, CIN-L15491WB1983PLC035793

Statement of Consolidated Cash Flows for the period ended 30th September, 2022

(₹ in lakh)

Particulars	As at 30th September, 2022 (Un-Audited)	As at 30th September, 2021 (Un-Audited)
C CASH FLOW FROM FINANCING ACTIVITIES		
Increase / (Decrease) in Short Term Borrowings from Banks	808	650
Increase / (Decrease) in Long Term Borrowings	(689)	1
Finance Cost	(137)	(217)
Reversal of Doubtful Interest	(51)	(51)
Net Cash flow from Financing Activities	(69)	383
Net Increase / (Decrease) in Cash and Cash Equivalents	749	860
Cash and Cash Equivalents at the beginning of the year	110	321
Cash and Cash Equivalents at the end of the year	859	1,181

Notes:

1. The above financial results were reviewed by the Audit Committee and approved by the Board of Directors at their meeting held on 14th of November, 2022. The Statutory Auditors have carried out a "Limited Review" of the aforesaid results.
2. The Company is primarily engaged in the business of cultivation, manufacture and sale of tea, which is seasonal in character, figures for the current period cannot be taken as indicative of likely result for the year ending 31st March, 2023.
3. The Company has one reportable segment, which is tea. Accordingly, no disclosure under Ind AS-108 dealing with Segment Reporting has been made.
4. The cost of materials consumed represents only green leaf purchased from third parties and change in inventory for own green leaves.
5. The ultimate tax liability can be ascertained at the end of the year in view of the seasonal nature of tea business and therefore provision for Current Tax has not been made.
6. The Company has prepared Consolidated Financial Results for Consolidation of Financial Statements of Winnow Investments and Securities Private Limited, 100% subsidiary of the Company.
7. The figures for the corresponding previous period have been restated/regrouped wherever necessary, to make them comparable.



Kolkata, the 14th November, 2022



U. Kanoria

U. Kanoria
Chairman & Managing Director
DIN : 00081108