

February, 082021

The General Manager  
Department of Corporate Services  
BSE Limited  
Floor 25<sup>th</sup>, P J Towers,  
Dalal Street  
Mumbai - 400 001

The Listing Department  
National Stock Exchange of India Ltd.  
Exchange Plaza,  
Plot no. C/1, G Block,  
Bandra - Kurla Complex  
Bandra (E)  
Mumbai - 400 051

Scrip Code - 532994

NSE Stock Code - Archidply

Dear Sir,

**Sub: Outcome of Board Meeting**

The meeting of Board of Directors of Archidply Industries Limited (the "Company") is held today, i.e. on Monday, February 08, 2021 that commenced at 11:30 AM and concluded at 1:30 P.M.

Pursuant to regulation 30 & 33 of the Security and Exchange Board of India (Listing Obligations and Disclosure Requirements) Regulations, 2015, we are enclosing the following:

1. Un-audited financial results for the quarter ended on December 31, 2020 along with Limited Review Report of Statutory Auditors;

Pursuant to applicable provisions of SEBI (Listing Obligations and Disclosure Requirements) Regulations, 2015, as amended (the regulations), we enclose the said un-audited financial results for the quarter ended on December 31, 2020 along with Limited Review Report of the Statutory Auditors, thereon.

The said results may be accessed on the Company's website i.e. [www.archidply.com](http://www.archidply.com).

This is for your kind information, record and appropriate dissemination.

Thanking You!

Yours Faithfully

For ARCHIDPLY INDUSTRIES LTD:

  
Atul Krishna, ~~Company Secretary~~  
Company Secretary & Compliance Officer


Encl: as above




**Limited Review Report On Unaudited Standalone Financial Results of Archidply Industries Limited for the Quarter Ended December 31, 2020 Pursuant to the Regulation 33 of the SEBI (Listing Obligations and Disclosure Requirements) Regulations, 2015 as amended.**

To,  
Board of Directors of **Archidply Industries Limited**

1. We have reviewed the accompanying statement of unaudited financial results of Archidply Industries Limited ("the Company") for the quarter ended 31<sup>st</sup> December, 2020 and the year to date results for the period from April 01, 2020 to December 31, 2020 together with the notes thereon attached herewith. The Statement is being submitted by the company pursuant to the requirements of Regulation 33 of the SEBI (Listing Obligation and Disclosure Requirements) Regulation, 2015, as amended, ("the Regulation"), read with SEBI circular No. CIR/CFD/CMD1/44/2019 dated 29<sup>th</sup> March, 2019 ("the circular") and has been initialed by us for identification purpose.
2. This statement, which is the responsibility of the Company's Management and has been approved by the Board of Directors in their meeting held on February 08, 2021 has been prepared in accordance with the recognition and measurement principles laid down in the Indian Accounting Standard 34 'Interim Financial Reporting' ("Ind AS"), prescribed under section 133 of the Companies Act, 2013 read with relevant rules issued there under and other accounting principles generally accepted in India. Our responsibility is to issue a report on these financial statements based on our review.
3. We conducted our review of the Statement in accordance with the Standard on Review Engagement (SRE) 2410, "Review of Interim Financial Information Performed by the Independent Auditor of the Entity" issued by the Institute of Chartered Accountants of India and specified under section 143(10) of the Companies Act, 2013. This standard requires that we plan and perform the review to obtain moderate assurance as to whether the financial statements are free of material misstatement.
4. A review is limited primarily to inquiries of company personnel and analytical procedures applied to financial data and thus provide less assurance than an audit. We have not performed an audit and accordingly, we do not express an audit opinion.
5. Based on our review conducted as above, nothing has come to our attention that causes us to believe that the accompanying Statement of unaudited financial results prepared in accordance with applicable Indian Accounting






Standards (Ind AS) as prescribed under Section 133 of the Companies Act, 2013 read with relevant rules issued there under and other recognized accounting practices and policies has not disclosed the information required to be disclosed in terms of Regulation 33 of the SEBI (Listing Obligations and Disclosure Requirements) Regulations, 2015, as amended by Circular No. CIR/CFD/CMD1/44/2019 dated March 29, 2019, including the manner in which it is to be disclosed, or that it contains any material misstatement.

For Priti Jhavar & Co.  
Chartered Accountants  
FRN: 328818E

*Priti Jhavar*

(Priti Jhavar)  
(Membership No. 303053)  
UDIN- 21303053AAAAAN1586  
Place: Bangalore  
Date: 08.02.2021



**ARCHIDPLY INDUSTRIES LIMITED**

Registered office Plot no. 7, Sector - 9, Integrated Industrial Estate, SIDCUL,  
Pant Nagar, Rudrapur, Udham Singh Nagar - 263153, Uttarakhand  
website :www.archidply.com email: info@archidply.com

CIN : L85110UR1995 PLC008627

**STATEMENT OF UNAUDITED FINANCIAL RESULTS FOR THE QUARTER & NINE MONTH ENDED 31.12.2020**

(Rs. In Lakhs)

| Particulars   | 3 Months ended  | 3 Months ended  | 3 Months ended  | 9 Month ended    | 9 Month ended    | Year ended       |
|---|-----------------|-----------------|-----------------|------------------|------------------|------------------|
|   | 31.12.2020      | 30.09.2020      | 31.12.2019      | 31.12.2020       | 31.12.2019       | 31.03.2020       |
|   | UnAudited       | UnAudited       | UnAudited       | UnAudited        | UnAudited        | Audited          |
| <b>1. Income</b>  |                 |                 |                 |                  |                  |                  |
| a. Revenue from operations  | 7,188.38        | 5,346.37        | 7,298.53        | 15,071.91        | 20,612.12        | 26,731.04        |
| b. Other Income   | 11.97           | 11.80           | 26.24           | 24.83            | 52.08            | 113.68           |
| <b>Total Income (1)</b>   | <b>7,200.35</b> | <b>5,358.17</b> | <b>7,324.77</b> | <b>15,096.74</b> | <b>20,664.20</b> | <b>26,844.72</b> |
| <b>2. Expenditure</b>   |                 |                 |                 |                  |                  |                  |
| a. cost of materials consumed   | 3,136.30        | 1,770.42        | 2,643.50        | 5,727.94         | 8,439.81         | 10,564.03        |
| b. Purchases of stock -in -trade  | 1,651.78        | 1,369.75        | 1,830.25        | 3,616.06         | 4,573.49         | 6,072.47         |
| c.Changes in inventories of finished goods, work in progress and stock in trade         | (238.85)        | 432.86          | 85.99           | 424.22           | (635.48)         | (277.88)         |
| d. Employee benefits expense  | 655.03          | 478.84          | 695.25          | 1,587.36         | 2,066.58         | 2,666.66         |
| e. Finance Costs  | 93.72           | 119.79          | 168.91          | 367.82           | 520.63           | 669.23           |
| f. Depreciation and amortisation expense  | 117.08          | 99.80           | 123.48          | 298.07           | 367.25           | 491.22           |
| g. Other expenditure  | 1,433.05        | 914.92          | 1,546.47        | 2,806.17         | 4,769.27         | 6,013.99         |
| <b>Total Expenditure (2)</b>  | <b>6,848.11</b> | <b>5,186.37</b> | <b>7,093.85</b> | <b>14,827.63</b> | <b>20,101.55</b> | <b>26,199.71</b> |
| <b>3. Profit from before Exceptional items &amp; tax(1-2)</b>                           | <b>352.24</b>   | <b>171.80</b>   | <b>230.92</b>   | <b>269.11</b>    | <b>562.66</b>    | <b>645.01</b>    |
| <b>4. Prior Period Income(+)/(-)Expenditure</b>   | -               | -               | (0.24)          | -                | 6.34             | 3.34             |
| <b>5. Profit Before Taxation</b>  | <b>352.24</b>   | <b>171.80</b>   | <b>230.68</b>   | <b>269.11</b>    | <b>569.00</b>    | <b>648.35</b>    |
| <b>6. Tax Expense</b>   |                 |                 |                 |                  |                  |                  |
| - Current tax   | 67.73           | -               | 49.01           | 67.73            | 111.08           | 220.37           |
| - Taxes for earlier year  | -               | -               | -               | -                | -                | 91.30            |
| - Deferred tax  | 7.50            | 59.04           | (8.58)          | 1.85             | (37.23)          | (41.11)          |
| <b>7. Profit for the period from continuing operations</b>                              | <b>277.02</b>   | <b>112.76</b>   | <b>190.25</b>   | <b>199.53</b>    | <b>495.15</b>    | <b>377.79</b>    |
| <b>8. Other Comprehensive Income</b>  |                 |                 |                 |                  |                  |                  |
| A i) Items that will not be reclassified to profit or loss                              | -               | -               | -               | -                | -                | -                |
| Defined benefit plan actuarial gains/(losses)   | (6.94)          | 0.33            | (0.32)          | (10.11)          | (0.91)           | (13.80)          |
| ii) Income Tax relating to items that will not be reclassified to profit or loss        | 1.75            | (0.08)          | 0.11            | 2.55             | 0.30             | 3.38             |
| B i) Items that will be reclassified to profit or loss                                  | -               | -               | -               | -                | -                | -                |
| Diminution in the value of Investment   | -               | -               | -               | -                | -                | (0.14)           |
| ii) Income Tax relating to items that will not be reclassified to profit or loss        | -               | -               | -               | -                | -                | -                |
| <b>Total</b>  | <b>(5.19)</b>   | <b>0.24</b>     | <b>(0.21)</b>   | <b>(7.57)</b>    | <b>(0.60)</b>    | <b>(10.56)</b>   |
| <b>9. Total Comprehensive income for the period (7+8)</b>                               | <b>271.82</b>   | <b>113.01</b>   | <b>190.04</b>   | <b>191.96</b>    | <b>494.55</b>    | <b>367.23</b>    |
| <b>10 (a) Paid up Equity Share Capital( face Value Rs.10/- per share)</b>               | <b>2,206.50</b> | <b>2,206.50</b> | <b>2,206.50</b> | <b>2,206.50</b>  | <b>2,206.50</b>  | <b>2,206.50</b>  |
| <b>10 (b) Reserves</b>  |                 |                 |                 |                  |                  | <b>6,671.82</b>  |
| <b>11. Earnings Per Share (EPS)</b>   |                 |                 |                 |                  |                  |                  |
| Basic and diluted EPS *   |                 |                 |                 |                  |                  |                  |
| b) Basic and diluted EPS after Extraordinary items for the period, for the year to date | 1.26            | 0.51            | 0.86            | 0.90             | 2.24             | 1.71             |

\* Not Annualised for Quarter

## Segment wise Revenue, Results and Capital Employed


(Rs. In Lakhs)

| Particulars  | 3 Months         | 3 Months         | 3 Months         | 9 Month ended    | 9 Month ended    | Year ended       |
|--|------------------|------------------|------------------|------------------|------------------|------------------|
|  | 31.12.2020       | 30.09.2020       | 31.12.2019       | 31.12.2020       | 31.12.2019       | 31.03.2020       |
|  | UnAudited        | UnAudited        | UnAudited        | UnAudited        | UnAudited        | Audited          |
| <b>1. Segment Revenue ( Gross)</b>   |                  |                  |                  |                  |                  |                  |
| (a) Wood Based   | 4,080.30         | 3,058.70         | 4,363.38         | 8,520.34         | 12,048.85        | 15,732.00        |
| (b) Paper Based  | 3,078.45         | 2,268.08         | 2,918.66         | 6,492.37         | 8,513.82         | 10,921.18        |
| (c) Others   | -                | -                | -                | -                | -                | -                |
| (d) Unallocated  | 29.64            | 19.59            | 16.49            | 59.20            | 49.45            | 77.86            |
| <b>Total</b>   | <b>7,188.38</b>  | <b>5,346.37</b>  | <b>7,298.53</b>  | <b>15,071.91</b> | <b>20,612.12</b> | <b>26,731.04</b> |
| <b>Less: Inter Segment Revenue</b>   | -                | -                | -                | -                | -                | -                |
| <b>Income From Operations</b>  | <b>7,188.38</b>  | <b>5,346.37</b>  | <b>7,298.53</b>  | <b>15,071.91</b> | <b>20,612.12</b> | <b>26,731.04</b> |
| <b>2. Segment Results (Profit)(+)/ Loss (-) before tax and interest from each segment)</b> |                  |                  |                  |                  |                  |                  |
| (a) Wood Based   | 1,022.59         | 582.48           | 1,082.77         | 1,984.39         | 3,256.39         | 4,002.79         |
| (b) Paper Based  | 1,043.75         | 941.47           | 1,296.01         | 2,328.24         | 3,404.25         | 3,940.31         |
| (c) Others   | -                | -                | -                | -                | -                | -                |
| (d) Unallocated  | -                | -                | -                | -                | -                | -                |
| <b>Total</b>   | <b>2,066.35</b>  | <b>1,523.95</b>  | <b>2,378.78</b>  | <b>4,312.62</b>  | <b>6,660.64</b>  | <b>7,943.09</b>  |
| Less: (i) Interest   | 93.72            | 119.79           | 168.91           | 367.82           | 520.63           | 669.23           |
| (ii) Other Un-allocable Expenditure net off  | 1,668.92         | 1,263.43         | 2,021.99         | 3,769.85         | 5,679.80         | 6,834.21         |
| (iii) Un-allocable income  | 48.54            | 31.07            | 42.81            | 94.14            | 108.78           | 208.69           |
| <b>Total Profit Before Tax</b>   | <b>352.24</b>    | <b>171.80</b>    | <b>230.68</b>    | <b>269.11</b>    | <b>569.00</b>    | <b>648.35</b>    |
| <b>3. Segment Assets</b>   |                  |                  |                  |                  |                  |                  |
| (a) Wood Based   | 7,312.98         | 7,632.28         | 9,976.70         | 7,312.98         | 9,976.70         | 9,738.83         |
| (b) Paper Based  | 8,328.72         | 8,309.08         | 8,381.17         | 8,328.72         | 8,381.17         | 7,962.76         |
| (c) Others   | -                | -                | -                | -                | -                | -                |
| (d) Unallocated  | 3,060.15         | 1,956.28         | 1,884.13         | 3,060.15         | 1,884.13         | 1,715.79         |
| <b>Total</b>   | <b>18,701.85</b> | <b>17,897.64</b> | <b>20,242.01</b> | <b>18,701.85</b> | <b>20,242.01</b> | <b>19,417.38</b> |
| <b>4. Segment Liability</b>  |                  |                  |                  |                  |                  |                  |
| (a) Wood Based   | 3,350.55         | 2,572.31         | 3,032.30         | 3,350.55         | 3,032.30         | 2,843.59         |
| (b) Paper Based  | 2,553.06         | 1,977.84         | 2,142.65         | 2,553.06         | 2,142.65         | 1,974.02         |
| (c) Others   | -                | -                | -                | -                | -                | -                |
| (d) Unallocated  | -                | -                | -                | -                | -                | -                |
| <b>Total</b>   | <b>5,903.61</b>  | <b>4,550.15</b>  | <b>5,174.96</b>  | <b>5,903.61</b>  | <b>5,174.96</b>  | <b>4,817.61</b>  |
| <b>5. Capital Employed</b>   |                  |                  |                  |                  |                  |                  |
| (Segment assets - Segment Liabilities)   |                  |                  |                  |                  |                  |                  |
| (a) Wood Based   | 3,962.43         | 5,059.97         | 6,944.40         | 3,962.43         | 6,944.40         | 6,895.24         |
| (b) Paper Based  | 5,775.66         | 6,331.24         | 6,238.52         | 5,775.66         | 6,238.52         | 5,988.74         |
| (c) Others   | -                | -                | -                | -                | -                | -                |
| (d) Unallocated  | 3,060.15         | 1,956.28         | 1,884.13         | 3,060.15         | 1,884.13         | 1,715.79         |
| <b>Total</b>   | <b>12,798.24</b> | <b>13,347.49</b> | <b>15,067.05</b> | <b>12,798.24</b> | <b>15,067.05</b> | <b>14,599.77</b> |

**Notes**

- The above unaudited Financial results have been reviewed by the Audit Committee and approved by the Board of Directors of the Company at its meetings held on 8th February, 2020.
- Segment Information as per IND AS 108, 'Operating Segments' is disclosed in Segment Reporting.
- Figures for the previous periods have been regrouped, recasted and reclassified to conform to the classification of the current period, wherever necessary.
- The Company has not discontinued any of its operations during the period under review.
- There are no exceptional / extraordinary items during the period ended 31st December, 2020 and quarter ended 31st December, 2020.
- The company has charged depreciation on single shift basis on the basis of its working up to 15th August'20. From 16th August'20 onwards, the company has charged depreciation as per the normal operation of 2 shifts of 12 hours each.

For Archidply Industries Ltd.,


  
Rajiv Daga  
Managing Director

Date: 08.02.2021

Place: New Delhi