

REGISTERED OFFICE

GRANULES INDIA LTD., 2nd Floor, 3rd Block, My Home Hub,
Madhapur, Hyderabad - 500 081, Telangana, India.

Tel: +91 40 69043500, Fax: +91 40 23115145, mail@granulesindia.com, www.granulesindia.com
CIN: L24110TG1991PLC012471

Date: November 09, 2023

To,
National Stock Exchange of India Limited
BSE Limited NSE
Symbol - Granules; BSE Code- 532482

Dear Sir / Madam,

Sub: Outcome of the Board meeting dated November 09, 2023.

Ref: Regulation 33 of the Listing Regulations.

Dear Sir,

The Board of Directors of the Company at its meeting has inter alia approved the un-audited financial results (Standalone & Consolidated) for the second quarter and half year ended on September 30, 2023, prepared under Indian Accounting Standards (Ind - AS).

Pursuant to regulation 33 of SEBI (Listing Obligations and Disclosure Requirements) Regulations, 2015 (Listing Regulations), we are enclosing the un-audited financial results (Standalone and Consolidated) of the Company for the second quarter and half year ended on September 30, 2023.

We also enclose the Limited Review Report of the Statutory Auditors of the Company, as required under Regulation 33 of the Listing Regulations.

The meeting of the Board of Directors of the Company commenced at 08.45 A.M and concluded at 01.00 P.M.

This is for your information and record.

Thanking you,
FOR GRANULES INDIA LIMITED

CHAITANYA TUMMALA
COMPANY SECRETARY &
COMPLIANCE OFFICER

Enclosures: As above




Independent Auditor's Review Report on the Quarterly and Year to Date Unaudited Standalone Financial Results of the Company Pursuant to the Regulation 33 of the SEBI (Listing Obligations and Disclosure Requirements) Regulations, 2015, as amended**Review Report to
The Board of Directors
Granules India Limited**

1. We have reviewed the accompanying statement of unaudited standalone financial results of Granules India Limited (the "Company") for the quarter and half year ended September 30, 2023 (the "Statement") attached herewith, being submitted by the Company pursuant to the requirements of Regulation 33 of the SEBI (Listing Obligations and Disclosure Requirements) Regulations, 2015, as amended (the "Listing Regulations").
2. The Company's Management is responsible for the preparation of the Statement in accordance with the recognition and measurement principles laid down in Indian Accounting Standard 34, (Ind AS 34) "Interim Financial Reporting" prescribed under Section 133 of the Companies Act, 2013 as amended, read with relevant rules issued thereunder and other accounting principles generally accepted in India and in compliance with Regulation 33 of the Listing Regulations. The Statement has been approved by the Company's Board of Directors. Our responsibility is to express a conclusion on the Statement based on our review.
3. We conducted our review of the Statement in accordance with the Standard on Review Engagements (SRE) 2410, "Review of Interim Financial Information Performed by the Independent Auditor of the Entity" issued by the Institute of Chartered Accountants of India. This standard requires that we plan and perform the review to obtain moderate assurance as to whether the Statement is free of material misstatement. A review of interim financial information consists of making inquiries, primarily of persons responsible for financial and accounting matters, and applying analytical and other review procedures. A review is substantially less in scope than an audit conducted in accordance with Standards on Auditing and consequently does not enable us to obtain assurance that we would become aware of all significant matters that might be identified in an audit. Accordingly, we do not express an audit opinion.
4. Based on our review conducted as above, nothing has come to our attention that causes us to believe that the accompanying Statement, prepared in accordance with the recognition and measurement principles laid down in the aforesaid Indian Accounting Standards ('Ind AS') specified under Section 133 of the Companies Act, 2013 as amended, read with relevant rules issued thereunder and other accounting principles generally accepted in India, has not disclosed the information required to be disclosed in terms of the Listing Regulations, including the manner in which it is to be disclosed, or that it contains any material misstatement.

For S.R. BATLIBOI & ASSOCIATES LLP

Chartered Accountants

ICAI Firm registration number: 101049W/E300004

per Navneet Rai Kabra
Partner

Membership No.: 102328

UDIN: 23102328B4SBRM3095



Place: Hyderabad

Date: November 09, 2023




GRANULES INDIA LIMITED
Regd Office : 2nd Floor, 3rd Block, My Home Hub
Madhapur, Hyderabad 500 081
CIN:L24110TG1991PLC012471

Rs in millions


Statement of Un-Audited Standalone Results for the quarter and half year ended September 30, 2023

Sl No.	Particulars	Quarter ended			Half Year ended		Year ended
		30-Sep-23	30-Jun-23	30-Sep-22	30-Sep-23	30-Sep-22	31-Mar-23
		Un-Audited	Un-Audited	Un-Audited	Un-Audited	Un-Audited	Audited
	Income						
1	Revenue from operations	10,094.15	8,210.00	9,635.77	18,304.15	18,849.34	39,312.00
2	Other income	12.50	4.36	37.52	16.86	83.00	99.32
3	Total income (1+2)	10,106.65	8,214.36	9,673.29	18,321.01	18,932.34	39,411.32
4	Expenses						
	(a) Cost of materials consumed	4,493.34	5,348.65	5,600.65	9,841.99	10,302.81	20,999.28
	(b) Changes in inventories of work in progress and finished goods	971.75	(959.39)	(224.61)	12.36	120.83	615.21
	(c) Employee benefit expenses	934.89	912.10	805.15	1,846.99	1,573.67	3,300.71
	(d) Finance costs	176.46	147.88	83.60	324.34	127.99	386.74
	(e) Depreciation and amortisation expense	360.12	352.67	348.68	712.79	694.67	1,455.57
	(f) Other expenses	1,609.96	1,340.90	1,597.97	2,950.86	3,028.81	6,014.41
	Total expenses	8,546.52	7,142.81	8,211.44	15,689.33	15,848.78	32,771.92
5	Profit before tax (3-4)	1,560.13	1,071.55	1,461.85	2,631.68	3,083.56	6,639.40
6	Tax expense						
	a) Current tax	368.71	255.61	391.09	624.32	785.67	1,702.06
	b) Deferred tax	29.85	17.54	(18.52)	47.39	(39.07)	(50.51)
	Total tax expense	398.56	273.15	372.57	671.71	746.60	1,651.55
7	Profit for the period (5-6)	1,161.57	798.40	1,089.28	1,959.97	2,336.96	4,987.85
8	Other comprehensive income (net of tax)						
	(a) (i) items that will not be reclassified to profit or loss	-	-	-	-	-	9.52
	(ii) income tax on (i) above	-	-	-	-	-	(2.40)
	(b) (i) items that will be reclassified to profit or loss	77.77	6.19	103.79	83.96	133.85	(72.16)
	(ii) income tax on (i) above	(19.57)	(1.56)	(26.12)	(21.13)	(33.69)	18.16
	Total other comprehensive income, net of tax	58.20	4.63	77.67	62.83	100.16	(46.88)
9	Total comprehensive income (7+8)	1,219.77	803.03	1,166.95	2,022.80	2,437.12	4,940.97
10	Paid-up equity share capital (Face Value of Rs. 1/- per share)	242.37	242.04	248.29	242.37	248.29	242.04
11	Other equity						26,752.57
12	Earnings per share (Face value Rs. 1/- each)						
	(a) Basic (in Rs.)	4.80	3.30	4.39	8.10	9.42	20.32
	(b) Diluted (in Rs.)	4.80	3.29	4.37	8.09	9.38	20.30
		(Not annualised)	(Not annualised)	(Not annualised)	(Not annualised)	(Not annualised)	(Annualised)






Standalone statement of Assets and Liabilities :		Rs in millions	
Sl. No.	Particulars	As at	As at
		September 30, 2023	March 31, 2023
		Un-Audited	Audited
I	ASSETS		
	Non-current assets		
	a) Property, plant and equipment	12,201.68	12,451.04
	b) Right-of-use assets	113.06	109.58
	c) Capital work-in-progress	865.56	634.60
	d) Other intangible assets	650.01	737.34
	e) Intangible assets under development	8.24	-
	f) Financial assets		
	i) Investments	8,183.98	6,765.32
	ii) Loans	60.42	121.46
	iii) Others	153.01	239.88
	g) Income tax assets (net)	213.52	105.69
	h) Other non-current assets	324.83	688.13
	Total non-current assets	22,774.31	21,853.04
	Current assets		
	a) Inventories	6,485.18	5,934.14
	b) Financial assets		
	i) Trade receivables	15,104.12	13,721.88
	ii) Cash and cash equivalents	2,366.67	1,817.46
	iii) Bank balances other than cash and cash equivalents above	161.58	212.33
	iv) Other financial assets	12.86	26.60
	c) Other current assets	1,624.75	1,467.25
	Total current assets	25,755.16	23,179.66
	TOTAL ASSETS	48,529.47	45,032.70
II	EQUITY AND LIABILITIES		
	Equity		
	a) Equity share capital	242.37	242.04
	b) Other equity	28,449.55	26,752.57
	Total equity	28,691.92	26,994.61
	Liabilities		
	Non-current liabilities		
	a) Financial liabilities		
	i) Borrowings	976.40	1,486.44
	ii) Lease liabilities	88.39	86.98
	b) Provisions	328.86	292.56
	c) Deferred tax liabilities (net)	302.95	234.44
	Total non-current liabilities	1,696.60	2,100.42
	Current liabilities		
	a) Financial liabilities		
	i) Borrowings	10,543.91	7,621.75
	ii) Lease liabilities	35.77	35.58
	iii) Trade payables		
	(a) Total outstanding dues of micro enterprises and small enterprises	5.11	115.15
	(b) Total outstanding dues of creditors other than micro enterprises and small enterprises	6,640.72	7,328.79
	iv) Other financial liabilities	570.57	504.11
	b) Other current liabilities	142.18	96.03
	c) Provisions	112.59	146.16
	d) Income tax liabilities (net)	90.10	90.10
	Total current liabilities	18,140.95	15,937.67
	Total liabilities	19,837.55	18,038.09
	TOTAL EQUITY AND LIABILITIES	48,529.47	45,032.70




Statement of standalone cash flows :	Rs in millions		
	For the half year ended September 30, 2023	For the half year ended September 30, 2022	For the year ended March 31, 2023
	Un-Audited	Un-Audited	Audited
Cash flow from operating activities			
Profit before tax	2,631.68	3,083.56	6,639.40
<i>Adjustments for :</i>			
Depreciation and amortisation expense	712.79	694.67	1,455.57
Bad debts written off	-	-	0.54
Allowance for doubtful trade receivables	37.72	(58.05)	(29.52)
Allowance for doubtful advances	-	-	14.41
Loss on sale of property, plant and equipment (net)	1.03	1.22	13.82
Changes in fair value of cashflow hedges	84.48	22.98	72.85
Net gain on foreign exchange fluctuations (unrealised)	(52.68)	(216.60)	(98.09)
Share based compensation expense	5.95	5.95	11.91
Interest expense	324.34	127.99	386.74
Interest income	(8.96)	(58.95)	(46.36)
Operating profit before working capital changes	3,736.35	3,602.77	8,421.27
<i>Movements in working capital:</i>			
(Increase)/decrease in trade receivables	(1,306.18)	30.54	(1,453.19)
Increase in inventories	(551.05)	(614.47)	(26.70)
(Increase)/decrease in other assets	(168.12)	296.14	213.82
Increase/ (decrease) in trade payables, other liabilities and provisions	(666.86)	189.46	1,253.02
Cash generated from operations	1,044.14	3,504.44	8,408.22
Direct taxes paid (net of refunds)	(732.15)	(846.07)	(1,771.44)
Net cash generated from operating activities	311.99	2,658.37	6,636.78
Cash flow used in investing activities			
Purchase of property, plant and equipment, intangible assets including capital work-in-progress, intangible assets under development, capital advances and payables for capital goods	(698.21)	(869.20)	(2,117.93)
Proceeds from sale of property, plant and equipment	8.05	0.09	2.02
Redemption of bank deposits	50.28	594.91	1,995.77
Investment in subsidiary	(900.00)	-	(900.00)
Loans repaid by subsidiaries	63.75	-	21.11
Loans given to subsidiaries	-	(3.85)	(3.85)
Interest received	13.14	31.84	38.36
Net cash used in investing Activities	(1,462.99)	(246.21)	(964.52)
Cash flow from/(used in) financing activities			
Proceeds from issuance of equity shares	31.62	27.84	27.84
Repayment of non current borrowings	(511.71)	(444.31)	(930.86)
Proceeds/(repayments) of current borrowings, net	2,871.96	(432.88)	(562.69)
Repayment of lease liability (including related interest)	(28.71)	(34.27)	(69.86)
Payment towards buyback transaction cost	-	(17.69)	(3,106.50)
Interest paid	(313.71)	(122.99)	(366.41)
Dividend paid on equity shares	(363.07)	(186.22)	(186.22)
Net cash (used in)/generated from financing activities	1,686.38	(1,210.52)	(5,194.70)
Net increase in cash and cash equivalents	535.38	1,201.64	477.56
Effect of exchange differences on translation of foreign currency cash and cash equivalents	13.83	2.03	(2.53)
Cash and cash equivalents at the beginning of the period	1,817.46	1,342.43	1,342.43
Cash and cash equivalents at the end of the period	2,366.67	2,546.10	1,817.46

Note: The above Statement of Cash flows has been prepared under the 'Indirect Method' as set out in Ind AS 7, 'Statement of Cash Flows'

Notes:

- The above un-audited standalone financial results of Granules India Limited ("the Company") for the quarter and half year ended September 30, 2023 have been reviewed by the Audit Committee on November 08, 2023 and approved by the Board of Directors at their meeting held on November 09, 2023.
- The un-audited standalone financial results of the Company have been prepared in accordance with the Indian Accounting Standards prescribed under section 133 of the Companies Act, 2013 ("the Act") read with relevant rules issued thereunder ("Ind AS") and other accounting principles generally accepted in India and in terms of Regulation 33 of the SEBI (Listing Obligations and Disclosure Requirements) Regulations, 2015.
- The Auditors of the Company have carried out Limited Review of the standalone financial results for the quarter and half year ended September 30, 2023.
- The Company operates in one reportable business segment of Pharmaceutical products including ingredients and intermediaries.
- The Company had encountered an incident related to information security on May 24, 2023 (hereinafter referred to as "incident"), which affected some of the Company's IT assets. A ransomware group has claimed responsibility for this incident. The Company has acted decisively to control and address the impact of the incident with appropriate protocols for containment and to minimize the risk. The incident had a significant effect on the operations and took considerable time to address the regulatory expectations, qualifications, recertifications, and fine-tuning of the quality and production systems. This has impacted significantly the revenue and profitability of the Company for the half year ended September 30, 2023. The Company believes that no significant legal violations have occurred because of the incident, and the known impacts on the standalone financial results for the half year ended on September 30, 2023, have been accounted for. Further, the Company has enhanced the security measures to handle the incident and reduce the likelihood of a similar occurrence in the future.
- During the quarter and half year ended, the Company has allotted 325,960 equity shares of Rs.1/- each, fully paid up on exercise of options by employees in accordance with the Company's Employee Stock Option Scheme(s).
- The figures for the corresponding previous periods have been restated/regrouped wherever necessary, to make them comparable.

Place : Hyderabad
Date : November 09, 2023



for and on behalf of the Board

Dr. Krishna Prasad Chigurupati
Chairman and Managing Director

DIN : 00020180



Independent Auditor's Review Report on the Quarterly and Year to Date Unaudited Consolidated Financial Results of the Company Pursuant to the Regulation 33 of the SEBI (Listing Obligations and Disclosure Requirements) Regulations, 2015, as amended**Review Report to
The Board of Directors
Granules India Limited**

1. We have reviewed the accompanying Statement of Unaudited Consolidated Financial Results of Granules India Limited (the "Holding Company") and its subsidiaries (the Holding Company and its subsidiaries together referred to as "the Group") for the quarter and half year ended September 30, 2023 (the "Statement") attached herewith, being submitted by the Holding Company pursuant to the requirements of Regulation 33 of the SEBI (Listing Obligations and Disclosure Requirements) Regulations, 2015, as amended (the "Listing Regulations").
2. The Holding Company's Management is responsible for the preparation of the Statement in accordance with the recognition and measurement principles laid down in Indian Accounting Standard 34, (Ind AS 34) "Interim Financial Reporting" prescribed under Section 133 of the Companies Act, 2013 as amended, read with relevant rules issued thereunder and other accounting principles generally accepted in India and in compliance with Regulation 33 of the Listing Regulations. The Statement has been approved by the Holding Company's Board of Directors. Our responsibility is to express a conclusion on the Statement based on our review.
3. We conducted our review of the Statement in accordance with the Standard on Review Engagements (SRE) 2410, "Review of Interim Financial Information Performed by the Independent Auditor of the Entity" issued by the Institute of Chartered Accountants of India. This standard requires that we plan and perform the review to obtain moderate assurance as to whether the Statement is free of material misstatement. A review of interim financial information consists of making inquiries, primarily of persons responsible for financial and accounting matters, and applying analytical and other review procedures. A review is substantially less in scope than an audit conducted in accordance with Standards on Auditing and consequently does not enable us to obtain assurance that we would become aware of all significant matters that might be identified in an audit. Accordingly, we do not express an audit opinion.

We also performed procedures in accordance with the Circular No. CIR/CFD/CMD1/44/2019 dated March 29, 2019 issued by the Securities and Exchange Board of India under Regulation 33(8) of the Listing Regulations, to the extent applicable.

4. The Statement includes the results of the following entities:

Holding Company:

Granules India Limited

Subsidiaries

Granules Pharmaceuticals, Inc.

Granules USA, Inc.

Granules Consumer Health Inc.

Granules Europe Limited

Granules Life Sciences Private Limited

Granules CZRO Private Limited



S.R. BATLIBOI & ASSOCIATES LLP

Chartered Accountants

5. Based on our review conducted and procedures performed as stated in paragraph 3 above, nothing has come to our attention that causes us to believe that the accompanying Statement, prepared in accordance with recognition and measurement principles laid down in the aforesaid Indian Accounting Standards ('Ind AS') specified under Section 133 of the Companies Act, 2013, as amended, read with relevant rules issued thereunder and other accounting principles generally accepted in India, has not disclosed the information required to be disclosed in terms of the Listing Regulations, including the manner in which it is to be disclosed, or that it contains any material misstatement.
6. The accompanying Statement includes unaudited interim financial results and other unaudited financial information in respect of:
 - 1 subsidiary, whose interim financial results and other financial information reflect total assets of Rs. 66.64 million as at September 30, 2023 and total revenues of Rs. 10.00 million and Rs. 15 million, total net profit after tax of Rs. 0.77 million and Rs. 1.75 million, total comprehensive income of Rs. 0.58 million and Rs. 1.70 million, for the quarter and half year ended September 30, 2023 on that date respectively and net cash inflows of Rs. 7.07 million for the half year ended September 30, 2023.


The unaudited interim financial results and other unaudited financial information of the subsidiary have not been audited/reviewed by any auditor and have been approved and furnished to us by the Management and our conclusion on the Statement, in so far as it relates to the affairs of the subsidiary, is based solely on such unaudited interim financial results and other unaudited financial information. According to the information and explanations given to us by the Management, these interim financial results are not material to the Group.

Our conclusion on the Statement in respect of matters stated in para 6 above is not modified with respect to the financial results certified by the Management.

For S.R. BATLIBOI & ASSOCIATES LLP

Chartered Accountants

ICAI Firm registration number: 101049W/E300004



per Navneet Kabra

Partner

Membership No.: 102328

UDIN: 23102328BGSBRN5577



Place: Hyderabad

Date: November 09, 2023




GRANULES INDIA LIMITED
 Regd Office : 2nd Floor, 3rd Block, My Home Hub
 Madhapur, Hyderabad 500 081
 CIN:L24110TG1991PLC012471



Rs in millions

Statement of Un-Audited Consolidated Results for the quarter and half year ended September 30, 2023

Sl No.	Particulars	Quarter ended			Half Year ended		Year ended
		30-Sep-23	30-Jun-23	30-Sep-22	30-Sep-23	30-Sep-22	31-Mar-23
		Un-Audited	Un-Audited	Un-Audited	Un-Audited	Un-Audited	Audited
	Income						
1	Revenue from operations	11,894.88	9,855.16	11,507.34	21,750.04	21,702.90	45,119.17
2	Other income	15.30	3.48	47.90	18.78	94.57	137.80
3	Total income (1+2)	11,910.18	9,858.64	11,555.24	21,768.82	21,797.47	45,256.97
	Expenses						
	(a) Cost of materials consumed	5,197.62	5,886.69	6,181.15	11,084.31	11,550.76	23,526.54
	(b) Changes in inventories of work in progress and finished goods	553.54	(1,094.78)	(396.06)	(541.24)	(630.19)	(453.66)
	(c) Employee benefit expenses	1,488.39	1,403.17	1,177.12	2,891.56	2,264.33	4,722.32
	(d) Finance costs	259.60	224.59	132.22	484.19	201.59	559.33
	(e) Depreciation and amortisation expense	525.23	492.41	440.62	1,017.64	874.25	1,844.94
	(f) Other expenses	2,525.59	2,291.85	2,116.06	4,817.44	3,973.89	8,185.77
	Total expenses	10,549.97	9,203.93	9,651.11	19,753.90	18,234.63	38,385.24
5	Profit before tax (3-4)	1,360.21	654.71	1,904.13	2,014.92	3,562.84	6,871.73
6	Tax expense						
	a) Current tax	362.46	256.20	375.45	618.66	792.09	1,771.80
	b) Deferred tax	(23.41)	(80.44)	77.74	(103.85)	44.12	(66.04)
	Total tax expense	339.05	175.76	453.19	514.81	836.21	1,705.76
7	Profit for the period (5-6)	1,021.16	478.95	1,450.94	1,500.11	2,726.63	5,165.97
8	Other comprehensive income (net of tax)						
	(a) (i) items that will not be reclassified to profit or loss	-	-	-	-	-	9.52
	(ii) income tax on (i) above	-	-	-	-	-	(2.40)
	(b) (i) items that will be reclassified to profit or loss	175.35	2.40	396.64	177.75	677.70	543.76
	(ii) income tax on (i) above	(19.57)	(1.56)	(26.13)	(21.13)	(33.69)	18.16
	Total other comprehensive income, net of tax	155.78	0.84	370.51	156.62	644.01	569.04
9	Total comprehensive income (7+8)	1,176.94	479.79	1,821.45	1,656.73	3,370.64	5,735.01
10	Paid-up equity share capital (Face Value of Rs. 1/- per share)	242.37	242.04	248.29	242.37	248.29	242.04
11	Other equity						28,107.05
12	Earnings per share (Face value Rs. 1/- each)						
	(a) Basic (in Rs.)	4.22	1.98	5.85	6.20	10.99	21.05
	(b) Diluted (in Rs.)	4.22	1.98	5.82	6.19	10.94	21.00
		(Not annualised)	(Not annualised)	(Not annualised)	(Not annualised)	(Not annualised)	(Annualised)



Consolidated Statement of Assets and Liabilities :		Rs in millions	
		As at September 30,2023	As at March 31,2023
Sl.No.	Particulars	Un-Audited	Audited
I	ASSETS		
	Non-current assets		
	a) Property, plant and equipment	16,568.15	15,581.45
	b) Right-of-use assets	1,306.39	732.20
	c) Capital work-in-progress	2,190.69	2,280.44
	d) Other intangible assets	2,603.09	2,795.52
	e) Intangible assets under development	151.48	113.42
	f) Financial assets		
	i) Investments	214.52	212.10
	ii) Others	163.82	148.49
	g) Deferred tax assets	132.04	14.28
	h) Income tax assets (net)	226.34	111.54
	i) Other non-current assets	1,168.89	1,314.72
	Total non-current assets	24,725.41	23,304.16
	Current assets		
	a) Inventories	12,796.13	11,494.10
	b) Financial assets		
	i) Trade receivables	10,157.30	9,485.42
	ii) Cash and cash equivalents	2,954.96	2,915.57
	iii) Bank balances other than cash and cash equivalents above	164.09	212.33
	iv) Other financial assets	22.51	31.67
	c) Other current assets	1,828.09	1,602.39
	Total current assets	27,923.08	25,741.48
	TOTAL ASSETS	52,648.49	49,045.64
II	EQUITY AND LIABILITIES		
	Equity		
	a) Equity share capital	242.37	242.04
	b) Other equity	29,431.77	28,107.05
	Total equity	29,674.14	28,349.09
	Liabilities		
	Non-current liabilities		
	a) Financial liabilities		
	i) Borrowings	976.40	1,486.44
	ii) Lease liabilities	865.47	706.02
	b) Provisions	328.86	292.56
	c) Deferred tax liabilities (net)	113.16	76.52
	Total non-current liabilities	2,283.89	2,561.54
	Current liabilities		
	a) Financial liabilities		
	i) Borrowings	11,873.34	9,099.78
	ii) Lease liabilities	83.48	70.11
	iii) Trade payables		
	(a) Total outstanding dues of micro enterprises and small enterprises	5.11	115.15
	(b) Total outstanding dues of creditors other than micro enterprises and small enterprises	7,287.99	7,706.10
	iv) Other financial liabilities	1,063.74	719.33
	b) Other current liabilities	159.69	151.45
	c) Provisions	112.59	146.16
	d) Income tax liabilities (net)	104.52	126.93
	Total current liabilities	20,690.46	18,135.01
	Total liabilities	22,974.35	20,696.55
	TOTAL EQUITY AND LIABILITIES	52,648.49	49,045.64




Statement of Consolidated cash flows :	Rs in millions		
	For the Half year ended September 30 ,2023	For the Half year ended September 30 ,2022	For the year ended March 31 ,2023
	Un-Audited	Un-Audited	Audited
Cash flow from operating activities			
Profit before tax	2,014.92	3,562.84	6,871.73
Adjustments for			
Depreciation and amortisation expense	1,017.64	874.25	1,844.94
Bad debts written off	-	-	0.54
Allowance for doubtful trade receivables	37.72	(58.05)	(5.07)
Allowance for doubtful advances	-	-	14.41
Loss on sale of property, plant and equipment (net)	1.03	1.10	13.71
Changes in fair value of cashflow hedges	84.48	22.98	72.85
Net gain on foreign exchange fluctuations (unrealised)	(51.59)	(223.99)	(91.55)
Share based payment expense	5.95	6.94	12.89
Interest expense	484.19	201.59	559.33
Interest income	(7.41)	(61.01)	(45.14)
Operating profit before working capital changes	3,586.93	4,326.65	9,248.64
Movements in working capital:			
(Increase)/decrease in trade receivables	(562.80)	1,493.04	(0.77)
Increase in inventories	(1,219.26)	(1,560.29)	(1,354.67)
(Increase)/decrease in other assets	(243.11)	348.88	160.68
Increase/ (decrease) in trade payables, other liabilities and provisions	(441.60)	211.69	1,091.65
Cash generated from operations	1,120.16	4,819.97	9,145.53
Direct taxes paid (net of refunds)	(756.15)	(837.34)	(1,758.04)
Net cash generated from operating activities	(A) 364.01	3,982.63	7,387.49
Cash flow used in investing activities			
Purchase of property, plant and equipment, intangible assets including capital work-in-progress, intangible assets under development, capital advances and payables for capital goods	(1,769.72)	(1,761.64)	(4,106.77)
Proceeds from sale of property, plant and equipment	8.05	0.21	2.12
Redemption of bank deposits, net	47.78	596.03	2,034.77
Loans repaid	-	-	105.71
Interest received	13.14	41.88	50.54
Net cash used in investing activities	(B) (1,700.75)	(1,123.52)	(1,913.63)
Cash flow from/(used in) financing activities			
Proceeds from issuance of equity shares	31.62	27.84	27.84
Repayment of Noncontrolling interest	-	(4.96)	(4.96)
Repayment of non current borrowings	(511.71)	(444.31)	(930.86)
Proceeds of current borrowings, net	2,723.35	88.32	459.94
Repayment of lease liability (including related interest)	(62.65)	(33.47)	(129.48)
Payment towards buyback transaction cost	-	(17.69)	(3,106.50)
Interest paid	(455.24)	(190.79)	(532.66)
Dividend paid on equity shares	(363.07)	(186.22)	(186.22)
Net cash (used in)/generated from financing activities	(C) 1,362.30	(761.28)	(4,402.90)
Net increase in cash and cash equivalents	(A+B+C) 25.56	2,097.83	1,070.96
Effect of exchange differences on translation of foreign currency cash and cash equivalents	13.83	2.03	(2.53)
Cash and cash equivalents at the beginning of the period	2,915.57	1,847.14	1,847.14
Cash and cash equivalents at the end of the period	2,954.96	3,947.00	2,915.57

Note: The above Statement of Cash flows has been prepared under the 'Indirect Method' as set out in Ind AS 7, 'Statement of Cash Flows'

Notes:

- The above un-audited consolidated financial results of Granules India Limited ("the Company") and its subsidiaries (together referred to as "the Group") for the quarter and half year ended September 30, 2023 have been reviewed by the Audit Committee on November 08, 2023 and approved by the Board of Directors at their meeting held on November 09, 2023.
- The un-audited consolidated financial results of the Group have been prepared in accordance with the Indian Accounting Standards prescribed under section 133 of the Companies Act, 2013 ("the Act") read with relevant rules issued thereunder ("Ind AS") and other accounting principles generally accepted in India and in terms of Regulation 33 of the SEBI (Listing Obligations and Disclosure Requirements) Regulations, 2015.
- The subsidiaries considered for the consolidation for the quarter and half year ended September 30, 2023 are Granules USA Inc., Granules Pharmaceuticals Inc., Granules Europe Limited, Granules Life Sciences Private Limited, Granules CZRO Private Limited and Granules Consumer Health, Inc. (Step-down subsidiary) (together referred to as "Subsidiaries").
- The Auditors of the Company have carried out Limited Review of the consolidated financial results for the quarter and half year ended September 30, 2023.
- The Group operates in one reportable business segment of Pharmaceutical products including ingredients and intermediaries.
- The Group had encountered an incident related to information security on May 24, 2023 (hereinafter referred to as "incident"), which affected some of the Group's IT assets. A ransomware group has claimed responsibility for this incident. The Group has acted decisively to control and address the impact of the incident with appropriate protocols for containment and to minimize the risk. The incident had a significant effect on the operations and took considerable time to address the regulatory expectations, qualifications, recertifications, and fine-tuning of the quality and production systems. This has impacted significantly the revenue and profitability of the Group for the half year ended September 30, 2023. The Group believes that no significant legal violations have occurred because of the incident, and the known impacts on the consolidated financial results for the half year ended on September 30, 2023, have been accounted for. Further, the Group has enhanced the security measures to handle the incident and reduce the likelihood of a similar occurrence in the future.
- During the quarter and half year ended, the Group has allotted 325,960 equity shares of Rs.1/- each, fully paid up on exercise of options by employees in accordance with the Company's Employee Stock Option Scheme(s).
- The figures for the corresponding previous periods have been restated/regrouped wherever necessary, to make them comparable.

Place : Hyderabad
Date : November 09, 2023

for and on behalf of the Board

Dr. Krishna Prasad Chigurupati
Chairman and Managing Director
DIN : 00020180

