

Dt: 13.11.2021

To BSE Limited 25 th Floor, Phiroze Jeejeebhoy Towers Dalal Street MUMBAI - 400001 Scrip Code : 532842	To The National Stock Exchange Of India Ltd Exchange Plaza Bandra Kurla Complex, Bandra (East) MUMBAI - 400051 Scrip Code : SRHHYPOLTD
--	---

Dear Sir

Sub: Outcome of Board Meeting & Submission of Un Audited Financial results for the second quarter/half year ended September 30,2021

Ref: Regulations 30 and 33 of SEBI (Listing Obligations and Disclosure Requirements) Regulations, 2015.


The Board of Directors of the Company at its Meeting held today, inter-alia, had Considered and approved Standalone and Consolidated Un Audited Financial results of the Company for the second quarter/ half year ended September 30, 2021.

Copies of Unaudited financial results (Standalone and Consolidated) along with the Limited Review Reports (Standalone and Consolidated) are attached herewith for your reference.

This is for your kind information and records.

Thanking You

Yours faithfully
For Sree Rayalaseema Hi-Strength
Hypo Limited


V Surekha
Company Secretary



Sree Rayalaseema Hi-Strength Hypo Limited

Regd. Office, Gondiparla, Kurnool-518 004 CIN - L24110AP2005PLC045726, Tel: 08518-226656 FAX: 08518-223066

Website: www.tgv group.com email : companysecretary@srhhl.com

STANDALONE UNAUDITED FINANCIAL RESULTS FOR THE QUARTER/HALF YEAR ENDED 30TH SEPTEMBER, 2021

Sl. No.	Particulars	Quarter Ended			Half Year Ended		Year Ended
		30.09.2021 (Un-Audited)	30.06.2021 (Un-Audited)	30.09.2020 (Un-Audited)	30.09.2021 (Un-Audited)	30.09.2020 (Un-Audited)	31.03.2021 (Audited)
I	Revenue from operations	27115.96	28681.56	20,325.09	55797.51	39,804.60	91,082.52
II	Other income	127.37	228.40	81.26	355.78	178.34	663.21
III	Total Revenue (I+II)	27243.33	28909.96	20,406.35	56,153.29	39,982.94	91,745.73
IV	Total Expenditure						
	a) Cost of materials consumed	8286.27	10542.41	8,510.67	18,828.68	16,611.26	34,490.67
	b) Purchases of Stock-in-trade	7655.47	17583.91	5,014.70	25,239.37	7,725.88	28,585.60
	c) Change in inventories of finished goods, work-in progress and stock in	3506.22	(6,672.43)	(512.71)	(3,166.20)	924.90	118.61
	d) Employee benefits expenses	580.14	660.64	515.91	1,240.79	1,035.12	2,368.45
	e) Finance cost	70.79	77.04	187.63	147.82	403.88	547.56
	f) Depreciation/Amortisation expenses	470.67	468.41	1,260.93	939.08	2,521.81	5,060.74
	g) Other expenses	3866.26	3847.50	3,245.78	7,713.76	6,730.15	12,487.38
	Total (a to g)	24435.82	26507.49	18,222.91	50943.31	35,952.99	83,659.01
V	Profit before exceptional items and tax (III-IV)	2807.51	2402.47	2,183.44	5209.98	4,029.95	8,086.72
VI	Exceptional items	-	-	-	-	-	-
VII	Profit before Tax (V+VI)	2807.51	2402.47	2,183.44	5209.98	4,029.95	8,086.72
VIII	Tax expenses						
	Current Tax for the Period	784.79	658.58	808.06	1443.37	1,543.52	3,050.15
	Deferred Tax	(44.61)	(75.06)	(241.95)	(119.67)	(490.06)	(1,022.96)
	Sub Total VIII	740.18	583.52	566.11	1323.70	1,053.46	2,027.19
IX	Profit for the period (VII-VIII)	2067.33	1818.96	1,617.33	3886.28	2,976.49	6,059.53
X	Other comprehensive income						
	Net gain / (losses) on FVTOCI financial instruments	5213.051	1332.64	551.71	6,545.69	2,180.50	2,661.38
	Re-measurement gains/(losses) on defined benefit plans	-	-	-	-	-	29.37
	Tax on above items	(1,312.02)	(335.40)	(138.36)	(1,647.42)	(548.79)	(677.21)
	Sub Total (X)	3901.030	997.24	412.85	4,898.27	1,631.71	2,013.54
XI	Total Comprehensive income (IX+X)	5968.36	2816.19	2,030.18	8784.55	4,608.19	8,073.07
XII	Paidup Equity Share Capital	1716.48	1716.48	1,716.48	1716.48	1,716.48	1,716.48
XIII	Other Equity	-	-	-	-	-	37,083.96
XIV	Earnings per Equity share						
	(a) Basic (Rs.)	12.04	10.60	9.42	22.64	17.34	35.30
	(b) Diluted (Rs.)	12.04	10.60	9.42	22.64	17.34	35.30

For Sree Rayalaseema Hi-Strength Hypo Ltd.



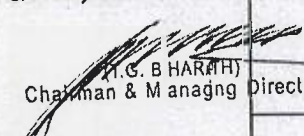
(G. BHARATH)
Chairman & Managing Director.

Standalone Balance sheet as at 30th September, 2021

(All amounts in Lakhs, except otherwise stated)

Particulars	As at 30th Sep, 2021	As at 31st March, 2021
ASSETS		
Non-current assets		
(a) Property, Plant and Equipment	9,127.42	10,161.44
(b) Right-to-use assets on lease	796.34	856.55
(c) Capital work-in-progress	-	44.49
(d) Investment properties	-	2,375.00
(e) Financial assets		
i) Investments	12,374.34	5,045.32
ii) Other financial assets	452.41	432.47
(f) Deferred tax asset	669.38	549.71
(f) Other non-current assets	1,646.87	1,013.95
Total Non-current assets	25,066.76	20,478.93
Current assets		
(a) Inventories	10,017.33	3,970.65
(b) Financial assets		
i) Trade receivables	8,195.66	9,660.33
ii) Cash and cash equivalents	2,493.64	685.50
iii) Bank balances other than Cash and cash equivalents	15,955.01	13,167.75
iv) Loans	95.85	77.02
v) Other financial assets	127.84	287.86
(c) Current Tax Assets (Net)	-	-
(d) Other current assets	1,792.88	3,564.14
Total Current assets	38,678.21	31,413.25
TOTAL ASSETS	63,744.97	51,892.19
EQUITY AND LIABILITIES		
Equity		
(a) Equity Share capital	1,716.48	1,716.48
(b) Other equity	45,868.51	37,083.96
Total Equity	47,584.99	38,800.44
Liabilities		
Non-current liabilities		
(a) Financial liabilities		
i) Borrowings	37.74	51.10
ii) Others	127.99	177.99
iii) Lease Liability	819.78	845.16
(b) Deferred tax liabilities (Net)	-	-
(c) Deferred Government grants	92.95	95.95
(d) Provisions	71.23	84.27
Total Non-current liabilities	1,149.69	1,254.48
Current liabilities		
(a) Financial liabilities		
i) Borrowings	4,574.27	6,065.17
ii) Trade payables		
(A) total outstanding dues of micro enterprises and small enterprises; and	224.89	261.93
(B) total outstanding dues of creditors other than micro enterprises and small enterprises.	5,055.87	941.50
iii) Other financial liabilities For Sree Rayalaseema Hi-Strength Hypo Ltd.	2,117.68	1,661.90
iv) Lease Liability	151.49	171.48
(b) Other current liabilities	1,263.20	1,854.72
(c) Provisions	120.87	94.84
(d) Current tax liability (Net)	1,502.02	785.72
Total Current liabilities	15,010.29	11,837.27
TOTAL LIABILITIES	16,159.98	13,091.75
TOTAL EQUITY AND LIABILITIES	63,744.97	51,892.19




 M. G. B. HARATHY
 Chairman & Managing Director

Standalone Cash flow statement for the period ended 30th Sep, 2021
(All amounts in Lakhs, except otherwise stated)

Particulars	As at 30th Sep, 2021	Year ended 31st March 2021
Cash flow from operating activities		
Profit before tax	5,209.98	8,086.70
Profit before exceptional items and tax	5,209.98	8,086.70
<i>Adjustments to reconcile profit before tax to net cash flows:</i>		
Depreciation and amortisation expenses	939.08	5,060.75
Interest received	(209.25)	(396.21)
Interest paid	147.82	547.56
Interest expense due to amortisation of processing fees	-	1.95
Interest income & expenses due to amortisation of rent deposits	1.27	(9.12)
Income due to government grant recognised	(3.00)	(6.00)
Net gains/(losses) on FVTPL instruments	(70.75)	-
Profit on sale of asset	(3.50)	-
Operating profit before working capital changes	6,011.66	13,285.63
Working capital adjustments:		
(Decrease)/Increase in trade payables	4,077.32	(1,295.79)
(Decrease)/Increase in non-current financial liabilities	(50.00)	50.00
(Decrease)/Increase in current financial liabilities	455.78	165.09
(Decrease)/Increase in other current liabilities	(591.52)	(19.45)
(Decrease)/Increase in short term provisions	26.03	(0.64)
(Decrease)/Increase in long term provisions	(13.04)	15.57
(Increase)/Decrease in non-current financial asset	(18.64)	(9.24)
(Increase)/Decrease in other non-current assets	(635.49)	(4.63)
(Increase)/Decrease in trade receivables	1,464.67	(1,457.31)
(Increase)/Decrease in inventories	(6,046.68)	(299.82)
(Increase)/Decrease in other current assets	1,771.26	303.44
(Increase)/Decrease in financial assets	141.19	13.37
Cash generated from operating activities	6,592.54	10,746.22
Direct taxes paid (net)	(727.07)	(3,692.18)
Net cash flow from operating activities (A)	5,865.47	7,054.04
Cash flows from investing activities		
Purchase of fixed assets, including CWIP or transfer to Inventory	2,574.64	(2,044.18)
Purchase of investment	(2,360.00)	(1,210.16)
Sale of asset	3.50	-
Interest received	209.25	396.21
Redemption/(Investment) of margin money deposit	(2,787.08)	(8,653.57)
Earmarked for dividend	(0.18)	(36.65)
Net cash flow from/ (used in) investing activities (B)	(2,359.88)	(11,548.35)
Cash flows from financing activities		
Interest paid	(107.45)	(458.94)
(Repayment)/Proceeds of long term borrowings	(13.36)	(43.28)
(Repayment)/Proceeds from short term borrowings	(1,490.90)	2,204.54
Dividend paid	-	(429.30)
(Repayment)/Proceeds of lease liability	(85.74)	(257.18)
Net cash flow from/ (used in) in financing activities (C)	(1,697.45)	1,015.84
Net increase/(decrease) in cash and cash equivalents (A + B + C)	1,808.15	(3,478.48)
Cash and cash equivalents at the beginning of the year	685.50	41,63.97
Cash and cash equivalents at the end of the year	2,493.64	685.50
Components of cash and cash equivalents		
Cash on hand	4.64	4.07
Balances with banks		
- in Current Account	2,489.00	681.44
Total cash and cash equivalents	2,493.64	685.50



For  Hi-Strength Hypo Ltd.

(T.G. BHAF) Managing Director
Sharma & Manoj

Segment wise revenue, results and Assets & Liabilities

Sl. No.	Particulars	Quarter Ended			Half Year Ended		Year Ended
		30.09.2021	30.06.2021	30.09.2020	30.09.2021	30.09.2020	31.03.2021
		(Un-Audited)	(Un-Audited)	(Un-Audited)	(Un-Audited)	(Un-Audited)	(Audited)
1	Segment Revenue(see note no.2 below)						
	Chemicals	16,350.48	17,102.27	13,886.43	32,767.87	28,810.79	57,449.41
	Trading	11,334.74	11491.76	5,747.93	22,826.50	9,386.91	32,616.54
	Power Generation	127.37	1,490.88	1,826.61	2,303.13	3,611.46	6,892.41
	Unallocated	127.37	228.40	81.26	355.78	178.34	663.21
	Total	27,939.97	30,313.31	21,542.23	58,253.28	41,987.50	97,621.57
	Less: intersegment Revenue	(696.63)	(1,413.35)	(1,135.88)	(2,099.98)	(2,004.56)	(5,875.84)
	Net Sales/Income from Operations	27,243.33	28,909.96	20,406.35	56,153.29	39,982.94	91,745.73
2	Segment Results						
	(Profit before Tax & Finance Cost)						
	Chemicals	2,164.60	1,691.91	1,121.07	3,856.50	2,956.40	6,209.33
	Trading	319.38	359.22	795.17	678.60	806.99	897.72
	Power Generation	266.94	199.98	373.57	466.92	492.09	864.02
	Unallocated	127.37	228.40	81.26	355.78	178.34	663.21
	Total	2,878.30	2,479.51	2,371.07	5,357.81	4,433.82	8,634.28
	Less: Interest (Net)	(70.79)	(77.04)	(187.63)	(147.82)	(403.88)	(547.56)
	Total Profit Before Tax	2,807.51	2,402.47	2,183.44	5,209.98	4,029.95	8,086.72
3	Segment Assets						
	Chemicals	55,797.41	33,361.80	33,713.95	55,797.41	33,713.95	42,078.09
	Trading	4,346.56	7,485.30	2,006.74	4,346.56	2,006.74	864.93
	Power Generation	2,931.63	3,725.18	4,562.01	2,931.63	4,562.01	3,903.85
	Others	669.38	7892.46	3,955.30	669.38	3,955.30	5,045.32
	Total	63,744.97	52,464.74	44,238.00	63,744.97	44,238.00	51,892.19
4	Segment Liabilities						
	Chemicals	11,296.74	8,656.65	8,149.50	11,296.74	8,149.50	12,922.43
	Trading	4,863.24	4,973.92	147.35	4,863.24	147.35	153.42
	Power Generation	-	17.53	176.27	-	176.27	15.90
	Others	-	-	-	-	-	-
	Total	16,159.98	13,648.10	8,473.12	16,159.98	8,473.12	13,091.75

Notes

- 1 The above Standalone Un audited Financial Results for the second quarter/ half year ending 30.09.2021 were reviewed by the audit Committee and approved by the Board of Directors at their respective meetings held on 13.11.2021. The Statutory Auditors have carried out Limited Review of the above financial results .
- 2 During the quarter, the Company commenced real estate activities by transferring investment property to stock in trade and revenues will be realized from subsequent quarters. Hence, revenues from the segment are not considered in this quarter.
- 3 The above financial results have been prepared in accordance with Indian Accounting Standards (Ind AS) notified under Companies (Indian Accounting Standards) Rules,2015.
- 4 The figures of the previous period have been rearranged / regrouped wherever necessary to make them comparable.

For Sree Rayalaseema Hi-Strength Hypo Limited

Date: 13th November,2021
Place: Kurnool.



[Signature]
Bharath
Chairman & Managing Director
DIN: 00125087



TADINARAYANA & CO.,
CHARTERED ACCOUNTANTS

Independent Auditor's Limited Review Report on Quarterly Unaudited Standalone Financial results of M/s. SreeRayalaseema Hi-Strength Hypo Limited pursuant to Regulation 33 of the SEBI(Listing Obligation and Disclosure Requirements) Regulations,2015, as amended.

To
The Board of Directors
M/s. SreeRayalaseema Hi-Strength Hypo Limited

We have reviewed the accompanying Standalone statement of unaudited financial Results ('the statement') of M/s. SreeRayalaseema Hi-Strength Hypo Limited ('the Company') Registered Office: Gondiparla, Kurnool - 518004, Andhra Pradesh for the quarter ended **30th September, 2021** attached herewith, being submitted by the Company pursuant to the requirement of Regulation 33 of SEBI (Listing Obligation and Disclosure Requirements) Regulations, 2015 ('the Regulation') as amended, read with SEBI Circular No. CIR/CFD/CMD1/44/2019, dated 29th March, 2019 ('the Circular') and applicable amendments thereto.

The preparation of the statement in accordance with the recognition and measurement principles laid down in Indian Accounting Standard 34, (Ind AS 34) 'Interim Financial Reporting' prescribed under Section 133 of the Companies Act, 2013, as amended, read with relevant rules issued thereunder and other accounting principles generally accepted in India, read with the Circular is the responsibility of the Company's management and has been approved by the Board of Directors of the Company on 13th November, 2021. Our responsibility is to express a conclusion on the statement based on our review.


We conducted our review of the Statement in accordance with the Standard on Review Engagements (SRE) 2410, 'Review of Interim Financial Information performed by the Independent Auditor of the Entity' issued by the Institute of Chartered Accountants of India (ICAI). A review of interim financial information limited to making inquiries, primarily of Company's personnel responsible for financial and accounting matters, and applying analytical procedures to financial data and other review procedures. A review is substantially less in scope than audit conducted in accordance with Standards on Auditing specified under Section 143(10) of the Companies Act, 2013 and consequently does not enable us to obtain assurance that we would become aware of all significant matters that might be identified in an audit thus provides less assurance than audit. We have not performed an audit and accordingly, we do not express an audit opinion.

Based on our review conducted as stated above, nothing has come to our attention that causes me to believe that the accompanying Statement, prepared in accordance with the recognition and measurement principles laid down in the applicable Indian Accounting Standards ('Ind AS') specified under section 133 of the Companies Act, 2013, as amended, read with relevant rules there under and other recognized accounting practices and policies has not disclosed the information required to be disclosed in terms of Regulation, read with the Circular, including the manner in which it is to be disclosed, or that it contains any material misstatement.

Place : Kurnool
Date : 13th November, 2021
UDIN: 21025266AAAHH1299



For T. ADINARAYANA & CO.
Chartered Accountants
Firm Regn. No. 0000415


Y.P. RAO B.Com., F.C.A.
Partner - (M.No: 025266)

Sree Rayalaseema Hi-Strength Hypo Limited

Regd. Office, Gondiparla, Kurmool-518 004 CIN - L24110AP2005PLC045726, Tel: 08518-226656 FAX: 08518-223066

Website: www.tgvgroup.com email : companysecretary@srhhl.com

CONSOLIDATED UNAUDITED FINANCIAL RESULTS FOR THE QUARTER/HALF YEAR ENDED 30TH SEPTEMBER, 2021

Sl. No.	Particulars	Quarter Ended			Half Year Ended		Year Ended
		30.09.2021 (Un-Audited)	30.06.2021 (Un-Audited)	30.09.2020 (Un-Audited)	30.09.2021 (Un-Audited)	30.09.2020 (Un-Audited)	31.03.2021 (Audited)
I	Revenue from operations	27115.96	28681.56	2032.509	55797.51	39,804.60	91,082.52
II	Other income	127.37	228.40	81.26	355.78	178.34	663.21
III	Total Revenue (I+II)	27243.33	28909.96	20406.35	56,153.29	39,982.94	91,745.73
IV	Total Expenditure						
	a) Cost of materials consumed	8286.27	10542.41	8510.67	18,828.68	16,611.26	34,490.67
	b) Purchases of Stock-in-trade	7655.47	17583.91	5014.70	25,239.37	7,725.88	28,585.60
	c) Change in inventories of finished goods, work-in progress and stock in	3506.22	(6,672.43)	(512.71)	(3,166.20)	924.90	118.61
	d) Employee benefits expenses	580.14	660.64	515.91	1,240.79	1,035.12	2,368.45
	e) Finance cost	70.79	77.04	187.63	147.82	403.88	547.56
	f) Depreciation/Amortisation expenses	470.67	468.41	1260.93	939.08	2,521.81	5,060.75
	g) Other expenses	3866.56	3847.83	3246.12	7,714.39	6,730.82	12,489.75
	Total (a to g)	24436.12	26507.82	18223.25	50943.94	35,953.67	83,661.39
V	Profit before exceptional items and tax (III-IV)	2807.21	2402.14	2183.10	5209.35	4,029.27	8,084.34
VI	Exceptional items	-	-	-	-	-	-
VII	Profit before Tax (V+VI)	2807.21	2402.14	2183.10	5209.35	4,029.27	8,084.34
VIII	Tax expenses						
	Current Tax for the Period	784.79	658.58	808.06	1443.37	1,543.52	3,050.14
	Deferred Tax	(44.61)	(75.06)	(241.95)	(119.67)	(490.06)	(1,022.96)
	Sub Total VIII	740.18	583.52	566.11	1323.70	1,053.46	2,027.18
IX	Profit for the period (VII-VIII)	2067.02	1818.62	1616.99	3885.65	2,975.81	6,057.16
X	Other comprehensive income						
	Net gain/(losses) on FVTOCI financial instruments	5213.051	1332.64	551.71	6,545.69	2,180.50	2,661.38
	Re-measurement gains/(losses) on defined benefit plans	-	-	-	-	-	29.36
	Tax on above items	(1,312.02)	(335.40)	(138.86)	(1,647.42)	(548.79)	(677.21)
	Sub Total (X)	3901.030	997.24	412.85	4,898.27	1,631.71	2,013.53
XI	Total Comprehensive income (IX+X)	5968.05	2815.86	2029.84	8783.92	4,607.52	8,070.69
XII	Paidup Equity Share Capital	1716.48	1716.48	1716.48	1716.48	1,716.48	1,716.48
XIII	Other Equity	-	-	-	-	-	37,081.11
XIV	Earnings per Equity share						
	(a) Basic (Rs.)	12.04	10.60	9.42	22.64	17.34	35.29
	(b) Diluted (Rs.)	12.04	10.60	9.42	22.64	17.34	35.29



For Sree Rayalaseema Hi-Strength Hypo Ltd.

(Signature)
G. BHARATH
Chairman & Managing Director

Consolidated Balance sheet as at 30th September, 2021

(All amounts in Lakhs, except otherwise stated)

Particulars	As at 30th Sep, 2021	As at 31st March, 2021
ASSETS		
Non-current assets		
(a) Property, Plant and Equipment	9,127.43	10,161.44
(b) Right-to-use assets on lease	796.34	856.55
(c) Capital work-in-progress	-	44.49
(d) Investment properties	-	2,375.00
(e) Financial assets		
i) Investments	12,363.34	5,034.32
ii) Other financial assets	452.41	432.47
(f) Deferred tax asset	669.38	549.71
(f) Other non-current assets	1,651.79	1,016.36
Total Non-current assets	25,060.69	20,470.34
Current assets		
(a) Inventories	10,017.34	3,970.65
(b) Financial assets		
i) Trade receivables	8,195.66	9,660.33
ii) Cash and cash equivalents	2,504.60	698.99
iii) Bank balances other than Cash and cash equivalents	15,955.01	13,167.75
iv) Loans	95.85	77.02
v) Other financial assets	127.83	287.86
(c) Current Tax Assets (Net)	-	-
(d) Other current assets	1,792.88	3,564.14
Total Current assets	38,689.17	31,426.74
TOTAL ASSETS	63,749.86	51,897.09
EQUITY AND LIABILITIES		
Equity		
(a) Equity Share capital	1,716.48	1,716.48
(b) Other equity	45,865.02	37,081.11
Total Equity	47,581.50	38,797.59
Liabilities		
Non-current liabilities		
(a) Financial liabilities		
i) Borrowings	37.74	51.10
ii) Others	127.99	177.99
iii) Lease Liability	819.78	845.16
(b) Deferred tax liabilities (Net)	-	-
(c) Deferred Government grants	92.95	95.95
(d) Provisions	71.23	84.27
Total Non-current liabilities	1,149.69	1,254.48
Current liabilities		
(a) Financial liabilities		
i) Borrowings	4,574.27	6,065.17
ii) Trade payables		
(A) total outstanding dues of micro enterprises and small enterprises; and	224.89	261.93
(B) total outstanding dues of creditors other than micro enterprises and small enterprises.	5,055.87	941.50
iii) Other financial liabilities	2,117.68	1,661.90
iv) Lease Liability For Sree Rayalaseema Hi-Strength Hypo Ltd.	151.49	171.48
(b) Other current liabilities	1,271.57	1,862.47
(c) Provisions	120.87	94.84
(d) Current tax liability (Net)	1,502.02	785.72
Total Current liabilities	15,018.66	11,845.02
TOTAL LIABILITIES	16,168.36	13,099.50
TOTAL EQUITY AND LIABILITIES	63,749.86	51,897.09



T. GBHARATI
Chairman & Managing Director

Consolidated Cash flow statement for the period ended 30th Sep, 2021
(All amounts in Lakhs, except otherwise stated)

Particulars	As at 30th Sep, 2021	Year ended 31 st March 2021
Cash flow from operating activities		
Profit before tax	5,209.35	8,084.32
Profit before exceptional items and tax	5,209.35	8,084.32
<i>Adjustments to reconcile profit before tax to net cash flows:</i>		
Depreciation and amortisation expenses	939.08	5,060.75
Interest received	(209.25)	(396.21)
Interest paid	147.82	547.56
Interest expense due to amortisation of processing fees	-	1.95
Interest income & expenses due to amortisation of rent deposits	1.27	(9.12)
Income due to government grant recognised	(3.00)	(6.00)
Net gains/(losses) on FVTPL instruments	(70.75)	-
Profit on sale of asset	(3.50)	-
Operating profit before working capital changes	6,011.02	13,283.26
Working capital adjustments:		
(Decrease)/Increase in trade payables	4,077.32	(129,5.79)
(Decrease)/Increase in non-current financial liabilities	(50.00)	50.00
(Decrease)/Increase in current financial liabilities	455.78	165.09
(Decrease)/Increase in other current liabilities	(590.90)	(12.29)
(Decrease)/Increase in short term provisions	26.03	(0.64)
(Decrease)/Increase in long term provisions	(13.04)	15.57
(Increase)/Decrease in non-current financial asset	(18.64)	(9.24)
(Increase)/Decrease in other non-current assets	(638.01)	(7.04)
(Increase)/Decrease in trade receivables	1,464.67	(1,457.31)
(Increase)/Decrease in inventories	(6,046.68)	(299.82)
(Increase)/Decrease in other current assets	1,771.26	303.44
(Increase)/Decrease in financial assets	141.19	13.37
Cash generated from operating activities	6,590.01	10,748.60
Direct taxes paid (net)	(727.07)	(3,692.18)
Net cash flow from operating activities (A)	5,862.94	7,056.42
Cash flows from investing activities		
Purchase of fixed assets, including CWIP or transfer to inventory	2,574.64	(2,044.18)
Purchase of investment	(2,360.00)	(1,200.16)
Sale of asset	3.50	-
Interest received	209.25	396.21
Redemption/(Investment) of margin money deposit	(2,787.08)	(8,653.57)
Earmarked for dividend	(0.18)	(36.65)
Net cash flow from/ (used in) investing activities (B)	(2,359.88)	(11,538.35)
Cash flows from financing activities		
Interest paid	(107.45)	(458.94)
(Repayment)/Proceeds of long term borrowings	(13.36)	(43.28)
(Repayment)/Proceeds from short term borrowings	(1,490.90)	2204.54
Dividend paid	-	(429.29)
(Repayment)/Proceeds of lease liability	(85.74)	(257.18)
Net cash flow from/ (used in) in financing activities (C)	(1,697.45)	1,015.85
Net increase/(decrease) in cash and cash equivalents (A + B + C)	1,805.61	(3,466.08)
Cash and cash equivalents at the beginning of the year	698.99	4,165.06
Cash and cash equivalents at the end of the year	2,504.60	698.99
Components of cash and cash equivalents		
Cash on hand For Sree Rayalaseema Hi-Strength Hypo Ltd.	4.64	4.06
Balances with banks		
- in Current Account	2,499.96	694.93
Total cash and cash equivalents	2,504.60	698.99



(T. B BHARATH)
Chairman & Managing Director

Segment wise revenue, results and Assets & Liabilities

Sl. No.	Particulars	Quarter Ended			Half Year Ended		Year Ended
		30.09.2021	30.06.2021	30.09.2020	30.09.2021	30.09.2020	31.03.2021
		(Un-Audited)	(Un-Audited)	(Un-Audited)	(Un-Audited)	(Un-Audited)	(Audited)
1	Segment Revenue (see note no.3 below)						
	Chemicals	16,350.48	17,102.27	13,886.43	32,767.87	28,810.79	57,449.41
	Trading	11,334.74	11,491.76	5,747.93	22,826.50	9,386.91	32,616.54
	Power Generation	127.37	1,490.88	1,826.61	2,303.13	3,611.46	6,892.41
	Unallocated	127.37	228.40	81.26	355.78	178.34	663.21
	Total	27,939.97	30,313.31	21,542.23	58,253.28	41,987.50	97,621.57
	Less: Intersegment Revenue	(696.63)	(1,403.35)	(1,135.88)	(2,099.98)	(2,004.56)	(5,875.84)
	Net Sales/Income from Operations	27,243.33	28,909.96	20,406.35	56,153.29	39,982.94	91,745.73
2	Segment Results (Profit before Tax & Finance Cost)						
	Chemicals	2,164.30	1,691.57	1,120.73	3,855.87	2,955.73	6,206.95
	Trading	319.38	359.22	795.17	678.60	806.99	897.72
	Power Generation	266.94	199.98	373.57	466.92	492.09	864.02
	Unallocated	127.37	228.40	81.26	355.78	178.34	663.21
	Total	2,878.00	2,479.18	2,370.73	5,357.17	4,433.15	8,631.90
	Less: Interest (Net)	(70.79)	(77.04)	(187.63)	(147.82)	(403.88)	(547.56)
	Total Profit Before Tax	2,807.21	2,402.14	2,183.10	5,209.35	4,029.27	8,084.34
3	Segment Assets						
	Chemicals	55,797.41	33,361.80	33,713.95	55,797.41	33,713.95	42,078.09
	Trading	4,346.56	7,485.30	2,006.74	4,346.56	2,006.74	864.93
	Power Generation	2,931.63	3,725.18	4,562.01	2,931.63	4,562.01	3,903.85
	Others	669.38	7,892.46	3,955.30	669.38	3,955.30	5,045.32
	Total	63,744.97	52,464.74	44,238.00	63,744.97	44,238.00	51,892.19
4	Segment Liabilities						
	Chemicals	11,296.74	8,656.65	8,149.50	11,296.74	8,149.50	12,922.43
	Trading	4,863.24	4,973.92	147.35	4,863.24	147.35	153.42
	Power Generation	-	17.53	176.27	-	176.27	15.90
	Others	-	-	-	-	-	-
	Total	16,159.98	13,648.10	8,473.12	16,159.98	8,473.12	13,091.75

Notes


- The above Standalone Un audited Financial Results for the second quarter/ half year ending 30.09.2021 were reviewed by the audit Committee and approved by the Board of Directors at their respective meetings held on 13.11.2021. The Statutory Auditors have carried out Limited Review of the above financial results.
- The consolidated Financial results for the quarter includes financials of one Wholly Owned Subsidiary Company. The Company presently holds 24% in the share capital of M/s M V Salts & Chemicals Private Limited but not considered for consolidation as per equity method in Ind AS-28.
- During the quarter, the Company commenced real estate activities by transferring investment property to stock in trade and revenues will be realized from subsequent quarters. Hence, revenues from the segment are not considered in this quarter.
- The above financial results have been prepared in accordance with Indian Accounting Standards (Ind AS) notified under Companies (Indian Accounting Standards) Rules, 2015.
- The figures of the previous period have been rearranged / regrouped wherever necessary to make them comparable.

For Sree Rayalaseema Hi-Strength Hypo Limited

Date: 13th November, 2021
Place: Kurnool.



G Bharath
Chairman & Managing Director
DIN: 00125087



TADINARAYANA & CO.,
CHARTERED ACCOUNTANTS

Independent Auditor's Limited Review Report on Quarterly Unaudited Consolidated Financial results of M/s. SreeRayalaseema Hi-Strength Hypo Limited pursuant to Regulation 33 of the SEBI (Listing Obligation and Disclosure Requirements) Regulations, 2015, as amended.

Review Report to
The Board of Directors
M/s. SreeRayalaseema Hi-Strength Hypo Limited

1. We have reviewed the accompanying Statement of Unaudited Consolidated Financial results ("the Statement") of M/s. M/s. SreeRayalaseema Hi-Strength Hypo Limited ('the Parent'), its subsidiaries (the Parent and its subsidiary together referred to as 'the Group'), Registered Office: Gondiparla, Kurnool – 518004, Andhra Pradesh, for the quarter ended 30 September, 2021 attached herewith, being submitted by the Parent pursuant to the requirement of Regulation 33 of SEBI (Listing Obligation and Disclosure Requirements) Regulations, 2015, as amended ('the Regulation'), read with SEBI Circular No. CR/CFD/CMD1/44/2019 dated 29th March, 2019 ('the Circular') and applicable amendments thereto.

2. This Statement, which is the responsibility of the Parent's Management and approved by the Parent's Board of Directors, has been prepared in accordance with the recognition and measurement principles laid down in the Indian Accounting Standard 34, (Ind AS 34) "Interim Financial Reporting" prescribed under Section 133 of the Companies Act, 2013 as amended, read with relevant rules issued thereunder and other accounting principles generally accepted in India read with the Circular. Our responsibility is to express a conclusion on the Statement based on our review.

3. We conducted our review of the Statement in accordance with the Standard on Review Engagement (SRE) 2410, 'Review of Interim Financial Information performed by the Independent Auditor of the Entity' issued by the Institute of Chartered Accountants of India. A review of interim financial information limited to making inquiries, primarily of Parent's personnel responsible for financial and accounting matters, and applying analytical and other review procedures. A review is substantially less in scope than audit conducted in accordance with Standards on Auditing specified under Section 143(10) of the Companies Act, 2013 and consequently does not enable us to obtain assurance that we would become aware of all significant matters that might be identified in an audit thus provides less assurance than audit. We have not performed an audit and accordingly, we do not express an audit opinion.

4. The statement includes the results of a subsidiary entity viz., TGV Sodium & Electrolyte Private Limited

5. Based on our review conducted and procedures performed as stated in paragraph 3 above, and based on the consideration of the review reports of the other auditors referred to in paragraph 6 and 7 below, nothing has come to our attention that causes us to believe that the accompanying Statement, prepared in accordance with the recognition and measurement principles laid down in the aforesaid Indian Accounting Standards (Ind AS) and other accounting principles generally accepted in India, has not disclosed the information required to be disclosed in terms of Regulation 33 of the SEBI (Listing Obligations and Disclosure Requirements) Regulations, 2015 as amended, including the manner in which it is to be disclosed, or that it contains any material misstatement.






TADINARAYANA & CO.,
CHARTERED ACCOUNTANTS

6. We did not review the interim financial results of one subsidiary included in the consolidated unaudited financial results, whose interim financial results reflect total assets of Rs.15.88 lakhs as at September 30, 2021 and nil revenue, total net loss of Rs. 0.63 Lakhs for the quarter ended September 30, 2021, as considered in the stand alone unaudited interim financial results of the said Subsidiary entity included in the Group. The interim financial results have not been reviewed by us. These interim financial results have been reviewed by other auditors whose reports have been furnished to us by the Management and our conclusion on the Statement, in so far as it relates to the amounts and disclosures included in respect of this subsidiary is based solely on the reports of the other auditors and the procedures performed by us as stated in paragraph 3 above. According to the information and explanations given to us by the Management, these interim financial results are not material to the Group.


Our conclusion on the statement is not modified in respect of these matters.

7. Our Conclusion on the Statement is not modified in respect of our reliance on the interim financial results certified by the Management.

Place :Kurnool
Date :13th November, 2021
UDIN: 21025266AAAAHI3530



For T. ADINARAYANA & CO.
Chartered Accountants
Firm Regn.No. 000041S


Y.P. RAO B.Com., F.C.A.
Partner - (M.No: 025266)