

SMEL/SE/2023-24/67

October 10, 2023

**The Secretary, Listing Department
BSE Limited**
Phiroze Jeejeebhoy Towers
Dalal Street
Mumbai 400 001
Maharashtra, India
Scrip Code: **543299**

**The Manager - Listing Department
National Stock Exchange of India
Limited** "Exchange Plaza", 5th Floor,
Plot No. C/1, G Block, Bandra-Kurla
Complex, Bandra (East), Mumbai 400
051
Maharashtra, India
Symbol: **SHYAMMETL**

Sub: Sales Release for the 2nd Quarter ended on 30th September, 2023

Dear Sir/Madam,

Pursuant to Regulation 30 of SEBI (LODR) Regulations 2015, kindly find enclosed herewith the Sales Release of the Company for the 2nd Quarter ended on 30th September, 2023.

This is for your information and records.

Thanking you,

Yours faithfully,

For Shyam Metalics and Energy Limited


Birendra Kumar Jain
Company Secretary
Membership No. ACS 8305



Enclosed: As above





OUR BRANDS:



SHYAM METALICS AND ENERGY LIMITED

REG. OFFICE: Trinity Tower, 7th Floor, 83, Topsia Road, Kolkata - 700 046, West Bengal, CIN: L40109WB2002PLC095491 GSTIN: 19AAHCS5842A2ZD

SALES & MARKETING OFFICE: Viswakarma Building, North West Block, 1st, 2nd & 3rd Floor, 86C, Topsia Road, Kolkata - 700 046

T: +91 33 4016 4001 F: +91 33 4016 4025 Email: contact@shyamgroup.com Web: www.shyammetalics.com Follow us on:    

Sales Release for the 2nd Quarter for the Year ended 31st March, 2024

Sponge Iron

Particulars	Monthly Performance					Quarterly Performance		
	September	September	%	August	%	Q2	Q1	%
	FY24	FY23	Change	FY24	Change	FY24	FY24	Change
Quantity in Tonnes	65,783	53,106	23.9%	55,890	17.7%	1,77,373	1,56,178	13.6%
Average Realisation Per Tonne	29,903	31,460	-4.9%	27,358	9.3%	27,788	28,352	-2.0%

- There has been an increase of 17.7% in sale volume as compared to the previous month wherein realizations have also been increased by 9.30%. Also there is an increase in sales in Q-o-Q by 13.60%

Steel Billets

Particulars	Monthly Performance					Quarterly Performance		
	September	September	%	August	%	Q2	Q1	%
	FY24	FY23	Change	FY24	Change	FY24	FY24	Change
Quantity in Tonnes	7,059	16,470	-57.1%	12,322	-42.7%	34,951	49,315	-29.1%
Average Realisation Per Tonne	44,196	47,645	-7.2%	41,891	5.5%	42,070	44,379	-5.2%

- There has been an increase in realization on sale of billets by 5.5% as compared to the previous month. The volume has been decreased by 42.70% as compared to the previous month as the new finished steel capacities are onstream the billet volume sale in the market reduced.

Long Steel including TMT, Wire Rods, Structurals

Particulars	Monthly Performance					Quarterly Performance		
	September	September	%	August	%	Q2	Q1	%
	FY24	FY23	Change	FY24	Change	FY24	FY24	Change
Quantity in Tonnes	85,187	81,549	4.5%	1,00,985	-15.6%	2,96,447	3,12,786	-5.2%
Average Realisation Per Tonne	49,316	52,545	-6.1%	46,749	5.5%	47,490	50,557	-6.1%



SHYAM METALICS AND ENERGY LIMITED

REG. OFFICE: Trinity Tower, 7th Floor, 83, Topsia Road, Kolkata - 700 046, West Bengal, CIN: L40109WB2002PLC095491 GSTIN: 19AAHCS5842A2ZD

SALES & MARKETING OFFICE: Viswakarma Building, North West Block, 1st, 2nd & 3rd Floor, 86C, Topsia Road, Kolkata - 700 046

T: +91 33 4016 4001 F: +91 33 4016 4025 Email: contact@shyamgroup.com Web: www.shyammetalics.com Follow us on:

- There has been an increase in realization on sale of Long Steel Products by 5.5% as compared to the previous month. The volume has been decreased by 15.6% as compared to the previous month.

Steel

Particulars	Monthly Performance					Quarterly Performance		
	September	September	%	August	%	Q2	Q1	%
	FY24	FY23	Change	FY24	Change	FY24	FY24	Change
Quantity in Tonnes	1,58,029	1,51,125	4.6%	1,69,197	-6.6%	5,08,771	5,18,279	-1.8%
Average Realisation Per Tonne	41,006	44,601	-8.1%	39,990	2.5%	40,249	43,278	-7.0%

- The above steel sale is cumulative sale of sponge, billets and long steel as shown above.
- Overall, on a month-on-month basis the realization been increased by 2.5% with decrease in sales volume by 6.6% whereas the volume has slightly decreased by 1.8% on qoq basis and increased by 4.6% in YoY basis.

Pellet

Particulars	Monthly Performance					Quarterly Performance		
	September	September	%	August	%	Q2	Q1	%
	FY24	FY23	Change	FY24	Change	FY24	FY24	Change
Quantity in Tonnes	82,709	1,25,200	-33.9%	74,427	11.1%	2,41,098	3,36,598	-28.4%
Average Realisation Per Tonne	9,019	7,196	25.3%	8,322	8.4%	8,542	9,013	-5.2%

- On a monthly basis the realization per tonne increased by 11.1% and there was a volume increase by 8.4% as compared to Aug FY24.



OUR BRANDS:



SHYAM METALICS AND ENERGY LIMITED

REG. OFFICE: Trinity Tower, 7th Floor, 83, Topsia Road, Kolkata - 700 046, West Bengal, CIN: L40109WB2002PLC095491 GSTIN: 19AAHCS5842A2ZD

SALES & MARKETING OFFICE: Viswakarma Building, North West Block, 1st, 2nd & 3rd Floor, 86C, Topsia Road, Kolkata - 700 046

T: +91 33 4016 4001 F: +91 33 4016 4025 Email: contact@shyamgroup.com Web: www.shyammetalics.com Follow us on:

Ferro Alloys

Particulars	Monthly Performance					Quarterly Performance		
	September	September	%	August	%	Q2	Q1	%
	FY24	FY23	Change	FY24	Change	FY24	FY24	Change
Quantity in Tonnes	13,616	15,903	-14.4%	13,890	-2.0%	43,550	49,039	-11.2%
Average Realisation Per Tonne	99,034	92,148	7.5%	94,643	4.6%	94,437	96,553	-2.2%

- The realisations have increased by 4.6% while volumes have decreased by 2% on a month on month basis as compared to previous month.

Aluminium Foil

Particulars	Monthly Performance					Quarterly Performance		
	September	September	%	August	%	Q2	Q1	%
	FY24	FY23	Change	FY24	Change	FY24	FY24	Change
Quantity in Tonnes	1,106	1,105	0.0%	1,268	-12.8%	3,603	3,654	-1.4%
Average Realisation Per Tonne	3,21,413	3,68,991	-12.9%	3,24,151	-0.8%	3,28,731	3,49,260	-5.9%

- The Aluminium Foil division witnessed a slight fall in realizations as compared to previous month by 0.8% and volumes have also decreased marginally by 12.8%.

About Shyam Metals And Energy Limited (SMEL)

SMEL is a leading integrated metal producing company based in India with a focus on long steel products and ferro alloys. We are amongst the largest producers of ferro alloys, one of the leading players in terms of pellet capacity and the fourth largest player in the sponge iron industry in terms of sponge iron capacity in India.

We have a diversified product mix which enables us to sell both intermediates and final products across the steel value chain. The Company has a consistent track record of delivering profitability since the commencement of our operations in Fiscal 2005.

SMEL has received an upgraded rating of CRISIL AA (Stable) for Long Term Bank Facilities, CRISIL A+ (Stable) for Short Term Bank Facilities. SMEL is one of the least leveraged Steel Company in India.



SHYAM METALS AND ENERGY LIMITED

REG. OFFICE: Trinity Tower, 7th Floor, 83, Topsia Road, Kolkata - 700 046, West Bengal, CIN: L40109WB2002PLC095491 GSTIN: 19AAHCS5842A2ZD
SALES & MARKETING OFFICE: Viswakarma Building, North West Block, 1st, 2nd & 3rd Floor, 86C, Topsia Road, Kolkata - 700 046
T: +91 33 4016 4001 F: +91 33 4016 4025 Email: contact@shyamgroup.com Web: www.shyammetals.com Follow us on: