

Industrial Growth Center, Siltara
Raipur (CG) 493111, India
Tel: +91 771 2216100
Fax : +91 771 2216198/99
PAN No.: AACR6149L
CIN : L27100MH1973PLC 016617
www.seml.co.in
info@seml.co.in

An ISO 9001, ISO 14001 & OHSAS 18001
Certified Company



31st July 2021

BSE Ltd
Phiroze Jeejeebhoy Towers
Dalal Street - Mumbai 400 021
Fax No.: 91-22-22721919,

National Stock Exchange of India Ltd.
Exchange Plaza, Bandra Kurla Complex
Bandra (E), Mumbai - 400051
Fax No: 022-26598120

Security Code: **504614**

Security Code: **SARDAEN**

Dear Sir,

Sub: **Outcome of Board Meeting held on 31st July 2021**

In continuation to earlier intimation, please be informed that the Board of Directors of the Company at their meeting held today, have, interalia, transacted the following business:

1. Approved the unaudited, standalone and consolidated results (financial and segment wise) for the 1st quarter 2021-22 ended 30th June 2021.
The Limited Review Report issued by the Statutory Auditors of the Company on the unaudited standalone and consolidated financial results for the 1st quarter 2021-22 is also enclosed.
2. Approved book closure from 23.08.2021 to 27.08.2021 (both days inclusive) for the purpose of ascertaining the names of the shareholders entitled for dividend for F.Y. 20-21.
3. Approved convening of 48th AGM on 23rd September, 2021.
4. Approved, seeking enabling approval of the shareholders for raising of funds upto an amount not exceeding -
 - a) Rs.1,000 crore through equity/equity related instruments; and
 - b) Rs.500 crore through debt instruments

Please also be informed that:

- a) the results are being filed and published as required; and
- b) the meeting started at 10.30 a.m. and concluded at 1.45 p.m.

A copy of the said results along with the Limited Review Report is enclosed herewith. The results are being published and also made available on the website of the Company at www.seml.co.in.

You are requested to take the above information on record and disseminate the same for the information of the stakeholders.

Thanking you

Yours faithfully,
For Sarda Energy & Minerals Ltd.


Company Secretary

Encl: As above



STATEMENT OF STANDALONE FINANCIAL RESULTS FOR THE QUARTER ENDED 30/06/2021


(₹ in Crore except per share data)

Particulars	Quarter Ended		Year Ended	
	30.06.2021	31.03.2021	30.06.2020	31.03.2021
	Unaudited		Audited	
1 Income				
a) Income from Operations	617.83	551.08	231.18	1,594.07
b) Other Operating Income	0.87	0.17	0.01	0.89
Revenue from Operations	618.70	551.25	231.19	1,594.96
c) Other Income / (Loss)	(2.70)	27.34	19.45	107.15
Total Income	616.00	578.59	250.64	1,702.11
2 Expenses				
a) Cost of Materials consumed	326.53	329.89	141.74	953.65
b) Purchase of stock in-trade	13.10	23.03	1.27	32.28
c) Changes in inventories of finished goods, work-in-progress and stock-in-trade	11.31	(14.45)	4.65	(12.23)
d) Employee benefit expenses	17.80	18.13	16.50	67.70
e) Finance Costs	7.49	7.73	9.09	34.49
f) Depreciation and amortisation expenses	12.42	12.04	11.95	48.16
g) other expenses	45.10	51.23	30.55	181.65
Total Expenses	433.75	427.60	215.75	1,305.70
3 Profit / (Loss) from ordinary activities before exceptional items (1-2)	182.25	150.99	34.89	396.41
4 Exceptional items-Income / (Expense)	-	(5.84)	(5.59)	(14.52)
5 Profit / (Loss) from ordinary activities before tax	182.25	145.15	29.30	381.89
6 Tax Expense				
Current Tax	50.04	32.66	5.44	80.50
Deferred Tax	(1.76)	1.05	0.96	4.85
7 Net Profit / (Loss) from ordinary activities after tax (5-6)	133.97	111.44	22.90	296.54
Total Profit / (Loss)	133.97	111.44	22.90	296.54
8 Other comprehensive income				
Items that will not be reclassified to profit or loss	0.28	(0.19)	0.41	1.04
Income tax relating to items that will not be reclassified to profit or loss	(0.02)	0.02	(0.03)	(0.08)
Items that will be reclassified to profit or loss	-	-	-	-
Income tax relating to items that will be reclassified to profit or loss	-	-	-	-
9 TOTAL COMPREHENSIVE INCOME , NET OF TAX	134.23	111.27	23.28	297.50
10 Paid up equity share capital (Eq. shares of ₹.10/- each)	36.05	36.05	36.05	36.05
11 Other Equity excluding revaluation reserves				1,974.89
12 Earnings per share of ₹10/- each (not annualised)				
a) Basic	37.16	30.91	6.35	82.26
b) Diluted	37.16	30.91	6.35	82.26

NOTES :-

- The above results have been reviewed by the Audit committee and approved by the Board of Directors of the company in its meeting held on 31st July' 2021.
- The other income includes interest, dividend from subsidiary, share of profit / (loss) in LLP & effect of change in fair value of market investments. Income from LLP (Hydro Power) is seasonal in nature.
- The share transfer books shall remain closed from 23.08.2021 to 27.08.2021 (both days inclusive) for the purpose of dividend for F.Y. 2020-21.
- The figures for the corresponding previous periods have been restated / regrouped, wherever necessary, to make them comparable.

FOR AND ON BEHALF OF BOARD OF DIRECTORS


P.K. JAIN

WHOLETIME DIRECTOR & CFO

Place : RAIPUR
Date : 31.07.2021



SARDA ENERGY & MINERALS LIMITED
Regd. Office: 73A, Central Avenue, Nagpur - 440 018

website: www.seml.co.in email: cs@seml.co.in Ph: 0712-2722407 CIN: L27100MH1973PLC016617

STANDALONE SEGMENT WISE REVENUE, RESULTS, ASSETS AND LIABILITIES FOR THE QUARTER ENDED 30/06/2021
(₹ in Crore)

Particulars	Quarter ended			Year Ended
	30.06.2021	31.03.2021	30.06.2020	31.03.2021
	Unaudited			Audited
1 Segment Revenue				
a) Steel	492.35	428.30	164.80	1,228.19
b) Ferro Alloys	127.45	121.50	64.53	363.17
c) Power	63.74	65.02	34.59	207.37
d) Unallocated	2.56	4.11	2.98	14.81
Total	686.10	618.93	266.90	1,813.54
Less: Inter Segment Revenue	67.40	67.68	35.71	218.58
Net Sales/Income from operations	618.70	551.25	231.19	1,594.96
2 Segment Results				
Profit/(Loss) before tax and interest and forex fluctuation gain/(loss)				
a) Steel	177.11	127.51	30.08	332.52
b) Ferro Alloys	28.98	19.31	7.94	37.97
c) Power	-0.10	1.39	(6.06)	(1.78)
Total	205.99	148.21	31.96	368.71
Less: i) Interest & Forex fluctuation Gain/(Loss)	-6.56	(9.55)	(9.02)	(31.22)
ii) Unallocable expenditure net off unallocable income. Gain/(Loss)	-17.18	6.49	6.36	44.41
Total Profit before tax	182.25	145.15	29.30	381.89
3 Segment Assets				
a) Steel	892.53	823.19	759.35	823.19
b) Ferro Alloys	278.70	291.49	188.90	291.49
c) Power	112.10	107.72	132.59	107.72
d) Unallocated	1,425.04	1,367.55	1,252.34	1,367.55
Total	2,708.37	2,589.95	2,333.18	2,589.95
4 Segment Liabilities				
a) Steel	175.87	172.90	165.06	172.90
b) Ferro Alloys	88.89	114.31	68.99	114.31
c) Power	33.21	32.57	36.61	32.57
d) Unallocated	265.23	259.23	307.78	259.23
Total	563.20	579.01	578.44	579.01

NOTES :-

1 The figures for the corresponding previous periods have been restated / regrouped, wherever necessary, to make

FOR AND ON BEHALF OF BOARD OF DIRECTORS

P.K. JAIN

WHOLETIME DIRECTOR & CFO

Place : RAIPUR
Date : 31.07.2021



STATEMENT OF CONSOLIDATED FINANCIAL RESULTS FOR THE QUARTER ENDED 30/06/2021
(₹ in Crore except per share data)

Particulars	Quarter Ended			Year Ended
	30.06.2021	31.03.2021	30.06.2020	31.03.2021
	Unaudited			Audited
1 Income	823.33	695.45	344.70	2,182.18
Income from Operations	8.86	3.72	2.70	16.63
Other Operating Income	832.19	699.17	347.40	2,198.81
a) Revenue from Operations	(2.18)	42.15	38.23	144.46
b) Other Income				
Total Income	830.01	741.32	385.63	2,343.27
2 Expenses	430.14	435.87	221.38	1,326.15
a) Cost of Materials consumed	18.36	9.28	1.94	21.33
b) Purchase of stock in-trade	19.19	(22.65)	(6.93)	(0.39)
c) Changes in inventories of finished goods, work in progress and stock in trade	24.29	24.35	21.44	88.67
d) Employee benefit expenses	14.93	21.59	20.10	79.10
e) Finance Costs	19.19	18.79	18.63	75.05
f) Depreciation and amortisation expenses	68.45	68.00	55.35	243.49
g) other expenses				
Total Expenses	594.55	555.23	331.91	1,833.40
	235.46	186.09	53.72	509.87
3 Profit/(Loss) from ordinary activities before exceptional items(1-2)		(5.84)	(5.59)	(14.52)
4 Exceptional items-Income / (Expense)	235.46	180.25	48.13	495.35
5 Profit/(Loss) from ordinary activities before tax				
6 Tax Expense	58.98	37.22	6.89	89.48
Current Tax	6.62	4.89	2.20	25.49
Deferred Tax	169.86	138.14	39.04	380.38
7 Net Profit/(Loss) from ordinary activities after tax (5-6)	(1.88)	0.89	(2.68)	(3.96)
8 Share of Profit/(Loss) of Associates and Joint Ventures	167.98	139.03	36.36	376.42
Total Profit / (Loss)	0.24	(0.19)	0.28	(1.27)
9 Other comprehensive income / (loss), net of tax	168.22	138.84	36.64	375.15
10 TOTAL COMPREHENSIVE INCOME , NET OF TAX				
11 Net Profit/(Loss) attributable to	168.06	139.44	35.47	374.89
a) Owner of the Company	(0.08)	(0.41)	0.89	1.53
b) Non Controlling Interest				
12 Other Comprehensive income attributable to	0.26	(0.06)	0.31	(0.13)
a) Owner of the Company	(0.02)	(0.13)	(0.03)	(1.14)
b) Non Controlling Interest				
13 Total Comprehensive income attributable to	168.33	139.39	35.79	374.77
a) Owner of the Company	(0.11)	(0.55)	0.85	0.38
b) Non Controlling Interest	36.05	36.05	36.05	36.05
14 Paid up equity share capital (Eq. shares of ₹.10/- each)				2,185.20
15 Other Equity excluding revaluation reserves				
16 Earnings per share of ₹10/- each (not annualised)	46.62	38.68	9.84	104.00
a) Basic	46.62	38.68	9.84	104.00
b) Diluted				


NOTES :-

- The above results have been reviewed by the Audit committee and approved by the Board of Directors of the company in its meeting held on 31st July '2021.
- These results have been prepared in accordance with the Companies (Indian Accounting Standards) Rules 2015 (Ind AS) as prescribed under Section 133 of the Companies Act, 2013 and other recognized accounting practices and policies to the extent applicable. The above results are prepared after consolidating results of all subsidiaries and joint venture companies.
- The other income also includes effect of mark to market gain/loss on investment.
- The other expenses are net of forex gain of ₹ 2.21 Crore in Quarter ended 30.06.2021.
- The figures for the corresponding previous periods have been restated / regrouped, wherever necessary, to make them comparable.
- The above results are also available on the Company's website - www.seml.co.in and also on the website of BSE and NSE.

The key standalone financial results are given below:

Particulars	Quarter Ended			Year Ended
	30.06.2021	31.03.2021	30.06.2020	31.03.2021
	Unaudited			Audited
Revenue from operations	618.70	551.25	231.19	1,594.96
Profit/(Loss) before tax	182.25	145.15	29.30	381.89
Profit/(Loss) after tax	133.97	111.44	22.90	296.54

FOR AND ON BEHALF OF BOARD OF DIRECTORS


P.K.JAIN
WHOLETIME DIRECTOR & CFO

Place : RAIPUR
Date : 31.07.2021



SARDA ENERGY & MINERALS LIMITED
Regd. Office: 73A, Central Avenue, Nagpur - 440 018

website: www.seml.co.in email: cs@seml.co.in Ph: 0712-2722407 CIN: L27100MH1973PLC016617
SEGMENT WISE REVENUE, RESULTS, ASSETS AND LIABILITIES (CONSOLIDATED) FOR THE QUARTER ENDED 30/06/2021

(₹ in Crore)

Particulars	Quarter Ended			Year Ended
	30.06.2021	31.03.2021	30.06.2020	31.03.2021
	Unaudited			Audited
1 Segment Revenue				
a) Steel	489.90	417.01	164.26	1,216.34
b) Ferro Alloys	340.69	274.19	170.01	900.95
c) Power	122.22	124.00	73.95	427.35
d) Unallocated	(11.25)	(11.16)	2.99	(0.45)
Total	941.56	804.04	411.21	2,544.19
Less: Inter Segment Revenue	109.37	104.87	63.81	345.38
Net Sales/Income from operations	832.19	699.17	347.40	2,198.81
2 Segment Results				
Profit/(Loss) before tax and interest and forex fluctuation gain/(loss)				
a) Steel	177.11	127.51	30.08	332.52
b) Ferro Alloys	93.96	57.79	31.15	133.65
c) Power	6.21	4.52	(1.40)	59.44
Total	277.28	189.82	59.83	525.61
Adjusted by: i) Interest & Forex fluctuation Gain/(Loss)	(12.74)	(21.60)	(18.85)	(64.91)
ii) Unallocable expenditure netoff unallocable income Gain/(Loss)	(29.08)	12.03	7.15	34.65
Total Profit before tax	235.46	180.25	48.13	495.35
3 Segment Assets				
a) Steel	892.53	823.19	759.35	823.19
b) Ferro Alloys	698.15	673.04	538.44	673.04
c) Power	2,350.56	2,299.98	2,176.93	2,299.98
d) Unallocated	708.49	694.69	568.91	694.69
Total	4,649.73	4,490.90	4,043.63	4,490.90
4 Segment Liabilities				
a) Steel	175.88	172.91	165.06	172.91
b) Ferro Alloys	165.70	178.68	121.11	178.68
c) Power	1,342.89	1,332.01	1,150.20	1,332.01
d) Unallocated	504.33	515.75	623.68	515.75
Total	2,188.80	2,199.35	2,060.05	2,199.35

NOTES :-

1 The figures for the previous periods have been restated / regrouped, wherever necessary, to make them comparable.

FOR AND ON BEHALF OF BOARD OF DIRECTORS

P.K.JAIN

WHOLETIME DIRECTOR & CFO

Place : RAIPUR

Date : 31.07.2021

OPSinghania & Co.

CHARTERED ACCOUNTANTS
JDS CHAMBERS, 1ST FLOOR, 6-CENTRAL AVENUE,
CHOUBE COLONY, RAIPUR -492001(C.G.) INDIA
PHONE: 0771- 4041236; 4061216
Email:opsinghania.co@gmail.com

TO THE BOARD OF DIRECTORS OF SARDA ENERGY & MINERALS LIMITED

We have reviewed the accompanying statement of standalone unaudited financial results ('the Statement') of **Sarda Energy & Minerals Limited** ('the Company') for the quarter ended 30th June, 2021, being submitted by the company pursuant to the requirements of Regulation 33 of the SEBI (Listing Obligations and Disclosure Requirements) Regulations, 2015 (as amended), including relevant circulars issued by the SEBI from time to time.

This statement, which is the responsibility of the Company's Management and has been approved by the Company's Board of Directors, has been prepared in accordance with the recognition and measurement principles laid down in Indian Accounting Standard 34, Interim Financial Reporting ('Ind AS 34'), prescribed under section 133 of the Companies Act, 2013 ('the Act'), SEBI Circular CIR/CFD/FAC/62/2016 dated 5th July, 2016, (herein after referred to as 'the SEBI Circular'), and other accounting principles generally accepted in India. Our responsibility is to express a conclusion on the Statement based on our review.

We conducted our review of the Statement in accordance with the Standard on Review Engagements (SRE) 2410 "Review of Interim Financial Information Performed by the Independent Auditor of the Entity", issued by the Institute of Chartered Accountants of India. A review of interim financial information consists of making inquiries, primarily of persons responsible for financial and accounting matters, and applying analytical and other review procedures. A review is substantially less in scope than an audit conducted in accordance with the Standards on Auditing specified under section 143(10) of the Act, and consequently, does not enable us to obtain assurance that we would become aware of all significant matters that might be identified in an audit. Accordingly, we do not express an audit opinion.

Based on our review conducted as above, nothing has come to our attention that causes us to believe that the accompanying Statement, prepared in accordance with the recognition and measurement principles laid down in Ind AS 34, prescribed under section 133 of the Act, the SEBI Circular, and other accounting principles generally accepted in India, has not disclosed the information required to be disclosed in accordance with the requirements of Regulation 33 of the SEBI (Listing Obligations and Disclosure Requirements) Regulations, 2015 (as amended), including the manner in which it is to be disclosed, or that it contains any material misstatement.

For **OPSinghania & Co**

(ICAI Firm Regn. No.002172C)

Chartered Accountants


per Sanjay Singhania
Partner

Membership No.076961

Raipur, 31.07.2021

UDIN: 21076961AAAADH6495



OPSinghania & Co.

CHARTERED ACCOUNTANTS
JDS CHAMBERS, 1ST FLOOR, 6-CENTRAL AVENUE,
CHOUBE COLONY, RAIPUR -492001(C.G.) INDIA
PHONE: 0771- 4041236; 4061216
Email:opsinghania.co@gmail.com

TO THE BOARD OF DIRECTORS OF SARDA ENERGY & MINERALS LIMITED

1. We have reviewed the accompanying statement of unaudited consolidated financial results ('the Statement') of **Sarda Energy & Minerals Limited** ('the Parent') and its subsidiaries (the Parent and its subsidiaries together referred to as 'the Group'), and its share of the net profit/(loss) after tax and total comprehensive income/loss of its associates and joint ventures for the quarter ended 30th June, 2021, being submitted by the Parent pursuant to the requirement of Regulation 33 of the SEBI (Listing Obligations and Disclosure Requirements) Regulations, 2015 (as amended), including relevant circulars issued by the SEBI from time to time.
2. This Statement, which is the responsibility of the Parent's Management and approved by the Parent's Board of Directors, has been prepared in accordance with the recognition and measurement principles laid down in Indian Accounting Standard 34 "Interim Financial Reporting" ('Ind AS 34'), prescribed under Section 133 of the Companies Act, 2013 ('the Act'), SEBI Circular CIR/CFD/FAC/62/2016 dated 5th July, 2016, (herein after referred to as 'the SEBI Circular'), and other accounting principles generally accepted in India. Our responsibility is to express a conclusion on the Statement based on our review.
3. We conducted our review of the Statement in accordance with the Standard on Review Engagements (SRE) 2410 "Review of Interim Financial Information Performed by the Independent Auditor of the Entity", issued by the Institute of Chartered Accountants of India. A review of interim financial information consists of making inquiries, primarily of persons responsible for financial and accounting matters, and applying analytical and other review procedures. A review is substantially less in scope than an audit conducted in accordance with Standards on Auditing specified under section 143(10) of the Act, and consequently, does not enable us to obtain assurance that we would become aware of all significant matters that might be identified in an audit. Accordingly, we do not express an audit opinion.

We also performed procedures in accordance with the SEBI Circular CIR/CFD/CMD1/44/2020 dated 29th March, 2020 issued by the SEBI under Regulation 33 (8) of the SEBI (Listing Obligations and Disclosure Requirements) Regulations, 2015 (as amended), to the extent applicable.

4. The Statement includes the results of the following entities:

List of the subsidiaries:

- i) Sarda Energy & Minerals Hongkong Limited, Hongkong.
- ii) Sarda Global Ventures Pte Limited, Singapore.
- iii) Sarda Global Trading DNCC, Dubai.
- iv) Sarda Metals & Alloys Limited.
- v) Sarda Energy Limited.
- vi) Madhya Bharat Power Corporation Limited.
- vii) Parvatiya Power Limited.
- viii) Sarda Hydro Power LLP.
- ix) Natural Resources Energy Private Limited.
- x) Shri Ram Electricity LLP.
- xi) Chhattisgarh Hydro Power LLP.

List of Associate of Subsidiary Company:

- i) PT Tigadaya Minergy, Indonesia



List of Joint Ventures:


- i) Raipur Infrastructure Company Limited.
- ii) Madanpur South Coal Company Limited.

5. Based on our review conducted and procedures performed as stated in paragraph 3 above and upon consideration of the review reports of other auditors referred to in paragraph 6 below, nothing has come to our attention that causes us to believe that the accompanying Statement, prepared in accordance with the recognition and measurement principles laid down in Ind AS 34, prescribed under section 133 of the Act, the SEBI Circular and other accounting principles generally accepted in India, has not disclosed the information required to be disclosed in accordance with the requirements of Regulation 33 of the SEBI (Listing Obligations and Disclosure Requirements) Regulations, 2015 (as amended), including the manner in which it is to be disclosed, or that it contains any material misstatement.
6. We did not review the interim financial results of one subsidiaries included in the Statement, whose financial information reflects total assets of Rs.808.96 Crores as at 30th June, 2021 and total revenues of Rs.218.87 Crores, total net profit/(loss) after tax of Rs.34.71 Crores, total comprehensive income/(loss) of Rs.34.75 Crores for the quarter ended 30th June, 2021, as considered in the Statement. These interim financial results have been reviewed by other auditor whose report has been furnished to us by the Management, and our conclusion in so far as it relates to the amounts and disclosures included in respect of these subsidiaries, is based solely on the report of such other auditor and the procedures performed by us as stated in paragraph 3 above. Our conclusion on the Statement is not modified in respect of this matter.
7. The Statement also includes the interim financial results of seven subsidiaries included in the Statement, whose financial information reflects total assets of Rs.1949.15 Crores as at 30th June, 2021 and total revenues of Rs.9.64 Crores, total net profit/(loss) after tax of Rs.0.83 Crores, total comprehensive income/(loss) of Rs.(1.09) Crores for the quarter ended 30th June, 2021, as considered in the Statement whose financial results have not been reviewed by us. The Statement also includes the Group's share of net profit/(loss) after tax of Rs.(1.88 Crores), total comprehensive income / (loss) of Rs.(1.88 Crores) for the quarter ended 30th June,2021, as considered in the Statement, in respect of one associates and one joint ventures, based on their interim financial results, which have not been reviewed by their auditors, and have been furnished to us by the Parent's management. Our conclusion on the Statement, and our report in terms of Regulation 33 of the SEBI (Listing Obligations and Disclosure Requirements) Regulations, 2015 (as amended), read with SEBI Circular, in so far as it relates to the aforesaid subsidiaries, associates and joint venture, are based solely on such unreviewed interim financial results. According to the information and explanations given to us by the Management, these interim financial results are not material to the Group. Our conclusion on the Statement is not modified in respect of this matter.

For **OPSinghanian & Co**

(ICAI Firm Regn. No.002172C)

Chartered Accountants


per **Sanjay Singhanian**
Partner

Membership No.076961

Raipur, 31.07.2021

UDIN: 21076961AAAADI5314

