

MTL/SEC/2023-24/39

Date: 04.08.2023

BSE Limited,
Corporate Relationship Department
1st Floor, New Trading Ring
Rotunda Building, P J Towers
Dalal Street, Fort, Mumbai - 400001.

Dear Sir/Madam,

SCRIP Code: 511768 | Company Symbol: MASTERTR

Subject: GLIMPSE OF FINANCIAL PERFORMANCE AND HIGHLIGHTS FOR THE QUARTER ENDED JUNE 30, 2023.

In pursuance to the provisions of Regulations 30 of SEBI (Listing Obligations and Disclosure Requirements) Regulations, 2015, please find attached herewith Glimpse of Financial Performance and highlights for the Quarter ended June 30, 2023.

You are requested to take the above mentioned information on your records.

Thanking You


Yours Faithfully
For Master Trust Limited

Vikas Gupta
Company Secretary and Compliance Officer

Encl.: as above

Highlights

Q1 FY2023-2024



➤ About mastertrust

Snapshot

Wide range of Trading & Investment Solutions

Presence Across India

Daily Average Trading Turnover

Online & Offline Broking Share Ratio

Financial Highlights



About us

mastertrust Group is one of India's leading diversified financial services conglomerate. It provides a broad range of financial products and services to individuals and corporates. Established in 1985, mastertrust Group has been driven by a vision to be a well-diversified financial shop for wealth creation and to be an ideal service provider in the domain of business.



About mastertrust

➤ **Snapshot**

Wide range of Trading & Investment Solutions

Presence Across India

Daily Average Trading Turnover

Online & Offline Broking Share Ratio

Financial Highlights



Snapshot



One of the leading Brokers in Indian Market



Offer Opportunities in wide range of Asset Classes



1700+ Business Partners



1000+ Employees



38 Years of Professional Services



3,00,000 + Customers

About mastertrust

Snapshot

➤ **Wide range of Trading & Investment Solutions**

Presence Across India

Daily Average Trading Turnover

Online & Offline Broking Share Ratio

Financial Highlights



Wide Range of Trading & Investment Solutions

mastertrust offers a wide range of Wealth Products & Trading Solutions.

Online Trading

- Instant Trading & Demat Account
- Trading in Equity, Currency & Commodity
- Personalised Pricing Plans
- Reports & Analysis

Fixed Income Securities

- Tax Free bonds, PSU & Corporate Bonds, Sovereign Gold Bonds & Corporate FDs

Mutual Funds

- Access to Top Mutual Funds
- Expert Assistance
- Reports & Analysis

PMS

- Personalised Assistance
- In-House & Outsourced products
- Market & Research based products

Insurance

- Compare & Buy from the bucket of the leading Insurance products
- Life, Health & General Insurance

Structured Products

- Real estate funds & private equity

About mastertrust

Snapshot

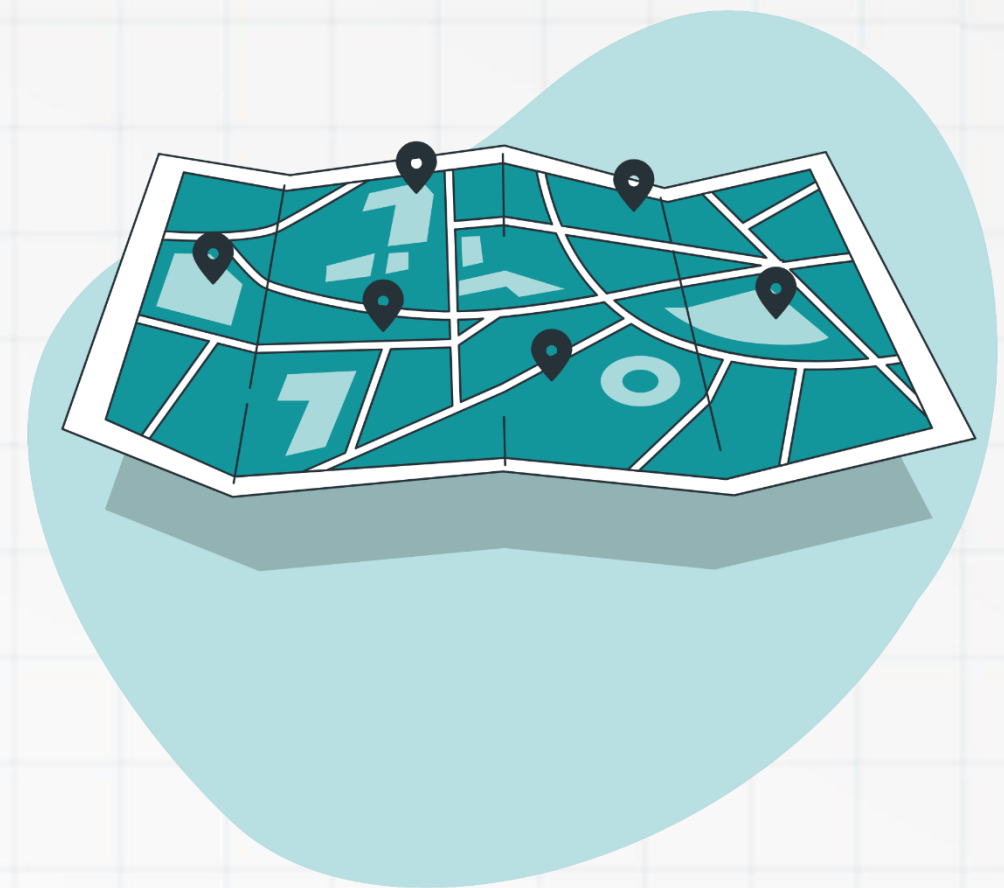
Wide range of Trading & Investment Solutions

➤ **Presence Across India**

Daily Average Trading Turnover

Online & Offline Broking Share Ratio

Financial Highlights



Presence Across India

Andhra Pradesh

Assam

Bihar

Chandigarh

Chhattisgarh

Delhi

Goa

Gujarat

Haryana

Himachal Pradesh

Jammu and Kashmir

Jharkhand

Karnataka

Madhya Pradesh

Maharashtra

Orissa

Puducherry

Punjab

Rajasthan

Tamil Nadu

Telangana

Uttar Pradesh

Uttarakhand

West Bengal



About mastertrust

Snapshot

Wide range of Trading & Investment Solutions

Presence Across India

➤ **Daily Average Trading Turnover**

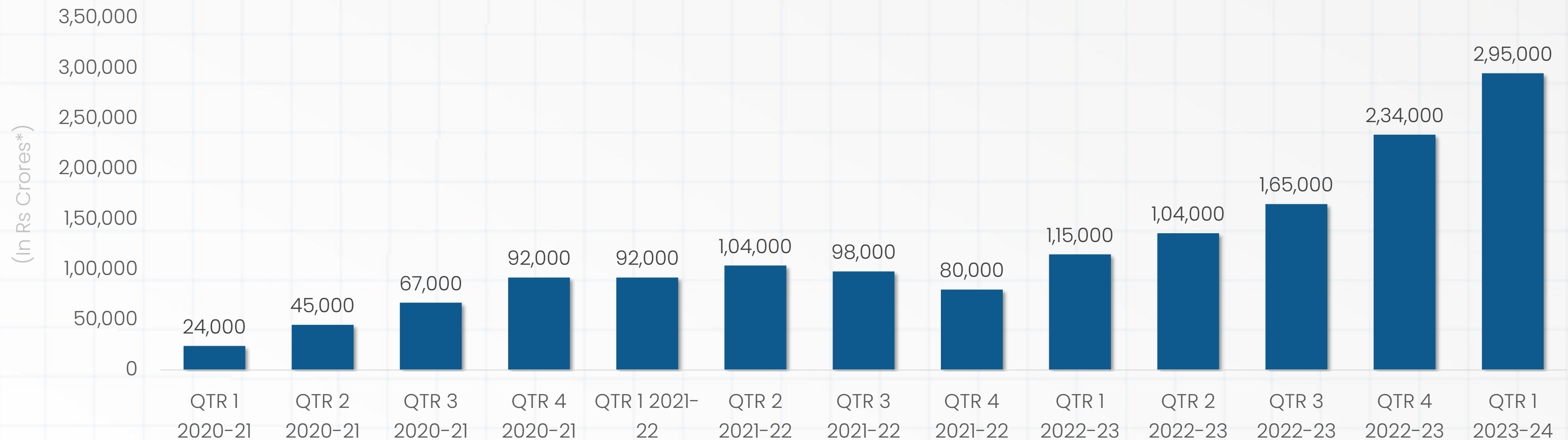
Online & Offline Broking Share Ratio

Financial Highlights



Daily Average Trading Turnover (QOQ)

In Daily Average Trading Turnover, the options turnover is based on Strike plus Premium basis



*Gross Value rounded off to '000

About mastertrust

Snapshot

Wide range of Trading & Investment Solutions

Presence Across India

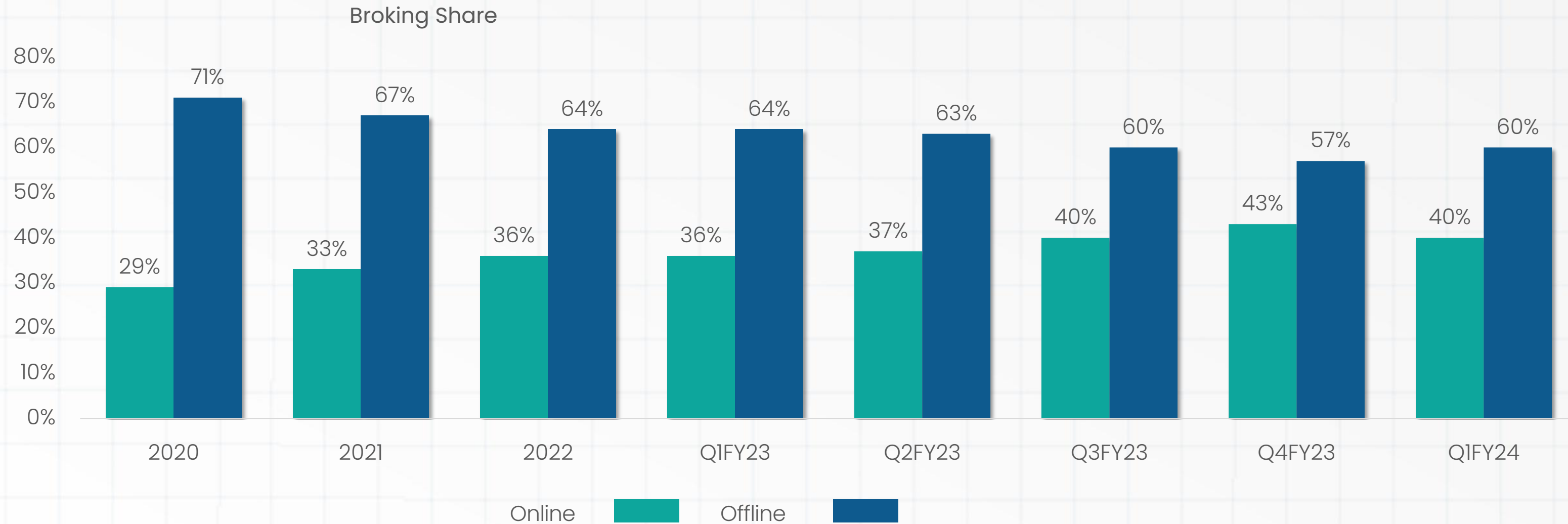
Daily Average Trading Turnover

➤ **Online & Offline Broking Share Ratio**

Financial Highlights



Online & Offline Broking Share Ratio



About mastertrust

Snapshot

Wide range of Trading & Investment Solutions


Presence Across India

Daily Average Trading Turnover

Online & Offline Broking Share Ratio

➤ **Financial Highlights**

www.mastertrust.co.in



Consolidated Financial Highlights






(In Rs. Millions)

Particulars	Quarter Ended 30th June,2023	Quarter Ended 30th June,2022	Quarter Ended 31st March 2023	Year Ended 31st March 2023
Total Income	924.3	794.4	910.6	3393.0
EBITDA	370.7	247.6	326.7	1200.4
Profit Before Tax	248.6	178.4	215.9	847.0
Profit After Tax	191.4	134.4	166.5	658.9
EPS* (In Rs.)	8.8	6.2	7.7	30.3

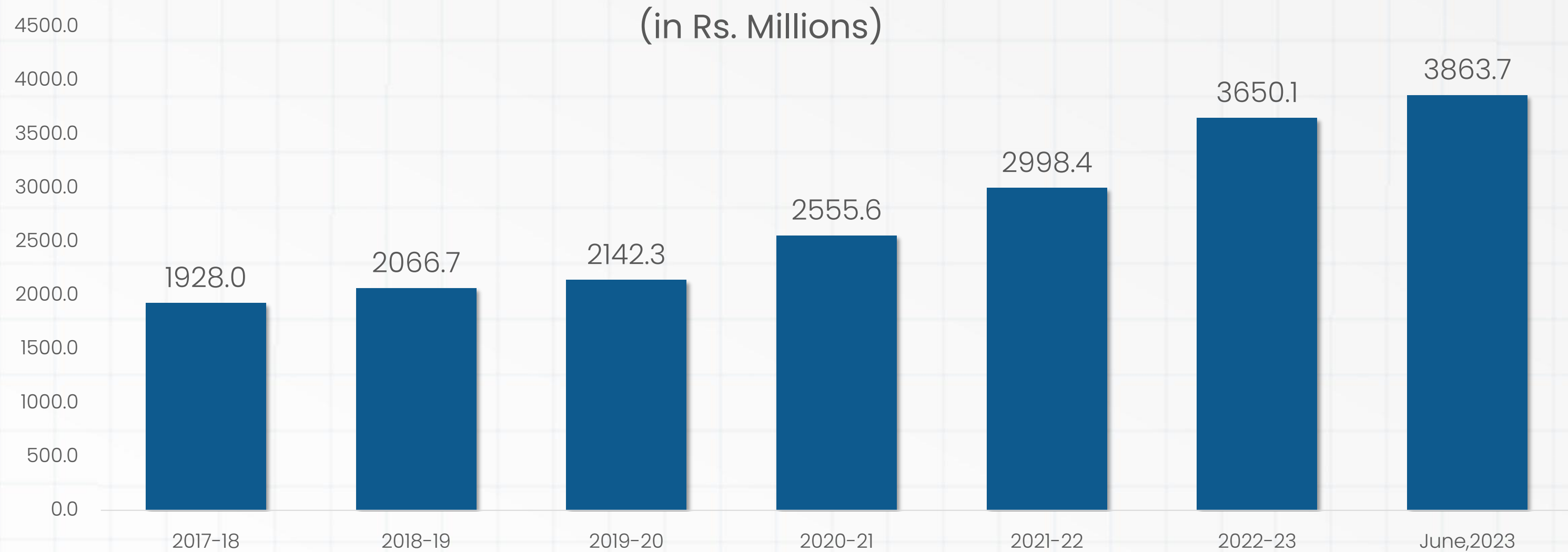
*EPS is calculated on Face Value of Rs. 5 each per share.

Consolidated Growth Numbers

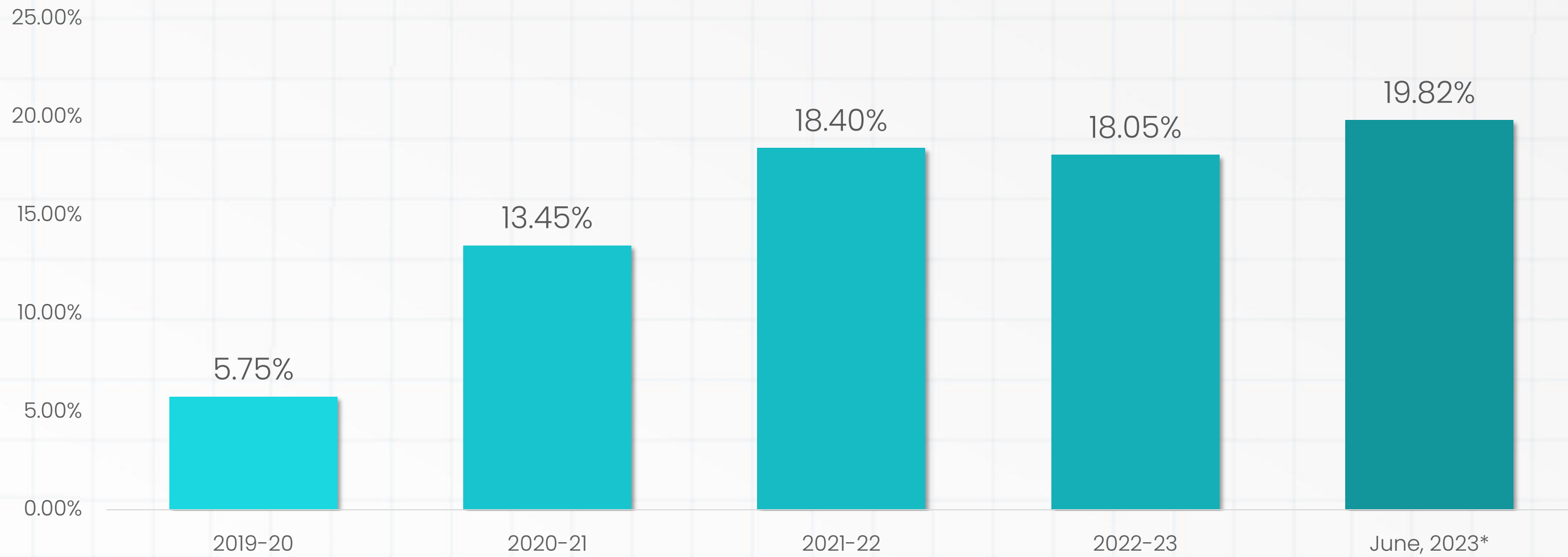
From Q1FY23
to Q1FY24

	TOTAL INCOME INCREASED BY	16.4%
	EBITDA INCREASED BY	49.7%
	PBT INCREASED BY	39.3%
	PAT INCREASED BY	42.4%
	EPS INCREASED BY	41.9%

Net Worth



Return on Equity (ROE)



*Annualized

Disclaimer

This information may contain certain forward-looking statements/details in the current scenario and contains selected information about the activities of “Master Trust Limited” (the “Company”) and its subsidiaries (the “Group”) as at the date of the presentation. It does not purport to present a comprehensive overview of the Group or contain all the information necessary to evaluate an investment in the Company. This is for information purposes only and is not a prospectus, disclosure document or other offering document under any law, nor does it form part of any present or future invitation, recommendation or offer to purchase or sell securities of the Group in any jurisdiction. No part of this information, nor the fact of its distribution, should form the basis of, or be relied on in connection with any contract or commitment or investment decision whatsoever. In addition, as this contains general, summary and selected information about the Group, it may omit material information about the Group and is not a complete description of the Group’s business and the risks relating to it. Therefore, this information should not form the basis of any investment decision to purchase or sell the Group’s securities. The Company under takes no obligation to publicly update or revise any of the opinions or forward looking statements expressed in this section, consequent to new information, future events or otherwise.

Call us

080-69991111

Write to us

helpdesk@mastertrust.co.in

Website

www.mastertrust.co.in

Registered Office

Master Trust Ltd.
Master Chambers, SCO-19, Feroze
Gandhi Market, Ludhiana-141001

