

Speed
Reliability
Value Performance

COMPUAGE INFOCOM LTD

14th November, 2022

To,
The Corporate Services Dept.,
BSE Ltd.,
Phiroze Jeejeebhoy Towers,
Dalal Street,
Mumbai 400 001.

Security Code: 532456
ISIN: INE070C01037

Sub: Unaudited financial results for the quarter and half year ended 30th September, 2022

Dear Sir / Ma'am,

Pursuant to the provisions of Regulation 33 of Securities and Exchange Board of India (Listing Obligations and Disclosure Requirements) Regulations, 2015, please find enclosed herewith following documents considered at the Board Meeting held on Monday, 14th November, 2022:

1. Considered and approved the Standalone and Consolidated Unaudited Financial Results for the quarter and half year ended 30th September, 2022.
2. Considered and took note of the Limited Review Report issued by Chartered Accountants, M/s. Bhogilal C. Shah & Co., for the quarter and half year ended 30th September, 2022.
3. Considered and took note of Statement of Assets and Liabilities as on 30th September, 2022.

Kindly take the same on records and oblige.

Thanking you,

Yours faithfully,

For Compuage Infocom Limited,

Hasti Pala
Company Secretary



Place: Mumbai
Encl.: As above.

BHOGILAL C. SHAH & CO.

CHARTERED ACCOUNTANTS

2A, Shree Pant Bhuvan, 1st floor, Sandhurst Bridge, Mumbai 400 007.

Phone : 2361 0939

PARTNERS :

SNEHAL V. SHAH

B.Com., F.C.A., M.M. (U.S.A.)

SURIL V. SHAH

B.Com., A.C.A., M.B.A. (U.S.A.)

Limited Review Report to the Board of Directors of Compuage Infocom Limited

We have reviewed the accompanying statement of unaudited financial results of Compuage Infocom Limited for the period ended 30th September 2022. This statement is the responsibility of the Company's Management and has been approved by the Board of Directors. Our responsibility is to issue a report on these financial statements based on our review.

We conducted our review of the Statement in accordance with the Standard on Review Engagements (SRE) 2410 "Review of Interim Financial Information Performed by the Independent Auditor of the Entity", issued by the Institute of Chartered Accountants of India. This standard requires that we plan and perform the review to obtain moderate assurance as to whether the financial statements are free of material misstatement. A review is limited primarily to inquiries of company personnel and analytical procedures applied to financial data and thus provides less assurance than an audit. We have not performed an audit and accordingly, we do not express an audit opinion.

Based on our review conducted as above, nothing has come to our attention that causes us to believe that the accompanying statement of unaudited financial results prepared in accordance with applicable accounting standards and other recognized accounting practices and policies has not disclosed the information required to be disclosed in terms of Regulation 33 of the SEBI (Listing Obligations and Disclosure Requirements) Regulations, 2015 including the manner in which it is to be disclosed, or that it contains any material misstatement.

For Bhogilal C. Shah & Co.
Chartered Accountants
(Firm Regn. No. 101424W)



Suril Shah
Partner

Membership No. 42710

UDIN : 22042710BDBPQL8489

Mumbai, November 14, 2022



BHOGILAL C. SHAH & CO.

CHARTERED ACCOUNTANTS

2A, Shree Pant Bhuvan, 1st floor, Sandhurst Bridge, Mumbai 400 007.

Phone : 2361 0939

PARTNERS :

SNEHAL V. SHAH

B.Com., F.C.A., M.M. (U.S.A.)

SURIL V. SHAH

B.Com., A.C.A., M.B.A. (U.S.A.)

Limited Review Report to the Board of Directors of Compuage Infocom Limited

1. We have reviewed the accompanying Statement of Consolidated Unaudited Financial Results of Compuage Infocom Limited ("the Parent") and its subsidiary (the Parent and its subsidiaries together referred to as "the Group"), for the quarter ended 30th September 2022 ("the Statement"), being submitted by the Parent pursuant to the requirement of Regulation 33 of the SEBI (Listing Obligations and Disclosure Requirements) Regulations, 2015, as amended. Attention is drawn to the fact that the consolidated figures for the corresponding quarter ended 30th June 2021 as reported in these financial results have been approved by the Parent's Board of Directors, but have not been subjected to review.

2. This Statement, which is the responsibility of the Parent's Management and approved by the Parent's Board of Directors, has been prepared in accordance with the recognition and measurement principles laid down in Indian Accounting Standard 34 "Interim Financial Reporting" ("Ind AS 34"), prescribed under Section 133 of the Companies Act, 2013, and other accounting principles generally accepted in India. Our responsibility is to express a conclusion on the Statement based on our review.

3. We conducted our review of the Statement in accordance with the Standard on Review Engagements (SRE) 2410 "Review of Interim Financial Information Performed by the Independent Auditor of the Entity", issued by the Institute of Chartered Accountants of India. A review of interim financial information consists of making inquiries, primarily of persons responsible for financial and accounting matters, and applying analytical and other review procedures. A review is substantially less in scope than an audit conducted in accordance with Standards on Auditing and consequently does not enable us to obtain assurance that we would become aware of all significant matters that might be identified in an audit. Accordingly, we do not express an audit opinion.

We also performed procedures in accordance with the circular issued by the SEBI under Regulation 33 (8) of the SEBI (Listing Obligations and Disclosure Requirements) Regulations, 2015, as amended, to the extent applicable.

4. The Statement includes the results of the following entities:

1. Compuage Infocom Ltd.
2. Compuage Infocom (S) Pte. Ltd.

5. Based on our review conducted and procedures performed as stated in paragraph 3 above, nothing has come to our attention that causes us to believe that the accompanying Statement, prepared in accordance with the recognition and measurement principles laid down in the aforesaid Indian Accounting Standard and other accounting principles generally accepted in India, has not disclosed the information required to be disclosed in terms of Regulation 33 of the SEBI (Listing Obligations and Disclosure Requirements) Regulations, 2015, as amended, including the manner in which it is to be disclosed, or that it contains any material misstatement.

For Bhogilal C. Shah & Co.
Chartered Accountants
(Firm Regn. No. 101424W)



Suril Shah
Partner
Membership No. 42710
UDIN : 22042710BDBQCJ2269
Mumbai, November 14, 2022



COMPUGAGE INFOCOM LIMITED

Read Off: D-601/602 & G-601/602, Lotus Corporate Park, Ghatan Firth Steel Compound, Western Exp. Highway, Goregaon-East, Mumbai-400 063.

Tel: 022-67114444, Fax: 022-67114445, Website: www.compugageindia.com

CIN: L99999MH1999PLC135914

STATEMENT OF STANDALONE AND CONSOLIDATED UNAUDITED FINANCIAL RESULTS FOR THE QUARTER AND HALF YEAR ENDED 30th SEPTEMBER 2022

₹ in Lakhs except EPS)

Sr.No	PARTICULARS	STANDALONE				CONSOLIDATED			
		Quarter ended	Half year ended	Year ended	For the quarter ended on	Half year ended	Year ended		
		30/09/2022	30/09/2021	31/03/2022	30/09/2022	30/09/2021	31/03/2022		
		Unaudited	Unaudited	Audited	Unaudited	Unaudited	Audited		
I	Revenue from operations	1,24,179.48	1,12,123.59	4,20,750.18	1,24,179.48	1,12,123.59	4,20,750.18		
II	Other Income	151.70	490.11	1,644.96	151.70	490.11	1,644.96		
III	Total Income (I + II)	1,24,331.19	1,12,613.70	4,22,395.14	1,24,331.19	1,12,613.70	4,22,395.14		
IV	Expenses:								
a	Cost of Goods Sold	1,18,461.21	89,807.63	1,70,612.18	1,18,461.21	89,807.63	1,70,612.18		
b	Employee Benefit expense	851.85	797.88	1,673.08	851.85	797.88	1,673.08		
c	Finance costs	2,232.00	1,952.84	7,442.99	2,232.00	1,952.84	7,442.99		
d	Depreciation and amortisation exp	76.43	78.81	160.65	76.43	78.81	160.65		
e	Other Expenses	1,559.72	1,063.62	2,010.05	1,559.72	1,063.62	2,010.05		
	Total Expenses	1,23,181.21	93,464.72	1,77,933.88	1,23,181.21	93,464.72	1,77,933.16		
V	Profit before Exceptional and Extraordinary Items and Tax (III - IV)	1,149.97	843.91	1,088.24	1,149.97	843.91	1,088.96		
VI	Exceptional items	-	-	-	-	-	-		
VII	Profit before Tax (V - VI)	1,149.97	843.91	1,088.24	1,149.97	843.91	1,088.96		
VIII	Tax Expense including Deferred	309.44	227.86	989.23	309.44	227.86	989.23		
IX	Profit (loss) for the period from continuing operations (VII-VIII)	840.53	616.06	2,676.98	840.53	616.06	2,674.85		
X	Profit (loss) from discontinued op	-	-	-	-	-	-		
XI	Tax Expense of discontinued oper	-	-	-	-	-	-		
XII	Profit (loss) from discontinuing operations after tax (X - XI)	-	-	-	-	-	-		
XIII	Profit (loss) for the period (IX + X + XII)	840.53	616.06	2,676.98	840.53	616.06	2,674.85		
XIV	Other Comprehensive Income								
	(a) Items that will not be reclassified to Profit & Loss								
	- Remeasurement of Defined Employee Benefit Plans	-	-	17.80	-	-	17.80		
	- Income Tax relating to above items	-	-	(4.48)	-	-	(4.48)		
	(b) Items that will be reclassified to Profit & Loss								
	- Foreign Currency Translation difference	-	-	(20.61)	-	-	(20.61)		
	- Income Tax relating to above items	-	-	5.19	-	-	5.19		
	Other Comprehensive Income, Net of Tax	-	-	(2.10)	-	-	(2.10)		
XV	Total Comprehensive Income for the period (XIII+XIV)(Comprising Profit/Loss) and Other	840.53	616.06	2,674.88	840.53	616.06	2,672.75		
XVI	Earnings per equity share (For Continuing operation) (EPS),								
	Basic and diluted EPS (Rs.)	1.29	0.95	4.12	1.29	0.95	4.11		
XVII	Earnings per equity share (For discontinued operation)								
	Basic and diluted EPS (Rs.)	-	-	-	-	-	-		
XVIII	Earnings per equity share (For discontinued & continuing operation)								
	Basic and diluted EPS (Rs.)	1.29	0.95	4.12	1.29	0.95	4.11		





COMPUAGE INFOCOM LIMITED

Statement of Standalone and Consolidated Assets and Liabilities as on September 30, 2022

(Rs.in Lakhs)

Particulars	Stanalone		Consolidated	
	30-Sep-22	31-Mar-22	30-Sep-22	31-Mar-22
A. ASSETS				
1. Non-current assets				
a) Property, plant and equipment	4,728.57	4,855.19	4,728.57	4,855.19
b) Intangible assets	0.47	0.65	0.47	0.65
c) Financial assets				
(i) Investments	133.03	158.22	57.13	82.32
(ii) Others financial assets	332.69	448.05	332.69	448.05
Total non-current assets	5,194.76	5,462.11	5,118.86	5,386.21
2. Current assets				
a) Inventories	35,154.39	43,697.63	35,154.39	43,697.63
b) Financial assets				
(i) Trade receivables	70,800.41	52,083.26	70,800.41	52,083.26
(ii) Cash and cash equivalents	522.80	507.21	525.84	510.05
(iii) Bank balances other than (ii) above	8,962.70	7,958.35	8,962.70	7,958.35
(iv) Loans	335.61	393.12	335.61	393.12
(v) Other financial assets	441.78	804.00	441.78	804.00
c) Current tax assets (net)	-	-	-	-
d) Other current assets	6,176.92	6,805.37	6,620.70	7,219.46
Total current assets	1,22,394.60	1,12,248.94	1,22,841.42	1,12,665.87
TOTAL ASSETS	1,27,589.36	1,17,711.05	1,27,960.28	1,18,052.08
B. EQUITY AND LIABILITIES				
Equity				
a) Equity share capital	1,299.52	1,299.52	1,299.52	1,299.52
b) Other equity	24,753.73	23,427.09	24,799.64	23,473.00
Total equity	26,053.25	24,726.61	26,099.15	24,772.52
Liabilities				
1. Non-current liabilities				
a) Financial liabilities				
(i) Borrowings	4,145.64	4,779.81	4,145.64	4,779.81
b) Provisions	206.91	206.91	206.91	206.91
c) Deferred tax liabilities (net)	421.77	421.77	421.77	421.77
Total non-current liabilities	4,774.32	5,408.49	4,774.32	5,408.49
2. Current liabilities				
a) Financial liabilities				
(i) Borrowings	45,158.29	45,608.12	45,686.80	46,101.28
(ii) Trade payables				
Total outstanding dues of micro and small enterprises	-	-	-	-
Total outstanding dues of creditors other than micro and small enterprises	43,401.20	33,970.80	43,401.20	33,970.80
(iii) Other financial liabilities	5,967.07	6,014.18	5,763.57	5,816.14
b) Other current liabilities	1,775.17	1,783.81	1,775.17	1,783.81
c) Provisions	30.00	30.00	30.00	30.00
d) Current tax liabilities (net)	430.06	169.04	430.06	169.04
Total current liabilities	96,761.80	87,575.95	97,086.81	87,871.07
Total liabilities	1,01,536.12	92,984.44	1,01,861.13	93,279.56
TOTAL EQUITY AND LIABILITIES	1,27,589.36	1,17,711.05	1,27,960.28	1,18,052.08

For Compuage Infocom Limited

Place:

Atul Mehta

Date: November 14, 2022


Chairman and Managing Director

COMPUAGE INFOCOM LIMITED
Statement of standalone Cash Flows for the half year ended September 30, 2022

	Particulars	September 30, 2022	March 31, 2022
A.	Cash Flows From Operating Activities		
	Profit before tax	1,993.89	3,666.21
	<u>Adjustment For:</u>		
	Depreciation and amortisation expenses	155.24	340.69
	Unrealised Exchange Rate Difference (Net)	-	(23.40)
	Finance costs	3,948.77	7,442.99
	Interest income from financial assets measured at amortised cost	(256.26)	(1,627.95)
	Loss / (Gain) on Sale of Property, Plant & Equipment	-	-
	Operating Profit Before Working Capital Changes	5,841.64	9,798.54
	Changes in working capital:		
	Decrease/(Increase) In Inventories	8,543.24	(11,758.83)
	Decrease/(Increase) In Trade Receivables	(18,717.15)	3,392.64
	Decrease/(Increase) In Current Loans	57.51	677.10
	Decrease/(Increase) In Other Current Assets	628.45	3,326.64
	Decrease/(Increase) In Other Financial Assets	362.22	822.58
	Increase /(Decrease) In Trade Payables	9,430.40	9,597.20
	Increase /(Decrease) In Other Financial Liabilities	(47.11)	1,088.63
	Increase /(Decrease) In Other Current Liabilities	(8.64)	(1,797.96)
	Increase /(Decrease) In Non Current provisions	-	40.14
	Total	248.93	5,388.14
	Income tax paid (net of refund)	(275.78)	(600.37)
	Net Cash Inflow/(Outflow) From Operating Activities (A)	5,814.80	14,586.31
B.	Cash Flows From Investing Activities		
	Purchase of Property, plant and equipment	(28.94)	(484.44)
	Sale/Purchase of Property, plant and equipment	-	-
	Sale/(Purchase) of Non-Current Investments	25.19	15.80
	Proceeds from / (Payment of) fixed deposits	(888.99)	(1,541.54)
	Interest received on financial assets measured at amortised cost	256.26	1,627.95
	Net Cash Inflow/(Outflow) From Investing Activities (B)	(636.48)	(382.23)
C.	Cash Flows From Financing Activities		
	Proceeds from / (Repayment of) Current Borrowings	(449.83)	(4,572.62)
	Proceeds from / (Repayment of) Non Current Borrowings	(634.17)	(2,330.65)
	Interest Paid	(3,948.77)	(7,442.99)
	Dividend on Equity shares	(129.95)	(129.95)
	Net Cash Inflow/(Outflow) From Financing Activities (C)	(5,162.72)	(14,476.21)
	Net Increase/(Decrease) In Cash And Cash Equivalents (A+B+C)	15.59	(272.13)
	Cash And Cash Equivalents As At Beginning Of The Year	507.21	779.34
	Cash And Cash Equivalents As At End Of The Year	522.80	507.21

- i) The above Statement of Cash Flows has been prepared under the 'Indirect Method' as set out in the Ind AS 7 - Statement of Cash Flows as notified under the Companies (Indian Accounting Standards) Rules, 2015.

For Compuage Infocom Limited



Atul Mehta
Chairman and Managing Director

Plac Mumbai

Date: November 14, 2022

COMPUAGE INFOCOM LIMITED
Statement of Consolidated Cash Flows for the half year ended September 30, 2022

	Particulars	September 30, 2022	March 31, 2022
A.	Cash Flows From Operating Activities		
	Profit before tax	1,993.89	3,664.08
	<u>Adjustment For:</u>		
	Depreciation and amortisation expenses	155.24	340.69
	Unrealised Exchange Rate Difference (Net)	-	(18.34)
	Finance costs	3,948.77	7,442.99
	Interest income from financial assets measured at amortised cost	(256.26)	(1,627.95)
	Loss / (Gain) on Sale of Property, Plant & Equipment	-	-
	Operating Profit Before Working Capital Changes	5,841.64	9,801.47
	Changes in working capital:		
	Decrease/(Increase) In Inventories	8,543.24	(11,758.83)
	Decrease/(Increase) In Trade Receivables	(18,717.15)	3,392.64
	Decrease/(Increase) In Current Loans	57.51	677.10
	Decrease/(Increase) In Other Current Assets	598.76	3,310.83
	Decrease/(Increase) In Other Financial Assets	362.22	822.58
	Increase /(Decrease) In Trade Payables	9,430.40	9,597.20
	Increase /(Decrease) In Other Financial Liabilities	(52.57)	1,082.86
	Increase /(Decrease) In Other Current Liabilities	(8.64)	(1,797.96)
	Increase /(Decrease) In Non Current provisions	-	40.14
	Total	213.79	5,366.56
	Income tax paid (net of refund)	(275.79)	(600.37)
	Net Cash Inflow/(Outflow) From Operating Activities (A)	5,779.64	14,567.66
B.	Cash Flows From Investing Activities		
	Purchase of Property, plant and equipment	(28.94)	(484.44)
	Sale of Property, plant and equipment	-	-
	Sale/(Purchase) of Non-Current Investments	25.19	15.80
	Proceeds from / (Payment of) fixed deposits	(888.99)	(1,541.54)
	Interest received on financial assets measured at amortised cost	256.26	1,627.95
	Net Cash Inflow/(Outflow) From Investing Activities (B)	(636.48)	(382.23)
C.	Cash Flows From Financing Activities		
	Proceeds from / (Repayment of) Current Borrowings	(414.48)	(4,554.15)
	Proceeds from / (Repayment of) Non Current Borrowings	(634.17)	(2,330.65)
	Interest Paid	(3,948.77)	(7,442.99)
	Dividend on Equity shares	(129.95)	(129.95)
	Net Cash Inflow/(Outflow) From Financing Activities (C)	(5,127.37)	(14,457.74)
	Net Increase/(Decrease) In Cash And Cash Equivalents (A+B+C)	15.79	(272.31)
	Cash And Cash Equivalents As At Beginning Of The Year	510.05	782.36
	Cash And Cash Equivalents As At End Of The Year	525.84	510.05

- i) The above Statement of Cash Flows has been prepared under the 'Indirect Method' as set out in the Ind AS 7 - Statement of Cash Flows as notified under the Companies (Indian Accounting Standards) Rules, 2015.

For Compuage Infocom Limited



Atul Mehta
Chairman and Managing Director

Plac Mumbai

Date: November 14, 2022