



CIN # L99999GJ1987PLC009768

Regd. Office : 9/10, GIDC Industrial Estate, WAGHODIA, Dist. : Vadodara
Ph. # 75 748 06350 E-Mail : co_secretary@20microns.com
Website : www.20microns.com

11th November, 2020

TO :

BOMBAY STOCK EXCHANGE LIMITED Department of Corporate Services Phiroze Jeejeebhoy Towers, Dalal Street, Fort, MUMBAI – 400 001. SCRIP CODE : 533022	NATIONAL STOCK EXCHANGE OF INDIA LIMITED Listing Department Exchange Plaza, Bandra – Kurla Complex, Bandra [East], MUMBAI – 400 051. SCRIP CODE : 20MICRONS
---	---

Dear Sirs,

Re : Un-Audited – Standalone & Consolidated - Financial Results for the Quarter/Half year ended 30.09.2020.

In terms of the provisions of Regulations 30 & 33 of the SEBI [Listing Obligations & Disclosures Requirements] Regulations, 2015 [Listing Regulations], we are sending herewith the Un-audited – Standalone & Consolidated - Financial Results of the Company for the Quarter ended 30.09.2020.

The said Results were reviewed by the Audit Committee of Directors and approved by the Board of Directors of the Company in their respective Meetings held on 11.11.2020.

Further, we are also sending herewith Limited Review Report of M/s. J.H. Mehta & Co., Chartered Accountants, the Statutory Auditors of the Company as required by Regulation 33 of the Listing Regulations.

The Board Meeting commenced 12:30 PM and concluded 15:20 PM.

We request you to kindly arrange to take the above on records of the Exchange and acknowledge receipt thereof.

Thanking you,

Yours faithfully
For 20 Microns Limited

For 20 Microns Limited


[Anuja K. Muley]
Company Secretary

[Anuja K. Muley]
Company Secretary

Encl. : as above.

STATEMENT OF STANDALONE UNAUDITED FINANCIAL RESULTS FOR THE QUARTER AND SIX MONTHS ENDED ON 30TH SEPTEMBER, 2020

Sr. No.	Particulars	(Rs. In Lakhs except EPS)					
		Quarter Ended on			Half year Ended		Year Ended on
		30-09-2020 Unaudited	30-06-2020 Unaudited	30-09-2019 Unaudited	30-09-2020 Unaudited	30-09-2019 Unaudited	31-03-2020 Audited
I	Revenue from Operations	11,658.67	5,455.28	13,120.11	17,113.95	25,901.12	49,005.19
II	Other Income	148.76	115.90	131.48	264.67	179.96	761.38
III	Total Revenue (I + II)	11,807.44	5,571.18	13,251.59	17,378.61	26,081.07	49,766.57
IV	Expenses						
	(a) Cost of materials consumed	5,903.93	3,015.35	7,116.41	8,919.28	13,679.17	26,674.93
	(b) Changes in inventories of finished goods, stock in trade and work in progress	164.42	(79.69)	211.12	84.72	330.04	87.67
	(c) Employee Benefits Expense	736.38	584.52	1,102.44	1,320.90	2,227.07	4,099.35
	(d) Finance Costs	492.40	385.40	507.46	877.81	993.81	2,011.54
	(e) Depreciation, Amortisation and Impairment	317.66	291.97	303.96	609.63	548.50	1,118.73
	(f) Other Expenses	3,116.99	2,136.69	3,157.03	5,253.68	6,291.82	12,260.13
	Total Expenses	10,731.77	6,334.24	12,398.41	17,066.01	24,070.40	46,252.35
V	Profit / (Loss) before Exceptional Items and Tax (III - IV)	1,075.66	(763.07)	853.17	312.60	2,010.67	3,514.22
VI	Exceptional Items	-	-	-	-	-	-
VII	Profit / (Loss) before Tax (V-VI)	1,075.66	(763.07)	853.17	312.60	2,010.67	3,514.22
VIII	Tax Expense						
	(a) Current Tax	106.72	-	226.08	106.72	573.13	921.11
	(b) Deferred Tax	158.48	(873.10)	15.29	(714.62)	24.92	96.46
	Total Tax Expense	265.20	(873.10)	241.37	(607.90)	598.05	1,017.57
IX	Profit / (Loss) for the Period (VII-VIII)	810.47	110.03	611.80	920.50	1,412.62	2,496.65
X	Other Comprehensive Income (after tax)	13.18	5.54	(8.67)	18.72	(25.12)	(152.55)
XI	Total Comprehensive Income for the period (IX+X) (Comprising Profit / (Loss) and Other Comprehensive Income for the Period)	823.64	115.58	603.13	939.22	1,387.50	2,344.10
XII	Paid up Equity Share Capital (Face Value of Rs. 5/- each)	1,764.33	1,764.33	1,764.33	1,764.33	1,764.33	1,764.33
XIII	Earning per Share (Face Value of Rs. 5/- each) - Not Annualised						
	1) Basic	2.30	0.31	1.73	2.61	4.00	7.08
	2) Diluted	2.30	0.31	1.73	2.61	4.00	7.08

See accompanying Notes to the Financial Results

Notes:

- The above results were reviewed and recommended by the Audit Committee and approved by the Board of Directors in their meetings held on November 11, 2020. The above results for the Six months ended September 30, 2020 have been limited reviewed by the statutory Auditors of the company in terms of Regulation 33 of the SEBI (Listing Obligations and Disclosure Requirements) Regulations, 2015. This statement has been prepared in accordance with the Companies (Indian Accounting Standards) Rules, 2015 Ind AS (as amended), prescribed under section 133 of the Companies Act, 2013 and other recognised accounting practices and policies to the extent applicable.
- As per Government directives, the Company suspended operations across its facilities w.e.f. 24/03/2020, in the wake of the COVID-19 pandemic. The Company has resumed operations in a phased manner in line with the Government directives around resuming manufacturing activities and after obtaining necessary permissions in this behalf. Disruption in operations as a result of the aforesaid, have impacted business performance during the period and the Company continues to monitor economic effects of the pandemic while taking steps to improve its execution efficiencies and the financial outcome. The management has also evaluated the possible impact of the pandemic on the business operations and based on its assessment of the current indicators of the future economic conditions, it is expected that the carrying amount of assets will be recovered.
- The Government of India, on 20/09/2019, vide the Taxation Laws (Amendment) Ordinance 2019, inserted a new Section 115BAA in the Income Tax Act, 1961, which provides an option to the Company for paying Income Tax at reduced rates as per the provisions/conditions defined in the said section. The Company has decided to apply the lower income tax rates as per the provisions of the new section 115BAA from the financial year 2020-21. Consequently the Company had applied the lower income tax rates on the deferred tax assets / liabilities to the extent these were expected to be realised or settled in the future period and accordingly reversed net deferred tax liability of ₹ 691.50 Lakhs during the period ended 30/09/2020.
- The figures for the second quarter of the current year and previous year as reported in these financial results are balancing figures between the published year to date figures upto the end of the second quarter and published year to date figures upto the end of the first quarter of the relevant Financial Year, which were subjected to limited review.
- The Company primarily operates in the segment of Micronised Minerals. Accordingly, disclosures under Indian Accounting Standards (Ind AS) 108 on operating segments are not relevant to the Company.
- Previous period figures have been reclassified / regrouped wherever considered necessary to confirm to the current period figures.

For and on behalf of Board of Directors

20 Microns Limited

Chandresh Parikh

Executive Chairman

Place : Waghodia, Vadodara

Date : 11-11-2020

20 MICRONS LIMITED

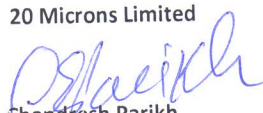
Regd. Office: 9/10 GIDC Industrial Estate, Waghodia, Dist. Vadodara - 391760, Gujarat, India
Web Site : www.20microns.com, CIN # L99999GJ1987PLC009768

UNAUDITED STANDALONE STATEMENT OF ASSETS AND LIABILITIES AS AT 30TH SEPTEMBER, 2020

(Rs. In Lakhs)

	Particulars	As at 30-09-2020	As at 31-03-2020
I.	ASSETS		
1	Non-Current Assets		
	(a) Property, Plant And Equipment	16,949.03	17,329.82
	(b) Capital Work In Progress	597.38	757.31
	(c) Intangible Assets	362.43	414.74
	(d) Intangible Assets Under Development	21.80	58.76
	(e) Investments In Subsidiaries	1,858.65	1,858.65
	(f) Financial Assets		
	(i) Investments	61.55	61.55
	(ii) Loans	345.22	350.43
	(iii) Other Financial Assets	230.63	245.14
	(g) Other Non-Current Assets	479.96	368.74
	Total Non-Current Assets	20,906.65	21,445.13
2	Current Assets		
	(a) Inventories	6,223.52	7,620.83
	(b) Financial Assets		
	(i) Trade Receivables	8,081.19	8,141.95
	(ii) Cash And Cash Equivalents	445.12	309.59
	(iii) Bank Balances Other Than (ii) Above	201.09	195.45
	(iv) Loans	92.10	186.21
	(v) Other Financial Assets	207.47	117.88
	(c) Other Current Assets	1,944.10	2,148.76
	(d) Asset Classified as Held for Sale	130.00	-
	Total Current Assets	17,324.58	18,720.67
	TOTAL ASSETS (1+2)	38,231.23	40,165.80
II.	EQUITY AND LIABILITIES		
1	Equity		
	(a) Equity Share Capital	1,764.33	1,764.33
	(b) Other Equity	16,515.55	15,576.33
	Total Equity	18,279.89	17,340.66
2	Liabilities		
	Non-Current Liabilities		
	(a) Financial Liabilities		
	(i) Borrowings	2,513.56	3,635.36
	(ii) Other Financial Liabilities	154.40	317.70
	(b) Deferred Tax Liabilities (Net)	2,133.14	2,841.46
	Total Non-Current Liabilities	4,801.09	6,794.52
	Current Liabilities		
	(a) Financial Liabilities		
	(i) Borrowings	5,599.42	6,095.28
	(ii) Trade Payables	6,277.82	7,421.71
	(iii) Other Financial Liabilities	2,856.31	2,193.07
	(b) Other Current Liabilities	236.09	160.79
	(c) Provisions	180.59	159.80
	(d) Current Tax Liabilities (Net)	-	-
	Total Current Liabilities	15,150.24	16,030.64
	Total Liabilities	19,951.35	22,825.16
	TOTAL EQUITY AND LIABILITIES (1+2)	38,231.23	40,165.80

For and on behalf of Board of Directors
20 Microns Limited


Chandresh Parikh
Executive Chairman

Place : Waghodia, Vadodara
Date : 11/11/2020

20 MICRONS LIMITED

Regd. Office: 9/10 GIDC Industrial Estate, Waghodia, Dist. Vadodara - 391760, Gujarat, India
UNAUDITED STANDALONE STATEMENT OF CASHFLOWS FOR SIX MONTHS ENDED 30TH SEPTEMBER, 2020

(Rs. In Lakhs)

Particulars	For the Six Months ended 30th September 2020	For the Six Months ended 30th September 2019
A. CASH FLOW FROM OPERATING ACTIVITIES		
Net Profit before Tax	312.60	2,010.67
Adjustments for:		
Depreciation, Amortisation and Impairment	609.63	548.50
Loss on sale/disposal of Property, plant and equipment	-	2.37
Bad Debts Written Off	0.06	0.12
Provision made/reversed for Doubtful Debts (Trade Receivables)	15.00	10.00
Effect of foreign exchange gain/loss	8.49	(5.09)
Provision for Leave Encashment	5.25	10.50
Finance Costs	877.81	993.81
Provision/liability no longer required	(43.65)	(19.06)
Debit balance written off	1.79	7.37
Dividend Income	-	-
Interest Income	(14.03)	(26.50)
Gain on Fair value of Financial Assets	-	-
Operating Profit before Working Capital Changes	1,772.95	3,532.68
Adjustments for changes in Working Capital		
(Increase)/Decrease in Trade Receivables	36.02	(622.34)
(Increase)/Decrease in Other financial assets-Non-current	14.50	(235.52)
(Increase)/Decrease in Short Terms Loans and Advances	94.11	(60.66)
(Increase)/Decrease in Other Current Assets	237.98	34.30
(Increase)/Decrease in Other financial assets-Current	(120.42)	(40.76)
(Increase)/Decrease in Inventories	1,397.32	(460.90)
(Increase)/Decrease in Long-term loan and advances	5.21	23.95
Changes in Trade and Other Receivables	1,664.73	(1,361.94)
Increase/(Decrease) in Trade Payables	(1,100.83)	(119.56)
Increase/(Decrease) in Other current Liabilities	(29.02)	57.89
Increase/(Decrease) in Other Financial current Liabilities	407.07	652.39
increase/(Decrease) in Other non current liabilities	13.50	-
Increase/(Decrease) in Short-term provisions	40.56	24.92
Changes in Trade and Other Payables	(668.72)	615.63
Cash Generated from Operations	2,768.96	2,786.37
Direct Tax paid (Net of refunds)	(140.04)	(476.13)
Net Cash from Operating Activities	2,628.93	2,310.23
B. CASH FLOW FROM INVESTING ACTIVITIES		
Payments for Property, Plant and Equipments/Intangible assets including capital work in progress and capital	(220.87)	(1,060.61)
Proceeds from sale of Property, plant and equipments	-	29.56
(Investment)/Maturity of Deposits with original maturity of more than three months	(5.64)	91.78
Interest Received	14.03	26.50
Dividend Income	-	-
Net Cash used in Investing Activities	(212.48)	(912.77)
C. CASH FLOW FROM FINANCING ACTIVITIES		
Repayment of Long-term borrowings (Net)	(823.10)	(722.21)
Repayment of Short-term borrowings (Net)	(495.85)	170.96
Payment of lease liability	(72.48)	-
Finance cost Paid	(877.81)	(993.81)
Dividend Paid (including tax thereon)	-	-
Net Cash from Financing Activities	(2,269.24)	(1,545.07)
NET INCREASE IN CASH AND CASH EQUIVALENTS (A+B+C)	147.23	(147.61)
Cash and Cash Equivalents at the beginning of the year	267.06	131.74
Cash and Cash Equivalents at the end of the year	414.30	(15.87)

For and on behalf of Board of Directors
20 Microns Limited


Chandresh Parikh
 Executive Chairman

J. H. MEHTA & CO.
Chartered Accountants

INDEPENDENT AUDITOR'S REVIEW REPORT ON STANDALONE UNAUDITED QUARTERLY AND YEAR TO DATE FINANCIAL RESULTS OF THE COMPANY PURSUANT TO THE REGULATION 33 OF THE SEBI (LISTING OBLIGATIONS AND DISCLOSURE REQUIREMENTS) REGULATIONS, 2015

To
The Board of Directors
20 Microns Limited

1. We have reviewed the accompanying statement of unaudited standalone financial results (Statement) of **20 Microns Limited** (Company) for the quarter and six months ended 30.09.2020. This statement is the responsibility of the Company's Management and has been approved by the Board of Directors. Our responsibility is to issue a report on these financial statements based on our review.
2. This Statement has been prepared in accordance with the recognition and measurement principles laid down in Indian Accounting Standard 34 "Interim Financial Reporting" ("Ind AS 34"), prescribed under Section 133 of the Companies Act, 2013, and other accounting principles generally accepted in India.
3. We conducted our review of the Statement in accordance with the Standard on Review Engagements (SRE) 2410 "Review of Interim Financial Information Performed by the Independent Auditor of the Entity", issued by the Institute of Chartered Accountants of India. This standard requires that we plan and perform the review to obtain moderate assurance as to whether the financial statements are free of material misstatement. A review is limited primarily to inquiries of company personnel and analytical procedures applied to financial data and thus provides less assurance than an audit. We have not performed an audit and accordingly, we do not express an audit opinion.
4. Based on our review conducted as above, nothing has come to our attention that causes us to believe that the accompanying statement of unaudited financial results prepared in accordance with applicable Indian Accounting Standards and other recognized accounting practices and policies has not disclosed the information required to be disclosed in terms of Regulation 33 of the SEBI (Listing Obligations and Disclosure Requirements) Regulations, 2015 including the manner in which it is to be disclosed, or that it contains any material misstatement.



Place: Ahmedabad

Date: 11th November 2020

For, J. H. Mehta & Co.
Chartered Accountants
Firm Registration No.: 106227W

Naitik J Mehta
Partner
Membership No.: 130010
UDIN: 20130010AAAACM1129

UNAUDITED STATEMENT OF CONSOLIDATED FINANCIAL RESULTS FOR THE QUARTER AND SIX MONTHS ENDED ON 30TH SEPTEMBER, 2020

Sr. No.	Particulars	(Rs. in Lakhs except EPS)					
		Quarter Ended on			Six Month Ended		Year Ended on
		30-09-2020	30-06-2020	30-09-2019	30-09-2020	30-09-2019	31-03-2020
	Unaudited	Unaudited	Unaudited	Unaudited	Unaudited	Audited	
I	Revenue from Operations	12,864.31	6,421.30	13,608.92	19,285.61	27,392.79	52,932.29
II	Other Income	71.44	39.21	60.99	110.66	107.63	265.94
III	Total Revenue (I + II)	12,935.75	6,460.52	13,669.91	19,396.26	27,500.42	53,198.23
IV	Expenses						
	(a) Cost of materials consumed	6,547.18	3,447.22	6,437.88	9,994.40	13,450.80	28,020.46
	(b) Purchases of Stock in trade	49.23	7.52	465.42	56.75	474.49	63.85
	(c) Changes in inventories of finished goods, stock in trade and work in progress	62.80	2.91	152.70	65.71	256.39	(113.19)
	(d) Employee Benefits Expense	878.18	722.55	1,307.54	1,600.73	2,565.44	4,866.17
	(e) Finance Costs	541.29	420.63	536.55	961.92	1,051.97	2,153.17
	(f) Depreciation, Amortisation and impairment	362.55	334.06	331.26	696.61	606.50	1,251.07
	(g) Other Expenses	3,378.73	2,343.28	3,472.48	5,722.01	6,897.15	13,501.35
	Total Expenses	11,819.96	7,278.17	12,703.82	19,098.14	25,302.73	49,742.87
V	Profit / (Loss) before Exceptional Items and Tax (III - IV)	1,115.78	(817.66)	966.09	298.13	2,197.68	3,455.36
VI	Exceptional Items	-	-	-	-	-	-
VII	Profit / (Loss) before Tax (V-VI)	1,115.78	(817.66)	966.09	298.13	2,197.68	3,455.36
VIII	Tax Expense						
	(a) Current Tax	118.69	5.23	259.03	123.92	633.41	1025.58
	(b) Deferred Tax	150.38	(895.12)	1.78	(744.74)	13.10	12.17
	Total Tax Expense	269.07	(889.89)	260.81	(620.82)	646.51	1,037.75
IX	Profit / (Loss) for the Period (VII-VIII)	846.72	72.23	705.28	918.95	1,551.18	2,417.61
	Profit/(Loss) for the Year attributable to						
	Owners of the Company	845.85	72.71	709.38	918.56	1,558.02	2411.71
	Non-Controlling Interest	0.86	(0.47)	(4.10)	0.39	(6.84)	5.90
X	Other Comprehensive income (after tax)	13.97	5.47	(6.98)	19.44	(23.43)	(199.75)
XI	Total Comprehensive Income for the period (IX+X) (Comprising Profit / (Loss) and Other Comprehensive Income for the Period)	860.69	77.70	698.31	938.39	1,527.75	2217.86
	Total comprehensive income for the year attributable to						
	Owners of the Company	859.83	78.18	702.36	938.01	1,534.54	2211.94
	Non-Controlling Interest	0.86	(0.48)	(4.05)	0.38	(6.79)	5.92
XII	Paid up Equity Share Capital (Face Value of Rs. 5/- each)	1,764.33	1,764.33	1,764.33	1,764.33	1,764.33	1,764.33
XIII	Reserves (Excluding Revaluation Reserve) as shown in the audited balance sheet of the previous year						
XIV	Earning per Share (Face Value of Rs. 5/- each) - Not Annualised						
	1) Basic	2.81	0.21	2.01	2.60	4.42	6.83
	2) Diluted	2.81	0.21	2.01	2.60	4.42	6.83
	See accompanying Notes to the Financial Results						

Notes:

- The above results were reviewed and recommended by the Audit Committee and approved by the Board of Directors of parent company in their meetings held on November 11, 2020. The above results for the quarter and six months ended September 30, 2020 have been limited reviewed by the statutory Auditors of the company in terms of Regulation 33 of the SEBI (Listing Obligations and Disclosure Requirements) Regulations, 2015. This statement has been prepared in accordance with the Companies (Indian Accounting Standards) Rules, 2015 Ind AS (as amended), prescribed under section 133 of the Companies Act, 2013 and other recognised accounting practices and policies to the extent applicable.
- As per Government directives, the Company suspended operations across its facilities w.e.f. 24/03/2020, in the wake of the COVID-19 pandemic. The Company has resumed operations in a phased manner in line with the Government directives around resuming manufacturing activities and after obtaining necessary permissions in this behalf. Disruption in operations as a result of the aforesaid, have impacted business performance during the period and the Company continues to monitor economic effects of the pandemic while taking steps to improve its execution efficiencies and the financial outcome. The management has also evaluated the possible impact of the pandemic on the business operations and based on its assessment of the current indicators of the future economic conditions, it is expected that the carrying amount of assets will be recovered.
- The Government of India, on 20/09/2019, vide the Taxation Laws (Amendment) Ordinance 2019, inserted a new Section 115BAA in the Income Tax Act, 1961, which provides an option to the Company for paying Income Tax at reduced rates as per the provisions/conditions defined in the said section. The Parent Company has decided to apply the lower income tax rates as per the provisions of the new section 115BAA from the financial year 2020-21. Consequently the Parent Company had applied the lower income tax rates on the deferred tax assets / liabilities to the extent these were expected to be realised or settled in the future period and accordingly reversed net deferred tax liability of ₹ 691.50 Lacs during the period ended 30/09/2020.
- The figures for the second quarter of the current year and previous year as reported in these financial results are balancing figures between the published year to date figures upto the end of the second quarter and published year to date figures upto the end of the first quarter of the relevant Financial Year, which were subjected to limited review.
- The Company primarily operates in the segment of Micronised Minerals. Accordingly, disclosures under Indian Accounting Standards (Ind AS) 108 on operating segments are not relevant to the Company
- Previous period figures have been reclassified / regrouped wherever considered necessary to confirm to the current period figures.

For and on behalf of Board of Directors
20 Microns Limited


Chandresh Parikh
Executive Chairman

Place : Waghodia, Vadodara
Date : 11/11/2020


20 MICRONS LIMITED

Regd. Office: 9/10 GIDC Industrial Estate, Waghodia, Dist. Vadodara - 391760, Gujarat, India
Web Site : www.20microns.com, CIN # L99999GJ1987PLC009768

UNAUDITED CONSOLIDATED STATEMENT OF ASSETS AND LIABILITIES AS AT 30TH SEPTEMBER, 2020
(Rs. In Lakhs)

Particulars	As At 30/09/2020	As At 31/03/2020
I. ASSETS		
1 Non-current assets		
(a) Property, Plant and Equipment	19,235.40	19,491.94
(b) Capital Work in Progress	750.29	1,073.53
(c) Intangible Assets	493.34	572.75
(d) Intangible Assets under Development	26.95	63.91
(e) Goodwill on Consolidation	2.16	2.16
(f) Financial Assets		
(i) Investments	182.87	182.87
(ii) Loans	345.22	370.63
(iii) Other Financial Assets	259.00	246.77
(g) Deferred Tax Asset	96.04	73.09
(h) Other Non-Current Assets	866.91	755.69
Total Non-Current Assets	22,258.19	22,833.34
2 Current assets		
(a) Inventories	8,339.55	9,772.18
(b) Financial Assets		
(i) Trade Receivables	7,440.93	8,209.91
(ii) Cash and Cash Equivalents	767.20	610.57
(iii) Bank Balances other than (ii) above	275.60	234.89
(iv) Loans	137.44	424.32
(v) Other Financial Assets	344.11	238.47
(c) Current Tax Assets (Net)	-	-
(d) Other Current Assets	2,388.86	2,144.05
(e) Asset held for Sale	130.00	-
Total Current Assets	19,823.68	21,634.39
TOTAL ASSETS	42,081.87	44,467.74
II. EQUITY AND LIABILITIES		
1 Equity		
(a) Equity Share Capital	1,764.33	1,764.33
(b) Other Equity	17,948.69	17,016.00
Equity Attributable to Equity Holders of the Parent	19,713.01	18,780.32
2 Non-Controlling Interest	75.35	74.98
3 Non-Current Liabilities		
(a) Financial Liabilities		
(i) Borrowings	2,733.24	3,892.34
(ii) Other Financial Liabilities	215.80	393.90
(b) Provisions		
(c) Deferred Tax Liabilities (Net)	2,398.24	3,113.25
Total Non-Current Liabilities	5,347.29	7,399.49
4 Current liabilities		
(a) Financial Liabilities		
(i) Borrowings	6,301.44	6,535.84
(ii) Trade Payables		
Total outstanding dues of Micro and Small Enterprise	136.29	183.11
Total outstanding dues of Creditors other than Micro and Small Enterprise	6,981.26	8,613.99
(iii) Other Financial Liabilities	2,940.05	2,409.08
(b) Other Current Liabilities	395.20	298.90
(c) Provisions	189.92	164.06
(d) Current Tax Liabilities (Net)	2.06	7.97
Total Current Liabilities	16,946.22	18,212.95
Total Liabilities	22,293.51	25,612.44
TOTAL EQUITY AND LIABILITIES	42,081.87	44,467.74

For and on behalf of Board of Directors
20 Microns Limited


Chandresh Parikh
Executive Chairman

Place : Waghodia, Vadodara
Date : 11/11/2020

20 MICRONS LIMITED


Regd. Office: 9/10 GIDC Industrial Estate, Waghodia, Dist. Vadodara - 391760, Gujarat, India
UNAUDITED CONSOLIDATED STATEMENT OF CASHFLOWS FOR SIX MONTHS ENDED 30 TH SEPTEMBER, 2020

(Rs. In Lakhs)

Particulars	For the six months ended 30th September 2020	For the six months ended 30th September 2019
A. CASH FLOW FROM OPERATING ACTIVITIES		
Net Profit before Tax	298.13	2,197.68
Adjustments for:		
Depreciation, amortisation and impairment	696.61	606.50
Loss/(Gain) on sale/disposal of Property, plant and equipment	(0.29)	2.37
Bad Debts Written Off	0.30	0.12
Provision made/reversed for Doubtful Debts (Trade Receivables)	23.58	10.00
Effect of foreign exchange gain/loss	(7.31)	(15.03)
Finance Costs	961.92	1,051.97
Provision/liability no longer required written back	(62.01)	(25.10)
Debit balance written off	1.79	7.76
Exchange difference on consolidation	(4.82)	(0.57)
Interest Income	(32.54)	(43.04)
Operating Profit before Working Capital Changes	1,875.35	3,792.66
Adjustments for changes in Working Capital		
(Increase)/Decrease in Trade Receivables	751.23	1,182.73
(Increase)/Decrease in Other - Non Current Assets	-	-
(Increase)/Decrease in Other financial assets-Non-current	(12.23)	(250.21)
(Increase)/Decrease in Short Terms Loans and Advances	286.88	(72.49)
(Increase)/Decrease in Other Current Assets	(205.31)	184.21
(Increase)/Decrease in Other financial assets-Current	(105.64)	(200.80)
(Increase)/Decrease in Inventories	1,432.63	(696.06)
(Increase)/Decrease in Long-term loan and advances	25.41	23.95
Changes in Trade and Other Receivables	2,172.97	171.34
Increase/(Decrease) in Trade Payables	(1,645.11)	(1,578.20)
Increase/(Decrease) in Other current Liabilities	(3.96)	(248.27)
Increase/(Decrease) in Other Financial Non current Liabilities	25.20	246.21
Increase/(Decrease) in Other Financial current Liabilities	322.34	559.32
Increase/(Decrease) in Short-term provisions	51.47	71.14
Changes in Trade and Other Payables	(1,250.06)	(949.80)
Cash Generated from Operations	2,798.25	3,014.19
Direct Tax paid (Net of refunds)	(168.71)	(544.91)
Net Cash from Operating Activities	2,629.54	2,469.28
B. CASH FLOW FROM INVESTING ACTIVITIES		
Payments for Property, Plant and Equipments/Intangible assets including capital	(241.99)	(1,294.65)
Proceeds from sale of Investments	-	31.25
(Investment)/Maturity of Deposits with original maturity of more than three months	(40.71)	-
Interest Received	32.54	43.04
Proceeds from sale of Property, plant and equipments	0.60	-
Net Cash used in Investing Activities	(249.56)	(1,220.36)
C. CASH FLOW FROM FINANCING ACTIVITIES		
Repayment of Long-term borrowings	(923.49)	(663.50)
Proceeds from Short-term borrowings	(234.39)	332.01
Share issue expenditure	(0.49)	-
Payment of lease liability	(91.36)	-
Finance cost	(961.92)	(1,051.97)
Dividend Paid (including tax thereon)	-	-
Net Cash from Financing Activities	(2,211.65)	(1,383.46)
NET INCREASE IN CASH AND CASH EQUIVALENTS (A+B+C)	168.33	(134.53)
Cash and Cash Equivalents at the beginning of the year	568.05	707.74
Cash acquired at the time of acquisition of Subsidiary Company	-	-
Cash and Cash Equivalents at the end of the year	736.38	573.21

For and on behalf of Board of Directors

20 Microns Limited


Chandresh Parikh
Executive Chairman

Place : Waghodia, Vadodara

Date : 11.11.2020

J. H. MEHTA & CO.
Chartered Accountants

INDEPENDENT AUDITOR'S REVIEW REPORT ON CONSOLIDATED UNAUDITED QUARTERLY AND YEAR TO DATE FINANCIAL RESULTS OF THE COMPANY PURSUANT TO THE REGULATION 33 OF THE SEBI (LISTING OBLIGATIONS AND DISCLOSURE REQUIREMENTS) REGULATIONS, 2015

TO,
THE BOARD OF DIRECTORS,
20 MICRONS LIMITED

1. We have reviewed the accompanying Statement of Consolidated Unaudited Financial Results of 20 Microns Limited ("the Parent") and its subsidiaries (the Parent and its subsidiaries together referred to as "the Group"), and its share of the net *profit/(loss)* after tax and total comprehensive income for the quarter and six months ended 30.09.2020, being submitted by the Parent pursuant to the requirement of Regulation 33 of the SEBI (Listing Obligations and Disclosure Requirements) Regulations, 2015, as amended.
2. This Statement, which is the responsibility of the Parent's Management and approved by the Parent's Board of Directors, has been prepared in accordance with the recognition and measurement principles laid down in Indian Accounting Standard 34 "Interim Financial Reporting" ("Ind AS 34"), prescribed under Section 133 of the Companies Act, 2013, and other accounting principles generally accepted in India. Our responsibility is to express a conclusion on the Statement based on our review.
3. We conducted our review of the Statement in accordance with the Standard on Review Engagements (SRE) 2410 "Review of Interim Financial Information Performed by the Independent Auditor of the Entity", issued by the Institute of Chartered Accountants of India. A review of interim financial information consists of making inquiries, primarily of persons responsible for financial and accounting matters, and applying analytical and other review procedures. A review is substantially less in scope than an audit conducted in accordance with Standards on Auditing and consequently does not enable us to obtain assurance that we would become aware of all significant matters that might be identified in an audit. Accordingly, we do not express an audit opinion.
4. We also performed procedures in accordance with the circular issued by the SEBI under Regulation 33 (8) of the SEBI (Listing Obligations and Disclosure Requirements) Regulations, 2015, as amended, to the extent applicable.

The Statement includes the results of the following entities:

- a. **20 Microns Limited**, Parent Company
- b. **20 Microns Nano Minerals Limited**, Subsidiary Company
- c. **20 Microns SDN BHD**, Subsidiary Company
- d. **20 Microns FZE**, Subsidiary Company
- e. **20 Microns Vietnam Limited**, Stepdown Subsidiary Company
- f. **20 MCC Private Limited**, Subsidiary Company



J. H. MEHTA & CO.

Chartered Accountants

5. Based on our review conducted and procedures performed as stated in paragraph 3 above and other auditors referred to in paragraph 6 below, nothing has come to our attention that causes us to believe that the accompanying Statement, prepared in accordance with the recognition and measurement principles laid down in the aforesaid Indian Accounting Standard and other accounting principles generally accepted in India, has not disclosed the information required to be disclosed in terms of Regulation 33 of the SEBI (Listing Obligations and Disclosure Requirements) Regulations, 2015, as amended, including the manner in which it is to be disclosed, or that it contains any material misstatement.
6. We did not review the interim financial results of a subsidiary included in the consolidated unaudited financial results, whose interim financial results reflect total assets of Rs. 6285.43 Lakh as at 30th September, 2020, total revenues of Rs.1556.72 Lakh and Rs. 2564.47 Lakh, total net profit after tax of Rs. 30.88 Lakh and Rs. 13.94 Lakh and total comprehensive income of Rs. 30.87 Lakh and Rs.13.59 Lakh for the quarter and six months ended 30.09.2020 respectively and cash flows (net) of Rs. 43.70 Lakh for six months ended 30.09.2020, as considered in the consolidated unaudited financial results. The interim financial results have been reviewed by other auditor whose report have been furnished to us by the Management and our conclusion on the Statement, in so far as it relates to the amounts and disclosures included in respect of this subsidiary is based solely on the reports of the other auditor and the procedures performed by us as stated in paragraph 3 above. Our conclusion on the Statement is not modified in respect of the above matters.
7. The consolidated unaudited financial results includes the interim financial results of 4 subsidiaries which have not been reviewed by their auditors but certified by the management of respective subsidiary companies, whose interim financial results reflect total assets of Rs. 1,574.97 Lakh as at 30th September, 2020, total revenue of Rs. 444.98 Lakh and Rs. 701.02 Lakh, total net profit/(loss) after tax of Rs. 3.28 Lakh and Rs. (18.28) Lakh and total comprehensive Income of Rs. 4.08 Lakh and Rs. (17.21) Lakh for the quarter and six months ended 30.09.2020 and cash outflows (net) of Rs. 22.60 Lakh for six months ended 30.09.2020, as considered in the consolidated unaudited financial results. According to the information and explanations given to us by the Management, these interim financial results are not material to the Group. Our conclusion on the Statement is not modified in respect of the above matter.

For, J. H. Mehta & Co.
Chartered Accountants
Firm Registration No.: 106227W



Naitik J Mehta
Partner

Membership No.: 130010
UDIN: 20130010AAAAACN3079

Place: Ahmedabad

Date: 11th November 2020

