

Century Plyboards (India) Limited

Century House,

P 15/1, Taratala Road, Kolkata - 700088

P: (033) - 3940 3950 • F: (033) - 2401 5556

kolkata@centuryply.com • www.centuryply.com

CIN : L20101WB1982PLC034435



Date: 10th November, 2020

BSE Ltd. Phiroze Jeejeebhoy Towers Dalal Street Mumbai- 400 001 Scrip Code: 532548	National Stock Exchange of India Ltd. Exchange Plaza, Bandra Kurla Complex, Bandra (E) Mumbai- 400 051 Scrip Name- Centuryply
---	--

Dear Sir/ Madam

Sub: Unaudited Financial Results for the Quarter and half year ended 30th September, 2020

Pursuant to the Regulation 30 and Regulation 33 read with Schedule III of the SEBI (Listing Obligations and Disclosure Requirements) Regulations, 2015, we wish to inform you that the Board of Directors of the Company, at its meeting held on 10th November, 2020, has considered and approved the Unaudited Standalone Financial Results and Unaudited Consolidated Financial Results for the Quarter and half year ended 30th September, 2020.

Pursuant to Regulation 33 of SEBI (Listing Obligations and Disclosure Requirements) Regulations, 2015, we are enclosing herewith the following:

1. Unaudited Standalone Financial Results for the Quarter and half year ended 30th September, 2020.
2. Limited Review Report of the Statutory Auditors in respect of Unaudited Standalone Financial Results for the Quarter and half year ended 30th September, 2020.
3. Unaudited Consolidated Financial results for the Quarter and half year ended 30th September, 2020.
4. Limited Review Report of the Statutory Auditors in respect of Unaudited Consolidated Financial Results for the Quarter and half year ended 30th September, 2020.

The meeting commenced at 12:30 P.M. and concluded at 01:58 P.M.

This is for you information and record.

Thanking you,

Yours faithfully,

For **Century Plyboards (India) Ltd.**

Company Secretary

Encl: As above





CENTURY PLYBOARDS (INDIA) LIMITED

Regd. Office : P - 15/1, Taratala Road, Kolkata - 700088

Phone: 033-39403950; Fax: 033-2401 5556

Email: kolkata@centuryply.com; website: www.centuryply.com

CIN: L20101WB1982PLC034435

(₹ in Lacs)

Statement of Unaudited Standalone Financial Results for the Quarter/Half Year ended 30th September, 2020

STANDALONE

PARTICULARS	Quarter Ended			Half Year Ended		Year Ended
	30.09.2020	30.06.2020	30.09.2019	30.09.2020	30.09.2019	31.03.2020
	(Unaudited)	(Unaudited)	(Unaudited)	(Unaudited)	(Unaudited)	(Audited)
1 Income						
a. Revenue from Operations	51,982.59	20,067.57	58,935.42	72,050.16	1,16,306.45	2,28,267.70
b. Other Income	123.64	461.35	855.38	584.99	969.17	1,108.48
Total Income	52,106.23	20,528.92	59,790.80	72,635.15	1,17,275.62	2,29,376.18
2 Expenses						
a. Cost of materials consumed	18,221.68	6,875.55	20,416.99	25,097.23	43,632.71	85,082.65
b. Purchase of stock-in-trade	5,043.58	1,884.06	9,146.71	6,927.64	15,091.65	28,510.02
c. Changes in inventories of finished goods, stock-in-trade and work-in-progress	2,830.29	696.63	12.18	3,526.92	64.44	1,235.70
d. Employee benefits expense	7,639.33	5,657.44	8,840.95	13,296.77	17,289.36	34,412.98
e. Finance cost	178.73	504.80	1,080.65	683.53	1,976.03	3,724.48
f. Depreciation and amortisation expense	1,621.99	1,426.87	1,702.02	3,048.86	3,395.69	6,755.18
g. Other expenses	9,662.33	4,870.13	11,242.53	14,532.46	21,690.07	44,053.75
h. Impairment loss on investment in subsidiary	-	-	-	-	-	4,563.27
Total expenses	45,197.93	21,915.48	52,442.03	67,113.41	1,03,139.95	2,08,338.03
3 Profit/(Loss) Before Tax (1-2)	6,908.30	(1,386.56)	7,348.77	5,521.74	14,135.67	21,038.15
4 Tax expense						
a. Current Tax	1,007.40	-	1,825.75	1,007.40	3,552.94	4,834.31
b. Deferred Tax	756.97	(537.39)	308.21	219.58	554.37	387.16
Total	1,764.37	(537.39)	2,133.96	1,226.98	4,107.31	5,221.47
5 Net Profit/(Loss) For The Period (3-4)	5,143.93	(849.17)	5,214.81	4,294.76	10,028.36	15,816.68
6 Other Comprehensive Income/(Loss)						
(a) Items that will not be reclassified to profit or loss						
Remeasurement of the net defined benefit plans	(155.77)	(13.26)	(260.68)	(169.03)	(239.99)	(53.06)
(b) Income tax relating to items that will not be reclassified to profit or loss						
Remeasurement of the net defined benefit plans	54.44	4.63	91.09	59.07	83.86	18.54
7 Total Comprehensive Income/(Loss) (5+6)	5,042.60	(857.80)	5,045.22	4,184.80	9,872.23	15,782.16
8 Paid up Equity Share Capital (Face value of ₹ 1/- each)	2,225.27	2,225.27	2,225.27	2,225.27	2,225.27	2,225.27
9 Other Equity	-	-	-	-	-	1,05,112.71
10 Earnings Per Share (Face value of ₹ 1/- each)						
- Basic & diluted (not annualised)	2.32	(0.38)	2.35	1.93	4.51	7.12



**CENTURYPLY****CENTURY PLYBOARDS (INDIA) LIMITED**

Regd. Office : P - 15/1, Taratala Road, Kolkata - 700088

Phone: 033-39403950; Fax: 033-2401 5556

Email: kolkata@centuryply.com; website: www.centuryply.com

CIN: L20101WB1982PLC034435

Unaudited Standalone Segment wise Revenue, Results, Assets and Liabilities for the Quarter/Half Year ended 30th September, 2020

PARTICULARS		STANDALONE					
		Quarter Ended			Half Year Ended		Year Ended
		30.09.2020 (Unaudited)	30.06.2020 (Unaudited)	30.09.2019 (Unaudited)	30.09.2020 (Unaudited)	30.09.2019 (Unaudited)	31.03.2020 (Audited)
1	Segment Revenue (Gross)						
	(a) Plywood and Allied Products	26,804.85	9,882.42	31,650.66	36,687.27	63,222.00	1,23,429.08
	(b) Laminate and Allied Products	10,177.34	4,027.83	13,517.39	14,205.17	24,231.94	46,333.50
	(c) Medium Density Fibre Board	9,351.88	3,032.13	7,769.22	12,384.01	16,955.84	35,051.53
	(d) Particle Board	2,564.79	831.40	2,618.66	3,396.19	5,107.70	9,910.73
	(e) Container Freight Station Services	1,994.24	2,029.24	2,203.27	4,023.48	4,452.46	8,697.16
	(f) Others	1,152.91	320.15	1,241.35	1,473.06	2,492.75	5,179.29
	Total Segment Revenue	52,046.01	20,123.17	59,000.55	72,169.18	1,16,462.69	2,28,601.29
	Less : Inter Segment Revenue	63.42	55.60	65.13	119.02	156.24	333.59
	Gross Sales/Income from Operations	51,982.59	20,067.57	58,935.42	72,050.16	1,16,306.45	2,28,267.70
2	Segment Results [Profit/(Loss) Before Tax]						
	(a) Plywood and Allied Products	3,420.53	(771.10)	4,500.08	2,649.43	9,202.32	10,835.23
	(b) Laminate and Allied Products	1,134.97	19.35	1,781.05	1,154.32	2,742.28	5,613.33
	(c) Medium Density Fibre Board	2,133.16	(247.69)	1,399.07	1,885.47	3,166.18	6,848.98
	(d) Particle Board	420.92	11.69	593.87	432.61	1,074.73	1,935.93
	(e) Container Freight Station Services	315.41	419.41	318.69	734.81	710.64	1,514.47
	(f) Others	194.34	(72.98)	125.40	121.36	206.49	236.85
	Total Segment Results	7,619.33	(641.32)	8,718.16	6,978.00	17,102.64	26,984.79
	Less : Finance Costs	178.73	504.80	1,080.65	683.53	1,976.03	3,724.48
	Other Unallocable Expenditure net of Unallocable Income	532.30	240.44	288.74	772.73	990.94	2,222.16
	Total Profit/(Loss) Before Tax	6,908.30	(1,386.56)	7,348.77	5,521.74	14,135.67	21,038.15
3a	Segment Assets						
	(a) Plywood and Allied Products	64,921.03	67,403.75	68,277.96	64,921.03	68,277.96	70,035.67
	(b) Laminate and Allied Products	24,615.67	24,835.02	26,913.08	24,615.67	26,913.08	24,211.19
	(c) Medium Density Fibre Board	36,834.56	36,672.60	38,240.82	36,834.56	38,240.82	36,403.44
	(d) Particle Board	6,756.54	6,995.30	6,994.04	6,756.54	6,994.04	7,240.83
	(e) Container Freight Station Services	6,547.13	6,889.01	7,770.61	6,547.13	7,770.61	7,218.21
	(f) Others	1,192.11	1,644.52	1,518.25	1,192.11	1,518.25	1,431.65
	Total Segment Assets	1,40,867.04	1,44,440.20	1,49,714.76	1,40,867.04	1,49,714.76	1,46,540.99
	Add: Unallocated	15,100.31	18,710.28	27,764.97	15,100.31	27,764.97	16,326.49
	Total Assets	1,55,967.35	1,63,150.48	1,77,479.73	1,55,967.35	1,77,479.73	1,62,867.48
3b	Segment Liabilities						
	(a) Plywood and Allied Products	16,794.11	12,903.97	13,332.36	16,794.11	13,332.36	15,797.74
	(b) Laminate and Allied Products	5,104.73	4,815.42	5,636.58	5,104.73	5,636.58	5,174.75
	(c) Medium Density Fibre Board	3,350.37	2,953.00	4,035.07	3,350.37	4,035.07	3,264.90
	(d) Particle Board	671.98	595.38	553.93	671.98	553.93	626.38
	(e) Container Freight Station Services	3,077.84	3,576.64	3,356.85	3,077.84	3,356.85	3,564.60
	(f) Others	300.95	376.20	372.56	300.95	372.56	844.80
	Total Segment Liabilities	29,299.98	25,220.61	27,287.35	29,299.98	27,287.35	29,273.17
	Add: Unallocated	15,144.60	31,449.56	46,085.91	15,144.60	46,085.91	26,256.33
	Total Liabilities	44,444.58	56,670.17	73,373.26	44,444.58	73,373.26	55,529.50





CENTURY PLYBOARDS (INDIA) LIMITED

Regd. Office : P 15/1, Taratala Road, Kolkata - 700 088

Standalone Cash Flow Statement for the Half Year ended 30th September'20

Particulars	₹ in Lacs	
	For the Half Year Ended 30th September'20	For the Half Year Ended 30th September'19
A CASH FLOW FROM OPERATING ACTIVITIES		
Profit before Tax	5,521.74	14,135.67
Adjustments for:		
Depreciation/Amortisation	3,048.86	3,395.69
Finance Cost	683.53	1,976.03
Irrecoverable Debts & Advances Written Off	9.34	58.04
Unspent/Unclaimed Balances Written Back	(0.43)	(0.42)
(Profit)/Loss on disposal of Property, Plant and Equipment	(100.49)	(500.98)
Net gain on Sale of Investments carried at FVTPL	(25.71)	(8.35)
Interest Income from financial assets at amortised cost	(68.50)	(54.24)
Provision for Doubtful Debts provided / (written back)	-	35.41
Unrealised Foreign Exchange Fluctuations Loss/(Gain)	(212.23)	94.70
Operating Profit before Working Capital changes	8,856.11	19,131.55
Adjustments for:		
(Increase)/Decrease in Trade Receivables	1,232.26	(1,401.63)
(Increase)/Decrease in Inventories	3,025.24	2,244.62
(Increase)/Decrease in Financial Assets	287.72	(788.92)
(Increase)/Decrease in Other Assets	(172.08)	294.60
Increase/(Decrease) in Short Term Provisions	155.21	111.74
Increase/(Decrease) in Financial Liabilities	(109.80)	(190.08)
Increase/(Decrease) in Other Liabilities	1,573.58	210.41
Increase/(Decrease) in Trade Payables	(1,133.58)	129.90
Cash Generated from Operations	13,714.66	19,742.19
Direct Taxes Paid (Net of Refunds)	(593.91)	(2,000.01)
Net Cash generated from Operating Activities	13,120.75	17,742.18
B CASH FLOW FROM INVESTING ACTIVITIES		
Proceeds/(Outflow) from Margin Money Deposit	230.00	48.00
Purchase of Property, Plant and Equipment	(1,886.89)	(5,989.10)
Sale of Property, Plant and Equipment	311.84	2,222.77
Purchase of Long Term Investments (Subsidiaries)	(501.48)	-
Sale of Long Term Investments (Others)	25.71	20.35
Share Application Money given (Subsidiaries)	(98.88)	(1,818.60)
Loans (Given)/Refunds (net)	31.88	(59.35)
Interest Received	203.35	83.90
Net Cash used in Investing Activities	(1,684.47)	(5,492.03)
C CASH FLOW FROM FINANCING ACTIVITIES		
Repayment of Long Term Borrowings	(1,580.60)	(2,529.23)
Proceeds from Short Term Borrowings	765.55	19,126.91
Repayment of Short Term Borrowings	(10,438.36)	(24,334.21)
Principal payment of lease Liability	(194.68)	(160.61)
Interest Paid	(660.25)	(1,939.40)
Other Borrowing Cost Paid	(36.95)	(73.23)
Dividend paid	-	(2,221.73)
Dividend Tax Paid	-	(456.68)
Net Cash (used in)/from Financing Activities	(12,145.29)	(12,588.18)
Net Increase/(Decrease) in Cash and Cash Equivalents (A + B + C)	(709.01)	(338.03)
Cash & Cash Equivalents - Opening Balance as on 1st April	1,849.78	1,957.64
Cash & Cash Equivalents - Closing Balance	1,140.77	1,619.61



**CENTURYPLY****CENTURY PLYBOARDS (INDIA) LIMITED**

Regd. Office : P - 15/1, Taratala Road, Kolkata - 700088

Phone: 033-39403950; Fax: 033-2401 5556

Email: kolkata@centuryply.com; website: www.centuryply.com

CIN: L20101WB1982PLC034435

Statement of Assets and Liabilities

(₹ in Lacs)


Particulars	Standalone	
	30.09.2020 (Unaudited)	31.03.2020 (Audited)
(A) ASSETS		
Non Current Assets		
Property, Plant and Equipment (including right of use assets)	70,054.84	72,049.59
Capital Work-in-Progress	1,519.54	830.03
Intangible Assets	52.37	59.93
Investment in Subsidiaries	11,346.49	11,346.49
Financial Assets		
Investments	523.25	21.77
Trade Receivables	0.00	0.00
Loans and Advances	1,495.37	1,482.96
Other Financial Assets	98.88	-
Deferred Tax Assets (Net)	4,450.10	5,782.21
Other non-current assets	383.39	715.03
Total Non Current Assets	89,924.23	92,288.01
Current Assets		
Inventories	32,385.13	35,410.37
Financial Assets		
Trade Receivables	24,574.71	25,815.95
Cash and cash equivalents	1,140.77	1,849.78
Bank balances other than above	42.33	272.33
Loans and Advances	524.44	556.32
Current Tax Assets	948.94	-
Other Financial Assets	2,124.66	1,903.51
Other current assets	4,302.14	4,771.21
Total Current Assets	66,043.12	70,579.47
TOTAL ASSETS	1,55,967.35	1,62,867.48
(B) EQUITY AND LIABILITIES		
EQUITY		
Equity Share Capital	2,225.27	2,225.27
Other Equity	1,09,297.50	1,05,112.71
Total Equity	1,11,522.77	1,07,337.98
LIABILITIES		
Non Current Liabilities		
Financial Liabilities		
Borrowings	3,737.44	5,293.24
Lease Liabilities	1,646.00	2,127.43
Other non-current liabilities	187.41	214.98
Provisions	847.48	640.13
Total Non Current Liabilities	6,418.33	8,275.78
Current Liabilities		
Financial Liabilities		
Borrowings	7,095.21	16,829.96
Lease Liabilities	860.27	573.51
Total Outstanding Dues of Micro Enterprises and Small Enterprises	1,357.08	975.36
Total Outstanding Dues of Creditor other than Micro Enterprises and Small Enterprises	13,603.89	15,132.28
Other Financial Liabilities	9,397.60	9,034.91
Contract Liability	662.42	1,033.27
Other Current Liabilities	3,218.85	2,151.22
Provisions	823.53	706.64
Current tax liabilities (Net)	1,007.40	816.57
Total Current Liabilities	38,026.25	47,253.72
TOTAL EQUITY AND LIABILITIES	1,55,967.35	1,62,867.48

Notes:

- The above unaudited financial results, Segment Results, Balance Sheet and Cash Flow Statement has been reviewed by the Audit Committee and thereafter approved by the Board of Directors at their respective meetings held on 10th November, 2020 and have been reviewed by the statutory auditors.
- The Company has considered the probable effects of COVID -19 in preparation of standalone financial results on matter like assessment of liquidity, going concern assumptions, recoverable value of its financial and non financial asset, impact on revenue and cost. The Company has relied on internal and certain external source of information and expect to recover the carrying value of its assets. Post commencement of unlocking of the lockdown, the operations of the Company has improved. The impact of COVID-19 on the financial results may differ from the estimates as at the date of this financial results.
- The Company has made an assessment of the impact of The Taxation Laws (Amendment) Act 2019 ('the Act') and decided to continue with the existing tax structure until the utilisation of MAT credit entitlement, tax incentives and deductions available to the Company. In compliance with the accounting standards, the Company is calculating those deferred tax liabilities which are to arise on such transition date at the lower rate of 22% (plus applicable surcharge and cess) under section 115BAA of the Income Tax Act, 1961 while continues to apply the higher tax rate of 30% (plus applicable surcharge and cess) on those liabilities and assets which are expected to cease by the date of transition. The Tax expense reported in the standalone financial results includes the said effect.
- Government of India code for Social Security 2020(the Code) received the assent from the President in September 2020. However, the date from when the code will become applicable and Rules thereto have not yet been notified. The Company will assess the impact of the code and account for the same once the date and rules are notified.
- Previous period figures have been re-arranged /re-grouped wherever necessary to make them comparable with current period figures.

Date: 10th November, 2020
Place : Kolkata

for Century Plyboards (India) Limited


 Sanjay Agarwal
 CEO & Managing Director


Independent Auditor's Review Report on Unaudited Standalone Financial Results of Century Plyboards (India) Limited for the quarter and half year ended September 30, 2020 pursuant to Regulation 33 of SEBI (Listing Obligation and Disclosure Requirements) Regulations, 2015, as amended.


To,
The Board of Directors
Century Plyboards (India) Limited
Century House
P- 15/1 Taratala Road
Kolkata – 700088

1. We have reviewed the accompanying statement of unaudited standalone financial results of Century Plyboards (India) Limited ("the Company") for the quarter and half year ended September 30, 2020 ("the statement") being submitted by the Company pursuant to the requirement of Regulation 33 of the SEBI (Listing Obligations and Disclosure Requirements) Regulations, 2015, as amended, ("The Regulation") and has been initialled by us for identification purpose.
2. This Statement, which is the responsibility of the Company's Management and approved by the Board of Directors in their meeting held on November 10, 2020 has been prepared in accordance with the recognition and measurement principles laid down in the Indian Accounting Standard 34 "Interim Financial Reporting" ("Ind AS 34"), prescribed under Section 133 of the Companies Act, 2013 as amended read with relevant rules issued there under and other accounting principles generally accepted in India. Our responsibility is to issue a report on these financial results based on our review.
3. We conducted our review of the statement in accordance with the Standard on Review Engagement (SRE) 2410 "Review of Interim Financial Information Performed by the Independent Auditor of the Entity," specified under Section 143 (10) of the Companies Act, 2013. This standard requires that we plan and perform the review to obtain moderate assurance as to whether the Statement is free of material misstatement. A review of interim financial information consists of making inquiries, primarily of persons responsible for financial and accounting matters, and applying analytical and other review procedures. A review is substantially less in scope than an audit conducted in accordance with Standards on Auditing and consequently does not enable us to obtain assurance that we would become aware of all significant matters that might be identified in an audit. Accordingly, we do not express an audit opinion.
4. Based on our review conducted as above, nothing has come to our attention that causes us to believe that the accompanying statement prepared in accordance with the applicable Indian Accounting Standards as prescribed under Section 133 of the Companies Act, 2013, read with relevant rules issued there under and other recognized accounting practices and policies, has not disclosed the information required to be disclosed in terms of Regulation 33 of the SEBI (Listing Obligations and Disclosure Requirements) Regulations, 2015, as amended including the manner in which it is to be disclosed, or that it contains any material misstatement.

Date: November 10, 2020
Place: Kolkata



For Singhi & Co.
Chartered Accountants
Firm Registration No.302049E


(Rajiv Singhi)

Partner
Membership No. 053518
UDIN:20053518AAAABL7280



CENTURYPLY (INDIA) LIMITED

Regd. Office : P - 15/1, Taratala Road, Kolkata - 700088

Phone: 033-39403950; Fax: 033-2401 5556

Email: kolkata@centuryply.com; website: www.centuryply.com

CIN: L20101WB1982PLC034435

(₹ in Lacs)						
Statement of Unaudited Consolidated Financial Results for the Quarter/Half Year ended 30th September 2020						
PARTICULARS	CONSOLIDATED					
	Quarter Ended			Half Year Ended		Year Ended
	30.09.2020 (Unaudited)	30.06.2020 (Unaudited)	30.09.2019 (Unaudited)	30.09.2020 (Unaudited)	30.09.2019 (Unaudited)	31.03.2020 (Audited)
1 Income						
a. Revenue from Operations	52,223.38	20,302.65	59,947.54	72,526.03	1,18,175.34	2,31,702.84
b. Other Income	129.43	457.28	882.95	586.71	1,016.21	1,276.44
Total Income	52,352.81	20,759.93	60,830.49	73,112.74	1,19,191.55	2,32,979.28
2 Expenses						
a. Cost of materials consumed	19,246.55	7,143.17	23,519.60	26,389.72	49,071.01	93,731.77
b. Purchase of stock-in-trade	3,108.99	1,061.42	6,304.48	4,170.41	9,838.12	19,244.34
c. Changes in inventories of finished goods, stock-in-trade and work-in-progress	3,226.31	1,112.96	(248.57)	4,339.27	337.48	3,076.70
d. Employee benefits expense	7,887.81	5,861.11	9,194.25	13,748.92	17,993.41	35,848.08
e. Finance cost	235.16	545.60	1,124.66	780.76	2,058.50	3,889.64
f. Depreciation and amortisation expense	1,768.76	1,570.22	1,931.42	3,338.98	3,857.69	7,631.07
g. Other expenses	10,098.99	5,182.51	11,974.40	15,281.50	23,023.09	46,727.40
h. Impairment on Property, Plant and Equipment	-	-	-	-	-	5,108.44
Total expenses	45,572.57	22,476.99	53,800.24	68,049.56	1,06,179.30	2,15,257.44
3 Profit/(Loss) Before Tax (1-2)	6,780.24	(1,717.06)	7,030.25	5,063.18	13,012.25	17,721.84
4 Tax expense						
a. Current Tax	1,007.40	-	1,852.14	1,007.40	3,593.93	4,874.66
b. Deferred Tax	745.56	(537.40)	305.60	208.16	554.36	318.64
Total	1,752.96	(537.40)	2,157.74	1,215.56	4,148.29	5,193.30
5 Net Profit/(Loss) For The Period (3-4)	5,027.28	(1,179.66)	4,872.51	3,847.62	8,863.96	12,528.54
6 Other Comprehensive Income/(Loss)						
(a) Items that will not be reclassified to profit or loss						
Remeasurement of the net defined benefit plans	(151.45)	(20.72)	(212.95)	(172.17)	(239.99)	(53.06)
(b) Items that will be reclassified to profit or loss						
Exchange difference in respect of non integral foreign operations	(324.02)	18.22	127.33	(305.80)	95.18	1,865.25
(c) Income tax relating to items that will not be reclassified to profit or loss						
Remeasurement of the net defined benefit plans	55.30	4.63	73.13	59.94	83.86	18.54
7 Total Comprehensive Income/(Loss) (5+6)	4,607.11	(1,177.53)	4,860.02	3,429.59	8,803.01	14,359.27
8 Profit/(Loss) For The Period Attributable to:						
- Owners of the Company	5,023.02	(1,125.28)	4,843.57	3,897.74	8,858.06	15,058.15
- Non Controlling Interest	4.26	(54.38)	28.94	(50.12)	5.90	(2,529.61)
Other Comprehensive Income/(Loss) for the period attributable to:						
- Owners of the Company	(422.71)	5.79	(12.49)	(416.92)	(60.95)	1,830.74
- Non Controlling Interest	2.55	(3.66)	-	(1.11)	-	(0.01)
Total Comprehensive Income/(Loss) for the period attributable to:						
- Owners of the Company	4,600.31	(1,119.49)	4,831.08	3,480.82	8,797.11	16,888.89
- Non Controlling Interest	6.81	(58.04)	28.94	(51.23)	5.90	(2,529.62)
9 Paid up Equity Share Capital (Face value of ₹ 1/- each)	2,225.27	2,225.27	2,225.27	2,225.27	2,225.27	2,225.27
10 Other Equity	-	-	-	-	-	1,06,835.74
11 Earnings Per Share (Face value of ₹ 1/- each)						
- Basic & diluted (not annualised)	2.26	(0.51)	2.19	1.75	3.99	6.78



Signature





CENTURY PLYBOARDS (INDIA) LIMITED

Regd. Office : P - 15/1, Taratala Road, Kolkata - 700088

Phone: 033-39403950; Fax: 033-2401 5556

Email: kolkata@centuryply.com; website: www.centuryply.com

CIN: L20101WB1982PLC034435

Unaudited Consolidated Segment wise Revenue, Results, Assets and Liabilities for the Quarter/Half Year ended 30th September 2020

PARTICULARS	CONSOLIDATED					
	Quarter Ended			Half Year Ended		Year Ended
	30.09.2020 (Unaudited)	30.06.2020 (Unaudited)	30.09.2019 (Unaudited)	30.09.2020 (Unaudited)	30.09.2019 (Unaudited)	31.03.2020 (Audited)
1 Segment Revenue (Gross)						
(a) Plywood and Allied Products	27,045.64	10,117.50	32,662.78	37,163.14	65,086.46	1,26,858.83
(b) Laminate and Allied Products	10,177.34	4,027.83	13,517.39	14,205.17	24,231.94	46,333.50
(c) Medium Density Fibre Board	9,351.88	3,032.13	7,769.22	12,384.01	16,955.84	35,051.53
(d) Particle Board	2,564.79	831.40	2,618.66	3,396.19	5,107.70	9,910.73
(e) Container Freight Station Services	1,994.24	2,029.24	2,203.27	4,023.48	4,452.46	8,697.16
(f) Others	1,152.91	320.15	1,241.35	1,473.06	2,497.18	5,184.68
Total Segment Revenue	52,286.80	20,358.25	60,012.67	72,645.05	1,18,331.58	2,32,036.43
Less : Inter Segment Revenue	63.42	55.60	65.13	119.02	156.24	333.59
Gross Sales/Income from Operations	52,223.38	20,302.65	59,947.54	72,526.03	1,18,175.34	2,31,702.84
2 Segment Results [Profit/(Loss) Before Tax]						
(a) Plywood and Allied Products	3,349.63	(1,061.52)	4,226.01	2,288.11	8,170.10	7,757.51
(b) Laminate and Allied Products	1,134.97	19.35	1,781.05	1,154.32	2,742.28	5,613.33
(c) Medium Density Fibre Board	2,133.16	(247.69)	1,399.07	1,885.47	3,166.18	6,848.98
(d) Particle Board	420.92	11.69	593.87	432.61	1,074.73	1,935.93
(e) Container Freight Station Services	315.41	419.40	318.69	734.81	710.64	1,514.47
(f) Others	193.64	(72.25)	124.98	121.39	205.25	165.06
Total Segment Results	7,547.73	(931.02)	8,443.67	6,616.71	16,069.18	23,835.28
Less : Finance Costs	235.16	545.60	1,124.66	780.76	2,058.50	3,889.64
Other Unallocable Expenditure net of Unallocable Income	532.33	240.44	288.76	772.77	998.43	2,223.80
Total Profit/(Loss) Before Tax	6,780.24	(1,717.06)	7,030.25	5,063.18	13,012.25	17,721.84
3a Segment Assets						
(a) Plywood and Allied Products	66,378.93	71,228.82	85,438.12	66,378.93	85,438.12	73,214.16
(b) Laminate and Allied Products	24,615.67	24,835.02	26,913.08	24,615.67	26,913.08	24,211.19
(c) Medium Density Fibre Board	36,806.67	36,650.24	38,270.17	36,806.67	38,270.17	36,376.20
(d) Particle Board	6,756.54	6,995.30	6,994.04	6,756.54	6,994.04	7,240.83
(e) Container Freight Station Services	6,547.13	6,889.01	7,770.61	6,547.13	7,770.61	7,218.21
(f) Others	1,903.58	2,388.17	2,271.11	1,903.58	2,271.11	2,174.48
Total Segment Assets	1,43,008.52	1,48,986.56	1,67,657.13	1,43,008.52	1,67,657.13	1,50,435.07
Add: Unallocated	14,672.94	17,951.44	14,337.53	14,672.94	14,337.53	15,567.51
Total Assets	1,57,681.46	1,66,938.00	1,81,994.66	1,57,681.46	1,81,994.66	1,66,002.58
3b Segment Liabilities						
(a) Plywood and Allied Products	16,662.80	13,072.97	14,158.29	16,662.80	14,158.29	15,792.27
(b) Laminate and Allied Products	5,104.73	4,815.42	5,636.58	5,104.73	5,636.58	5,174.75
(c) Medium Density Fibre Board	3,350.49	2,953.12	4,035.07	3,350.49	4,035.07	3,265.65
(d) Particle Board	671.98	595.38	553.93	671.98	553.93	626.38
(e) Container Freight Station Services	3,077.84	3,576.64	3,356.85	3,077.84	3,356.85	3,564.60
(f) Others	300.41	407.17	367.18	300.41	367.18	877.79
Total Segment Liabilities	29,168.25	25,420.70	28,107.90	29,168.25	28,107.90	29,301.44
Add: Unallocated	17,077.40	33,881.95	47,750.84	17,077.40	47,750.84	27,814.38
Total Liabilities	46,245.65	59,302.65	75,858.74	46,245.65	75,858.74	57,115.82






CENTURY PLYBOARDS (INDIA) LIMITED

Regd. Office : P 15/1, Taratala Road, Kolkata - 700 088

Consolidated Cash Flow Statement for the Half Year ended 30th September'20

PARTICULARS	(₹ in lacs)	
	For the Half Year Ended 30th September'20	For the Half Year Ended 30th September'19
A. CASH FLOW FROM OPERATING ACTIVITIES		
Net Profit before Tax	5,063.18	13,012.25
Adjustments for :		
Depreciation/Amortisation	3,338.98	3,857.69
Finance Cost	780.76	2,058.50
(Profit)/Loss on disposal of Property, Plant and Equipment	(100.49)	(500.98)
(Profit) on Sale of Current Investments	(25.71)	(8.35)
Gain on FVTPL Investments	(7.47)	(26.74)
Irrecoverable Debts Written Off	9.34	58.04
Provision for Doubtful Debts provided / (written back)	-	35.41
Unspent Liabilities Written Back	(0.43)	(0.42)
Unrealised Foreign Exchange Fluctuations Loss	(212.23)	94.70
Interest Income from financial assets at amortised cost	(54.63)	(22.33)
Operating Profit before Working Capital Changes	8,791.30	18,557.77
Adjustments for :		
(Increase)/Decrease in Trade Receivables	644.38	(1,681.37)
(Increase)/Decrease in Inventories	4,302.55	2,041.94
(Increase)/Decrease in Financial Assets	154.55	(167.62)
(Increase)/Decrease in Other Assets	(102.59)	399.81
Increase/(Decrease) in Long Term Provisions	206.54	191.31
Increase/(Decrease) in Short Term Provisions	(59.34)	(61.57)
Increase/(Decrease) in Financial Liabilities	(108.54)	169.87
Increase/(Decrease) in Other Liabilities	1,038.66	(150.29)
Increase/(Decrease) in Trade Payables	(754.55)	880.89
	5,321.66	1,622.97
Cash Generated from Operations	14,112.96	20,180.74
Direct Taxes paid (Net)	(598.83)	(2,009.08)
Net Cash Flow from Operating Activities	13,514.13	18,171.66
B. CASH FLOW FROM INVESTING ACTIVITIES		
Proceeds/(Outflow) from margin Money Deposit	231.13	(16.15)
Purchase of Property, Plant and Equipment	(2,149.93)	(8,090.37)
Sale of Property, Plant and Equipment	322.53	2,234.44
Purchase of Current Investments	(376.89)	(20.35)
Loans (Given)/Refunds (Net)	(268.12)	(59.35)
Interest Received	169.95	65.09
Net Cash Flow used in Investing Activities	(2,071.33)	(5,886.69)
C. CASH FLOW FROM FINANCING ACTIVITIES		
Repayment of Long Term Loans	(1,243.13)	(2,525.24)
Proceeds from Short Term Borrowings	765.55	19,935.29
Repayment of Short Term Borrowings	(10,391.44)	(24,924.46)
Principle Payment of Lease Liability	(194.68)	(160.61)
Interest Paid (Including Interest Capitalized)	(755.43)	(2,021.04)
Other Borrowing Cost Paid	(37.22)	(74.06)
Dividend Paid	-	(2,221.73)
Tax on Dividend	-	(456.68)
Net Cash Flow used in Financing Activities	(11,856.35)	(12,448.53)
Net Increase/(Decrease) in Cash and Cash Equivalents (A + B + C)	(413.55)	(163.56)
Cash & Cash Equivalents - Opening Balance as on 1st April	2,138.30	2,320.17
Cash & Cash Equivalents - Closing Balance	1,724.75	2,156.61



[Handwritten Signature]



**CENTURYPLY®****CENTURY PLYBOARDS (INDIA) LIMITED**

Regd. Office : P - 15/1, Taratala Road, Kolkata - 700088

Phone: 033-39403950; Fax: 033-2401 5556

Email: kolkata@centuryply.com; website: www.centuryply.com

CIN: L20101WB1982PLC034435

Statement of Assets and Liabilities

(₹ in Lacs)

Particulars		30.09.2020	31.03.2020
		(Unaudited)	(Audited)
(A)	ASSETS		
	Non Current Assets		
	Property, Plant and Equipment (including right of use assets)	75,280.82	77,640.99
	Capital Work-in-Progress	2,341.38	1,600.27
	Investment Property	610.16	610.16
	Goodwill on Consolidation	128.49	128.49
	Other Intangible Assets	79.57	87.76
	Financial Assets		
	Investments	523.25	21.77
	Loans and Advances	1,535.41	1,521.94
	Deferred Tax Assets (Net)	4,450.10	5,782.21
	Other non-current assets	2,058.87	2,273.49
	Total Non Current Assets	87,008.05	89,667.08
	Current Assets		
	Inventories	35,495.48	39,798.03
	Financial Assets		
	Trade Receivables	25,030.76	25,684.13
	Cash and cash equivalents	1,724.75	2,138.30
	Bank balances other than above	106.04	337.17
	Loans and Advances	821.13	559.41
	Current Tax Assets	1,390.40	435.92
	Other Financial Assets	2,247.01	2,356.35
	Other current assets	3,857.85	5,026.19
	Total Current Assets	70,673.42	76,335.50
	TOTAL ASSETS	1,57,681.47	1,66,002.58
(B)	EQUITY AND LIABILITIES		
	EQUITY		
	Equity Share Capital	2,225.27	2,225.27
	Other Equity	1,09,364.47	1,06,835.74
	Non Controlling Interest	(153.91)	(174.25)
	Total Equity	1,11,435.83	1,08,886.76
	LIABILITIES		
	Non Current Liabilities		
	Financial Liabilities		
	Borrowings	4,074.90	5,293.25
	Lease Liabilities	1,646.00	2,127.43
	Other non-current liabilities	234.24	232.98
	Deferred tax liabilities (Net)	35.00	47.52
	Provisions	932.35	725.81
	Total Non Current Liabilities	6,922.49	8,426.99
	Current Liabilities		
	Financial Liabilities		
	Borrowings	8,635.25	18,323.08
	Lease Liabilities	860.27	573.51
	Total Outstanding Dues of Micro Enterprises and Small Enterprises	391.16	458.03
	Total Outstanding Dues of Creditor other than Micro Enterprises and Small Enterprises	13,996.06	14,696.84
	Other Financial Liabilities	9,424.84	9,066.31
	Contract Liability	852.23	1,755.08
	Other Current Liabilities	3,313.88	2,270.80
	Provisions	823.53	710.70
	Current tax liabilities (Net)	1,025.93	834.48
	Total Current Liabilities	39,323.15	48,688.83
	TOTAL EQUITY AND LIABILITIES	1,57,681.47	1,66,002.58

Notes

- The above unaudited consolidated financial results, Segment Results, Balance Sheet and Cash Flow Statement has been reviewed by the Audit Committee and thereafter approved by the Board of Directors at their respective meetings held on 10th November, 2020 and have been reviewed by the statutory auditors.
- The group has considered the probable effects of COVID -19 in preparation of financial results on matter like assessment of liquidity, going concern assumptions, recoverable value of its financial and non financial asset, impact on revenue and cost. The group has relied on internal and certain external source of information and expect to recover the carrying value of its assets. Post commencement of unlocking of the lockdown, the operations of the group has improved. The impact of COVID-19 on the financial results may differ from the estimated as at the date of this financial results.
- The Company has made an assessment of the impact of The Taxation Laws (Amendment) Act 2019 ('the Act') and decided to continue with the existing tax structure until the utilisation of MAT credit entitlement, tax incentives and deductions available to the Company. In compliance with the accounting standards, the Company is calculating those deferred tax liabilities which are to arise on such transition date at the lower rate of 22% (plus applicable surcharge and cess) under section 115BAA of the Income Tax Act, 1961 while continues to apply the higher tax rate of 30% (plus applicable surcharge and cess) on those liabilities and assets which are expected to cease by the date of transition. The Tax expense reported in the financial results includes the said effect.
- Government of India code for Social Security 2020(the Code) received the assent from the President in September 2020 . However, the date from when the code will become applicable and Rules have not yet been notified. The Group will assess the impact of the code and account for the same once the date and rules are notified.
- Previous period figures have been re-arranged /re-grouped wherever necessary to make them comparable with current period figures.

Date: 10th November, 2020

Place : Kolkata



for Century Plyboards (India) Limited

Sanjay Agarwal
CEO & Managing Director

Independent Auditor's Review Report on Unaudited Consolidated Financial Results of Century Plyboards (India) Limited for the quarter and half year ended September 30, 2020 pursuant to Regulation 33 of SEBI (Listing Obligation and Disclosure Requirements) Regulations, 2015, as amended.

To,
The Board of Directors
Century Plyboards (India) Limited
Century House
P- 15/1 Taratala Road
Kolkata – 700088

1. We have reviewed the accompanying statement of unaudited consolidated financial results of Century Plyboards (India) Limited (Holding Company) and its subsidiaries (the Holding Company and its subsidiaries together referred to as "the Group") for the quarter and half year ended September 30, 2020 ("the statement") being submitted by the Holding Company pursuant to the requirement of Regulation 33 of SEBI (Listing Obligations and Disclosure Requirements) Regulations, 2015 as amended ("the Regulation") and has been initialed by us for identification purpose.
2. This statement which is the responsibility of the Holding Company's Management and approved by the Holding Company's Board of Directors, in their meeting held on November 10, 2020, has been prepared in accordance with the recognition and measurement principles laid down in the Indian Accounting Standard 34 "Interim Financial Reporting" ("Ind AS 34"), prescribed under Section 133 of the Companies Act, 2013 read with relevant rules issued there under and other accounting principles generally accepted in India. Our responsibility is to issue a report on the Statement based on our review.
3. We conducted our review of the statement in accordance with the Standard on Review Engagement (SRE) 2410 "Review of Interim Financial Information Performed by the Independent Auditor of the Entity," specified under Section 143 (10) of the Companies Act, 2013. This Standard requires that we plan and perform the review to obtain moderate assurance as to whether the Statement is free of material misstatement. A review of interim financial information consists of making enquiries primarily of persons responsible for financial and accounting matters and applying analytical and other review procedures. A review is substantially less in scope than an audit conducted in accordance with the standards on auditing and consequently does not enable us to obtain assurance that we would be aware of all significant matters that might be identified in an audit. Accordingly, we do not express an audit opinion.

We also performed procedures in accordance with the circular issued by the SEBI under Regulation 33 (8) of the SEBI (Listing Obligations and Disclosure Requirements) Regulations, 2015, as amended, to the extent applicable.

4. The statement includes the financial results of entities given below:
Subsidiaries-Auro Sundram Ply & Door Pvt. Ltd., Century MDF Ltd., Century Ply Myanmar Pvt. Ltd., Ara Suppliers Pvt. Ltd., Arham Sales Pvt. Ltd., Adonis Vyaper Pvt. Ltd, Apnapan Viniyog Pvt. Ltd, Century Infotech Limited, Century Ply (Singapore) Pte Ltd., Century Huesoulin Plywood Lao Co. Ltd, Century Ply Laos Co. Ltd., Century Gabon SUARL, Asis Plywood Ltd. and Century Panels Ltd.
- 5) Based on our review conducted and procedure performed as stated in para 3 above nothing has come to our attention that causes us to believe that the accompanying statement prepared in accordance with the applicable Indian Accounting Standards as prescribed under Section 133 of the Companies Act, 2013, read with relevant rules issued there under and other recognized accounting practices and policies, has not disclosed the information required to be disclosed in terms of Regulation 33 of the SEBI (Listing Obligations and Disclosure Requirements) Regulations, 2015, as amended including the manner in which it is to be disclosed, or that it contains any material misstatement.



6) i) The consolidated unaudited financial results includes the interim financial results/ financial information of seven subsidiaries which have not been reviewed by their auditors, whose interim financial results/ financial information reflect total assets of **Rs. 722.01 Lakhs**, net assets of **Rs. 690.90 Lakhs**, total revenue of **Rs 2.11 Lakhs**, total net profit after tax of **Rs. 0.01 Lakhs**, total comprehensive profit of **Rs. 0.01 Lakhs** and net cash flow of **Rs. 0.53 Lakhs** for the half year ended September 30, 2020 respectively as considered in the unaudited consolidated financial results. According to the information and explanations given to us by the Management, these interim financial results/ financial information's are not material to the Group.

ii) The consolidated unaudited financial results includes the interim financial information/ financial results of five foreign subsidiaries (including the step down subsidiaries) which have not been reviewed by their auditors, whose interim financial information/ financial results reflect total assets of **Rs. 9,426.60 Lakhs**, net assets of **Rs. 8,348.66 Lakhs**, total revenue of **Rs. 1,456.15 Lakhs**, total net loss after tax of **Rs. 407.93 Lakhs**, total comprehensive loss of **Rs. 407.93 Lakhs** and net cash flow of **Rs. 182.70 Lakhs** for the half year ended September 30, 2020 respectively as considered in the unaudited consolidated financial results. According to the information and explanations given to us by the Management, these interim financial results / financial information's are not material to the Group.

Our conclusion on the statement is not modified in respect of the above matters.

For Singhi & Co.
Chartered Accountants
Firm Registration No.302049E



(Rajiv Singhi)
Partner

Membership No. 053518
UDIN: 20053518AAAABM2033



Place: Kolkata
Date: November 10, 2020