



THANGAMAYIL  
JEWELLERY LIMITED

TMJL | CS | Dt.08.02.2019

To,

National Stock Exchange of India Limited  
Exchange Plaza, Bandra Kurla Complex  
Bandra (E),  
Mumbai – 400 001

BSE Limited  
Phiroze Jeejeebhoy Towers  
Dalal Street,  
Mumbai – 400 001

Dear Sir,

**Sub: Un-Audited Financial Results for the 3<sup>rd</sup> quarter ended 31.12.2018 under SEBI (LODR) Regulations 33 (3) (d) of Listing Agreement.**

With reference to the above we wish to inform you that the Board of Directors in their meeting held today i.e., Friday Feb 08, 2019 has approved and took on record the Standalone Un-Audited Financial results for the 3<sup>rd</sup> quarter ended 31.12.2018 as per Indian Accounting Standards (IND – AS) along with the Limited Review report issued by Srinivas & Padmanabhan, Statutory Auditors of our Company. We enclose herewith Standalone Un-Audited Financial Results for the 3<sup>rd</sup> quarter ended 31.12.2018 along with Limited Review report of our Statutory Auditors which you may kindly take the same on your records. The Board meeting got concluded at 1.00 Pm.

Thanking You,

Yours Faithfully,  
For Thangamayil Jewellery Limited

(CS.V.Vijayaraghavan)  
Company Secretary


THANGAMAYIL JEWELLERY LIMITED

(CIN:L36911TN2000PLC044514)

No. 124, Netaji Road, Madurai 625 001

Statement of Unaudited Statement of Financial Results for the Quarter and Nine Months ended 31 December, 2018 (Rs. In Lakhs)

S.No.	Particulars	Quarter ended			9 Months period ended		Year Ended
		31-12-2018 (Unaudited)	30-09-2018 (Unaudited)	31-12-2017 (Unaudited)	31-12-2018 (Unaudited)	31-12-2017 (Unaudited)	31-03-2018 (Audited)
1	<b>Income from Operations</b>						
	(a) Net Sales	34,129.54	36,269.75	31,505.33	1,09,118.84	1,02,287.99	1,37,929.29
	(b) Other operating income	68.83	95.48	27.10	192.60	85.72	155.39
	<b>Total Income from Operations (net)</b>	<b>34,198.37</b>	<b>36,365.23</b>	<b>31,532.43</b>	<b>1,09,311.44</b>	<b>1,02,373.71</b>	<b>1,38,084.68</b>
2	<b>Expenses</b>						
	(a) Cost of raw materials consumed	33,180.30	33,513.44	29,246.45	1,01,644.30	1,05,277.54	1,41,975.81
	(b) Changes in inventories of finished goods, work-in-progress and stock-in-trade	-2,364.70	-484.99	-621.80	-3,000.25	-12,334.89	-16,864.51
	(c) Employee benefit expenses	904.14	851.85	842.33	2,578.60	2,377.71	3,197.42
	(d) Interest and finance costs	522.92	491.43	494.33	1,539.88	1,389.89	1,879.48
	(e) Depreciation and amortisation expenses	175.50	173.01	205.09	517.04	631.40	816.52
	(f) Other expenses	918.61	765.66	774.51	2,560.89	2,495.68	3,686.27
	<b>Total expenses</b>	<b>33,336.78</b>	<b>35,310.39</b>	<b>30,940.91</b>	<b>1,05,840.45</b>	<b>99,837.32</b>	<b>1,34,690.98</b>
3	<b>Profit from ordinary activities after interest and finance costs but before exceptional items (1-2)</b>	<b>861.58</b>	<b>1,054.84</b>	<b>591.52</b>	<b>3,470.98</b>	<b>2,536.38</b>	<b>3,393.70</b>
4	Exceptional items gain/(loss) - net	-	-	-	-	-	-
5	<b>Profit from ordinary activities before tax (3-4)</b>	<b>861.58</b>	<b>1,054.84</b>	<b>591.52</b>	<b>3,470.98</b>	<b>2,536.38</b>	<b>3,393.70</b>
6	Tax expense	290.86	354.61	174.50	1,162.68	748.23	1,106.44
7	<b>Net profit for the period (5-6)</b>	<b>570.72</b>	<b>700.22</b>	<b>417.02</b>	<b>2,308.30</b>	<b>1,788.15</b>	<b>2,287.26</b>
8	Other comprehensive income (Net)	-3.93	3.69	3.42	-7.57	11.55	-12.98
9	<b>Total comprehensive income for the period (7+8)</b>	<b>566.79</b>	<b>703.91</b>	<b>420.43</b>	<b>2,300.73</b>	<b>1,799.70</b>	<b>2,274.28</b>
10	Paid up equity share capital Face value of Rs. 10 per equity share	1,371.96	1,371.96	1,371.96	1,371.96	1,371.96	1,371.96
11	<b>Earnings per share (Basic and Diluted) ( not annualised)</b>	<b>4.13</b>	<b>5.13</b>	<b>3.06</b>	<b>16.77</b>	<b>13.12</b>	<b>16.58</b>






**Notes:**

- 1 The above financial results ("the statement") for the quarter ended December 31, 2018 were reviewed by Audit Committee and thereafter approved by the Board of directors at its meeting held on 8th February 2019 . The Statutory Auditors have carried out a Limited Review of the above financial results for the quarter ended December 31, 2018.
- 2 This statement has been prepared in accordance with the Companies ( Indian Accounting Standards) Rules, 2015 ( Ind AS) prescribed under Section 133 of the Companies Act, 2013 and other recognised accounting practices and policies to the extent applicable.
- 3 Effective April 1, 2018 the Company has adopted Ind AS 115 "Revenue from contract with customers" by applying the cumulative effect method to all the contracts that were not completed as of April 1, 2018 and accordingly, the comparative information has not been restated. The adoption of the standard did not have any material impact to the financial statements of the Company for the quarter and nine months ended December 31, 2018.
- 4 The Company's Business activity falls with in a single business segment in terms of Ind AS 108 on Segment Reporting.
- 5 Previous year's / period's Figures have been regrouped / recasted wherever necessary, to make them comparable.

For and on behalf of the board

*Balarama Govinda Das*

Balarama Govinda Das  
Chairman and Managing Director



Date -February 8, 2019

Place - Madurai



## PERFORMANCE HIGHLIGHTS FOR THE QUARTER & NINE MONTH ENDED

31<sup>st</sup> DECEMBER 2018

### ACHIEVED (YOY)( 3 Months )


- The sale and other income for the quarter was Rs.341.98Crs as against Rs.315.32 Crs for the quarter ended December 2017 registering an increase by 8.45%
- Gross profit was at Rs.33.14 Crs as against Rs.28.81 Crs in December 2017 registering an increase by 15%
- EBITDA profit was at Rs.15.60 Crs as against profit of Rs.12.91Crs in December 2017, registering an increase by 21%
- Volume in Gold Ornaments products for the quarter was at 926 Kgs as against 940 Kgs for the quarter ended December 2017 registering a decrease by 1.49%.
- Volume in Silver Products for the quarter was at 5,921 Kgs as against 5,060 Kgs for the quarter ended December 2017 registering an increase by 17%

### ACHIEVED (YOY)( 9 Months )

- The sale and other income for the 9 month period ended was Rs. 1093.11 Crs as against Rs.1023.73 Crs registering an increase by 6.78%.
- Gross profit was at Rs.104.75Crs as against Rs.93.45 Crs in December 2017, registering an increase by 12.10%
- EBITDA profit was at Rs.55.28 Crs as against profit of Rs.45.58Crs in December 2017, registering an increase by 21.28%.
- The net profit after taxes was at Rs.23.01Crs as against profit Rs.18.00 Crs, registering an increase by 28%.
- Volume in Gold Ornaments products for the 9 month period ended 31<sup>st</sup> December was at 3,097 Kgs as against 2,988 Kgs for the period ended December 2017 registering an increase by 3.65%
- Volume in Silver Products for the period was at 16,900 Kgs as against 15,261 Kgs for the 9 months period ended December 2017 registering an increase by 10.74%

### ACHIEVED (QoQ)

- The sale and other income for the quarter was Rs. 341.98 Crs as against Rs.363.65 Crs. The decrease of 5.95% in sales was due to lower in volume off take compared to previous quarter.
- The Gross profit was at Rs.33.14 Crs as against Rs.32.41 Crs in September 2018 quarter.
- The EBITDA profit for the quarter was at Rs.15.60Crs as against profit of Rs.17.19 Crs of the previous quarter ended 30<sup>th</sup>September 2018.
- The net profit before taxes was at Rs.8.63 Crs as against profit of Rs.10.55Crs in September 2018 quarter.
- Volume in gold ornaments for the quarter ended 31<sup>st</sup> December 2018, was at 926 Kgs as against 1059 Kgs in September 2018.
- Volume in Silver products for the quarter was at 5,921 Kgs as against 5,219 Kgs for quarter ended September 2018.





## OTHER INDICATORS

	As at 31/12/17	As at 31/12/18
	9 months	9 months
Current Ratio	1.34:1	1.35:1
Interest cover	3.25 times	3.60 times
EBIDTA Margin	4.46%	5.07%
Earning Per Share	13.12	16.77
ROCE (Annualised)	10%	11.50%
ROE (Annualised)	13.50%	16.50%

### About the company

Thangamayil Jewellery Limited (TMJL) a 1500 Crores turnover company is in the business of manufacturing and retailing Gold Ornaments and Silver Articles and mainly operating out of 35 retail outlet spread across southern and western districts of Tamil Nadu. A powerful brand in the areas of operation having large customer base of well over 8,00,000 customers and the brand is a household name in the southern and western Districts of Tamil Nadu.

### For more Information, please contact

**CS. V. Vijayaraghavan**

Company Secretary - Mobile – 9894149200

Email – companysecretary@thangamayil.com

### For Media :

*Statement in this document relating to future status, events or circumstances, including without limitation statements about plans and objectives, potential product characteristics and uses, product sales potential are forward-looking statements based on commercial estimates and the anticipated effects of future events on current and developing circumstances. Such statements are subject to numerous risks and uncertainties and are not necessarily predictive of future results. Actual results may materially differ from those anticipated in such forward-looking statements. Thangamayil Jewellery from time to time, make additional written and oral forward looking statements, including statements contained in the company's filings with the regulatory bodies and its report to shareholders. The Company assumes no obligation to update forward-looking statements to reflect actual results, changed assumptions or other factors that may or may not be relevant.*







# SRINIVAS AND PADMANABHAN

**Chartered Accountants**

F2, Kanakadhara Lakshmi Castle, 37/14, Chari Street, T.Nagar, Chennai-600 017.

Tel : 044-4556 6616 Email : sapcas@gmail.com

---

Independent Auditor's Review Report on Quarterly Financial Results of Thangamayil Jewellery Limited to the Regulation 33 of the SEBI (Listing Obligations and Disclosures Requirements) Regulations, 2015

To ,

The Board of Directors of

Thangamayil Jewellery Limited

Madurai

We have reviewed the accompanying statement of unaudited financial results ('Statement') of M/s. Thangamayil Jewellery Limited ('the Company') for the quarter ended 31<sup>st</sup> December 2018, ('the statement') and the year-to-date results for the period from 1 April 2018 to 31<sup>st</sup> December 2018 attached herewith, being submitted by the company pursuant to the requirements of Regulation 33 of the SEBI (Listing Obligations and Disclosure Requirements) Regulations, 2015 (Listing Regulations').

This Statement is the responsibility of the Company's Management and has been approved by the Board of Directors. Our responsibility is to issue a report on these financial results based on our review.

We conducted our review in accordance with the Standard on Review Engagement (SRE) 2410, *Review of Interim Financial Information Performed by the Independent Auditor of the Entity*, specified under section 143(10) of the Companies Act, 2013. This standard requires that we plan and perform the review to obtain moderate assurance as to whether the Statement is free of material misstatement. A review is limited primarily to inquiries of company personnel and analytical procedures, applied to financial data and thus provides less assurance than an audit. We have not performed an audit and accordingly, we do not express an audit opinion.

---



**SRINIVAS AND PADMANABHAN**  
**Chartered Accountants**

F2, Kanakadhara Lakshmi Castle, 37/14, Chari Street, T.Nagar, Chennai-600 017.  
Tel : 044-4556 6616 Email : sapcas@gmail.com


---

Based on our review conducted as above, nothing has come to our attention that causes us to believe that the accompanying Statement prepared in accordance with applicable standards ie Ind AS prescribed under Section 133 of the Companies Act, 2013 and other recognised accounting practices and policies has not disclosed the information required to be disclosed in accordance with the requirements of Regulation 33 of the SEBI (Listing Obligations and Disclosure Requirements) Regulations, 2015, including the manner in which it is to be disclosed, or that it contains any material misstatement.

For Srinivas & Padmanabhan

Chartered Accountants,

F.Reg No: 0040215



K.M.Padmanabhan

Partner

M.No: 026594

Place - Madurai

Date -8<sup>th</sup> February 2019

---