

Date: 13.02.2021

To

BSE Limited PhirozeJeejeebhoy
Towers, Dalal Street,
Mumbai – 400001

Scrip Code: 539216

Dear Sir/Madam,

Subject: Newspaper publications of extract of unaudited financial results for the quarter and nine months ended 31st December,2020 under Regulation 47 (1)(b)of SEBI (Listing Obligation and Disclosures Requirement) Regulations,2015

This is to inform you that pursuant to the captioned Regulation 47 (1)(b)of SEBI (Listing Obligation and Disclosures Requirement) Regulations,2015 please find attached the newspaper cutting of extract of unaudited financial results (Standalone and Consolidated) of the company for the quarter and nine months ended 31st December, 2020 published on 13th February, 2020 in Business Standard and Malai Murasu for your records.


Thanking you,
Yours faithfully,



For Garment Mantra Lifestyle Limited

Lakshmi Priya. K
Company Secretary
Membership No:A36135



 Vipul Limited Regd. Office: Unit No. 201, C-50, Malviya Nagar, New Delhi - 110017 Corp. Office: Vipul TechSquare, Golf Course Road, Sector-43, Gurugram-122009 CIN No.: L65923DL2002PLC167607, Phone No.: 0124-4065500, Website: www.vipulgroup.in							
Extract of Standalone Unaudited Financial Results for the 3rd quarter & nine months ended December 31, 2020							
Sl. No.	PARTICULARS	FOR THE QUARTER ENDED			FOR THE NINE MONTHS ENDED		FOR THE YEAR ENDED
		31.12.2020	30.09.2020	31.12.2019	31.12.2020	31.12.2019	31.03.2020
		Unaudited	Unaudited	Unaudited	Unaudited	Unaudited	Audited
1.	Total Income from operations	407.00	1,809.73	4,336.28	2,516.17	16,081.80	18,543.47
2.	Net Profit/(Loss) for the period (before Tax, Exceptional and/or Extraordinary items)	(2477.35)	(1874.00)	(18.32)	(5381.26)	(451.11)	(3107.59)
3.	Net Profit/(Loss) for the period before Tax (after Exceptional and/or Extraordinary items)	(2477.35)	(1874.00)	(18.32)	(5381.26)	(451.11)	(3107.59)
4.	Net Profit/(Loss) for the period after Tax (after Exceptional and/or Extraordinary items)	(1849.43)	(1386.69)	29.31	(4031.22)	(718.16)	(2743.01)
5.	Equity Share Capital	1199.84	1199.84	1199.84	1199.84	1199.84	1199.84
6.	Total Comprehensive Income for the period (Comprising Profit / (Loss) for the period (after tax) and other Comprehensive Income (after tax))	(1,849.43)	(1,386.69)	29.31	(4,031.22)	(718.16)	(2,775.93)
7.	Earnings per share (of Rs. 1/- each) (for continuing and discontinued operations)						
	- Basic	(1.54)	(1.16)	0.02	(3.36)	(0.60)	(2.29)
	- Diluted	(1.54)	(1.16)	0.02	(3.36)	(0.60)	(2.29)

Extract of Consolidated Unaudited Financial Results for the 3rd quarter & nine months ended December 31, 2020							
Sl. No.	PARTICULARS	FOR THE QUARTER ENDED			FOR THE NINE MONTHS ENDED		FOR THE YEAR ENDED
		31.12.2020	30.09.2020	31.12.2019	31.12.2020	31.12.2019	31.03.2020
		Unaudited	Unaudited	Unaudited	Unaudited	Unaudited	Audited
1.	Total Income from operations	480.56	1,828.91	4,461.52	2,654.04	17,464.42	20,106.56
2.	Net Profit/(Loss) for the period (before Tax, Exceptional and/or Extraordinary items)	(2,786.48)	(2,062.93)	(384.56)	(6,018.47)	(1,078.85)	(3,798.89)
3.	Net Profit/(Loss) for the period before Tax (after Exceptional and/or Extraordinary items)	(2,786.48)	(2,062.93)	(384.56)	(6,018.47)	(1,078.85)	(3,798.89)
4.	Net Profit/(Loss) for the period after Tax (after Exceptional and/or Extraordinary items)	(2,158.38)	(1,575.80)	(328.85)	(4,668.43)	(1,236.74)	(3,434.66)
5.	Equity Share Capital	1199.84	1199.84	1199.84	1199.84	1199.84	1199.84
6.	Total Comprehensive Income for the period (Comprising Profit / (Loss) for the period (after tax) and other Comprehensive Income (after tax))	(2,158.38)	(1,575.80)	(328.85)	(4,668.43)	(1,236.74)	(3,467.99)
7.	Earnings per share (of Rs. 1/- each) (for continuing and discontinued operations)						
	- Basic	(1.80)	(1.31)	(0.27)	(3.89)	(1.03)	(2.86)
	- Diluted	(1.80)	(1.31)	(0.27)	(3.89)	(1.03)	(2.86)


Note: The above are extracts of the detailed format of standalone and consolidated un-audited for the 3rd quarter and nine months ended December 31, 2020, filed with BSE Ltd. and National Stock Exchange of India Ltd., under Regulation 33 of the SEBI (Listing Obligations and Disclosure Requirements) Regulations, 2015 ("Listing Regulations"). The full format of the standalone and consolidated un-audited for the 3rd quarter and nine months ended December 31, 2020 is available on the websites of the stock exchanges i.e. www.bseindia.com and www.nseindia.com and on the Company's website i.e. www.vipulgroup.in.

The above standalone and consolidated un-audited for the 3rd quarter and nine months ended December 31, 2020 is reviewed by the Audit Committee and on the recommendations have been approved by the Board of Directors at their respective meetings held on February 12, 2021. Further in accordance with the requirements of Regulation 33 of the Listing Regulations with the stock exchanges, the statutory auditor have carried out limited review for standalone and consolidated un-audited for the 3rd quarter and nine months ended December 31, 2020 and the limited review report has been approved by the Board.

These results will be made available on the Company's website viz www.vipulgroup.in and websites of BSE Limited and National Stock Exchange of India Limited viz, www.bseindia.com and www.nseindia.com.

For and on behalf of the Board
Vipul Limited
Sd/-
Punit Beriwal
Managing Director & Chief Executive Officer

Date: February 12, 2021
Place: Gurugram

 GEE Limited CIN : L99999MH1960PLC011879 Regd. Office: Plot No. E-1, Road No. 7, Wagle Ind. Estate, Thane-400 604 Email : shares@ggeelimited.com Web : www.ggeelimited.com Tel. No. : (02522) 280358, Fax No. : (02522) 281199				
Extract of Un-audited Financial Results for the Quarter ended 31 st December, 2020				
Sr. No.	Particulars	For the Quarter ended	Year to date figures	Corresponding
		31 st December 2020	for the current period ended 31 st December 2020	3 months ended in the previous year 31 st December 2019
		(Unaudited)	(Unaudited)	(Unaudited)
1	Total Income from Operations	7,965.43	16,604.98	20,545.54
2	Net Profit / (Loss) for the period (before Tax, Exceptional and / or Extraordinary items#)	602.71	1,056.16	710.09
3	Net Profit / (Loss) for the period before tax (after Exceptional and / or Extraordinary items#)	602.71	1,056.16	710.09
4	Net Profit / (Loss) for the period after tax (after Exceptional and / or Extraordinary items#)	451.02	790.47	527.09
5	Total Comprehensive Income for the period [Comprising Profit / (Loss) for the period (after tax) and Other Comprehensive Income (after tax)]	0.09	0.17	0.06
6	Equity Share Capital	472.52	472.52	472.52
7	Reserves (excluding Revaluation Reserve) as shown in the Audited Balance Sheet of the previous year	NA		
8	Earnings Per Share (of ₹ 2- each) (for continuing and discontinued operations)			
	Basic:	1.91	3.35	2.23
	Diluted:	1.91	3.35	2.23

Notes:

- Results for the quarter ended 31st December 2020 are in compliance with Indian Accounting Standards (Ind-AS) notified by the Ministry of Corporate of Affairs.
- The company had filed an appeal with CIT Appeals-1, Thane on 14th January 2019 against the tax demand of ₹ 70.96 lakhs raised for assessment year 2016-17. The DCIT in his order had disallowed the company's claim in respect of long term capital gain from sale of flat (property held for sale in books of accounts). During the year, hearing by CIT Appeals-1, Thane took place on September 2019. The matter is pending.
- The company had received a show-cause notice dated 12th May 2010 demanding ₹ 4.02 Crores of CENVAT credit on certain imported materials in the year 2008-09. Under the instructions from excise authorities, the company has already reversed under protest CENVAT credit of ₹ 3.09 Crores in the year 2008-09. Pending disposal of the case a sum of ₹ 2.07 Crores reversed under protest is shown under "Claims against the excise authorities" under the head "loans and advances". The matter came up for hearing several times during the financial year and the matter was adjourned to 16.04.2020. Based on legal advice, the company expects favorable outcome and no cash outflow is anticipated as the matter is one of interpretation of law.
- In term of IND AS 108, the Company is having single reportable segment i.e "manufacturing of welding consumables, copper coated wires, flux cored wires and welding fluxes".
- Nil investor complaints were received during the quarter. There was no complaint outstanding at the beginning or at the end of the quarter.
- The above results were reviewed by the Audit Committee and thereafter approved by the Board of Directors in its meeting held on 12th February, 2021.
- The Company account for gratuity / leave salary provisions at year end on actuarial basis.
- Deferred tax assets / liability will be computed at year end.
- Previous year figures have been regrouped whenever necessary.

For GEE Limited
Sd/-
Payal Agarwal
Whole-Time Director & CFO
DIN: 07198236

Date : 12th February, 2021
Place : Thane

Dhani Services Limited (Formerly known as Indiabulls Venture Limited) Extract of Unaudited Consolidated Financial Results for the quarter and nine months ended 31 December 2020 (₹ in Crores)				
Sr No.	Particulars	Quarter ended	Nine Months ended	Quarter ended
		31.12.20 (Unaudited)	31.12.20 (Unaudited)	31.12.19 (Unaudited)
1.	Total income from operations (net)	325.53	1,071.58	859.90
2.	Net Profit for the period (before Tax, Exceptional and/or Extraordinary items)	(85.03)	(17.66)	136.89
3.	Net Profit for the period before tax (after Exceptional and/or Extraordinary items)	(85.03)	(17.66)	136.89
4.	Net Profit for the period after tax (after Exceptional and/or Extraordinary items)	(79.53)	(65.47)	103.95
5.	Total comprehensive income for the period	(81.81)	(63.66)	80.60
6.	Paid-up equity share capital (Face Value of ₹ 2/- per Equity Share)	114.54	114.54	114.88
7.	Earnings per Share (EPS) (Face Value of ₹ 2/- per Equity Share) (EPS for the quarters and nine months not annualised)	(1.38)*	(1.13)*	1.69 *
	-Basic (Amount in ₹)	(1.38)*	(1.13)*	1.66 *
	-Diluted (Amount in ₹)	(1.38)*	(1.13)*	1.66 *

Notes:

- The above is an extract of the detailed format of Quarterly / Half Yearly Financial Results filed with the Stock Exchanges under Regulation 33 of the SEBI (Listing and Other Disclosure Requirements) Regulations, 2015. The full format of the Quarterly / Half Yearly Financial Results are available on the Company's website (<http://www.dhani.com>) and on the website of BSE (<http://www.bseindia.com>) and NSE (<http://www.nseindia.com>).

Notes to the Financial Results:

- The above results have been reviewed by the audit committee and subsequently approved at the meeting of the Board of Directors held on 12 February 2021.


2. Key Standalone Financial Information: (₹ in Crores)

Particulars	Quarter ended	Nine Months ended	Quarter ended
	31.12.20 (Unaudited)	31.12.20 (Unaudited)	31.12.19 (Unaudited)
Total Income	11.15	20.99	35.22
Profit before Tax	(2.25)	(6.35)	24.67
Profit for the period	(4.72)	(12.27)	24.37

Registered Office: M-62&63, First Floor, Connaught Place, New Delhi-110 001.
(CIN: L74999DL1995PLC069631)

For and on behalf of the Board of Directors
Divyesh B. Shah
Whole-time Director & COO

Place : Mumbai
Date : 12 February 2021


 YASH PAKKA Packaging with a Soul YASH PAKKA LIMITED (Formerly Yash Papers Limited) Regd Office: 2nd Floor, 24/57, Birhana Road, Kanpur –208001, Uttar Pradesh Corp Office: Yash Nagar, Ayodhya – 224135, Uttar Pradesh CIN: L24231UP1981PLC005294 T: +91 5278 258174 E: connect@yashpakka.com Website: www.yashpakka.com							
Statement of Unaudited Financial Results for the quarter ended 31st December, 2020							
Sr No.	Particulars	Quarter ended			Nine months ended		Year ended
		31.12.2020	30.09.2020	31.12.2019	31.12.2020	31.12.2019	31-Mar-20
		Reviewed	Reviewed	Reviewed	Reviewed	Reviewed	Audited
1	Total Income from Operations	5,216.59	4044.96	6,511.90	12478.34	19,646.97	25238.68
2	Net Profit / (Loss) for the period (before tax, Exceptional and / or Extraordinary items)	811.76	450.58	1077.26	1426.87	3022.15	3953.84
3	Net Profit / (Loss) for the period before tax (after Exceptional and / or Extraordinary items)	811.76	450.58	1,077.26	1,426.87	3,022.15	3,953.84
4	Net Profit / (Loss) for the period after tax (after Exceptional and / or Extraordinary items)	568.94	317.59	745.62	1001.11	2135.63	2761.83
5	Total Comprehensive Income for the period (Comprising Profit / (Loss) for the period (after tax) and Other Comprehensive Income (after tax))	568.76	327.33	757.74	1,002.45	2091.45	2717.40
6	Equity Share Capital	3524.00	3524.00	3524.00	3524.00	3524.00	3524.00
7	Reserves (excluding Revaluation Reserve) as shown in the Audited Balance Sheet						8138.99
8	Earnings per share (of Rs. 10/- each) (for continuing and discontinued operations)						
	Basic: (Rs)	1.61	0.90	2.12	2.84	6.06	7.84
	Diluted: (Rs)	1.61	0.90	2.12	2.84	6.06	7.84

Notes:

- The above is an extract of the detailed format of Quarterly Financial Results filed with the Stock Exchanges under Regulation 33 of the SEBI (Listing Obligations and Disclosure Requirements) Regulations, 2015. The full format of the Quarterly Financial Results are available on the stock exchange websites of BSE Limited at www.bseindia.com and Yash Pakka Limited at www.yashpakka.com

For Yash Pakka Limited
Sd/-
Jagdeep Hira
Managing Director
DIN : 07639849

Camp : Ayodhya
Date : 10th Feb, 2021

 GARMENT MANTRA LIFESTYLE LIMITED CIN: L18101T22011PLC017586 No.15, Murthys Plaza, Karigounder Street, Khaderpet, Tirupur-641601. Extract of Unaudited Financials for the Quarter and Nine months ended 31 st December 2020 ₹ in Lakhs						
Particulars	Standalone			Consolidated		
	Quarter Ended	Quarter Ended	Nine Months Ended	Quarter Ended	Quarter Ended	Nine Months Ended
	31-Dec-20	31-Dec-19	31-Dec-20	31-Dec-20	31-Dec-19	31-Dec-20
1 Total Income	2,085.61	2,364.84	5,959.45	2,227.69	2,364.84	6,101.53
2 Net Profit/(Loss) (before tax exceptional and/or Extraordinary items)	173.20	142.62	358.82	174.72	142.62	360.34
3 Exceptional items (Net)	-	-	-	-	-	-
4 Net Profit/(Loss) after tax (after exceptional and/or Extraordinary items)	128.17	99.84	271.00	129.29	99.84	272.13
5 Net Profit/(Loss) after tax from continuing operation(after exceptional items)	128.17	99.84	271.00	129.29	99.84	272.13
6 Net Profit/(Loss) after tax from discontinued operations(Net of Tax expenses)	-	-	-	-	-	-
7. Net Profit/(Loss) after tax from continuing and Discontinued operation(after exceptional items)	128.17	99.84	271.00	129.05	99.84	271.89
8 Total Comprehensive income for the period	128.17	99.84	271.00	129.05	99.84	271.89
9 Paid up equity Share Capital(Face Value Rs.10/-)			1003.84			1003.84
10 Earnings per share(of Rs.10/- each) Basic and diluted(Rs)	1.47	1.14	3.10	1.48	1.14	3.11

Note: The above is an extract of the detailed format of Quarterly and Nine months financial results filed with the Stock Exchanges under Regulation 33 of SEBI(Listing Obligations and Disclosure Requirements)Regulations, 2015. The full format of the financial results is available on the Stock exchange website www.bseindia.com and Company's website www.junctionfabrics.in

By Order of the Board
Prem Aggarwal
Managing Director
DIN No: 02050297

12th February 2021
Tirupur