

# Bloom Industries Ltd.

---

Date: 30<sup>th</sup> June, 2021

To,  
The Bombay Stock Exchange,  
Corporate Services Department,  
PhirozeJeejeebhoy Towers,  
Dalal Street, Fort,  
Mumbai- 400001

**Sub: Audited Financial Result for the Quarter and year ended 31<sup>st</sup> March, 2021.**  
**Ref: Bloom Industries Limited (Scrip Code: 513422)**



Dear Sir/Madam,

Pursuant to Regulation 30 of SEBI (Listing Obligations and Disclosure Requirements) Regulations, 2015, Please find enclosed Audited Financial Result for the Quarter and year ended 31<sup>st</sup> March, 2021 along with Auditors Report thereon.

We declare that the report of Auditors is with unmodified opinion with respect to the Audited Financial Result (Standalone) of the Company for the Quarter and year ended 31<sup>st</sup> March, 2021.

With Regards,

Yours Faithfully,  
For Bloom Industries Limited

**Sharad Kumar Gupta**  
**Whole Time Director**  
**DIN: 00844289**

**BLOOM INDUSTRIES LIMITED**  
CIN : L27200MH1989PLC054774

Regd. Office : Plot No. P-25, Civil Township, Rourkela-769 004.

Tel : +91 9937040828, E-mail : bloom1989@gmail.com, Web : www.bloom-industries.com

**STATEMENT OF AUDITED FINANCIAL RESULTS FOR THE QUARTER AND YEAR ENDED MARCH 31, 2021**

(Rs. In Lakhs except for per share data)

| Sr. No. | Particulars  | Quarter Ended  |               |                | Year Ended     |                |
|---------|--|----------------|---------------|----------------|----------------|----------------|
|         |  | 31.03.2021     | 31.12.2020    | 31.03.2020     | 31.03.2021     | 31.03.2020     |
|         |  | Audited        | Unaudited     | Audited        | Audited        | Audited        |
|         | <b>Income</b>  |                |               |                |                |                |
| I       | Revenue From Operations  | 4.54           | 151.33        | 78.40          | 485.52         | 462.36         |
| II      | Other Income   | 1.15           | 1.39          | 1.72           | 5.40           | 9.68           |
| III     | <b>Total Income (I+II)</b>   | <b>5.69</b>    | <b>152.72</b> | <b>80.12</b>   | <b>490.92</b>  | <b>472.04</b>  |
| IV      | <b>Expenses</b>  |                |               |                |                |                |
|         | Consumption of raw materials and components  | -              | -             | -              | -              | -              |
|         | Purchase of stock-in-trade   | 8.56           | 136.10        | 79.42          | 461.02         | 459.25         |
|         | Changes in inventories of finished goods, stock-in-trade and semi finished goods   | -              | -             | -              | -              | -              |
|         | Employee benefits expense  | 0.78           | 0.78          | 0.62           | 3.12           | 2.57           |
|         | Finance costs  | 0.01           | 0.02          | 0.02           | 0.04           | 0.02           |
|         | Depreciation and amortisation expense  | -              | -             | -              | -              | -              |
|         | Other expenses   | 7.65           | 14.13         | 11.28          | 47.91          | 31.38          |
|         | <b>Total Expenses (IV)</b>   | <b>17.00</b>   | <b>151.03</b> | <b>91.34</b>   | <b>512.09</b>  | <b>493.22</b>  |
| V       | <b>Profit/(Loss) before exceptional items and tax (III - IV)</b>   | <b>(11.31)</b> | <b>1.69</b>   | <b>(11.22)</b> | <b>(21.17)</b> | <b>(21.18)</b> |
| VI      | Exceptional Items  | -              | -             | -              | -              | -              |
| VII     | <b>Profit/(Loss) before tax (V - VI)</b>   | <b>(11.31)</b> | <b>1.69</b>   | <b>(11.22)</b> | <b>(21.17)</b> | <b>(21.18)</b> |
| VIII    | <b>Tax expense:</b>  |                |               |                |                |                |
|         | Current tax  | -              | -             | -              | -              | -              |
|         | Deferred tax   | -              | -             | -              | -              | -              |
| IX      | <b>Profit/(Loss) for the period from continuing operations (VII - VIII)</b>  | <b>(11.31)</b> | <b>1.69</b>   | <b>(11.22)</b> | <b>(21.17)</b> | <b>(21.18)</b> |
| X       | Profit/(Loss) for the period from discontinuing operations   | -              | -             | -              | -              | -              |
| XI      | Other Comprehensive Income   | -              | -             | -              | -              | -              |
| XII     | <b>Total Comprehensive Income for the Period (IX + X)</b><br><b>(Comprising Profit / (Loss) and Other Comprehensive Income for the period)</b> | <b>(11.31)</b> | <b>1.69</b>   | <b>(11.22)</b> | <b>(21.17)</b> | <b>(21.18)</b> |
|         | Paid-up equity share capital (Face value of Rs.10/- each)  | 470.60         | 470.60        | 470.60         | 470.60         | 470.60         |
|         | Reserves excluding revaluation reserves as per balance sheet of previous accounting year   |                |               |                | 40.59          | 61.76          |
| XIII    | <b>Earnings per equity share</b>   |                |               |                |                |                |
|         | Basic (Rs.)  | (0.24)         | 0.04          | (0.24)         | (0.45)         | (0.45)         |
|         | Diluted (Rs.)  | (0.24)         | 0.04          | (0.24)         | (0.45)         | (0.45)         |

**NOTES:**

- The above audited financial results of the Company for the quarter and year ended March 31, 2021 were reviewed by the Audit Committee and thereafter approved by the Board of Directors in their meeting held on June 30, 2021. The Statutory Auditors have audited the results and have expressed an unmodified opinion thereon.
- This statement has been prepared in accordance with Companies (Indian Accounting Standards) Rules, 2015 (Ind AS) prescribed under section 133 of the Companies Act, 2013 and other recognised accounting practices and policies to the extent applicable.
- Due to outbreak of COVID-19 globally and in India, the Company's management has made initial assessment of likely adverse impact on business and financial risks on account of COVID-19, and believes that the impact is likely to be short term in nature. The Company's operations and revenue during the current period were impacted due to COVID-19. The Company has taken into account the possible impact of COVID-19 in preparation of the audited financial results, including its assessment of recoverable value of its assets based on internal and external information upto the date of approval of these audited financial results and current indicators of future economic conditions. The Company's management has evaluated the prospects of the Company's products and its demand in this period and believes that these products will see demand as usual and is in a position to cater all the needs of the customers.
- The company operates in a single segment namely Iron Trading and hence the segment information is not furnished in above result under Ind- AS
- Previous year figures have been regrouped / recasted, wherever necessary.



By the Order of Board  
For Bloom Industries Limited

*(Signature)*

**Sharad Kumar Gupta**  
Whole Time Director  
DIN : 00844289

Place : Rourkela  
Date : June 30, 2021

| Statement of Assets and Liabilities |                    |                    |
|-------------------------------------|--------------------|--------------------|
|                                     | Rs. In Lakhs       |                    |
| Particulars                         | As at<br>31-Mar-21 | As at<br>31-Mar-20 |
| <b>A ASSETS</b>                     |                    |                    |
| <b>1 Non-current assets</b>         |                    |                    |
| (a) Property, Plant and Equipment   | -                  | -                  |
| (b) Investment Property             | -                  | -                  |
| (c) Finance assets                  | -                  | -                  |
| (b) Investment                      | -                  | -                  |
| (i) Investments                     | 291.09             | 291.09             |
| (ii) Loans                          | -                  | -                  |
| (c) Deferred tax assets (Net)       | -                  | -                  |
| (d) Other non-current assets        | -                  | -                  |
| <b>Total Non Current Assets</b>     | <b>291.09</b>      | <b>291.09</b>      |
| <b>2 Current assets</b>             |                    |                    |
| (a) Inventories                     | -                  | -                  |
| (b) Finance assets                  | -                  | -                  |
| (i) Trade receivables               | 5.11               | 20.74              |
| (ii) Cash and cash equivalents      | 0.01               | 0.01               |
| (iii) Bank balance other than above | 2.69               | 0.38               |
| (iv) Loans & Advances               | 235.48             | 279.90             |
| (v) Other Current Assets            | 12.18              | 11.40              |
| (c) Current Tax Asset               | 3.36               | 3.61               |
| <b>Total Current Assets</b>         | <b>258.83</b>      | <b>316.04</b>      |
| <b>Total Assets</b>                 | <b>549.92</b>      | <b>607.13</b>      |
| <b>EQUITY AND LIABILITIES</b>       |                    |                    |
| <b>Equity</b>                       |                    |                    |
| (a) Equity Share Capital            | 502.63             | 502.63             |
| (b) Reserves & Surplus              | 40.59              | 61.76              |
| <b>Total Equity</b>                 | <b>543.22</b>      | <b>564.39</b>      |
| <b>Liabilities</b>                  |                    |                    |
| <b>1 Non-Current Liabilities</b>    |                    |                    |
| (a) Financial liabilities           |                    |                    |
| (i) Borrowings                      | -                  | -                  |
| (b) Provisions                      |                    |                    |
| Deferred tax liabilities (Net)      | -                  | -                  |
| Other non-current liabilities       | -                  | -                  |
| <b>Total Non Current Liability</b>  | <b>-</b>           | <b>-</b>           |
| <b>2 Current Liabilities</b>        |                    |                    |
| (a) Financial liabilities           |                    |                    |
| (i) Borrowings                      | -                  | -                  |
| (ii) Trade payable                  | 2.13               | -                  |
| (iii) Other financial liabilities   | -                  | -                  |
| (b) Other current liabilities       | 4.57               | 42.74              |
| (c) Provisions                      | -                  | -                  |
| <b>Total Current Liability</b>      | <b>6.70</b>        | <b>42.74</b>       |
| <b>TOTAL EQUITY AND LIABILITIES</b> | <b>549.92</b>      | <b>607.13</b>      |

Place: Rourkela  
Date : June 30, 2021



For Bloom Industries Limited

*(Signature)*

(Sharad Kumar Gupta)  
DIN : 00844289  
Whole Time Director

# BLOOM INDUSTRIES LIMITED


CIN : L27200MH1989PLC054774

Regd. Office : Plot No.P-25, Civil Township, Rourkela-769 004

Tel : +91 9937040828, E-mail : bloom1989@ymail.com, Web : www.bloom-industries.com

| Statement of Cash Flow   | Amount in Lakhs                      |         |                                       |         |
|--|--------------------------------------|---------|---------------------------------------|---------|
| Particulars  | Current year ended<br>31 March, 2021 |         | Previous year ended<br>31 March, 2020 |         |
| <b>A. Cash flow from operating activities:</b>                               |                                      |         |                                       |         |
| Net Profit before extraordinary items and tax                                |                                      | (21.17) |                                       | (21.18) |
| <i>Adjustments for:</i>  |                                      |         |                                       |         |
| Depreciation   | -                                    |         | -                                     |         |
| Interest Income  | (5.40)                               |         | (9.68)                                |         |
| Interest Expenses  | 0.04                                 |         | 0.02                                  |         |
|  |                                      | (5.36)  |                                       | (9.66)  |
| <b>Operating profit before changes in operating assets &amp; liabilities</b> |                                      | (26.53) |                                       | (30.84) |
| <i>Adjustments for:</i>  |                                      |         |                                       |         |
| Trade & Other Receivables  | 59.52                                |         | 41.94                                 |         |
| Trade & Other Payables   | (36.04)                              |         | (27.55)                               |         |
|  |                                      | 23.48   |                                       | 14.39   |
| <b>Cash generated from operations</b>  |                                      | (3.05)  |                                       | (16.45) |
| Tax on Income  |                                      | -       |                                       | -       |
| <b>Cash flow before Extra Ordinary Items</b>                                 |                                      | (3.05)  |                                       | (16.45) |
| Extra Ordinary Items   |                                      | -       |                                       | -       |
| <b>Net cash flow from operating activities (A)</b>                           |                                      | (3.05)  |                                       | (16.45) |
| <b>B. Cash flow from investing activities:</b>                               |                                      |         |                                       |         |
| Purchase of Investments  | -                                    |         | -                                     |         |
| Proceeds from sale of Fixed Assets   | -                                    |         | -                                     |         |
| Interest received  | 5.40                                 |         | 9.68                                  |         |
| <b>Net cash flow used in investing activities (B)</b>                        |                                      | 5.40    |                                       | 9.68    |
| <b>C. Cash flow from financing activities:</b>                               |                                      |         |                                       |         |
| Proceeds from issue of equity shares (incl. premium)                         | -                                    |         | -                                     |         |
| Redemption of Preference Shares  | -                                    |         | -                                     |         |
| Net Increase / (Decrease) in Public Deposits                                 | -                                    |         | -                                     |         |
| Net Increase / (Decrease) in Share Warrants                                  | -                                    |         | -                                     |         |
| Net Increase / (Decrease) in Long Term Liabilities                           | -                                    |         | -                                     |         |
| Interest Paid  | (0.04)                               |         | (0.02)                                |         |
| <b>Net cash flow from financing activities (C)</b>                           |                                      | (0.04)  |                                       | (0.02)  |
| <b>Net increase/(decrease) in Cash and cash equivalents (A+B+C)</b>          |                                      | 2.31    |                                       | (6.79)  |
| Cash and cash equivalents at the beginning of the year                       |                                      | 0.39    |                                       | 7.18    |
| <b>Cash and cash equivalents at the end of the year</b>                      |                                      | 2.70    |                                       | 0.39    |
| <b>Cash and cash equivalents at the end of the year *</b>                    |                                      | 2.70    |                                       | 0.39    |
| * Comprises:   |                                      |         |                                       |         |
| (a) Cash on hand   |                                      | 0.01    |                                       | 0.01    |
| (b) Balances with banks  |                                      |         |                                       |         |
| (i) In current accounts  |                                      | 2.69    |                                       | 0.38    |
| (ii) In earmarked accounts (Refer Note (ii) below)                           |                                      |         |                                       |         |

Place: Rourkela  
Dated: 30.06.2021



For Bloom Industries Limited

(Sharad Kumar Gupta)  
DIN : 00844289  
Whole Time Director



# S K PATODIA & ASSOCIATES

## CHARTERED ACCOUNTANTS

**Independent Auditor's Report on Audit of Annual Financial Results and Review of Quarterly Financial Results of Bloom Industries Limited pursuant to the Regulation 33 of the Securities and Exchange Board of India (Listing Obligations and Disclosure Requirements) Regulations, 2015, as amended**

**TO THE BOARD OF DIRECTORS OF  
BLOOM INDUSTRIES LIMITED**

### Opinion

We have audited the accompanying Statement of quarterly and year-to-date financial results of Bloom Industries Limited, ("the Company") for the quarter and year ended March 31, 2021 ("the Statement"), attached herewith, being submitted by the Company pursuant to the requirements of Regulation 33 of the Securities and Exchange Board of India (Listing Obligations and Disclosure Requirements) Regulations, 2015 as amended ("the Regulation").

In our opinion and to the best of our information and according to the explanations given to us, the Statement:

- i. is presented in accordance with the requirements of Regulation in this regard; and
- ii. gives a true and fair view in conformity with the recognition and measurement principles laid down in the applicable accounting standards and other accounting principles generally accepted in India of the net loss and total comprehensive income and other financial information of the company for the quarter and year ended March 31, 2021.

### Basis for Opinion

We conducted our audit in accordance with the Standards on Auditing (SAs) specified under section 143(10) of the Companies Act, 2013, as amended ("the Act"). Our responsibilities under those SAs are further described in the Auditor's Responsibilities for the Audit of the Financial Results section of our report. We are independent of the Company in accordance with the Code of Ethics issued by the Institute of Chartered Accountants of India ("ICAI") together with the ethical requirements that are relevant to our audit of the financial statements under the provisions of the Act and the Rules thereunder, and we have fulfilled our other ethical responsibilities in accordance with these requirements and the ICAI's Code of Ethics. We believe that the audit evidence we have obtained is sufficient and appropriate to provide a basis for our audit opinion.


### Management's Responsibilities for the Financial Results

The Statement, which is the responsibility of the Company's Management and approved by the Board of Directors, has been prepared on the basis of the annual financial statements. The Company's Board of Directors are responsible for the preparation and presentation of these financial results that give a true and fair view of the net loss and other comprehensive income and other financial information in accordance with the applicable accounting standards prescribed under section 133 of the Act read with relevant rules issued thereunder and other accounting principles generally accepted in India and in compliance with the Regulation. This responsibility also includes maintenance of adequate accounting records in accordance with the provisions of the Act for safeguarding of the assets of the Company and for preventing and detecting frauds and other irregularities; selection and application of appropriate accounting policies; making judgments and estimates that are reasonable and prudent; and design, implementation and maintenance of adequate internal financial controls that were operating effectively for ensuring the accuracy and completeness of the accounting records, relevant to the preparation and presentation of the Statement that give a true and fair view and are free from material misstatement, whether due to fraud or error.

**Head Office** : Choice House, Shree Shakambhari Corporate Park, Plot No. 156-158, J. B. Nagar, Andheri (East), Mumbai - 400099. Tel.: +91 22 6707 9444 | Email : info@skpatodia.in

**Offices** : New Delhi | Jaipur | Ahmedabad | Kolkata | Bengaluru | Raipur | Hyderabad | Patna | Bhopal | Ranchi | Nagpur | Guwahati

[www.skpatodia.in](http://www.skpatodia.in)



In preparing the Statement, the Board of Directors is responsible for assessing the Company's ability to continue as a going concern, disclosing, as applicable, matters related to going concern and using the going concern basis of accounting unless management either intends to liquidate the Company or to cease operations, or has no realistic alternative but to do so.

The Board of Directors is also responsible for overseeing the Company's financial reporting process of the company.

#### **Auditor's Responsibilities for the Audit of the Financial Results**

Our objectives are to obtain reasonable assurance about whether the Statement as a whole are free from material misstatement, whether due to fraud or error, and to issue an auditor's report that includes our opinion. Reasonable assurance is a high level of assurance, but is not a guarantee that an audit conducted in accordance with SAs will always detect a material misstatement when it exists. Misstatements can arise from fraud or error and are considered material if, individually or in the aggregate, they could reasonably be expected to influence the economic decisions of users taken on the basis of the Statement.

As part of an audit in accordance with SAs, we exercise professional judgment and maintain professional skepticism throughout the audit. We also:

- Identify and assess the risks of material misstatement of the Statement, whether due to fraud or error, design and perform audit procedures responsive to those risks, and obtain audit evidence that is sufficient and appropriate to provide a basis for our opinion. The risk of not detecting a material misstatement resulting from fraud is higher than for one resulting from error, as fraud may involve collusion, forgery, intentional omissions, misrepresentations, or the override of internal control.
- Obtain an understanding of internal control relevant to the audit in order to design audit procedures that are appropriate in the circumstances but not for the purpose of expressing an opinion on effectiveness of such controls.
- Evaluate the appropriateness of accounting policies used and the reasonableness of accounting estimates and related disclosures made by management.
- Evaluate the appropriateness and reasonableness of disclosures made by the Board of Directors in terms of the requirements specified under Regulation 33 of the Listing Regulations.
- Conclude on the appropriateness of the Board of Director's use of the going concern basis of accounting and, based on the audit evidence obtained, whether a material uncertainty exists related to events or conditions that may cast significant doubt on the Company's ability to continue as a going concern. If we conclude that a material uncertainty exists, we are required to draw attention in our auditor's report to the related disclosures in the financial results or, if such disclosures are inadequate, to modify our opinion. Our conclusions are based on the audit evidence obtained up to the date of our auditor's report. However, future events or conditions may cause the Company to cease to continue as a going concern.
- Evaluate the overall presentation, structure and content of the Statement, including the disclosures, and whether the Statement represents the underlying transactions and events in a manner that achieves fair presentation.
- Obtain sufficient appropriate audit evidence regarding the Financial Results of the Company to express an opinion on the Financial Results.

Materiality is the magnitude of misstatements in the Financial Results that, individually or in aggregate, makes it probable that the economic decisions of a reasonably knowledgeable user of the Financial Results may be influenced. We consider quantitative materiality and qualitative factors in (i) planning the scope of our audit work and in evaluating the results of our work; and (ii) to evaluate the effect of any identified misstatements in the Financial Results.



We communicate with those charged with governance regarding, among other matters, the planned scope and timing of the audit and significant audit findings, including any significant deficiencies in internal control that we identify during our audit.

We also provide those charged with governance with a statement that we have complied with relevant ethical requirements regarding independence, and to communicate with them all relationships and other matters that may reasonably be thought to bear on our independence, and where applicable, related safeguards.

**Other Matter**

1. The Statement includes the results for the quarter ended March 31, 2021 being the balancing figure between the audited figures in respect of the full financial year ended on March 31, 2021 and the published unaudited year-to-date figures up to the third quarter of the current financial year, which were subjected to a limited review by us, as required under the Regulation.
2. The financial statements of the Company for the quarter and year ended March 31, 2020, prepared in accordance with Companies (Indian Accounting Standards) Rules, 2015, was audited by another firm of Chartered Accountants, who issued an unmodified opinion vide their report dated June 29, 2020.

Our conclusion is not qualified in respect of these matters.

For S K Patodia & Associates  
Chartered Accountants  
Firm Registration Number: 112723W



Dhiraj Lalpuria  
Partner  
Membership Number : 146268  
UDIN : 21146268AAAAPL4134



Date : June 30, 2021  
Place : Mumbai