

KPL/2022-23/BSE
05/09/2022



Bombay Stock Exchange Ltd. 1 st floor New Trading Ring Rotunda Building P.J.Towers Dalal Street, Fort MUMBAI – 400 001 Scrip Code : 530299	National Stock Exchange of India Ltd. Exchange Plaza, 5 th floor Plot No., C/1 G Block Bandra Kurla Complex Bandra (E) MUMBAI – 400 051 Scrip Code : KOTHARIPRO
--	---

Dear Sir,

Sub : Notice of Thirty Eight Annual General Meeting and Intimation of remote E-voting facility

Pursuant to Regulation 30 read with Paragraph A of Part A of schedule III of SEBI (Listing Obligations and Disclosure Requirements) Regulations, 2015, the Notice calling the Thirty Eight Annual General Meeting of the members of the Company on Friday, 30th September, 2022 at 11.30 A.M., containing the business to be transacted thereat, is attached herewith alongwith the Annual Report for the Financial Year 2021-22. The aforesaid documents are being mailed to the members of the Company.

Further, as per section 108 of the Companies Act, 2013 read with Rule 20 of the Companies (Management and Administration) Rules, 2014 and Regulation 44 of the SEBI (Listing Obligations and Disclosure Requirements) Regulations, 2015, the Company is providing to its members the facility of "remote e-voting" to cast their vote by electronic means on all resolutions set forth in the aforesaid Notice. The instructions for e-voting are mentioned in the said Notice. This is for your record and doing the needful.

Kindly acknowledge receipt.

Thanking you,

Yours faithfully
for **KOTHARI PRODUCTS LTD.**


(RAJ KUMAR GUPTA)
CS & COMPLIANCE OFFICER
FCS – 3281



Encl : As above

Regd. Off. : " Pan Parag House", 24/19, The Mall, Kanpur - 208 001 (INDIA)

Phone : +91 512 2312171-72-73-74 • Fax: +91 512 2312058

E-mail: kothari@panparag.com

CIN No. - L 16008 UP 1983 PLC 006254

info@kothariproducs.in



KOTHARI
PRODUCTS LIMITED



38th ANNUAL REPORT
2021-22



CONTENTS

Board of Directors	2
Founder Chairman	3
Chairman's Letter to Shareowners	4-5
Notice	6-12
Directors' Report	13-31
Corporate Governance Report	32-46
STANDALONE STATEMENTS:	
Auditors' Report	47-54
Balance Sheet	55
Statement of Profit & Loss	56
Statement of Changes in Equity	57
Cash Flow Statement	58-59
Notes to Financial Statements	60-91
CONSOLIDATED STATEMENTS:	
Auditors' Report	92-98
Balance Sheet	99
Statement of Profit & Loss	100
Statement of Changes in Equity	101
Cash Flow Statement	102-103
Notes to Financial Statements	104-138
Financial Details of Subsidiaries/Associates	139
Additional Information	140

CAUTIONARY STATEMENT

Statements in this annual report describing the company's objectives, projections, estimates and expectations may be forward looking statements with in the meaning of applicable laws and regulations. Actual results might differ substantially or materially from those expressed or implied. Important developments that could affect the Company's operations include a downtrend in the international trade, exchange rate fluctuations, significant changes in economic environment, slow down in infrastructure sector etc.

BOARD OF DIRECTORS

Chairman & Managing Director

DEEPAK KOTHARI

Executive Director

MITESH KOTHARI

Directors

DR. AVINASH GUPTA
PRAMOD KUMAR TANDON
VIKAS CHATURVEDI
POONAM ACHARYA

CS & Compliance Officer

RAJ KUMAR GUPTA

Chief Financial Officer

ANURAG TANDON

AUDITORS

M/S.G.M.KAPADIA & CO.
Chartered Accountants
1007, Raheja Chambers
213, Nariman Point
Mumbai - 400 021

SECRETARIAL AUDITORS

ADESH TANDON & ASSOCIATES
Company Secretaries
811, 8th floor,
Kan chambers, 14/113
Civil lines
Kanpur - 208001

REGISTERED OFFICE & SECRETARIAL DEPARTMENT

"Pan Parag House", 24/19, The Mall
Kanpur - 208001
E-mail : info@kothariproductions.in,
kothari@kothariproductions.in
Ph. Nos. (0512) 2312171 -74

INVESTORS' GRIEVANCE E-MAIL ID

rkgupta@kothariproductions.in

AUDIT COMMITTEE

Chairman

PRAMOD KUMAR TANDON

Members

DEEPAK KOTHARI
DR. AVINASH GUPTA
VIKAS CHATURVEDI

STAKEHOLDERS RELATIONSHIP COMMITTEE

Chairman

PRAMOD KUMAR TANDON

Members

DEEPAK KOTHARI
MITESH KOTHARI
DR. AVINASH GUPTA

NOMINATION & REMUNERATION COMMITTEE

Chairman

PRAMOD KUMAR TANDON

Members

DR. AVINASH GUPTA
VIKAS CHATURVEDI

CORPORATE SOCIAL RESPONSIBILITY COMMITTEE

Chairman

PRAMOD KUMAR TANDON

Members

DEEPAK KOTHARI
DR. AVINASH GUPTA

RISK MANAGEMENT COMMITTEE

Chairman

PRAMOD KUMAR TANDON

Members

DEEPAK KOTHARI
DR. AVINASH GUPTA
VIKAS CHATURVEDI

II ALIVE IN OUR MEMORIES FOREVER II



"A visionary who looked into the future. An inspiration who led by example. Your ideals and values guide and inspire us. The legacy you left behind is our greatest strength and motivation".



Chairman's Message

Dear Fellow Share Owners,

I am honoured once again to be amongst all of you in this annual general meeting of the Company to share my views on the broad state of affairs of your Company during the period under review.

As was anticipated, the period remained turbulent and full of uncertainty coupled with global destabilization and contracting economies worldwide. Cascading effects of pandemic are evident on several fronts and various Governments are trying hard to overcome such a grave situation of disruption.

The magnanimity of the economic distress is rapidly unfolding that even the developed world is being hit real hard. Geopolitical condition in Europe has added to the miseries of the world at large. Continued conflict is rubbing salt on the wounds of battered economic conditions. Crude oil embargo/ sanctions have spiraled its prices to unprecedented levels fuelling inflation in many countries including our neighbours.

The world has changed profoundly over the past two years, while it was difficult and fraught with uncertainty, the impact has fundamentally altered the business land scape which is now more complex.

During the period under review, as was foreseen, the international business environment remained under tremendous pressure and largely stagnated, however, the Company continued its operations cautiously and with conservative approach despite disruptions. The Company is now more and more focusing on domestic trade due to uncertainty in the international trade as geopolitical situation remained quite volatile.

Company has some stake in commercial as well as residential spaces along with its subsidiaries/ associates. Some of the projects continued to be stalled and in commercial spaces occupancy is also adversely impacted. The market is recovering though gradually.

Despite short term headwinds, India has been the fastest growing major economy for two years in a row and is set to grow over an extended period on account of Central Government's focus on reform measures, prioritization of domestic value addition and policy interventions. During the uncertain times, financial prudence is to conserve the resources and seize new opportunities. As painful and disruptive as it was, the pandemic was also learning experience. We will not take anything for granted hereon. It has given us courage of conviction to embark on our plans of de-risk the business and target growth aggressively.

Continued accommodative monetary policy of RBI, raising of repo rates recently, expected increase in infrastructure expenditure by the Governments, are the forces that will support growth recovery coupled with global growth prospects.

As I conclude, I would like to express my heartfelt appreciation to our employees for their unwavering dedication and commitment towards conducting our operations on the principle of "Going beyond business". I would also like to thank all our stakeholders for their continued trust and support.

With lots of Thanks,



Deepak Kothari

Kanpur

Dated : 22nd August, 2022

NOTICE

Notice is hereby given that the Thirty Eighth Annual General Meeting of the Members of M/s Kothari Products Limited will be held on Friday, the 30th September, 2022 through Video Conferencing ("VC") or other Audio Visual Means ("OAVM") at 11:30 A.M., to transact the following businesses:-

ORDINARY BUSINESS:

1. To receive, consider and adopt the Audited Standalone Financial Statements of the Company for the Financial Year ended 31st March, 2022 together with the Reports of the Board of Directors and Auditors thereon.
2. To receive, consider and adopt the Audited Consolidated Financial Statements of the Company for the Financial Year ended 31st March, 2022 together with the Reports of the Auditors thereon.
3. To appoint a Director in place of Smt. Poonam Acharya (DIN: 07238992), who retires by rotation and being eligible, offers herself for re-appointment.

Regd. Off:
'PAN PARAG HOUSE'
24/19, THE MALL
KANPUR - 208 001

DATE: 22nd August, 2022

By Order of the Board
for KOTHARI PRODUCTS LTD.

(RAJ KUMAR GUPTA)
CS & Compliance Officer

NOTES:

1. In view of the ongoing Covid-19 pandemic, the Ministry of Corporate Affairs ("MCA") has vide its Circular No. 14/2020 and 17/2020 dated 8th April, 2020 and 13th April, 2020 respectively, Circular No.20/2020 dated 5th May, 2020 (collectively referred to as "MCA Circulars") and SEBI Circular dated 12th May, 2020 permitted the holding of the Annual General Meeting ("AGM") through VC/OAVM Facility, without the physical presence of the Members at a common venue. In compliance with the provisions of the Companies Act, 2013 ("the Act"), SEBI (Listing Obligations and Disclosure Requirements) Regulations, 2015 ("SEBI Listing Regulations"), aforesaid MCA Circulars and Circulars issued by the Securities and Exchange Board of India ("SEBI Circular"), the 38th AGM of the Company is being held through VC/OAVM Facility. The detailed procedure for participating in the meeting through VC/OAVM Facility is mentioned hereunder in this notice and also on the website of National Securities Depositories Limited ("NSDL"). The deemed venue for the 38th AGM shall be the Registered Office of the Company.
2. In terms of the aforesaid MCA Circulars and SEBI Circular, the Notice of the 38th AGM and the Annual Report for F.Y. 2021-22 will be also available on the website of the Company at www.kothariproducs.in and on the website of BSE Limited at www.bseindia.com and National Stock Exchange of India Limited at <https://www.nseindia.com>
3. Pursuant to the provisions of the Act, a Member entitled to attend and vote at the AGM is entitled to appoint a proxy to attend and vote on his/her behalf and the proxy need not be a Member of the Company. Since this AGM is being held pursuant to the aforesaid MCA Circulars and SEBI Circular through VC/OAVM Facility, physical attendance of Members has been dispensed with. Accordingly, the facility for appointment of proxies by the Members will not be available for the 38th AGM of the Company and therefore the Proxy Form and Attendance Slip are not annexed to this Notice.
4. Attendance of the Members of the Company, participating in the 38th AGM through VC/OAVM Facility will be counted for the purpose of reckoning the quorum under section 103 of the Act.
5. The Register of Members and Share Transfer Books of the Company shall remain closed from Friday, 23rd September, 2022 to Friday, 30th September, 2022 (both days inclusive) in connection with the Annual General Meeting.
6. THE MEMBERS HOLDING PHYSICAL SHARES ARE, IN THEIR OWN INTEREST, ADVISED TO SEND IMMEDIATELY REQUESTS FOR CHANGE OF ADDRESS AND BANK PARTICULARS, IF ANY, TO OUR REGISTRAR I.E. M/s. ALANKIT ASSIGNMENTS LTD., (UNIT: KOTHARI PRODUCTS LTD.) "ALANKIT HOUSE" 4E/2 JHANDEWALAN EXTENSION, NEW DELHI - 110 055, PHONE NOS. (011) 23541234 & 42541234 FAX NO. (011) 41543474. HOWEVER, THE MEMBERS HOLDING DEMAT SHARES ARE ADVISED TO IMMEDIATELY INTIMATE THE CHANGE OF ADDRESS AND BANK DETAILS TO THEIR CONCERNED DEPOSITORY PARTICIPANTS.
7. Those Members who have not encashed/received their Dividend warrants for the financial years 2014 - 15 onwards may approach immediately and latest by 15th September, 2022 to the Secretarial Department at the Registered Office of the Company for revalidation of Dividend Warrants or for obtaining duplicate Dividend Warrants in lieu of the lost warrants. The Company has uploaded the details of unpaid and unclaimed amounts lying with the Company on the website of the Company (www.kothariproducs.in).
8. Transfer of Unclaimed/Unpaid amounts to the Investor Education and Protection Fund (IEPF):
Pursuant to Sections 124 and 125 of The Companies Act, 2013 and Rules made thereunder, all Unclaimed/Unpaid dividend for a period of seven years, from the date they became due for payment, were required to be transferred to the IEPF. Accordingly, all unclaimed/unpaid dividend for the Financial Year 2014-15, have to be transferred to the Investors Education & Protection Fund (IEPF) established by the Central Government.
Further, as per Section 124(6) of the Act read with the IEPF Rules as amended, all shares in respect of which dividend has remained unpaid/unclaimed for seven consecutive years or more are also required to be transferred to the Demat Account of the IEPF Authority.
The Company has sent notices to all the members whose Dividends are lying unpaid/unclaimed for seven consecutive years or more. Concerned Members are requested to claim the same immediately. In case the dividends are not claimed, necessary steps will be initiated by the Company to transfer shares held by the members to IEPF without further notice.
The unpaid Dividend amount relating to the Financial Years, 1997-98, 1998-2000 (Interim), 1998-2000 (Final), 2000-2001, 2001-2002, 2002-2003, 2003-2004, 2004-2005, 2005-2006, 2006-07, 2007-08, 2008-2009, 2009-10, 2010-11, 2011-12, 2012-13 & 2013-14 have been transferred to the aforesaid Investor Education & Protection Fund.
MEMBERS ARE AGAIN ADVISED TO NOTE THAT THE UNPAID DIVIDEND AMOUNT RELATING TO FINANCIAL YEAR 2014-15 WILL BE TRANSFERRED TO THE INVESTOR EDUCATION & PROTECTION FUND, AS PER THE PROVISIONS OF SEC.124(5) OF THE COMPANIES ACT, 2013 IN OCTOBER, 2022. THE DIVIDEND FOR THE AFORESAID YEAR SHALL BE PAID ONLY ON RECEIPT OF REQUEST AND SATISFACTORY COMPLIANCE OF THE REQUISITE PROCEDURE.
9. SEBI had also mandated that requests for effecting transfer of securities (except transmission or transposition of securities) shall not be processed after March 31, 2019, unless the securities are held in dematerialized form. Hence,

the Members holding shares in physical form are requested to convert their holdings to dematerialized form at the earliest.

10. Section 72 of the Companies Act, 2013 has extended nomination facility to individuals holding shares in Companies. Shareowners, in particular, those holding shares as sole holder are advised to avail of the above facility in their own interest, by furnishing to the Company the particulars of their nominations. The prescribed application form may be obtained by the shareowners from the Company's Secretarial Department at its Registered Office.
11. Pursuant to the aforesaid MCA Circulars and SEBI Circular, in view of the prevailing situation, owing to the difficulties involved in despatch of physical copies of the Documents, the Notice of the 38th AGM and the Annual Report for the year 2021-22 including therein the Audited Financial Statements for financial year ended 31st March, 2022, are being sent only by email to the Members. Members who have not registered their email addresses with the Company or with their respective Depository Participants and who wish to receive the Notice of the 38th AGM and the Annual Report for the year 2021-22 and all other communications sent by the Company, from time to time, can now register the same by submitting a duly filled-in request form mentioning their folio number, complete address, email address to be registered along with scanned self attested copy of the PAN Card and any document (such as Driving Licence, Passport, Bank Statement, Aadhar Card) supporting the registered address of the Member, by email to the Registrar. Members holding shares in demat form are requested to register their email addresses with their Depository Participant(s) only.
12. Even after registering for e-communication, the members are entitled to receive such communication/documents in physical form, upon making a request for the same, by post, free of cost.
13. Pursuant to the provisions of Section 108 of the Act read with Rule 20 of the Companies (Management and Administration) Rules, 2014 (as amended), Secretarial Standard on General Meetings (SS-2) issued by the Institute of Company Secretaries of India ("ICSI") and Regulation 44 of Listing Regulations read with MCA Circulars and SEBI Circular, the Company is providing remote e-Voting facility to its Members in respect of the business to be transacted at the 38th AGM and facility for those Members participating in the 38th AGM to cast vote through e-Voting system during the 38th AGM. National Securities Depositories Ltd. (NSDL) will be providing facility for voting through remote e-Voting, for participation in the 38th AGM through VC/OAVM Facility and e-Voting during the 38th AGM.
14. A person, whose name is recorded in the Register of Members or in the Register of Beneficial Owners maintained by the Depositories as on the cut-off date only, shall be entitled to avail the facility of remote e-voting.
15. Members who have acquired shares after the e-mailing of the Annual Report and before the book closure may obtain the user ID and Password by sending a request at evoting@nsdl.co.in or rta@alankit.com by mentioning their Folio No./DP ID and Client Id. However, if you are already registered with NSDL for remote e-voting, then you can use your existing user ID and password for casting your vote. If you have forgotten your password, you can reset your password by using "Forgot User Details / Password" option available on www.evoting.nsdl.com or contact NSDL at the following toll free no. 1800-222-990.
16. The Company has appointed Sri Adesh Tandon, a Practising Company Secretary of Kanpur as Scrutinizer to receive and scrutinize the completed physical ballot forms and votes cast electronically by the members. The results declared alongwith the Scrutinizer's Report shall be placed on the Company's website www.kothariproducts.in and on the website of NSDL www.evoting.nsdl.com within two working days of passing the resolutions at the Thirty Eighth Annual General Meeting of the Company on Friday, 30th September, 2022 and communicated to the Bombay Stock Exchange Ltd. and National Stock Exchange of India Limited, where the shares of the Company are listed.
17. The Securities & Exchange Board of India has notified that the shareholders/transferees of shares (including Joint holders) holding shares in physical form are required to furnish a certified copy of their PAN Card to the Company/RTA while transacting in the securities market including by transfer, transmission or any other Corporate Action. Accordingly, all the Physical shareholders/transferees of shares (including Joint holders) are requested to furnish a certified copy of their PAN Card to the Company/RTA while transacting in the securities market including by transfer, transmission or any other Corporate Action.
18. The Members can join the AGM in VC/OAVM mode 15 (fifteen) minutes before and after the scheduled time of the commencement of the Meeting by following the procedure mentioned in the Notice. All the Statutory Registers and other material documents, required to be available for inspection will be available for inspection by the Members on all working days at the Registered Office of the Company between 11:00 A.M. to 1:00 P.M. upto the date of AGM. Members seeking to inspect such documents can send an e-mail to rkgupta@kothariproducts.in with the subject line "Kothari Products Limited 38th AGM-Inspection of Documents". However the same will be available electronically for inspection by the members during the AGM only after login and otherwise through request at the aforesaid e-mail ID.
19. Pursuant to SEBI (LODR) Regulations, 2015, particulars of Directors seeking re-appointments at this meeting are provided in the Corporate Governance Report forming part of the Annual Report.
20. Those Members who require any information regarding the accounts or any other information regarding the Company must inform the Company atleast 7 days in advance before the AGM to enable the Company to keep the information readily available at the AGM.

21. Those Members who want to speak at the AGM must inform the Company at least 3 days in advance of the AGM about their aforesaid intention. The facility for joining the AGM through VC/OAVM shall be available on first come first served basis.
22. When a pre-registered speaker is invited to speak at the meeting but he/she does not respond, the next speaker will be invited to speak. Accordingly, all speakers are requested to get connected to a device with video/camera along with good internet speed.
23. The Company reserves the right to restrict the number of questions and number of speakers, as appropriate, for smooth conduct of the AGM.
24. Since the AGM will be held through VC/OAVM, the route map of the venue of the meeting is not annexed hereto.
25. Members attending the AGM through VC/OAVM shall be reckoned for the purpose of quorum under Section 103, of the Act.
26. The recorded transcript of the AGM through VC/OAVM shall be placed on the website of the Company.

27. THE INSTRUCTIONS FOR MEMBERS FOR REMOTE E-VOTING, E-VOTING AT AGM AND FOR JOINING THE MEETING ARE AS UNDER:-

The EVEN of the Company 121199

The remote e-voting period begins on 27th September, 2022 at 9:00 A.M. and ends on 29th September, 2022 at 5:00 P.M. The remote e-voting module shall be disabled by NSDL for voting thereafter. The Members, whose names appear in the Register of Members / Beneficial Owners as on the record date (Cut-off date) i.e. 23rd September, 2022, may cast their vote electronically. The voting rights of the shareholders shall be in proportion to their share in the paid-up equity share capital of the Company as on the aforesaid Cut-off date.

How do I vote electronically using NSDL e-Voting system?




The way to vote electronically on NSDL e-Voting system consists of "Two Steps" which are mentioned below:

Step 1: Access to NSDL e-Voting system

A) Login method for e-Voting and joining virtual meeting for Individual shareholders holding securities in demat mode

In terms of SEBI circular dated December 9, 2020 on e-Voting facility provided by Listed Companies, Individual shareholders holding securities in demat mode are allowed to vote through their demat account maintained with Depositories and Depository Participants. Shareholders are advised to update their mobile number and email Id in their demat accounts in order to access e-Voting facility.

Login method for Individual shareholders holding securities in demat mode is given below:

Type of shareholders	Login Method
Individual Shareholders holding securities in demat mode with NSDL.	<ol style="list-style-type: none"> 1. Existing IDeAS user can visit the e-Services website of NSDL Viz. https://eservices.nsdl.com either on a Personal Computer or on a mobile. On the e-Services home page click on the "Beneficial Owner" icon under "Login" which is available under 'IDeAS' section, this will prompt you to enter your existing User ID and Password. After successful authentication, you will be able to see e-Voting services under Value added services. Click on "Access to e-Voting" under e-Voting services and you will be able to see e-Voting page. Click on company name or e-Voting service provider i.e. NSDL and you will be re-directed to e-Voting website of NSDL for casting your vote during the remote e-Voting period or joining virtual meeting & voting during the meeting. 2. If you are not registered for IDeAS e-Services, option to register is available at https://eservices.nsdl.com. Select "Register Online for IDeAS Portal" or click at https://eservices.nsdl.com/SecureWeb/IdeasDirectReg.jsp 3. Visit the e-Voting website of NSDL. Open web browser by typing the following URL: https://www.evoting.nsdl.com/ either on a Personal Computer or on a mobile. Once the home page of e-Voting system is launched, click on the icon "Login" which is available under 'Shareholder/Member' section. A new screen will open. You will have to enter your User ID (i.e. your sixteen digit demat account number hold with NSDL), Password/OTP and a Verification Code as shown on the screen. After successful authentication, you will be redirected to NSDL Depository site wherein you can see e-Voting page. Click on company name or e-Voting service provider i.e. NSDL and you will be redirected to e-Voting website of NSDL for casting your vote during the remote e-Voting period or joining virtual meeting & voting during the meeting. 4. Shareholders/Members can also download NSDL Mobile App "NSDL Speede" facility by scanning the QR code mentioned below for seamless voting experience. <div style="text-align: center;"> <p>NSDL Mobile App is available on</p>    </div>

Individual Shareholders holding securities in demat mode with CDSL	<ol style="list-style-type: none"> Existing users who have opted for Easi / Easiest, they can login through their user id and password. Option will be made available to reach e-Voting page without any further authentication. The URL for users to login to Easi / Easiest are https://web.cdslindia.com/myeasi/home/login or www.cdslindia.com and click on New System Myeasi. After successful login of Easi/Easiest the user will be also able to see the E Voting Menu. The Menu will have links of e-Voting service provider i.e. NSDL. Click on NSDL to cast your vote. If the user is not registered for Easi/Easiest, option to register is available at https://web.cdslindia.com/myeasi/Registration/EasiRegistration Alternatively, the user can directly access e-Voting page by providing demat Account Number and PAN No. from a link in www.cdslindia.com home page. The system will authenticate the user by sending OTP on registered Mobile & Email as recorded in the demat Account. After successful authentication, user will be provided links for the respective ESP i.e. NSDL where the e-Voting is in progress.
Individual Shareholders (holding securities in demat mode) login through their depository participants	You can also login using the login credentials of your demat account through your Depository Participant registered with NSDL/CDSL for e-Voting facility. upon logging in, you will be able to see e-Voting option. Click on e-Voting option, you will be redirected to NSDL/CDSL Depository site after successful authentication, wherein you can see e-Voting feature. Click on company name or e-Voting service provider i.e. NSDL and you will be redirected to e-Voting website of NSDL for casting your vote during the remote e-Voting period or joining virtual meeting & voting during the meeting.

Important note: Members who are unable to retrieve User ID/ Password are advised to use Forget User ID and Forget Password option available at abovementioned website.

Helpdesk for Individual Shareholders holding securities in demat mode for any technical issues related to login through Depository i.e. NSDL and CDSL.

Login type	Helpdesk details
Individual Shareholders holding securities in demat mode with NSDL	Members facing any technical issue in login can contact NSDL helpdesk by sending a request at evoting@nsdl.co.in or call at toll free no.: 1800 1020 990 and 1800 22 44 30
Individual Shareholders holding securities in demat mode with CDSL	Members facing any technical issue in login can contact CDSL helpdesk by sending a request at helpdesk.evoting@cdslindia.com or contact at 022-23058738 or 022-23058542-43

B) Login Method for e-Voting and joining virtual meeting for shareholders other than Individual shareholders holding securities in demat mode and shareholders holding securities in physical mode.

How to Log-in to NSDL e-Voting website?

- Visit the e-Voting website of NSDL. Open web browser by typing the following URL: <https://www.evoting.nsdl.com/> either on a Personal Computer or on a mobile.
- Once the home page of e-Voting system is launched, click on the icon "Login" which is available under 'Shareholder/Member' section.
- A new screen will open. You will have to enter your User ID, your Password/OTP and a Verification Code as shown on the screen.

Alternatively, if you are registered for NSDL eservices i.e. IDEAS, you can log-in at <https://eservices.nsdl.com/> with your existing IDEAS login. Once you log-in to NSDL eservices after using your log-in credentials, click on e-Voting and you can proceed to Step 2 i.e. Cast your vote electronically.

- Your User ID details are given below :

Manner of holding shares i.e. Demat (NSDL or CDSL) or Physical	Your User ID is:
a) For Members who hold shares in demat account with NSDL.	8 Character DP ID followed by 8 Digit Client ID For example if your DP ID is IN300*** and Client ID is 12***** then your user ID is IN300***12*****.
b) For Members who hold shares in demat account with CDSL.	16 Digit Beneficiary ID For example if your Beneficiary ID is 12***** then your user ID is 12*****.
c) For Members holding shares in Physical Form.	EVEN Number followed by Folio Number registered with the company For example if folio number is 001*** and EVEN is 101456 then user ID is 101456001***

5. Password details for shareholders other than Individual shareholders are given below:
 - a) If you are already registered for e-Voting, then you can use your existing password to login and cast your vote.
 - b) If you are using NSDL e-Voting system for the first time, you will need to retrieve the 'initial password' which was communicated to you. Once you retrieve your 'initial password', you need to enter the 'initial password' and the system will force you to change your password.
 - c) How to retrieve your 'initial password'?
 - (i) If your email ID is registered in your demat account or with the company, your 'initial password' is communicated to you on your email ID. Trace the email sent to you from NSDL from your mailbox. Open the email and open the attachment i.e. a .pdf file. Open the .pdf file. The password to open the .pdf file is your 8 digit client ID for NSDL account, last 8 digits of client ID for CDSL account or folio number for shares held in physical form. The .pdf file contains your 'User ID' and your 'initial password'.
 - (ii) If your email ID is not registered, please follow steps mentioned below in **process for those shareholders whose email ids are not registered.**
6. If you are unable to retrieve or have not received the "Initial password" or have forgotten your password:
 - a) Click on "**Forgot User Details/Password?**"(If you are holding shares in your demat account with NSDL or CDSL) option available on www.evoting.nsdl.com.
 - b) **Physical User Reset Password?** (If you are holding shares in physical mode) option available on www.evoting.nsdl.com.
 - c) If you are still unable to get the password by aforesaid two options, you can send a request at evoting@nsdl.co.in mentioning your demat account number/folio number, your PAN, your name and your registered address etc.
 - d) Members can also use the OTP (One Time Password) based login for casting the votes on the e-Voting system of NSDL.
7. After entering your password, tick on Agree to "Terms and Conditions" by selecting on the check box.
8. Now, you will have to click on "Login" button.
9. After you click on the "Login" button, Home page of e-Voting will open.

Step 2: Cast your vote electronically and join General Meeting on NSDL e-Voting system.

How to cast your vote electronically and join General Meeting on NSDL e-Voting system?

1. After successful login at Step 1, you will be able to see all the companies "EVEN" in which you are holding shares and whose voting cycle and General Meeting is in active status.
2. Select "EVEN" of company for which you wish to cast your vote during the remote e-Voting period and casting your vote during the General Meeting. For joining virtual meeting, you need to click on "VC/OAVM" link placed under "Join Meeting".
3. Now you are ready for e-Voting as the Voting page opens.
4. Cast your vote by selecting appropriate options i.e. assent or dissent, verify/modify the number of shares for which you wish to cast your vote and click on "Submit" and also "Confirm" when prompted.
5. Upon confirmation, the message "Vote cast successfully" will be displayed.
6. You can also take the printout of the votes cast by you by clicking on the print option on the confirmation page.
7. Once you confirm your vote on the resolution, you will not be allowed to modify your vote.

General Guidelines for shareholders

1. Institutional shareholders (i.e. other than individuals, HUF, NRI etc.) are required to send scanned copy (PDF/JPG Format) of the relevant Board Resolution/ Authority letter etc. with attested specimen signature of the duly authorized signatory(ies) who are authorized to vote, to the Scrutinizer by e-mail to adesh.tandon11@gmail.com with a copy marked to evoting@nsdl.co.in. Institutional shareholders (i.e. other than individuals, HUF, NRI etc.) can also upload their Board Resolution / Power of Attorney / Authority Letter etc. by clicking on "**Upload Board Resolution / Authority Letter**" displayed under "**e-Voting**" tab in their login.
2. It is strongly recommended not to share your password with any other person and take utmost care to keep your password confidential. Login to the e-voting website will be disabled upon five unsuccessful attempts to key in the correct password. In such an event, you will need to go through the "Forgot User Details/Password?" or "Physical User Reset Password?" option available on www.evoting.nsdl.com to reset the password.
3. In case of any queries, you may refer the Frequently Asked Questions (FAQs) for Shareholders and e-voting user manual for Shareholders available at the download section of www.evoting.nsdl.com or call on toll free no.: 1800 1020 990 and 1800 22 44 30 or send a request to Ms.Soni Singh, Asstt. Manager, NSDL at evoting@nsdl.co.in

Process for those shareholders whose email ids are not registered with the depositories for procuring user id and password and registration of e mail ids for e-voting for the resolutions set out in this notice:

1. In case shares are held in physical mode please provide Folio No., Name of shareholder, scanned copy of the share certificate (front and back), PAN (self attested scanned copy of PAN card), AADHAR (self attested scanned copy of Aadhar Card) by email to rta@alankit.com or rkgupta@kothariproducs.in
2. In case shares are held in demat mode, please provide DPID-CLID (16 digit DPID + CLID or 16 digit beneficiary ID), Name, client master or copy of Consolidated Account statement, PAN (self attested scanned copy of PAN card), AADHAR (self attested scanned copy of Aadhar Card) to rkgupta@kothariproducs.in.
3. Alternatively shareholder/members may send a request to evoting@nsdl.co.in for procuring user id and password for e-voting by providing above mentioned documents.

THE INSTRUCTIONS FOR MEMBERS FOR e-VOTING ON THE DAY OF THE AGM ARE AS UNDER:-

1. The procedure for e-Voting on the day of the AGM is same as the instructions mentioned above for remote e-voting.
2. Only those Members/ shareholders, who will be present in the AGM through VC/OAVM facility and have not casted their vote on the Resolutions through remote e-Voting and are otherwise not barred from doing so, shall be eligible to vote through e-Voting system in the AGM.
3. Members who have voted through Remote e-Voting will be eligible to attend the AGM. However, they will not be eligible to vote at the AGM.
4. The details of the person who may be contacted for any grievances connected with the facility for e-Voting on the day of the AGM shall be the same person mentioned for Remote e-voting.

INSTRUCTIONS FOR MEMBERS FOR ATTENDING THE AGM THROUGH VC/OAVM ARE AS UNDER:

1. Member will be provided with a facility to attend the AGM through VC/OAVM through the NSDL e-Voting system. Members may access by following the steps mentioned above for **Access to NSDL e-Voting system**. After successful login, you can see link of "VC/OAVM link" placed under "**Join meeting**" menu against company name. You are requested to click on VC/OAVM link placed under Join General Meeting menu. The link for VC/OAVM will be available in Shareholder/Member login where the EVEN of Company will be displayed. Please note that the members who do not have the User ID and Password for e-Voting or have forgotten the User ID and Password may retrieve the same by following the remote e-Voting instructions mentioned in the notice to avoid last minute rush.
2. Members are encouraged to join the Meeting through Laptops for better experience.
3. Further Members will be required to allow Camera and use Internet with a good speed to avoid any disturbance during the meeting.
4. Please note that Participants Connecting from Mobile Devices or Tablets or through Laptop connecting via Mobile Hotspot may experience Audio/Video loss due to Fluctuation in their respective network. It is therefore recommended to use Stable Wi-Fi or LAN Connection to mitigate any kind of aforesaid glitches.
5. Shareholders who would like to express their views/have questions may send their questions in advance mentioning their name demat account number/folio number, email id, mobile number at rkgupta@kothariproducs.in. The same will be replied by the company suitably.

Regd. Off:
'PAN PARAG HOUSE'
24/19, THE MALL
KANPUR - 208 001

DATE: 22nd August, 2022

By Order of the Board
for KOTHARI PRODUCTS LTD.

(RAJ KUMAR GUPTA)
CS & Compliance Officer

DIRECTORS' REPORT

TO THE MEMBERS:

The Board of Directors of your Company presents herewith its 38th Annual Report and Audited Financial Statements for the financial year ended 31st March, 2022. The report also includes the Management Discussion and Analysis Report in accordance with the guidelines of Corporate Governance.

FINANCIAL PERFORMANCE & STATE OF COMPANY'S AFFAIRS

(Amount in Rs. Lacs)

	STANDALONE		CONSOLIDATED	
	FINANCIAL YEAR ENDED 31.03.2022	FINANCIAL YEAR ENDED 31.03.2021	FINANCIAL YEAR ENDED 31.03.2022	FINANCIAL YEAR ENDED 31.03.2021
Net Sales:	1,07,900	1,70,707	3,39,685	3,11,705
Other Income	3,534	7,104	4,584	7,577
Profit before Depreciation & Taxation	1,206	1,385	2,203	-5,097
Less : Depreciation	237	229	276	300
Provision for Taxation :				
- Current Tax	313	9	435	16
- Deferred Tax	7	233	-118	234
- Tax Adjustments for earlier years	138	-24	143	-19
- Profit after Tax	511	937	1,467	-5,628
Add : Balance of Profit brought forward from previous year	51,810	50,873	52,300	57,098
Add: Reserve related to ceased subsidiaries	-	-	120	830
Add : Debenture Redemption Reserve brought back	-	-	2098	-
Profit available for appropriation	<u>52,321</u>	<u>51,810</u>	<u>55,985</u>	<u>52,300</u>
APPROPRIATIONS				
Transfer to General Reserve	-	-	-	-
Prior Period Expenses	-	-	-	-
Proposed Dividend	-	-	-	-
Additional Tax on Proposed Dividend	-	-	-	-
Balance of Profit carried forward	<u>52,321</u>	51,810	<u>55,985</u>	52,300
	<u>52,321</u>	<u>51,810</u>	<u>55,985</u>	<u>52,300</u>

TRANSFER TO RESERVES

The Board of Directors of the Company has not transferred any amount to the Reserves for the year under review.

2022 IN RETROSPECT & STATE OF COMPANY'S AFFAIRS

Your Directors are to report that the Company's sales turnover during the year under review has decreased to Rs.107900 Lacs from Rs.170707 Lacs during the previous financial year registering decrease of 36.79%. Similarly the Company has earned lower profit before depreciation & tax during the year of Rs.1206 Lacs as against Rs.1385 Lacs in the previous year registering a decrease of 12.92%. Similarly the Company has earned lower profit after Tax of Rs.511 Lacs as against Rs.937 Lacs during the previous year, registering decrease of 45.46%. The aforesaid decrease in turnover and profitability is due to the reasons mentioned in the Management Discussion & Analysis Report forming part of this Report.

INTERNATIONAL BUSINESS

The Company's export during the year under review has decreased to Rs.65923 Lacs as compared to Rs.154012 Lacs during the previous year resulting in decrease of 57.20%.

DIVIDEND RECOMMENDED

To conserve the resources for future purpose, the Board of Directors of your company does not recommend any dividend for the financial year 2021-22.

CHANGES IN SHARE CAPITAL

During the year under review there were no changes in the Share Capital of the Company.

ISSUE OF EQUITY SHARES WITH DIFFERENTIAL RIGHTS, SWEAT EQUITY, ESOS ETC.

During the year the Company has not issued any shares with differential rights, sweat equity, ESOS etc.

CHANGE IN THE NATURE OF BUSINESS OF THE COMPANY

During the year under review there was no change in the nature of business of the Company.

SUBSIDIARIES AND ASSOCIATES

The Company has as on 31st March, 2022, two subsidiaries namely KPL Exports Ltd. & Kothari Products Singapore Pte. Ltd. Further, the Company also has as on 31st March, 2022, four associate Companies as mentioned in the notes of the Financial Statements of the Company. The prescribed salient features of the financial statements of the aforesaid subsidiary companies and associates Companies as per sub section 3 of section 129 of the Act have been disclosed in a separate statement attached to the consolidated Financial Statements which forms part of this Annual Report. The statement reflects the performance and financial position of each of the subsidiaries and associates, as required by Rule 8 (1) of the Companies (Accounts) Rules, 2014. The Company hereby undertakes that the Annual Accounts of the subsidiary companies and their related detailed information shall be made available to the shareowners of the holding and subsidiary companies seeking such information at any point of time and shall also be placed on the website of the holding Company. The Annual Accounts of the subsidiary companies shall also be kept for inspection by any shareowner at the Registered Office of the holding company and of the subsidiary companies concerned.

HIGHLIGHTS OF PERFORMANCE OF SUBSIDIARIES & ASSOCIATES

The highlights of performance of subsidiaries & associates during the year under review and their contribution to the overall performance of the Company are mentioned in the form AOC-1 and Statement of Additional Informations as per schedule III to the Companies Act, 2013 of the aforesaid subsidiaries & associates, is appended to the Consolidated Financial Statements accompanying this report.

AMALGAMATION OF ADYASHAKTI REALTORS LTD. WITH THE COMPANY

During the year under review the Scheme of Amalgamation of the Company's wholly owned subsidiary company i.e. M/s Adyashakti Realtors Limited ("The transferor Company") with the Company ("The Transferee Company") has been approved by The Regional Director, (Northern Region) Ministry of Corporate Affairs, New Delhi vide its order dated 14th September, 2021. The form INC-28 for aforesaid merger of M/s.Adyashakti Realtors Ltd. (ARL) with the Company has been approved by the concerned Registrar of Companies U.P. on 7th December, 2021 and accordingly the aforesaid scheme has become effective w.e.f. the aforesaid date. Since ARL is the wholly owned subsidiary of the Company, there will be no issue of shares as consideration. The accounting effect of the above scheme has been given in the Annual Financial Statements attached herewith.

DIRECTORS AND KEY MANAGERIAL PERSONNEL

Smt. Poonam Acharya, a Director of the Company, retires by rotation at the ensuing Annual General Meeting and being eligible has offered herself for re-appointment. There is no other change in the Key Managerial Personnel during the year.

NUMBER OF THE BOARD MEETINGS

The Company held Six Board Meetings during the year 2021-22 and the details of aforesaid meetings are given in the Corporate Governance Report.

DEPOSITS

The Company neither accepted any Deposits from the public nor there is any outstanding amount of deposit during the financial year 2021-22, hence the particulars relating to the aforesaid are not applicable.

DIRECTORS' RESPONSIBILITY STATEMENT

As required under Sec.134(3)(c) read with Sec. 134(5) of the Companies Act, 2013, your Directors confirm:

- (i) That in the preparation of the annual accounts for the year ended 31st March, 2022, the applicable accounting standards have been followed;
- (ii) that the Directors have selected such accounting policies and applied them consistently and made judgments and estimates that are reasonable and prudent so as to give a true and fair view of the state of affairs of the company at the end of the financial year and of the profit of the company for the year under review;
- (iii) that the Directors have taken proper and sufficient care for the maintenance of adequate accounting records in accordance with the provisions of the Companies Act, 2013 for safeguarding the assets of the company and for preventing and detecting fraud and other irregularities;
- (iv) that the Directors have prepared the annual accounts for the year under review on a going concern basis.
- (v) the Directors have laid down internal financial controls to be followed by the Company and that such internal financial controls are adequate and operating effectively.
- (vi) the Directors have devised proper systems to ensure compliance with the provisions of all applicable laws and that such systems are adequate and operating effectively.

COMMITTEES OF THE BOARD

Pursuant to the provisions of the Companies Act, 2013 and provisions of SEBI (Listing Obligations & Disclosure Requirements) Regulations, 2015 the Company has constituted following committees:-

1. Audit Committee.
2. Stakeholders Relationship Committee.
3. Nomination & Remuneration Committee.
4. Corporate Social Responsibility Committee.
5. Risk Management Committee.

The Composition, Scope and Powers of the aforementioned Committees together with details of their meetings held during the period under review, forms part of the Corporate Governance Report.

ANNUAL REPORT ON CSR ACTIVITIES

As required by the Companies (Corporate Social Responsibility Policy) Rules, 2014 the annual report on CSR activities undertaken by the Company during the year under review is attached as '**Annexure-1**' to this Directors Report.

DETAILS OF VIGIL MACHANISM

Pursuant to Section 177 of The Companies Act, 2013, the Board has adopted a Whistle Blower Policy to promote reporting of any unethical or improper practice or violation of the Company's Code of Conduct or complaints regarding accounting, auditing, internal controls or disclosure practices of the Company. It gives a platform to the Whistle blower to report any unethical or improper practice (not necessarily violation of law) and to define processes for receiving and investigating complaints. The Company has appointed Sri Anurag Tandon, Chief Financial Officer as its Vigilance Officer and his address is Kothari Products Limited , C/62, Vibgyor Tower, 5th Floor, Bandra Kurla Complex, Bandra East, Mumbai, E-mail Id:- anuragtandonca@gmail.com. The company has assigned the email ID- anuragtandonca@gmail.com or deepakkothari@panparag.com or citizenforum.tandon6@gmail.com on which anyone can report or send written complaint to the Vigilance Officer, Chairman & Managing Director and the Chairman of the Audit Committee. The confidentiality of those reporting violations is maintained and they are not subjected to any discriminatory practice. The aforesaid policy has been posted by company on its website under link "Investor Section".

POLICIES OF THE COMPANY

Pursuant to the provisions of the Companies Act, 2013 and provisions of SEBI (Listing Obligations & Disclosure Requirement) Regulations, 2015, the Company has framed following Policies:-

1. Corporate Social Responsibility Policy.
2. Nomination & Remuneration policy.
3. Risk Management Policy.
4. Whistle Blower Policy/Vigil Mechanism.
5. Policy on Material Subsidiaries.
6. Policy on Related Party Transactions.
7. Policy determining materiality of events/information.
8. Policy on code of Practices and Procedures for fair disclosure of Insider Trading.
9. Policy on Code of Business conduct & ethics.
10. Policy on Preservation of Documents.

The details of the aforesaid policies are mentioned in the Corporate Governance Report and copies of the aforesaid policies are placed on the website of the Company. However as required by section 178 of the Companies Act, 2013, the Remuneration Policy developed by the Company is attached herewith as **"Annexure-2"**.

INVESTOR EDUCATION AND PROTECTION FUND (IEPF)

Pursuant to the provisions of the Companies Act, 2013 read with the IEPF Authority (Accounting, Audit, Transfer & Refund) Rules, 2016, all dividends remaining unpaid/unclaimed for a period of 7 years from the date of their transfers are required to be transferred by the Company to the IEPF established by the Government of India. Accordingly all unpaid or unclaimed dividends upto the Financial Year 2013-14 have already been transferred and for the Financial Year 2014-15 will be transferred by the Company by October, 2022 to the aforesaid fund. Further, as per the aforesaid provisions all relevant shares corresponding to the aforesaid unpaid/unclaimed dividends upto Financial year 2013-14 have also been transferred to the demat account of the IEPF authority as per the details mentioned below, the details of the aforesaid shares are also available under the heads "Investor's Section" on the website of the company:-

Sl. No.	Particulars	No. of Shareholders	No. of Share
1.	Aggregate number of shareholders & the outstanding shares in the above Demat account lying at the beginning of the year i.e. on April 1, 2021	76	10164
2.	Number of shareholders who approached issuer for transfer of shares from above Demat account during the year	Nil	Nil
3.	Number of shareholders whose shares transferred from above Demat account during 2021-22	Nil	Nil
4.	No. of shareholders whose shares transferred to the above demat account during 2021-22	55	14632
5.	Aggregate number of shareholders and outstanding shares in the above demat account lying at the end of the year as on March 31, 2022	131	24796

Voting rights on the equity shares lying in the above demat account shall remain frozen until the rightful owner of such equity shares claims these equity shares.

DECLARATION BY INDEPENDENT DIRECTORS

Sri Pramod Kumar Tandon, Sri Vikas Chaturvedi and Dr. Avinash Gupta are Independent Directors on the Board of the Company. All the above named Independent Directors have given their respective declarations under Section 149(6) of the Companies Act, 2013 and the Rules made thereunder. In the opinion of the Board, the Independent Directors fulfill the conditions relating to their status as Independent Directors as specified in Section 149 of the Companies Act, 2013 and the Rules made thereunder.

STATUTORY AUDITOR AND AUDITORS' REPORT

M/s. Rajiv Mehrotra & Associates, Joint Auditors of the Company have resigned during the year under review and have submitted their resignation vide their letter dated 13.11.2021, hence M/s. G M. Kapadia & Co., Auditors of the Company, have carried out the Audit of the Company and have submitted Auditor's Report attached with the Financial Statements of the Company accompanying this Report. The aforesaid report does not contain any qualification, reservation or adverse remarks which need explanation in the Director's Report. However, the observations of Statutory Auditor in its reports on standalone and consolidated financials are self-explanatory and therefore do not call for any further comments. Further, the Auditors have not observed any fraud to be reported under Section 143(12) of The Companies Act, 2013.

SECRETARIAL AUDIT & ITS REPORT

As required by section 204 of The Companies Act, 2013, M/s Adesh Tandon & Associates, Practicing Company Secretary of Kanpur was appointed as the Secretarial Auditor of the Company and he has carried out the Secretarial Audit of the Company and has submitted his Report which is annexed to this report as '**Annexure-3**'. The aforesaid report does not contain any qualification, reservation or adverse remarks which need explanation in the Director's Report.

LOANS, GUARANTEES OR INVESTMENTS

The details of the Loans, guarantees and investments covered under sec.186 of the Companies Act, 2013 form part of the financial statements accompanying this Report.

STOCK EXCHANGE LISTING & COMPLIANCE

The Shares of the Company are presently listed at Bombay Stock Exchange Ltd., Mumbai & National Stock Exchange of India Ltd., Mumbai and the Company is regularly complying with all the provisions of the SEBI (Listing Obligations & Disclosure Requirements) Regulations, 2015.

CORPORATE GOVERNANCE REPORT

A detailed Corporate Governance Report that also contains disclosures as per Section 134 and 177 of the Companies Act, 2013 is attached and forms part of this Annual Report.

A certificate from the secretarial auditors of the Company regarding compliance with the conditions of Corporate Governance as required under SEBI (Listing Obligations & Disclosures Requirement) Regulations, 2015 is part of this Annual Report.

BOARD EVALUATION

Pursuant to provisions of the Companies Act, 2013 & SEBI (Listing Obligations & Disclosure Requirements) Regulations, 2015, the Nomination & Remuneration Committee has carried out an Annual performance evaluation of the Board of Directors as a whole its committees and the Directors individually.

The evaluation of non-independent Directors, Chairman and the Board as a whole was done at a separate meeting held by independent Directors. The performance evaluation of independent Directors was done by the entire board, excluding Directors being evaluated.

DISCLOSURE UNDER SEXUAL HARASSMENT OF WOMEN AT WORKPLACE (PREVENTION, PROHIBITION AND REDRESSAL) ACT, 2013

The Company has in place, an Anti-sexual Harassment Policy in line with the requirements of The Sexual Harassment of Women at the Workplace (Prevention, Prohibition & Redressal) Act, 2013.

An Internal Complaints Committee (ICC) has been set up to redress complaints received regarding sexual harassment, if any. All employees (Permanent, Contractual, Temporary, Trainees) are covered under this policy. There were no complaint received from any employee during the financial year 2021-22 and hence no complaint is outstanding as on 31.03.2022 for redressal.

MANAGEMENT DISCUSSION & ANALYSIS REPORT

The information, as required under SEBI (Listing Obligations & Disclosures Requirements) Regulations, 2015 is as under:-

a) INDUSTRY STRUCTURE AND DEVELOPMENTS

The Global economy grew an estimated 5.9% in 2021 compared to de-growth of 3.3% in 2020. However, the spread of more transmissible versions of Covid-19, surge in Covid-19 cases and the associated lockdowns in some regions and Geo political tensions in Europe added fuel to uncertainty of the prospect of economic recovery. World economy witnessed supply bottlenecks and disruption and concerns of high inflations globally, rising interest rates alongwith consequent risk of the recession in some major economies dampened the sentiments and led to uncertainty to the prospect of global economic recovery.

Geo-political tensions lead to sanctions imposed by affected countries which resulted in the high Crude oil prices, metal price also rose significantly. However, in India, the path to economic recovery is encouraging and we are witnessing robust GDP growth.

The Indian economy was affected by the second wave of the pandemic that affected economic growth towards the fag end of the previous financial year and across the first quarter of the financial year under review. The result is that after a growth of 1.6 per cent in the last quarter of FY 21, the Indian economy grew 20.1 percent in the first quarter of FY 22 due to the relatively small economic base during the corresponding period of the previous year.

b) OPPORTUNITIES & THREATS

With the initiative of Atmanirbhar package/ Gati Shakti Mission announced last year, there have also been some structural reforms-oriented measures targeted at various sectors. Across the next three years, capital expenditure in core sectors - cement, metal, oil refining and power - should be about Rs.5 trillion. Besides, the Government's production linked incentives (PLI)-led capex should generate an incremental Rs.1.4 trillion in sectors like consumer durables, pharmaceuticals and automobiles. However, the relief measures for the businesses in the nature of credit guarantee scheme announced previous year, have been severely affected by the pandemic and unable to achieve its goal. Also, the prospects for the export sector are not projected to see an improvement owing to above mentioned uncertainties around the world. Further, disruptions to businesses worldwide and economic slowdown may have its eventual impact on the Company.

There may be continued instability in the market, currency fluctuations does also affect adversely the international market. Recent events have been relentless with global pandemic, tension in Europe, disruptions in supply chain, shortages and much more. The businesses have to cope- up with the unprecedented sequence of events rapidly. The margins have been impacted due to volatile international market.

However, RBI is quite proactive in containing inflation and various measures like repo rate changes have been taken to stabilize the economy in this uncertain period, the prospects for the export sector are not projected to see remarkable improvement owing to uncertainties around the world due to continuing Covid 19 pandemic and tensions in Europe.

As the Company deals in international trade, it is exposed to foreign currency risks but the risk is minimized to the great extent by natural hedging. Company also has in house treasury with well-defined hedging policy through which company monitors its currency exposure on continuous basis and employs various hedging tools like forward cover, options etc.

Company does have comprehensive risk management system in place which includes internal controls which are commensurate to the size and nature of the inherent risks of company's businesses. These Risk Management system and processes enable the company in identifying and managing the risks appropriately.

c) SEGMENT-WISE PERFORMANCE

In trading division company's emphasis is on consolidation and diversification instead of expansion. The revenue of the Trading division during the year under review has been Rs. 110170 Lacs as compared to Rs. 171313 Lacs during the previous year and that of the Real Estate etc., has been Rs. 1264 Lacs as compared to Rs. 6498 Lacs during the previous year. The profit before tax and interest from both the aforesaid division is at Rs. 2359 Lacs and Rs 914 Lacs respectively as compared to previous year figures of Rs. -1718 Lacs & Rs.6223 Lacs respectively.

d) OUTLOOK:

The business around the globe pick- up gradually and your company would also perform well in coming years. The Indian economy is projected to grow by 8% in FY23 (World Bank estimate), buoyed by tailwinds of consistent agricultural performance, flattening of the COVID-19 infection curve, increase in Government spending, favourable reforms and an efficient roll-out of the vaccine leading to a revival in economic activity.

Businesses in India also started to resume gradually after second wave of Covid-19, and your Company is also scaling up the activities slowly and cautiously, although with the stable government at the center and "Atmanirbhar Bharat"/ Gati Shakti Mission initiatives, we expect improvement in domestic trade and real estate business in future.

The period of crisis and uncertainty in the markets is expected to take its own time and largely depends upon the various international factors to subside in due course, upon which your company will be able to tide over properly and shall also embark upon other trade prospects including diversification.

e) RISKS AND CONCERNS:

These aspects have been mentioned under the Heading "Opportunities and Threats".

f) DETAILS OF SIGNIFICANT CHANGES (I.E. CHANGE OF 25% OR MORE COMPARED TO THE IMMEDIATE PREVIOUS FINANCIAL YEAR)

Sr. No.	Particulars	As at 31 st March 2022	As at 31 st March 2021	Variance %	Reasons
1	Current Ratio	5.38	2.17	148.07	Increased primarily on account of timely collection from trade receivables and paying of loan liabilities.
2	Debt-Equity Ratio	0.09	0.54	(82.55)	Decreased on account of repayment of current borrowings during the year.
3	Debt Service Coverage Ratio	0.07	0.20	(67.46)	Reduction is mainly on account of repayment of borrowings.
4	Return on Equity Ratio	0.54	1.00	(45.86)	The decrease is primarily on account of lower profits as compared to F.Y. 2020-21.
5	Inventory Turnover Ratio	366.21	550.55	(33.48)	The decrease is on account of lower volume and reduction in inventory holding period.
6	Trade Payables Turnover Ratio	24.53	39.83	(38.42)	Reduction in volume as well as outstanding trade payables.
7(a)	Return on Investment (Fixed Deposits)	3.50	5.18	(32.45)	Decrease is mainly due to reduction in fixed deposits with bank.
7(b)	Return on Investment (Mutual Funds)	2.25	9.08	(75.19)	Decrease is mainly due to lower fair value gain as compared to previous year.
7(c)	Return on Investment (Quoted Shares)	38.46	86.08	(55.33)	Decrease is mainly due to lower fair value gain as compared to previous year.

INTERNAL FINANCIAL CONTROL SYSTEMS AND THEIR ADEQUACY

The Company has in place adequate internal financial control systems & other internal control procedures commensurate with the size of the Company and the nature of its business for the import & export of commodities, minerals etc., purchase of assets and with regard to the sale of goods to ensure proper recording of financial & operational information and compliance of various statutory compliances.

DISCUSSION ON FINANCIAL PERFORMANCE WITH RESPECT TO OPERATIONAL PERFORMANCE

These discussions have been enumerated under the headings "Financial Performance", "2022 in Retrospect" & "Segment wise Performance" of this Report.

MATERIAL DEVELOPMENTS IN HUMAN RESOURCES/INDUSTRIAL RELATIONS FRONT

Human Resource is the most important element of any organization. Our Core Values are discipline, trust, integrity and work style. Core Values are established to align all the people in the organization in the direction of achieving stated goals all throughout the organization. The Company is taking sufficient steps for employee engagement and motivation. This has resulted in reduction of employee turnover. Your Company focuses on recruiting and retaining the best talent in the industry. Moreover, Company provides them proper induction, training and knowledge upgradation for the individual as well as organizational growth. The Company continues to maintain its record of cordial and harmonious industrial relations without any interruption in work. Further, as on 31st March, 2022 the Company had 48 employees on its roll.

RISK MANAGEMENT

The Company has in place a Risk Management framework to identify, Evaluate & Monitor Business Risks & Challenges across the Company. The Company has developed and implemented a Risk Management Policy for the Company including identification therein of elements of risk, if any, which in the opinion of the Board may threaten the existence of the Company.

CONSERVATION OF ENERGY, TECHNOLOGY ABSORPTION, FOREIGN EXCHANGE EARNINGS AND OUTGO

The information required under Section 134(3)(m) of the Companies Act, 2013 read with Rule 8(3) of The Companies (Accounts) Rules, 2014 is as under:-

[A] CONSERVATION OF ENERGY

- a. Energy Conservation Measures taken: - The Company has taken all measures for conservation of energy most economically.

- b. The steps taken by the Company for utilizing alternate source of energy:- The Company has installed 290KVA Grid Solar Roof Top Power Plant
- c. The capital Investments on energy conservation equipments: - Rs.1.46 Crores.

[B] TECHNOLOGY ABSORPTION:

Since there is no manufacturing activity in the Company hence the information prescribed under this heading is not applicable to the Company.

[C] FOREIGN EXCHANGE EARNINGS AND OUTGO:

		(Amount in Lacs)	
		CURRENT YEAR	PREVIOUS YEAR
a)	Earning in Foreign Exchange	65923	154012
b)	Expenditure in Foreign Currency	83756	168388

INDUSTRIAL RELATIONS

Cordial and harmonious industrial relations prevailed throughout the year.

PARTICULARS OF EMPLOYEES

The information as specified in Sec.197 (12) of the Companies Act, 2013 read with Rule 5(1) of The Companies (Appointment and Remuneration of Managerial Personnel) Rules, 2014 as amended, is attached herewith as '**Annexure-4**' to this Report. Further, the information required under Sec.197 (12) of the Companies Act, 2013 read with Rule 5(2) & 5(3) of The Companies (Appointment and Remuneration of Managerial Personnel) Rules, 2014 as amended form part of this Report. However as per Section 136 of The Companies Act, 2013 the Annual report and Accounts are being sent to the members excluding the statement containing the names and other details of top ten employees in terms of remuneration drawn as required u/s 197 (12) of the Act read with Rule 5(2) & 5(3) of the Companies (Appointment and Remuneration of Managerial personnel) Rules, 2014. However the aforesaid statement is open for inspection at the Registered Office of the Company. Any shareholder interested in obtaining a copy of the same may write to the Company Secretary.

ANNUAL RETURN & ITS WEB LINK

The Annual Return of the Company for the year ended 31st March, 2022 has been placed on the Company's web-site <http://www.kothariproducts.in>. The address of web link for aforesaid Annual Return (MGT-7) is https://kothariproducts.in/financialresults.htm#annual_report_21_22/.

PARTICULARS OF CONTRACTS OR ARRANGEMENTS WITH RELATED PARTIES

The particulars of contracts or arrangements with related parties referred to in Section 188(1) of the Companies Act, 2013 have been enclosed with the report in the prescribed format AOC-2 as '**Annexure-5**'.

SECRETARIAL AUDIT & ITS REPORT OF MATERIAL SUBSIDIARY - M/S KPL EXPORTS LIMITED

M/s KPL Exports Limited is the only Material Unlisted Subsidiary of the company as per the SEBI (Listing Obligation and Disclosure Requirements) Regulations, 2015. The Secretarial Audit of the aforesaid Subsidiary has been carried out by Mrs. Niyati Kedia, Practicing Company Secretary of Kanpur and she has submitted her report on the same which is annexed to this report as '**Annexure-6**'.

SIGNIFICANT AND MATERIAL ORDERS PASSED BY THE REGULATORS OR COURTS OR TRIBUNALS

There are no significant, material orders passed by the regulators or courts or tribunals which would impact the going concern status of the Company and its future operations.

CASH FLOW STATEMENT

In conformity with the Regulation 34 (2) (c) of the SEBI (Listing Obligations & Disclosure Requirements) Regulations 2015, the Cash Flow Statement for the year ended 31st March, 2022 is forming part of this Annual Report.

MATERIAL CHANGES & COMMITMENTS AFFECTING FINANCIAL POSITION OF THE COMPANY OCCURRING AFTER BALANCE SHEET DATE

There have been no material changes and commitments which have occurred between the end of Financial Year and the date of this report which can have impact on financial position of the Company.



COST RECORDS

Maintenance of cost records as specified by the Central Government under Section 148(1) of the Companies Act, 2013 is not applicable to the Company.

COMPLIANCE WITH SECRETARIAL STANDARDS

The applicable secretarial standards issued under section 118 of the Companies Act, 2013, have been complied with.

DETAILS OF ANY PROCEEDINGS UNDER INSOLVENCY AND BANKRUPTCY CODE, 2016

No application has been made by or against the Company or any proceeding is pending under the Insolvency and Bankruptcy Code, 2016 during the year.

DETAILS OF DIFFERENCE BETWEEN VALUATION DONE AT THE TIME OF ONE TIME SETTLEMENT ETC.

The Company has not done any one time settlement from any bank or financial institutions. Hence the requirement to disclose details of difference between amount of the valuation done at the time of one time settlement and the valuation done while taking loan from the banks or financial institutions are not applicable.

ACKNOWLEDGEMENT

Your Directors wish to place on record their sincere appreciation for the continued co-operation and support extended by various Government Departments, Bankers, Dealers & suppliers and also acknowledge and appreciate the contribution made by the employees.

The Board also wishes to place on record its gratitude to the valued customers, members and investors for their continued support and confidence in the Company.

PLACE: KANPUR

DATE: 22nd August, 2022

For and on behalf of the Board

Sd-/

(DEEPAK KOTHARI)

Chairman & Managing Director

Sd-/

(MITESH KOTHARI)

Executive Director

ANNEXURE-1 TO DIRECTORS' REPORT

Annual Report on CSR Activities and CSR Policy

1. A brief outline of the Company's CSR Policy, including overview of projects or programs proposed to be undertaken and a reference to the web-link to the CSR Policy and projects or programs.

The Board of Directors of the Company, after taking into account the recommendations of the CSR Committee, has approved a CSR Policy for the Company. As required under Section 135(4) of the Companies Act, 2013, this policy has been uploaded on the Company's website at under the Link-"Investors Section".

The Company was undertaking its CSR activities approved by its CSR Committee through "Sri Sansthanam Abhay Daanam Charitable Trust" & "Sharda Mansukhlal Kothari Charitable Trust" during the year ended 31st March, 2021. The aforesaid Trust is focusing in the area of education and other objects of general public utility as specified in Schedule VII to The Companies Act, 2013. Further, as recommended by the CSR Committee during the financial year 2021-22, the Company is undertaking its CSR activities through "RPS Scholar Foundation". The aforesaid trust is also focusing in the area of education and other objects of general public utility as specified in Schedule VII to The Companies Act, 2013.

2. **Composition of the CSR Committee**

The composition of the CSR Committee is as mentioned in the Corporate Governance Report forming part of this Annual Report.

3. **Average net profit of the company for the last three financial years, as per Section 198 of the Companies Act, 2013**

The average net profits of the company for last three financial years ended 31st March, 2022 is Rs.225064654/-

4. **Prescribed CSR expenditure (two percent of the amount as in item 3 above)**

The prescribed CSR expenditure for the year is Rs.4502000/- (2% of Rs.225064654/-)

5. **Details of CSR spent during the financial year**

(₹In Crores)

Sl. No.	CSR Projects or activity identified.	Sector in which the project is covered. (clause of schedule VII to the Companies Act, 2013 as amended)	Projects or Programs (1) Local area or other (2) specify the State and district where projects or programs was undertaken	Amount outlay (budget) Projects or Programs wise	Amount spent on the Projects or Programs during the year Sub-heads: (1) Direct expenditure on Projects or Programs (2) Over-heads:	Cumulative expenditure upto the reporting period	Amount spent: Direct or through implementing agency
1.	Improvement in Education which includes special education	Strengthen of vocational skill among children through improvement in Education which includes special education (clause No. ii of schedule VII to the Companies Act, 2013 as amended)	Kanpur Nagar Uttar Pradesh	0.45	0.45	0.45	Through "RPS Scholar Foundation"

6. **In case the company has failed to spend the two percent of the average net profit of the last three financial years or any part thereof, the company shall provide the reasons for not spending the amount in its Board Report. - Not Applicable**

7. **A responsibility statement of the CSR committee that the implementation and monitoring of CSR Policy, is in compliance with CSR objectives and policy of the company**

The CSR Committee confirms that the implementation and monitoring of the CSR Policy, is in compliance with the CSR objectives and policy of the Company.

For and on behalf of the Board

PLACE: KANPUR
DATE: 22nd August, 2022

Sd-/
(DEEPAK KOTHARI)
Chairman & Managing Director

Sd-/
(MITESH KOTHARI)
Executive Director

ANNEXURE-2 TO THE DIRECTORS REPORT

NOMINATION AND REMUNERATION POLICY OF KOTHARI PRODUCTS LIMITED

OBJECTIVES OF THE POLICY

- I. The Company's Remuneration Policy is aimed to attract and retain the best talents by ensuring a fair, transparent and equitable remuneration to employees and Directors, based inter-alia on individual job requirements, responsibilities, commensurate qualifications of individuals, experience, the performance of the Company and the performance / contribution of the individual employee. The policy enables a framework that allows for fair rewards for the achievement of key deliverables, in line with industry and Group practice.
- II. The Company follows a compensation mix of fixed and performance linked variable pay. Individual performance pay is measured through a structured and transparent appraisal process.

Managing Director (MD) / Executive Director (ED) / Whole-time Director (WTD)

- III. When determining the remuneration for the MD / ED / WTD the Company will take into account the market sector that it operates, business performance and the practices in other comparable Companies including global companies when appropriate.
- IV. The Company pays remuneration by way of Salary, Perquisites, Gratuity and Commission to its MD / ED / WTD, within the overall ceiling limits approved by the Shareholders of the Company, subject to the provisions of the Companies Act, 2013. The Nomination and Remuneration & Compensation Committee recommends the commission payable to the MD / ED / WTD based on the profits for the financial year and as per the policy of the Company based on the performance of the Company as well as that of the MD / ED / WTD and as prescribed under the Companies Act and within overall limits approved by the shareholders. The Board of Directors reduces the commission payable for the year based on the recommendations of the Nomination & Remuneration Committee.
- V. The Company also extends other perquisites as is applicable to the Senior Management Personnel of the Company and as per the Policy of the Company as may be approved by the Nomination and Remuneration Committee / Board of Directors from time to time.

Non-Executive & Independent Directors

The Company currently pays sitting fees for attending the meetings of the Board. Any change in this fee would have to be approved by the Board of Directors/Shareholders within the limits and provisions of the Companies Act, 2013.

The Company also reimburses the out-of-pocket expenses incurred by the Directors for attending the meetings as and when applicable.

Key Managerial Personnel (KMP) & Senior Management Personnel (SMP)

KMP as defined in the Companies Act, includes the Chief Financial Officer and the Company Secretary. The Senior Management Personnel are all those Executives who directly report to the MD / ED / WTD i.e. one level below the Board of Directors.

The Compensation package to the KMPs and the SMPs will comprise:

- Salary and applicable allowances. The annual salary revision for members of the KMPs and SMPs will be subject to approval by the Nomination and Remuneration Committee.
- A performance linked variable pay, based on the performance of the Company and the concerned individual, within the Intellect Group's overall Policy on variable pay.
- Applicable Perquisites based on HR policies.
- Provident Fund, Gratuity and other retrial benefits in accordance with the relevant statutes.
- Any other perquisite in accordance with the Policy of the Company and as approved by the Nomination & Remuneration Committee / Board of Directors, from time to time.

For and on behalf of the Board

PLACE: KANPUR
DATE: 22nd August, 2022

Sd-/
(DEEPAK KOTHARI)
Chairman & Managing Director

Sd-/
(MITESH KOTHARI)
Executive Director

ANNEXURE-3 TO THE DIRECTORS REPORT

SECRETARIAL AUDIT REPORT

For the Financial Year ended March 31, 2022

[Pursuant to Section 204(1) of the Companies Act, 2013 and Rule 9 of the Companies (Appointment and Remuneration of Managerial Personnel) Rules, 2014]

To,
The Members,
Kothari Products Limited
Pan Parag House,
24/19, The Mall, Kanpur - 208001

We have conducted the secretarial audit of the compliance of applicable statutory provisions and the adherence to good corporate practices by KOTHARI PRODUCTS LIMITED (hereinafter called as "the Company"). Secretarial Audit was conducted in a manner that provided us a reasonable basis for evaluating the corporate conducts/statutory compliances and expressing our opinion thereon.

Based on our verification of the books, papers, minute books, forms and returns filed and other records maintained by the Company and also the information provided by the Company, its officers, agents and authorized representatives during the conduct of secretarial audit, We hereby report that in our opinion, the Company has, during the audit period covering the financial year ended on March 31, 2022 ("Audit Period"), complied with the statutory provisions listed hereunder and also that the Company has proper Board-processes and compliance-mechanism in place to the extent, in the manner and subject to the reporting made hereinafter.

We have examined the books, papers, minute books, forms and returns filed and other records maintained by the Company for the financial year ended on March 31, 2022 according to the provisions of:

- (i) The Companies Act, 2013 ("the Act") and the rules made there under as amended from time to time;
- (ii) The Securities Contracts (Regulation) Act, 1956 ("SCRA") and the rules made there under;
- (iii) The Depositories Act, 1996 and the Regulations and Bye-laws framed there under;
- (iv) Foreign Exchange Management Act, 1999 and the rules and regulations made there under to the extent of Foreign Direct Investment, Overseas Direct Investment and External Commercial Borrowings (**Not applicable to the Company during the Audit Period**);
- (v) The following Regulations and Guidelines prescribed under the Securities and Exchange Board of India Act, 1992 ("SEBI Act"), as amended from time to time:
 - (a) The Securities and Exchange Board of India (Substantial Acquisition of Shares and Takeovers) Regulations, 2011;
 - (b) The Securities and Exchange Board of India (Prohibition of Insider Trading) Regulations, 2015;
 - (c) The Securities and Exchange Board of India (Issue of Capital and Disclosure Requirements) Regulations, 2018 (**Not applicable to the Company during the Audit Period**);
 - (d) The Securities and Exchange Board of India (Share Based Employee Benefits) Regulations, 2014 (**Not applicable to the Company during the Audit Period**);
 - (e) The Securities and Exchange Board of India (Issue and Listing of Debt Securities) Regulations, 2008 (**Not applicable to the Company during the Audit Period**);
 - (f) The Securities and Exchange Board of India (Registrars to an Issue and Share Transfer Agents) Regulations, 1993 regarding the Companies Act and dealing with the client (**Not applicable to the Company during the Audit Period**);
 - (g) The Securities and Exchange Board of India (Delisting of Equity Shares) Regulations, 2009 (**Not applicable to the Company during the Audit Period**);
 - (h) The Securities and Exchange Board of India (Buyback of Securities) Regulations, 1998 and the Securities and Exchange Board of India (Buyback of Securities) Regulations, 2018 (**Not applicable to the Company during the Audit Period**);
 - (i) The Securities and Exchange Board of India (Listing Obligations and Disclosure Requirements) Regulations, 2015.

We further report that, having regard to the compliance system prevailing in the Company and as certified by management and on examination of the relevant documents and records in pursuance thereof, on testcheck basis, there are no specific laws applicable to the company.

We have also examined compliance with the applicable clauses of the following:

- I. Secretarial Standards issued by the Institute of Company Secretaries of India (as amended from time to time);
- II. The Listing Agreement as entered into by the Company with the Stock Exchange(s).

During the period under review, the Company has complied with the provisions of the Act, Rules, Regulations, Guidelines, Standards, etc. mentioned above.

We further report that, the Board of Directors of the Company is duly constituted with proper balance of Executive Directors, Non-Executive Directors and Independent Directors. The changes in the composition of the Board of Directors that took place are in compliance with the applicable provisions during the review period.

Adequate notice is given to all Directors to schedule the Board Meetings, agenda and detailed notes on agenda were sent at least seven days in advance, and a system exists for seeking and obtaining further information and clarifications on the agenda items before the meeting and for meaningful participation at the meeting.

All decisions at the Board Meetings and Committee Meetings have been carried out without dissent, as recorded in the minutes of the meetings of the Board or Committees of the Board, as the case may be.

We further report that, there exist adequate systems and processes in the Company commensurate with the size and operations of the Company to monitor and ensure compliance with applicable laws, rules, regulations and guidelines.

We further report that, during the Audit Period there were no instances of:

- (i) Public/Right/Preferential issue of shares/ debentures/sweat equity etc;
- (ii) Redemption / buy-back of securities;
- (iii) Major decisions which were taken by the members in pursuance to section 180 of the Act;
- (iv) Merger / amalgamation / reconstruction: The Board of Directors of the Company after approval of shareholders, has filed an application to Regional Director through Application No. 233/108/T-1/2021/5726 for amalgamation of Adyashakti Realtors Limited (a wholly owned subsidiary of the Company having its registered office at 7, Chittaranjan Avenue, Kolkata - 700072) with the Company which was approved vide Order No.233/108/T-1/2021/5726 dated 14.09.2021.
- (v) Foreign technical collaborations.

Peer Reviewed Unit: 741/2020

For ADESH TANDON & ASSOCIATES
Company Secretaries

UDIN: F002253D000427634

Place: Kanpur
Date: May 30, 2022

(Adesh Tandon)
Proprietor
FCS No. 2253
C. P.No. 1121



Note: This Report is to be read with our letter of even date which is annexed as **Annexure-A** and forms an integral part of this report.

'Annexure - A'

To,

The Members

Kothari Products Limited

Our report of even date is to be read along with this letter.

1. Maintenance of secretarial record is the responsibility of the management of the Company. Our responsibility is to express an opinion on these secretarial records based on our audit.
2. We have followed the audit practices and process as were appropriate to obtain reasonable assurance about the correctness of the contents of the secretarial records. The verification was done on test basis to ensure that correct facts are reflected in secretarial records. We believe that the process and practices, we followed provide a reasonable basis for our opinion.
3. We have not verified the correctness and appropriateness of financial records and Books of Accounts of the Company.
4. Wherever required, we have obtained the Management Representation about the Compliance of laws, rules and regulations and happening of events etc.
5. The Compliance of the provisions of Corporate and other applicable laws, rules, regulations, standards is the responsibility of management. Our examination was limited to the verification of procedure on test basis.
6. The Secretarial Audit Report is neither an assurance as to the future viability of the Company nor of the efficacy or effectiveness with which the management has conducted the affairs of the Company.

For ADESH TANDON & ASSOCIATES
Company Secretaries

Place: Kanpur
Date: May 30, 2022

(Adesh Tandon)
Proprietor
FCS No. 2253
C. P. No. 1121

ANNEXURE - 4 TO DIRECTORS' REPORT

DETAILS PERTAINING TO REMUNERATION AS REQUIRED UNDER SECTION 197(12) OF THE COMPANIES ACT, 2013 READ WITH RULE 5(1) OF THE COMPANIES (APPOINTMENT AND REMUNERATION OF MANAGERIAL PERSONNEL) RULES, 2014

1. The percentage increase in remuneration of each Director and KMP during the financial year 2021-22, Ratio of remuneration of each Director to Median Remuneration of Employees of the Company for the Financial Year 2021-22 are as under:

Sl. No.	Name of Director/KMP and Designation	Remuneration of Director/KMP for Financial year 2021-22 (Rs.)	% Increase/ decrease in Remuneration in the Financial Year 2021-22	Ratio of remuneration of each Director to Median Remuneration of Employees
1.	Sri Deepak Kothari, Chairman & Managing Director	4761374	1.36%	10.08:1
2.	Sri Mitesh Kothari, Executive Director	5511828	1.42%	11.67:1
3.	Sri Pramod Kumar Tandon, Independent Director	18000	20%	0.04:1
4.	Sri Vikas Chaturvedi, Independent Director	12000	33.33%	0.03:1
5.	Dr. Avinash Gupta, Independent Director	3000	(50)%	0.01:1
6.	Smt. Poonam Acharya, Director	9000	50%	0.02:1
7.	Sri Raj Kumar Gupta, CS & Compliance Officer	1011380	25.60%	2.14:1
8.	Sri Anurag Tandon, C.F.O.	3846780	20.97%	8.15:1

2. The median remuneration of employees of the company during the financial year was Rs.472136.
3. The percentage increase/decrease in the median remuneration of employees in the financial year:- In the financial year, there was an increase of 17.64% in the median remuneration of employees.
4. The number of permanent employees on the rolls of Company:- There were 48 permanent employees on the rolls of the Company as on 31st March, 2022.
5. Average percentile increase/decrease already made in the salaries of employees other than the managerial personnel in the financial year 2021-22 and its comparison with the percentile increase/decrease in the managerial remuneration and justification thereof and point out if there are any exceptional circumstances for increase/decrease in the managerial remuneration:-
Average percentage increase in the salaries of employees other than the Managerial Personnel in the last financial year i.e.2021-22 was 26.50% whereas there was increase in the Managerial Personnel remuneration of 7.23% during the last financial year.
6. Affirmation that the remuneration is as per the remuneration policy of the Company It is hereby affirmed that the remuneration paid is as per the remuneration policy of the Company.

For and on behalf of the Board

PLACE: KANPUR
DATE: 22nd August, 2022

Sd-/
(DEEPAK KOTHARI)
Chairman & Managing Director

Sd-/
(MITESH KOTHARI)
Executive Director

ANNEXURE-5 TO DIRECTORS' REPORT

Form No. AOC-2

(Pursuant to clause (h) of sub-section (3) of section 134 of the Act and Rule 8(2) of the Companies (Accounts) Rules, 2014)

Form for disclosure of particulars of contracts/arrangements entered into by the company with related parties referred to in sub-section (1) of section 188 of the Companies Act, 2013 including certain arms-length transactions under third proviso thereto

1. Details of contracts or arrangements or transactions not at arm's length basis: ----- NIL-----
 - (a) Name(s) of the related party and nature of relationship
 - (b) Nature of contracts/arrangements/transactions
 - (c) Duration of the contracts / arrangements/transactions
 - (d) Salient terms of the contracts or arrangements or transactions including the value, if any
 - (e) Justification for entering into such contracts or arrangements or transactions
 - (f) Date(s) of approval by the Board
 - (g) Amount paid as advances, if any:
 - (h) Date on which the special resolution was passed in general meeting as required under first proviso to section 188
2. Details of material contracts or arrangement or transactions at arm's length basis

Sl. No.	Particulars	Details
(a)	Name(s) of the related party and nature of relationship	The details of the transactions with related parties are provided in the accompanying financial statements
(b)	Nature of contracts/arrangements/transactions	
(c)	Duration of the contracts / arrangements/transactions	
(d)	Salient terms of the contracts or arrangements or transactions including the value, if any	
(e)	Date(s) of approval by the Board, if any	
(f)	Amount paid as advances, if any	

For and on behalf of the Board

PLACE: KANPUR
DATE: 22nd August, 2022

Sd/-
(DEEPAK KOTHARI)
Chairman & Managing Director

Sd/-
(MITESH KOTHARI)
Executive Director

ANNEXURE-6 TO DIRECTORS' REPORT

Secretarial Audit Report of Material Subsidiary FORM No. MR-3

SECRETARIAL AUDIT REPORT

FOR THE FINANCIAL YEAR ENDED 31st March, 2022.

[Pursuant to Section 204(1) of the Companies Act, 2013 and Rule No. 9 of the Companies (Appointment and Remuneration of Managerial Personnel) Rules, 2014]

To,
The Members of,
KPL Exports Limited,
Pan Parag House, 24/19, The Mall,
Kanpur-208001 U.P.

I have conducted the secretarial audit of the compliance of applicable statutory provisions and the adherence to good corporate practices by KPL Exports Limited (CIN : U74900UP2008PLC035118) (hereinafter called the "Company") for the financial year ended 31st March, 2022 ('the year'/'audit period'/'period under review').

Secretarial Audit was conducted in a manner that provided me a reasonable basis for evaluating the corporate conducts/statutory compliances and expressing my opinion thereon.

Based on my verification of the Company's books, papers, minute books, forms and returns filed and other records maintained by the Company and provided either as hard copies or scanned copies by email and also the information provided by the Company, its officers, agents and authorized representatives during the conduct of secretarial audit, I hereby report that in my opinion, the company has, complied with the statutory provisions listed hereunder and also that the Company has proper Board-processes and compliance-mechanism in place to the extent, in the manner and subject to the reporting made hereinafter:

I have examined the books, papers, minute books, forms and returns filed and other records maintained by the Company for the audit period according to the provisions/clauses of:

- (i) The Companies Act, 2013 and the rules made thereunder;
- (ii) The Depositories Act, 1996 and the Regulations and Bye-laws framed thereunder;
- (iii) Foreign Exchange Management Act, 1999 and the rules and regulations made thereunder to the extent of Foreign Direct Investment, Overseas Direct Investment and External Commercial Borrowings, as applicable;

The following Regulations and Guidelines prescribed under the Securities and Exchange Board of India Act, 1992 ('SEBI Act') were not applicable to the Company:-

- The Securities Contracts (Regulation) Act, 1956 and the rules made thereunder;
- The Securities and Exchange Board of India (Substantial Acquisition of Shares and Takeovers) Regulations, 2011;
- The Securities and Exchange Board of India (Issue of Capital and Disclosure Requirements) Regulations, 2009;
- The Securities and Exchange Board of India (Share based employee benefits) Regulations, 2014
- The Securities and Exchange Board of India (Issue and Listing of Debt Securities) Regulations, 2008;
- The Securities and Exchange Board of India (Registrars to an Issue and Share Transfer Agents) Regulations, 1993 regarding the Companies Act and dealing with client;
- The Securities and Exchange Board of India (Delisting of Equity Shares) Regulations, 2009; and
- The Securities and Exchange Board of India (Buyback of Securities) Regulations, 1998;
- The Securities and Exchange Board of India (Listing obligations and Disclosure Requirements) Regulations, 2015
- The Securities and Exchange Board of India (Prohibition of Insider Trading) Regulations, 2015

I have also examined compliance with the applicable clauses of the Secretarial Standards issued by The Institute of Company Secretaries of India.

During the period under review the Company has complied with the provisions of the Act, Rules, Regulations, Guidelines, Standards, mentioned above wherever applicable.

I further report that:

The Board of Directors of the Company is duly constituted with proper balance of Executive Directors, Non-Executive Directors and Independent Directors. The changes in the composition of the Board of Directors that took place during the period under review were carried out in compliance with the provisions of the Act.

Adequate notice is given to all directors to schedule the Board Meetings in compliance, agenda and detailed notes on agenda were sent at least seven days in advance, and a system exists for seeking and obtaining further information and clarifications on the agenda items before the meeting and for meaningful participation at the meeting.

All decisions at Board Meetings and Committee meetings are carried out unanimously as recorded in the minutes of the Board of Directors or Committees of the Board, as the case may be.

I further report that as per the explanations given to me and the representations made by the Management and relied upon by me, there are adequate systems and processes in the company commensurate with the size and operations of the company to monitor and ensure compliance with applicable laws, rules, regulations and guidelines.

I further report that during the audit period the company has following events/actions having a bearing on the Company's affairs in pursuance of the above referred laws, rules, regulations, guidelines, standards, etc:

- The members have passed Special Resolution at the Extra Ordinary General Meeting held on 10th April, 2021 to increase the borrowings of the Company not exceeding Rs.500 Crores,
- Mr. Kamlesh Mehta has resigned from the post of Director of the Company w.e.f. 2nd November, 2021.

Place: Kanpur
Date: 28th May, 2022

(NIYATI KEDIA)
ACS - 31105/ CP No. 14107
UDIN : A031105D000484756

This report is to be read with our letter of even date which is annexed as Annexure 'A' and forms an integral part of this report.

Annexure 'A'

To,

The Members of
KPL Exports Limited,
Pan Parag House, 24/19, The Mall,
Kanpur-208001 U.P.

Our report of even date is to be read along with this letter.

1. Maintenance of secretarial record is the responsibility of the management of the Company. My responsibility is to express an opinion on these secretarial records based on my audit.
2. I have followed the audit practices and processes as were appropriate to obtain reasonable assurance about the correctness of the contents of the Secretarial records. The verification was done on test-check basis to ensure that correct facts are reflected in secretarial records. I believe that the processes and practices, I followed provide a reasonable basis for our opinion.
3. I have not verified the correctness and appropriateness of financial records and Books of Accounts of the Company.
4. Where ever required, I have obtained the Management representation about the compliance of laws, rules and regulations and happening of events etc.
5. The compliance of the provisions of Corporate and other applicable laws, rules, regulations, standards is the responsibility of management. My examination was limited to the verification of procedures on test-check basis.
6. The Secretarial Audit report is neither an assurance as to the future viability of the Company nor of the efficacy or effectiveness with which the management has conducted the affairs of the Company.

Place: Kanpur
Date: 28th May, 2022

(NIYATI KEDIA)
ACS - 31105/CP No. 14107
UDIN : A031105D000484756

REPORT ON CORPORATE GOVERNANCE

COMPANY'S PHILOSOPHY ON CODE OF CORPORATE GOVERNANCE

Corporate Governance is a reflection of our policies, culture and relationship with shareowners, employees, customers, suppliers and diverse stakeholders. The Company has embedded the best of corporate governance practices in its day-to-day operations aimed at building trust with all stakeholders.

The Company's philosophy on Corporate Governance comprises of the objective of attainment of highest level of transparency, accountability and equity, in all facets of its operations. The Company firmly believes in and continues to practice good Corporate Governance. During the year the Company has further fine-tuned its corporate practices so as to bring them in line with the SEBI (Listing Obligations & Disclosure Requirements) Regulations, 2015 as amended till date.

BOARD OF DIRECTORS COMPOSITION

The Board of Directors of the Company comprises of two Executive & Non-Independent Directors, One Non-Executive Woman Director and three Non-Executive & Independent Directors as on 31st March 2022, in line with the stipulations laid down by the SEBI (Listing Obligations and Disclosure Requirements) Regulations, 2015. The Non-Executive Directors are drawn from amongst persons with varied experience in Business & Industry. The Board presently has an Executive Chairman & Managing Director, an Executive Director and four Non-Executive Directors. Its composition as on 31st March, 2022 was as under:-

Name of the Directors	No. of Outside Directorships*	No. of Membership, Chairmanship in Other Board Committees #	Executive/Non Executive/Independent/Promoter	DESIGNATION
Sri Deepak Kothari	2	1	Executive & Non-Independent (Promoter)	Chairman & Managing Director
Sri Mitesh Kothari	4	NIL	--do--	Executive Director
Dr. Avinash Gupta	1	NIL	Independent & Non-Executive Director	Director
Sri Pramod Kumar Tandon	4	1	--do--	Director
Sri Vikas Chaturvedi	NIL	NIL	--do--	Director
Smt. Poonam Acharya	NIL	NIL	Non-Executive Director	Woman Director

* The no. of other Directorships held by Directors as mentioned above, do not include Directorships held in Private Limited Companies which are neither subsidiaries nor holding Companies of a Public Company. Further, none of the above directors holds directorship in any other listed Company.

In accordance with SEBI (Listing Obligations and Disclosure Requirements) Regulations, 2015, Memberships/Chairmanships of only the Audit Committees and Stakeholder's Relationship Committee in all public limited companies (excluding Kothari Products Limited) have been considered.

ATTENDANCE OF EACH DIRECTOR AT THE BOARD MEETINGS AND LAST ANNUAL GENERAL MEETING

Name	No. of Board Meetings Held	No. of Board Meetings Attended	Attendance at Last A.G.M.
Sri Deepak Kothari	6	6	Present
Sri Mitesh Kothari	6	2	Present
Dr. Avinash Gupta	6	1	--
Sri Pramod Kumar Tandon	6	6	Present
Sri Vikas Chaturvedi	6	4	--
Smt. Poonam Acharya	6	3	Present

NO. OF MEETINGS HELD DURING THE YEAR & DATES

During the financial year 2021-22, Six (6) Board Meetings were held. The dates on which the said Meetings were held are given below:

9th June 2021, 29th June 2021, 12th August 2021, 13th November 2021, 28th January 2022 & 14th February 2022.

SEPARATE MEETING OF INDEPENDENT DIRECTORS

A separate meeting of Independent Directors of the Company, without the attendance of Non-Independent Directors and members of management, was held on 23rd July, 2021 as required under Schedule IV to the Act (Code for Independent Directors) and Regulation 25(3) of the Listing Regulations. At the Meeting, the Independent Directors:-

- Reviewed the performance of Non-Independent Directors and the Board as a whole;
- Reviewed the performance of the Chairman of the Company, taking into account the views of the Managing Director and Non-Executive Directors; and
- Assessed the quality, quantity and timeliness of flow of information between the Company management and the Board that is necessary for the Board to effectively and reasonably perform its duties.

All Independent Directors of the Company attended the Meeting of Independent Directors. Sri Pramod Kumar Tandon Chaired the Meeting.

RELATIONSHIPS BETWEEN DIRECTORS INTER-SE

Sri Deepak Kothari is father of Sri Mitesh Kothari and accordingly Sri Mitesh Kothari is son of Sri Deepak Kothari. Except the aforesaid no other Directors of the Company is related to any other Director of the Company.

CORE SKILLS/ EXPERTISE/COMPETENCIES OF DIRECTORS IN THE CONTEXT OF BUSINESSES OF THE COMPANY

The following is the list of core skills / expertise /competencies identified by the Board of Directors as required in the context of the Company's businesses and that the said skills are available with the Board Members:

1	Management Experience	Knowledge on Company's businesses, policies and culture (including the Mission, Vision and Values), major risks / threats and potential opportunities, the industry in which the Company operates and advising on domestic market and overseas market.
2	Functional Experience	Business Strategy, Sales & Marketing, Corporate Governance, Forex Management, Administration, Decision Making, Financial and Management skills.
3	Technical Skills	Technical / Professional skills and specialized knowledge in relation to the Company's businesses.
4	Behavioral skills	Attributes and competencies to use their knowledge and skills to contribute effectively to the growth of the Company.
5	Social Values	Environment, Health and Safety and Sustainability - Knowledge of working on environment, health and safety and sustainability activities.

CONFIRMATION THAT IN THE OPINION OF THE BOARD, THE INDEPENDENT DIRECTORS FULFILL THE CRITERIA OF INDEPENDENCE

In the opinion of the Board, the Independent Directors fulfill the conditions relating to their status as Independent Directors as specified in SEBI (Listing Obligations and Disclosure Requirements) Rules, 2015.

RESIGNATION OF INDEPENDENT DIRECTOR

Shri Deepak Gambhirdas Gandhi who was appointed as an Additional cum Independent Director by the board on 30th May, 2022 has resigned from his aforesaid post w.e.f. 19th August, 2022 due to his pre-occupations and he has confirmed to the Company that there are no other material reasons for his resignation except the aforesaid.

AUDIT COMMITTEE

The composition of the Audit Committee of the Company as on 31st March, 2022 was as under:-

Sl. No.	Name Of Directors	Designation	Executive/Non-Executive/ Independent	No. of Meetings held during the Year	Attendance of each Director
1.	Sri Pramod Kumar Tandon	Chairman	Independent & Non-executive	4	4
2.	Dr. Avinash Gupta	Vice Chairman	Independent & Non-executive	4	1
3.	Sri Deepak Kothari	Member	Executive & Non Independent	4	4
4.	Sri Vikas Chaturvedi	Member	Independent & Non-executive	4	3

The Constitution of the Committee meets with the requirements of Section 177 of the Companies Act, 2013.

Mr. Atul Shah, Auditor & Sri Rajeev Porwal, Internal Auditor are the permanent invitees and the Company Secretary Mr. Raj Kumar Gupta is the Secretary of the Committee.

The role and terms of reference of the Audit Committee covers the areas mentioned under Regulation 18 of SEBI (Listing Obligations & Disclosure Requirements) Regulations, 2015 and Section 177 of the Companies Act, 2013, besides other terms as may be referred by the Board of Directors, which mainly includes:

The role of the Audit Committee includes oversight the Company's financial reporting process and disclosure of financial information to ensure that the financial statement is correct, sufficient and credible, recommending the appointment, re- appointment, remuneration and terms of appointment of auditors, approval of payment to Statutory auditors for any other services rendered by the Statutory auditors, reviewing with the management, Quarterly financial statements and annual financial statements and auditor's report thereon before submission to the Board for approval, approval of any subsequent modification of transactions with related parties, Scrutiny of inter-corporate loans and investments, reviewing and monitoring the auditor's independence, performance & effectiveness of audit process, evaluation of internal financial control and risk management system, reviewing the adequacy of internal audit, if any, to review with the management the statement of uses/application of funds raised through an issue and the report submitted by the monitoring agency monitoring the utilization of proceeds of the issue and making appropriate recommendations to the Board to take up steps in this matter, to look into the reasons for substantial defaults in the payment to the depositors, debenture holders, shareholders and creditors, to review the functioning of the whistle blower mechanism, to approve appointment of Chief Financial Officer and to carry out any other function as mentioned in the terms of reference of the Audit Committee.

The Committee also meets the operating management personnel and reviews the operations, new initiatives and performance of the business units. Minutes of the Audit Committee Meetings are circulated to the Members of the Board, discussed and taken note of.

NOMINATION & REMUNERATION COMMITTEE

The Company has constituted Nomination & Remuneration Committee pursuant to the provisions of Sec.178 of the Companies Act, 2013. The Composition of the committee is as under:-

Sl. No.	Name of Directors	Designation	Executive/Non-Executive/ Independent	No. of Meetings held during the Year	Attendance of each Director
1.	Sri Pramod Kumar Tandon	Chairman	Independent and Non Executive	1	1
2.	Dr. Avinash Gupta	Member	Independent and Non Executive	1	1
3.	Sri Vikas Chaturvedi	Member	Independent and Non Executive	1	-

The Committee's constitution and terms of reference are in compliance with the provisions of the Companies Act, 2013 & Regulation 19 of the SEBI (Listing Obligations & Disclosure Requirements) Regulations, 2015.

The role and terms of reference of the Nomination and Remuneration Committee broadly include:-

1. Formulation of the criteria for determining qualifications, positive attributes and independence of a director and recommend to the Board of Directors a policy relating to the remuneration of the Directors, Key Managerial Personnel and other employees.
2. Formulation of criteria for evaluation of performance of every Director.
3. Devising a policy on diversity of Board of Directors.
4. Identifying persons who are qualified to become Directors and who may be appointed in Senior Management in accordance with the criteria laid down and recommend to the Board of Directors their appointment and removal.
5. Whether to extend or continue the term of appointment of the Independent Directors, on the basis of the report of Performance evaluation of Independent Directors.

PERFORMANCE EVALUATION CRITERIA

As per the requirement of the Companies Act, 2013 and SEBI (Listing Obligations & Disclosure Requirements) Regulations, 2015, the Nomination and Remuneration Committee has carried out a performance review of the Individual Directors and Board as a whole on the following parameters:

- The size and composition (executive, non-executive, independent members and their background in terms of knowledge, skills and experience) of the Board is appropriate.
- The Board conducts itself in such a manner that it is seen to be sensitive to the interests of all stakeholders (including minority shareholders) and it has adequate mechanism to communicate with them.
- The Board is active in addressing matters of strategic concerns in its review of the Board agenda with the executive management.
- The Board makes well-informed high quality decisions on the basis of full information and clear insight into Company's business.
- The Board is effective in establishing a corporate environment that promotes timely and effective disclosure, fiscal accountability, high ethical standards and compliance with applicable laws and regulations.
- The Board meets frequently enough and for sufficient duration to enhance its effectiveness.
- The Board meeting time is appropriately allocated between management presentation and Board discussion.
- The Board has a good understanding of the Company's key drivers of performance and associated risks, threats and opportunities.
- The Board devotes considerable amount of time in developing the business strategy and annual business plan.
- The Board has clearly defined the mandates of its various committees and effectively oversees their functioning.
- The Board is effective in formulating and monitoring various financial and non-financial policies and plans.
- The Board is effective in developing a corporate governance structure that allows and encourages the Board to fulfill its responsibilities.
- The Board pays considerable attention to the quality of financial reporting process and internal financial controls and effectively oversees them.
- The Board regularly follows up on its decisions to ensure that action is taken on all its decisions.
- The Board gives effective advice and assistance for achieving the Company's mission and vision.

Remuneration Policy of the Company, inter alia, includes to ensure that

- The level and composition of remuneration is reasonable and sufficient to attract, retain and motivate Directors of the quality required to run the company successfully.
- Relationship of remuneration to performance is clear and meets appropriate performance benchmarks and
- Remuneration to Directors, Key Managerial Personnel and Senior Management involves a balance between fixed and incentive pay reflecting short and long term performance objectives appropriate to the working of the Company and its goals. The details of Directors' Remuneration paid during the year to all the Directors are as under :-

(Amount in Rupees)

Names of Directors	Mr. Deepak Kothari	Mr. Mitesh Kothari	Dr. Avinash Gupta	Mr. Pramod Kumar Tandon	Mr. Vikas Chaturvedi	Smt. Poonam Acharya
Salary	2400000	1800000	-	-	-	-
Gratuity	115385	86538	-	-	-	-
Perquisites	2245989	3625290	-	-	-	-
Commission	-	-	-	-	-	-
Sitting Fees	-	-	3000	18000	12000	9000

STAKE HOLDERS RELATIONSHIP COMMITTEE

The Company has constituted stakeholders relationship committee pursuant to the provisions of Sec.178 of the Companies Act, 2013 and Regulation 20 of the SEBI (Listing Obligations & Disclosure Requirements) Regulations, 2015 to take care of matters relating to redressal of shareowners'/investors' complaints, to recommend measures to improve the level of investors' services and simultaneously to expedite the process of Share Transfers. The Committee also approves requests for Share Transfers/Issue of Duplicate Share Certificates/Issue of new certificates on split, consolidation, renewal, requests for transmission of shares etc., requests for non-receipt of annual report and non-receipt of declared dividends etc., Accordingly the Constitution of the Committee as on 31st March, 2022 is Sri Pramod Kumar Tandon as its Chairman and Sri Deepak Kothari, Sri Mitesh Kothari & Dr. Avinash Gupta as its members.

The Company addresses all complaints, suggestions and grievances expeditiously and replies have been sent/issues resolved usually within 15 days except in case of dispute over facts or other legal constraints.

Name of the Non-executive Director heading the Committee	Sri Pramod Kumar Tandon
Name & Designation of Compliance Officer	Sri Raj Kumar Gupta, CS & Compliance Officer
No. of Shareowners Letters/complaints received during the financial year	NIL
No. of Letters/Complaints not replied/solved to the Satisfaction of the shareowners	N.A.
No. of pending Complaints	None of the Complaints is pending as at 31st March, 2022.

SHAREHOLDING OF NON-EXECUTIVE DIRECTORS

Only Dr. Avinash Gupta holds 2250 shares in the Company. No other Non-Executive Director holds any shares in the Company. Further, there are no convertible instruments issued by the Company.

CORPORATE SOCIAL RESPONSIBILITY COMMITTEE

Pursuant to the provisions of sec.135 of the Companies Act, 2013, the Company has constituted Corporate Social Responsibility Committee on 3rd April, 2014. This committee has been entrusted with the responsibility of formulating/reviewing from time to time the Corporate Social Responsibility Policy broadly indicating the activities to be undertaken by the Company that are mandatory in the implementation of the framework of Corporate Social Responsibility Policy and recommend the money to be spent on each of the activities as prescribed under the Act and the rules made thereunder. The Composition of this Committee as on 31st March, 2022 is as under:-

NAMES OF DIRECTORS	DESIGNATION IN THE COMMITTEE	CATEGORY
Sri Pramod Kumar Tandon	Chairman	Non-Executive & Independent
Dr. Avinash Gupta	Member	Non-Executive & Independent
Sri Deepak Kothari	Member	Executive & Non- Independent

RISK MANAGEMENT COMMITTEE

The Company has constituted Risk Management Committee pursuant to the SEBI (LODR) Regulations, 2015 and pursuant to the Risk Management Policy of the Company to perform the functions specified in the aforesaid regulations which inter-alia include mainly to manage and minimize the risk which are inherent in the business of the Company. The Composition of the committee as on 31st March, 2022 is as under:-

NAMES OF DIRECTORS	DESIGNATION IN THE COMMITTEE	CATEGORY
Sri Pramod Kumar Tandon	Chairman	Non-Executive & Independent
Sri Vikas Chaturvedi	Member	Non-Executive & Independent
Dr. Avinash Gupta	Member	Non-Executive & Independent
Sri Deepak Kothari	Member	Executive & Non- Independent

WHISTLE BLOWER POLICY/VIGIL MECHANISM

Pursuant to Section 177 of The Companies Act, 2013, the Board has adopted a Whistle Blower Policy to promote reporting of any unethical or improper practice or violation of the Company's Code of Conduct or complaints regarding accounting, auditing, internal controls or disclosure practices of the Company. It gives a platform to the Whistle blower to report any unethical or improper practice (not necessary violation of law) and to define processes for receiving and investigating complaints. The Company has appointed Sri Anurag Tandon, Chief Financial Officer as its Vigilance Officer and his address is Kothari Products Limited, C/62, Vibgyor Tower, 5th Floor, Bandra Kurla Complex, Bandra East, Mumbai, E-mail Id:- anuragtandonca@gmail.com. The company has assigned the email ID- anuragtandonca@gmail.com or deepakkothari@panparag.com or citizenforum.tandon6@gmail.com on which anyone can report or send written complaint to the Vigilance Officer, Chairman & Managing Director and the Chairman of the Audit Committee. The confidentiality of those reporting violations is maintained and they are not subjected to any discriminatory practice. The aforesaid policy has been posted by company on its website under link "Investor Section".

CODE FOR PREVENTION OF INSIDER TRADING

Pursuant to the SEBI (Prohibition of Insider Trading) Regulations 2015, as amended, the Company has adopted a Code for prevention of Insider Trading. The objective of the Code is to restrict an insider from dealing in the shares of the Company either directly or indirectly when in possession of unpublished price sensitive information (UPSI) and also to restrict communication of such UPSI. The Code is applicable to the Directors and Designated Employees/Persons associated with the Company. The Code enumerates the procedure to be followed for dealing in the shares of the Company and periodic disclosures to be made. It also restricts the insiders from dealing in the Company's shares during the period when the "Trading Window" is announced closed. The Company Secretary has been designated as the Compliance Officer. As required by Regulation 8 of the aforesaid regulations, Company has formulated the Code of Practices and Procedures for fair disclosure of unpublished price sensitive information. The aforesaid code has been posted by the Company on its website under the link "Investors Section".

SUBSIDIARY COMPANIES

The Company has as on 31st March, 2022 two subsidiaries namely KPL Exports Ltd. & Kothari Products Singapore Pvt. Ltd., In terms of Regulation 16 (c) of The SEBI (Listing Obligation & Disclosure Requirement) Regulations, 2015, both Subsidiary are "material subsidiary", whose income or networth exceeds 10% of the consolidated income or networth respectively, of the Listed Holding Company and its Subsidiaries, in the immediately preceding Accounting Year.

The Audit Committee reviews the financial statements and in particular, the investments made by the unlisted subsidiary companies. The summaries of minutes of the Board Meetings of the Subsidiary Companies are circulated to the Board of the Company alongwith agenda papers and the minutes are tabled at the Board Meeting.

The Company has prepared a Policy for determining a Material Subsidiary Company. The aforesaid policy can be viewed on the website of the Company i.e. <http://www.kothariproducts.in> under the link "Investors Section".

GENERAL BODY MEETINGS

Venue, Date & Time Where Last 3 AGMs Were Held

Meeting	Date	Time	Venue
37th Agm	30th September, 2021	11:30 A.M.	Through Video Conferencing and Other Audio Visual Mode
36th Agm	7th October, 2020	12:00 Noon	Through Video Conferencing and Other Audio Visual Mode
35th Agm	23rd September, 2019	11:30 A.M.	Hotel Vijay Intercontinental, 10/510, Khalasi Line, Tilak Nagar, Near Rave-3, Kanpur

DETAILS OF SPECIAL RESOLUTION(S) PASSED IN THE PREVIOUS 3 ANNUAL GENERAL MEETINGS:-

Annual General Meeting	No. of Special Resolutions
37 th	2
36 th	NIL
35 th	3

At the 37th Annual General Meeting held on 30th September, 2021, 2 Special Resolutions were passed, No Special Resolutions was passed at the 36th Annual General Meeting held on 07th October, 2020. At 35th Annual General Meetings held on 23rd September, 2019, 3 Special resolutions were passed relating to Re-appointment of Independent Directors Dr. Avinash Gupta, Mr. Pramod Kumar Tandon and Mr. Vikas Chaturvedi.

DETAILS OF RESOLUTIONS PASSED THROUGH POSTAL BALLOT

During the year under review no resolution was passed through Postal Ballot.

None of the items transacted at the last Annual General Meeting held on 30th September, 2021 were required to be passed by Postal Ballot nor any resolution requiring a Postal Ballot is being proposed at the ensuing Annual General Meeting.

EXTRA ORDINARY GENERAL MEETING

During the year under review no Extra Ordinary General Meeting of the Company was held.

DISCLOSURES

- During the financial year 2021-22, the company had no materially significant related party transactions that may have potential conflict with the interests of the company at large.

- The Company has formulated a policy on Materiality of Related Party Transaction & Policy for determining material subsidiaries, the said policies are available on the website of the Company i.e. <http://www.kothariproducts.in> under the link "Investor's Section".
- There has neither been any non-compliances nor penalties, strictures imposed on the Company by the Stock Exchanges, SEBI or any other statutory authority, on any matter relating to the capital markets, during the last three years.
- The Company has framed Whistle Blower Policy and the details of the same are available on the Company's website, and no person has been denied access to the Audit Committee.
- No accounting treatment has been done which is different from the prescribed Indian Accounting Standards.
- To promote ethical conduct and maintain high standards in carrying out business transactions of the Company, a Code of Conduct has been laid down for procedures to be followed by the Board Members and the Senior Management Employees. This Code is also posted on the Company's website under the link "Investor's Section".
- The Company has framed familiarization programmes and the same are imparted to Independent Directors. The aforesaid programmes are placed on website of the Company i.e. <http://www.kothariproducts.in> under the link "Investor's Section".
The Company has inherent risks in its business activities and to manage these risks the Company has formulated a Risk Management Policy which is posted on the Company's website under the link "Investor's Section".
- The Company has complied with all mandatory requirements specified in Regulations 17 to 27 and Regulation 46 of the SEBI (LODR) Regulations, 2015, as far as applicable to the Company.
- The Company has complied with all the requirements of the Corporate Governance Report of Sub-Paras (2) to (10) of Para C to Schedule V of The SEBI (LODR) Regulations, 2015.
- The Company has obtained the certificate from M/s Adesh Tandon & Associates, Company Secretary in Practice, certifying that none of the Directors on the Board of the Company have been debarred or disqualified from being appointed or continuing as Directors of the Company by the SEBI/MCA or any such authority and the said certificate forms part of the this Report as "ANNEXURE 1".
- Details of fees paid to Statutory Auditors by the listed entity and its subsidiaries - Rs. 3.50 Lacs + applicable taxes.

Disclosures in relation to the Sexual Harassment of Women at Workplace (Prevention, Prohibition and Redressal) Act, 2013:

- number of complaints filed during the financial year: NIL
- number of complaints disposed of during the financial year: NIL
- number of complaints pending as on end of the financial year: NIL

PECUNIARY RELATIONSHIP AND TRANSACTIONS OF NON-EXECUTIVE DIRECTORS WITH THE COMPANY

The company only pays sitting fees to Non-Executive Directors as stated above and they do not have any other pecuniary relationship with the Company.

MEANS OF COMMUNICATION

i.	Quarterly, Half yearly & Annual results are normally Published in following newspapers.	Business Standard (All Editions) and Hindustan, Kanpur Edition
ii.	Any website, where displayed	Annual & Quarterly Financial Results are displayed on Company's website i.e. http://www.kothariproducts.in
iii.	Whether it also displays official News Releases and presentations made to Institutional investors/analysts.	Yes, In addition to Audited & Quarterly Financial Results, Details regarding Board of Director(s), businesses etc. of the Company and its subsidiaries and any changes therein are displayed.
iv	Whether Management Discussion and Analysis Report is a part of Annual Report	Yes

RECONCILIATION OF SHARE CAPITAL AUDIT

As stipulated by SEBI, a qualified Practicing Company Secretary carries out share capital audit to reconcile the total admitted capital with National Securities Depository Limited (NSDL) & Central Depository Services (India) Limited (CDSL) and the total issued and listed capital. This audit is carried out every quarter and report thereon is submitted to the stock exchanges.

DETAILS OF COMPLIANCE WITH MANDATORY REQUIREMENTS AND ADOPTION OF NON-MANDATORY REQUIREMENTS

- The Company has complied with all mandatory requirements of the SEBI (Listing Obligations & Disclosure Requirements) Regulations, 2015 as amended till date as on 31st March, 2022.
- Adoption of non-mandatory requirements as at 31st March, 2022:-

a) Board of Directors

The Company has an Executive Chairman and he occupies an office with all the necessary infrastructure and assistance made available to enable him to discharge his responsibilities effectively.

b) Shareholders Rights

As the Quarterly and Half Yearly Financial Results are published in the newspapers as well as displayed on the Company's Website, hence the results are not sent to household of each of the shareholders. The complete Annual report is sent to each and every shareholder of the Company.

c) Audit Qualifications

The Auditors have issued an unqualified opinion for the year ended 31st March, 2022.

d) Reporting of Internal Auditor

The Internal Auditor of the Company reports directly to the Audit Committee of the Company.

DETAILS OF DIRECTOR SEEKING RE-APPOINTMENT IN THE FORTHCOMING ANNUAL GENERAL MEETING

(in pursuance of Regulation 36(3) of the SEBI (Listing Obligations & Disclosure Requirements) Regulations, 2015)

Name of Director	Poonam Acharya
Date of Birth	23/07/1968
Date of Appointment	07/10/2020
Qualification	M.Com., B.Ed.
Expertise in Specific Functional Address	She has rich teaching experience and general business experience.
Directorships Held in other Companies*	NIL
Committee Positions Held in other Company #	NIL

* The no. of other Directorships held by Directors as mentioned above, do not include Directorships held in Private Limited Companies which are neither subsidiaries nor holding Companies of a Public Company.

In accordance with SEBI (Listing Obligations & Disclosure Requirements) Regulations, 2015, Memberships/Chairmanships of only the Audit Committees and Shareholders/Investors' Grievance Committees in all public limited companies (excluding Kothari Products Limited) have been considered.

GENERAL SHAREOWNER INFORMATION ANNUAL

GENERAL MEETING

- DATE : 30th September, 2022
- TIME : 11:30 A.M.

VENUE : Through Video Conferencing (VC) or Other Audio Visual Mode (OAVM)

FINANCIAL CALENDER

(1st April, 2022 to 31st March, 2023)

Results for the first quarter ending 30.06.2022	On or before 14th August, 2022*
Results for the second quarter & half-year ending 30.09.2022	On or before 14th November, 2022*
Results for the third quarter & nine months ending 31.12.2022	On or before 14th February, 2023*
Results for the fourth quarter & year ending 31.03.2023	On or before 30th May, 2023*

* The aforesaid dates may change depending on any relaxations which may be granted by SEBI at the relevant time.

- Dates of Book Closure : 23rd September, 2022 to 30th September, 2022 (both days inclusive)
- Dividend Payment Date: Not applicable as No Dividend declared this year.
- Listing on Stock Exchanges and Stock Code :

The shares of the Company are listed on Bombay Stock Exchange Ltd., Mumbai situated at Phiroze Jeejeebhoy Towers 25th



Floor, Dalal Street MUMBAI - 400 001 & National Stock Exchange of India Ltd., Situated at Exchange Plaza 5th Floor Plot No.C/1 G Block Bandra Kurla Complex Bandra (E) MUMBAI - 400 051 Mumbai. Stock Code: 530299 on Bombay Stock Exchange, Kothari Pro-Series-EQ. on National Stock Exchange of India Ltd.

The Company had paid Annual Listing Fees for the financial year 2021-22 to both the aforesaid Stock Exchanges in prescribed time.

MARKET PRICE DATA: HIGH & LOW DURING THE LAST FINANCIAL YEAR (BSE)

MONTH	HIGH (Amount in Rs.)	LOW (Amount in Rs.)
APRIL 2021	69.85	57.55
MAY 2022	91.50	62.70
JUNE 2021	106.65	76.00
JULY 2021	137.40	105.30
AUGUST 2021	117.00	90.30
SEPTEMBER 2021	106.25	94.50
OCTOBER 2021	113.15	95.25
NOVEMBER 2021	103.90	86.00
DECEMBER 2021	102.45	87.00
JANUARY 2022	116.25	96.00
FEBRUARY 2022	111.00	75.85
MARCH 2022	160.90	92.30

PERFORMANCE IN COMPARISON TO BSE SENSEX

The shares of the Company are not considered by the Stock Exchanges in their index fluctuations.

REGISTRAR AND TRANSFER AGENT

The Company has appointed following Registrar & Transfer Agent for physical & demat work both, from 1st May, 2007. All shareowners may contact the Registrar and Transfer Agent at the following address:-

Alankit Assignments Ltd.
(Unit : Kothari Products Ltd.)
Corporate Office
"Alankit House"
4E/2 Jhandewalan Extension
New Delhi - 110 055
Phone Nos. (011) 23541234 & 42541234
Fax Nos. (011) 41543474
mail : rta@alankit.com Website : www.alankit.com

SHARE TRANSFER SYSTEM

A Committee of Directors - Stakeholders Relationship Committee is constituted to approve, inter-alia the transfer and transmission of shares, issue of duplicate share certificates and allied matters.

The Company has appointed Alankit Assignments Ltd., as its Registrar and Share Transfer Agent. All share transfers and related operations are conducted by Alankit Assignments Ltd., which is registered with the SEBI.

The Company's Registrar Alankit Assignments Ltd., has adequate infrastructure to serve the shareholders and process the share transfers. In compliance with the Listing Regulations, every Six months the share processing system is audited by a Practicing Company Secretary and a certificate to that effect is issued.

Investor correspondence should be addressed to the Registrar and Share Transfer Agent of the Company, as per contact details as given at the end of the Report.

DISTRIBUTION OF SHAREHOLDING

The Shareholding distribution of equity shares as on 31st March, 2022 is given below:

No. of Equity shares held	No. of Shareowners		No. of Shares held in		% of Equity Capital held in		Total Shareholding
	No. of Shareowners	% of Shareowners	Physical Form	Demat Form	Physical Form	Demat Form	Physical & Demat
1 - 500	7791	90.01	76630	799150	0.26	2.68	875780
501 - 1000	428	4.94	9350	332043	0.03	1.11	341393
1001 - 2000	205	2.37	1350	296542	0.00	0.99	297892
2001 - 3000	81	0.94	13500	189722	0.05	0.64	203222
3001 - 4000	33	0.38	3150	110028	0.01	0.37	113178
4001 - 5000	32	0.37	0	147968	0	0.50	147968
5001 - 10000	38	0.44	21600	241857	0.07	0.81	263457
10001 - 99999999999	48	0.55	28950	27572025	0.10	92.38	27600975
Total	8656	100.00	154530	29689335	0.52	99.48	29843865

DEMATERIALISATION OF SHARES AND LIQUIDITY

Nearly 99.48% of total Equity Share Capital is held in dematerialised form with NSDL and CDSL as on 31st March, 2022. ISIN No. is INE823A01017 of NSDL & CDSL. The Company's shares are regularly traded at Bombay Stock Exchange Ltd. & National Stock Exchange of India Ltd., Mumbai.

SHAREHOLDING PATTERN OF THE COMPANY AS ON 31ST MARCH, 2022:

CATEGORY	NO. OF SHARES HELD	% OF HOLDING
PROMOTERS & PROMOTER GROUP	22380155	74.99
INDIAN PUBLIC - INDIVIDUALS	2898682	9.71
INDIAN PUBLIC - CORPORATE BODIES	4375907	14.66
INDIAN PUBLIC - FINANCIAL INSTITUTIONS/ BANKS	0	0.00
Resident HUF	109234	0.37
Central Government/ State Government/ POI	0	0
Clearing Member	9138	0.03
NBFC REGISTERED WITH RBI	0	0
IEPF	24796	0.09
FOREIGN HOLDING:-		
(i) NRI(s)	33321	0.11
(ii) NON RESIDENT NON REPATRIATES	9528	0.03
(iii) Foreign Portfolio Investor	3104	0.01
TOTAL	29843865	100

PLANT LOCATIONS

Since the Company is engaged in the business of International Trade and Real Estate Activities and has no manufacturing activity hence it has no plants.

COMMODITY PRICE RISKS OR FOREIGN EXCHANGE RISK AND HEDGING ACTIVITIES

Since the Company is engaged in the Wholesale/International Trading business hence there is always an inherent commodity price risk and foreign exchange risk involved and for that the company always does proper hedging of the aforesaid risks.

LIST OF CREDIT RATINGS OBTAINED BY THE COMPANY

Since the Company has paid all its debts. Therefore CARE Ratings Limited has withdrawn the rating of the Company i.e. "CARE BBB-" vide its letter dated 28th August, 2019.

SECRETARIAL COMPLIANCE REPORT

Pursuant to the SEBI circular no. CIR/CFD/ CMD1/27/2019 dated February 8, 2019, the Company has obtained an Annual Secretarial Compliance Report from M/s Adesh Tandon & Associates, Practicing Company Secretary of Kanpur, confirming compliance of SEBI Regulations / Circulars / Guidelines issued thereunder and applicable to the Company which is annexed to this report as 'Annexure-2'.

ADDRESS FOR CORRESPONDENCE

1. Shareowners having any queries regarding Dividend Warrants & Annual Reports should send their correspondence to:
The Share Department
KOTHARI PRODUCTS LTD.
"PAN PARAG HOUSE"
24/19, The Mall
KANPUR - 208 001
(U.P.)
PHONE NOS.-0512-2312171-74
Email - rkgupta@kothariproducs.in
2. Physical Shareowners should send their requests for Share Transfers, Change of Address/Bank Details etc., if any, to our following Registrar & Share Transfer Agent :-
Alankit Assignments Ltd.
(Unit : Kothari Products Ltd.)
Corporate Office
"Alankit House"
4E/2 Jhandewalan Extension
New Delhi - 110 055
Phone Nos. (011) 23541234 & 42541234
Fax Nos. (011) 41543474
E-mail : rta@alankit.com
Website : www.alankit.com
3. Shareowners holding shares in electronic mode should address all their correspondence relating to change of address, change of Bank details etc. to their respective Depository Participants.



CERTIFICATE ON CORPORATE GOVERNANCE

To,
The Members,
Kothari Products Limited

We have examined the compliance of conditions of Corporate Governance by Kothari Products Limited ("the Company"), for the financial year ended on March 31, 2022 as per relevant provisions of the Securities and Exchange Board of India (Listing Obligations and Disclosure Requirements) Regulations, 2015 (The Listing Regulations) as referred to in Regulation 15(2) of the Listing Regulations.

MANAGEMENT'S RESPONSIBILITY

The compliance of conditions of Corporate Governance is the responsibility of the Management. The Management's responsibility includes the implementation of the Rules and Regulations and maintenance of the internal controls and procedures to comply with the conditions of the Corporate Governance stipulated in the SEBI Listing Regulations.

OUR RESPONSIBILITY

Our responsibility is limited to examining the procedure and implementation thereof, adopted by the Company for ensuring compliance with the conditions of Corporate Governance. It is neither an audit nor an expression of opinion on the financial statements of the Company.

In our opinion, and to the best of our information and explanations given to us and representation made by the Directors and the Management, we certify that the Company has complied with all the conditions of Corporate Governance as stipulated in Regulation 17 to 27 and Clauses (b) to (i) and (t) of Sub-regulation 2 of Regulation 46 and Para C, D and E of Schedule V of the SEBI Listing Regulations, as applicable, during the financial year ended on March 31, 2022.

We further state that such compliance is neither an assurance as to the future viability of the Company nor the efficiency or effectiveness with which the Management has conducted the affairs of the Company.

RESTRICTIONS ON USE

This certificate is issued solely for the purpose of complying with the aforesaid Regulations and may not be suitable for any other purpose.

For ADESH TANDON & ASSOCIATES
Company Secretaries

Peer Reviewed Unit: 741/2020

UDIN: F002253D000428085

Date : May 30, 2022

Place: Kanpur

(Adesh Tandon)
Proprietor
FCS No. 2253
C. P. No.1121

DECLARATION BY CHIEF EXECUTIVE OFFICER

I, Deepak Kothari, Chairman & Managing Director of Kothari Products Ltd. hereby declare that all the Board Members and Senior Managerial Personnel have affirmed, for the year ended 31st March, 2022, compliance with the code of conduct of the Company laid down for them.

PLACE: KANPUR

DATE: 30th May, 2022

(Deepak Kothari)
Chairman & Managing Director

CERTIFICATE BY C.E.O. AND C.F.O.

We, Deepak Kothari, Chairman & Managing Director and Anurag Tandon, Chief Financial Officer of Kothari Products Ltd., certify:-

1. That we have reviewed the financial statements and the cash flow statement for the year ended 31st March, 2022 and that to the best of our knowledge and belief;
 - these statements do not contain any materially untrue statement nor omit any material fact nor contain statements that might be misleading and
 - these statements together present a true and fair view of the Company's affairs and are in compliance with the existing accounting standards, applicable laws and regulations.
2. That there are, to the best of our knowledge and belief, no transactions entered into by the Company during the year, which are fraudulent, illegal or violative of the Company's code of conduct;
3. That we accept responsibility for establishing and maintaining internal controls for financial reporting and that we have evaluated the effectiveness of the internal control systems of the Company pertaining to financial reporting and we have disclosed to the auditors and the audit committee, deficiencies in the design or operation of such internal controls, if any, of which we are aware and the steps that we have taken or propose to take to rectify the identified deficiencies and
4. That we have informed the auditors and the audit committee of:
 - i. significant changes in internal control over financial reporting during the year; if any.
 - ii. significant changes in accounting policies during the year and that the same have been disclosed in the notes to the financial statements, if any and
 - iii. instances of significant fraud of which we have become aware and the involvement therein, if any, of the management or an employee having a significant role in the Company's internal control system over financial reporting.

PLACE: KANPUR
DATE: 30th May, 2022

Sd/-
(DEEPAK KOTHARI)
Chairman & Managing Director

Sd/-
(ANURAG TANDON)
Chief Financial Officer

ANNEXURE 1 TO CORPORATE GOVERNANCE REPORT CERTIFICATE OF NON-DISQUALIFICATION OF DIRECTORS

[Pursuant to Regulation 34(3) and Clause (10)(i) of Para C of Schedule V of the Securities Exchange Board of India (Listing Obligations and Disclosure Requirements) Regulations, 2015, as amended]

To,
The Members,
Kothari Products Limited
Pan Parag House,
24/19, the Mall, Kanpur - 208001

We have examined the relevant registers, records and disclosures received from the Directors of Kothari Products Limited (hereinafter referred to as "the Company") having CIN: L16008UP1983PLC006254 and having its registered office at Pan Parag House, 24/19, The Mall, Kanpur - 208001, produced before us by the Company for the purpose of issuing this Certificate, in accordance with Regulation 34(3) read with Clause (10)(i) of Para C of Schedule V of the Securities Exchange Board of India (Listing Obligations and Disclosure Requirements) Regulations, 2015 ("SEBI Listing Regulations").

Our opinion and to the best of our information and according to the verifications [including Directors Identification Number (DIN) status at the portal www.mca.gov.in as considered necessary and explanations furnished to us by the Company & its Officers, We hereby certify that none of the Directors on the Board of the Company as stated below for the Financial Year ended on March 31, 2022 have been debarred or disqualified from being appointed or continuing as Directors of companies by the Securities and Exchange Board of India, Ministry of Corporate Affairs or any such other Statutory Authority.

Sl. No .	Name of Director	DIN	Latest Date of Appointment/Re-appointment at current designation
1.	Deepak Kothari	00088973	30-09-2021
2.	Mitesh Kothari	00089076	30-09-2021
3.	Pramod Kumar Tandon	00089344	23-09-2019
4.	Avinash Gupta	00089371	23-09-2019
5.	Vikas Chaturvedi	00089394	23-09-2019
6.	Poonam Acharya	07238892	30-09-2020

Ensuring the eligibility for the appointment/continuity of every Director on the Board is the responsibility of the Management of the Company. Our responsibility is to express an opinion on these based on our verification. This Certificate is neither an assurance as to the future viability of the Company nor of the efficiency or effectiveness with which the Management has conducted the affairs of the Company.

For ADESH TANDON & ASSOCIATES
Company Secretaries

Peer Reviewed Unit: 741/2020

UDIN: F002253D000427832

Place: Kanpur

Date: May 30, 2022

(Adesh Tandon)
Proprietor
FCS No. 2253
C.P. No. 1121

ANNEXURE 2 TO CORPORATE GOVERNANCE REPORT

Secretarial Compliance Report For the Financial Year ended March 31, 2022

To,
Kothari Products Limited
Pan Parag House,
24/19, The Mall,
Kanpur, U.P. – 208001

I, Adesh Tandon, Proprietor of Adesh Tandon & Associates, Company Secretaries, Kanpur have examined:

- (a) all the documents and records made available to us and explanation provided by Kothari Products Limited (hereinafter referred to as “the Listed Entity”), bearing CIN:L16008UP1983PLC006254 and having its registered office at PAN PARAG HOUSE, 24/19 The Mall, Kanpur. Uttar Pradesh UP 208001,
- (b) the filings/ submissions made by the Listed Entity to the stock exchanges,
- (c) website of the Listed Entity,
- (d) any other document/ filing, as may be relevant, which has been relied upon to make this certification, for the year ended March 31, 2022 (hereinafter referred as “Review Period”) in respect of compliance with the provisions of:

- (a) the Securities and Exchange Board of India Act, 1992 (“SEBI Act”) and the Regulations, circulars, guidelines issued thereunder; and
- (b) the Securities Contracts (Regulation) Act, 1956 (“SCRA”), rules made thereunder and the Regulations, circulars, guidelines issued thereunder by the Securities and Exchange Board of India (“SEBI”);

The specific Regulations, whose provisions and the circulars/guidelines issued thereunder, have been examined according to their applicability during the Review Period, include:

- (a) Securities and Exchange Board of India (Listing Obligations and Disclosure Requirements) Regulations, 2015 (“Listing Regulation”)
- (b) Securities and Exchange Board of India (Issue of Capital and Disclosure Requirements) Regulations, 2018 (**Not applicable to the Company during the Review Period**);
- (c) Securities and Exchange Board of India (Substantial Acquisition of Shares and Takeovers) Regulations, 2011;
- (d) Securities and Exchange Board of India (Buyback of Securities) Regulations, 2018 (**Not applicable to the Company during the Review Period**);
- (e) Securities and Exchange Board of India (Share Based Employee Benefits) Regulations, 2014 (**Not applicable to the Company during the Review Period**);
- (f) Securities and Exchange Board of India (Issue and Listing of Debt Securities) Regulations, 2008 (**Not applicable to the Company during the Review Period**);
- (g) Securities and Exchange Board of India (Issue and Listing of Non-Convertible and Redeemable Preference Shares) Regulations, 2013 (**Not applicable to the Company during the Review Period**);
- (h) Securities and Exchange Board of India (Prohibition of Insider Trading) Regulations, 2015; and based on the above examination, we hereby report that, during the Review Period:

- a) The Listed Entity has complied with the provisions of the above Regulations and circulars/guidelines issued thereunder:
- b) The Listed Entity has maintained proper records under the provisions of the above Regulations and circulars/ guidelines issued thereunder insofar as it appears from my examination of those records.
- (c) As informed to us, there are no actions taken against the Listed Entity/ its promoters/ directors/ material subsidiaries either by SEBI or by Stock Exchanges (including under the Standard Operating Procedures issued by SEBI through various circulars) under the aforesaid Acts/ Regulations and circulars/ guidelines issued thereunder.
- (d) The management had already dealt with the observation made in the previous report.

For ADESH TANDON & ASSOCIATES
Company Secretaries

(Adesh Tandon)
Proprietor
FCS No. 2253
C.P. No. 1121

UDIN: F002253D000375494

Date : May 24, 2022

Place: Kanpur

INDEPENDENT AUDITORS' REPORT

To
The Members of
Kothari Products Limited

REPORT ON THE AUDIT OF THE STANDALONE FINANCIAL STATEMENTS

Opinion

We have audited the accompanying Standalone Financial Statements of **Kothari Products Limited** ("the Company"), which comprise the Standalone Balance Sheet as at March 31, 2022, the Standalone Statement of Profit and Loss (including Other Comprehensive Income), the Standalone Statement of Changes in Equity and the Standalone Statement of Cash Flows for the year then ended, and notes to Standalone Financial Statements including a summary of significant accounting policies and other explanatory information (hereinafter referred to as "the Standalone Financial Statements").

In our opinion and to the best of our information and according to the explanations given to us, the aforesaid Standalone Financial Statements give the information required by the Companies Act, 2013 ("the Act") in the manner so required and give a true and fair view in conformity with the Indian Accounting Standards ("Ind AS") prescribed under section 133 of the Act read with the Companies (Indian Accounting Standards) Rules, 2015, as amended and other accounting principles generally accepted in India, of the state of affairs of the Company as at March 31, 2022 and its profit (including other comprehensive income), the changes in equity and its cash flows for the year ended on that date.

Basis for Opinion

We conducted our audit of the Standalone Financial Statement in accordance with the Standards on Auditing ("SAs") specified under section 143(10) of the Act. Our responsibilities under those Standards are further described in the Auditor's Responsibilities for the Audit of the Standalone Financial Statements section of our report. We are independent of the Company in accordance with the Code of Ethics issued by the Institute of Chartered Accountants of India ("ICAI") together with the ethical requirements that are relevant to our audit of the Standalone Financial Statements under the provisions of the Act and the Rules framed thereunder, and we have fulfilled our other ethical responsibilities in accordance with these requirements and the ICAI's Code of Ethics. We believe that the audit evidence we have obtained is sufficient and appropriate to provide a basis for our audit opinion on the Standalone Financial Statements.

Key Audit Matters

Key audit matters are those matters that, in our professional judgment, were of most significance in our professional judgment, were of most significance in our audit of the Standalone Financial Statements of the current period. These matters were addressed in the context of our audit of the Standalone Financial Statements as a whole, and in forming our opinion thereon, and we do not provide a separate opinion on these matters.

We have determined that there are no key audit matters to communicate in our report.

Information Other than the Standalone Financial Statements and Auditor's Report thereon

The Company's Management and Board of Directors are responsible for the preparation of the other information. The other information comprises the information included in Annual Report, but does not include the Standalone Financial Statements, Consolidated Financial Statements and our Auditor's report thereon. The Annual Report is expected to be made available to us after the date of this report.

Our opinion on the Standalone Financial Statements does not cover the other information and we do not express any form of assurance conclusion thereon.

In connection with our audit of the Standalone Financial Statements, our responsibility is to read the other information identified above and, in doing so, consider whether the other information is materially inconsistent with the Standalone Financial Statements or our knowledge obtained in the audit, or otherwise appears to be materially misstated.

When we read the Annual Report, if we conclude that there is a material misstatement therein, we are required to communicate the matter to Those Charged With Governance and take necessary actions as applicable under the relevant laws and regulations.

Responsibilities of Management and Those Charged with Governance for the Standalone Financial Statements

The Company's Management and Board of Directors are responsible for the matters stated in section 134(5) of the Act with respect to the preparation of the Standalone Financial Statements that give a true and fair view of the financial position, financial performance including other comprehensive income, changes in equity, cash flows of the Company in accordance with the accounting principles generally accepted in India, including Ind AS and relevant provisions of the Act.

This responsibility also includes maintenance of adequate accounting records in accordance with the provisions of the Act for safeguarding the assets of the Company and for preventing and detecting frauds and other irregularities; selection and application of appropriate accounting policies; making judgments and estimates that are reasonable and prudent; and design, implementation and maintenance of adequate internal financial controls, that were operating effectively for ensuring the

accuracy and completeness of the accounting records, relevant to the preparation and presentation of the Standalone Financial Statements that give a true and fair view and are free from material misstatement, whether due to fraud or error.

In preparing the Standalone Financial Statements, the Company's Management and Board of Directors are responsible for assessing the Company's ability to continue as a going concern, disclosing, as applicable, matters related to going concern and using the going concern basis of accounting unless management either intends to liquidate the Company or to cease operations, or has no realistic alternative but to do so.

The Board of Directors are also responsible for overseeing the Company's financial reporting process.

Auditor's Responsibilities for the Audit of the Standalone Financial Statements

Our objectives are to obtain reasonable assurance about whether the Standalone Financial Statements as a whole are free from material misstatement, whether due to fraud or error, and to issue an auditor's report that includes our opinion. Reasonable assurance is a high level of assurance, but is not a guarantee that an audit conducted in accordance with SAs will always detect a material misstatement when it exists. Misstatements can arise from fraud or error and are considered material if, individually or in the aggregate, they could reasonably be expected to influence the economic decisions of users taken on the basis of these Standalone Financial Statements.

As part of an audit in accordance with SAs, we exercise professional judgment and maintain professional skepticism throughout the audit. We also:

- Identify and assess the risks of material misstatement of the Standalone Financial Statements, whether due to fraud or error, design and perform audit procedures responsive to those risks, and obtain audit evidence that is sufficient and appropriate to provide a basis for our opinion. The risk of not detecting a material misstatement resulting from fraud is higher than for one resulting from error, as fraud may involve collusion, forgery, intentional omissions, misrepresentations, or the override of internal control.
- Obtain an understanding of internal control relevant to the audit in order to design audit procedures that are appropriate in the circumstances. Under section 143(3)(i) of the Act, we are also responsible for expressing our opinion on whether the Company has adequate internal financial controls system with reference to Standalone Financial Statements in place and the operating effectiveness of such controls.
- Evaluate the appropriateness of accounting policies used and the reasonableness of accounting estimates and related disclosures made by Management.
- Conclude on the appropriateness of Management and Board of Director's use of the going concern basis of accounting and, based on the audit evidence obtained, whether a material uncertainty exists related to events or conditions that may cast significant doubt on the Company's ability to continue as a going concern. If we conclude that a material uncertainty exists, we are required to draw attention in our auditor's report to the related disclosures in the Standalone Financial Statements or, if such disclosures are inadequate, to modify our opinion. Our conclusions are based on the audit evidence obtained up to the date of our auditor's report. However, future events or conditions may cause the Company to cease to continue as a going concern.
- Evaluate the overall presentation, structure and content of the Standalone Financial Statements, including the disclosures, and whether the Standalone Financial Statements represent the underlying transactions and events in a manner that achieves fair presentation.

We communicate with those charged with governance regarding, among other matters, the planned scope and timing of the audit and significant audit findings, including any significant deficiencies in internal control that we identify during our audit.

We also provide those charged with governance with a statement that we have complied with relevant ethical requirements regarding independence, and to communicate with them all relationships and other matters that may reasonably be thought to bear on our independence, and where applicable, related safeguards.

From the matters communicated with those charged with governance, we determine those matters that were of most significance in the audit of the Standalone Financial Statements of the current period and are therefore the key audit matters. We describe these matters in our auditor's report unless law or regulation precludes public disclosure about the matter or when, in extremely rare circumstances, we determine that a matter should not be communicated in our report because the adverse consequences of doing so would reasonably be expected to outweigh the public interest benefits of such communication.

Other Matters

The comparative financial information included in these Standalone Financial Statements were audited jointly by us with M/s. Rajiv Mehrotra & Associates, Chartered Accountants. Our joint audit report dated June 29, 2021 expressed an unmodified opinion. Our opinion is not modified in respect of above matter.

Report on Other Legal and Regulatory Requirements:

1. As required by the Companies (Auditor's Report) Order, 2020 ("the Order"), issued by the Central Government of India in terms of section 143(11) of the Act, we give in the "Annexure A", a statement on the matters specified in the paragraph 3 and 4

of the said Order.

2. As required by section 143(3) of the Act, we report that:
- a) We have sought and obtained all the information and explanations which to the best of our knowledge and belief were necessary for the purposes of our audit;
 - b) In our opinion, proper books of account as required by law have been kept by the Company so far as it appears from our examination of those books;
 - c) The Standalone Balance Sheet, the Standalone Statement of Profit and Loss (Including Other Comprehensive Income), the Standalone Statement of Changes in Equity and the Standalone Statement of Cash Flows dealt with by this Report are in agreement with the books of account;
 - d) In our opinion, the aforesaid Standalone Financial Statements comply with the Accounting Standards specified under section 133 of the Act, read with relevant rules issued thereunder and relevant provisions of the Act;
 - e) On the basis of the written representations received from the directors as on March 31, 2022 taken on record by the Board of Directors, none of the directors is disqualified as on March 31, 2022 from being appointed as a director in terms of section 164(2) of the Act;
 - f) With respect to the adequacy of the internal financial controls with reference to Standalone Financial Statements of the Company and the operating effectiveness of such controls, refer to our separate Report in "Annexure B". Our report expresses an unmodified opinion on the adequacy and operating effectiveness of the Company's internal financial controls with reference to Standalone Financial Statements;
 - g) With respect to the other matters to be included in the Auditor's Report in accordance with the requirements of section 197(16) of the Act, as amended:
In our opinion and to the best of our information and according to the explanations given to us, the remuneration paid by the Company to its directors during the year is in accordance with the provisions of section 197 of the Act; and
 - h) With respect to the other matters to be included in the Auditor's Report in accordance with rule 11 of the Companies (Audit and Auditors) Rules, 2014, as amended, in our opinion and to the best of our information and according to the explanations given to us:
 - i. The Company has disclosed details of pending litigations, however, it does not have adverse impact on its financial position. Refer note 44 to Standalone Financial Statements;
 - ii. The Company does not have any long term contracts including derivative contracts requiring a provision for material foreseeable losses;
 - iii. There has been no delay in transferring amounts, required to be transferred, to the Investor Education and Protection Fund by the Company;
 - iv. (a) The Management has represented that, to the best of its knowledge and belief, no funds have been advanced or loaned or invested (either from borrowed funds or share premium or any other sources or kind of funds) by the Company to or in any other person(s) or entity(ies), including foreign entities ("Intermediaries"), with the understanding, whether recorded in writing or otherwise, that the Intermediary shall, directly or indirectly lend or invest in other persons or entities identified in any manner whatsoever by or on behalf of the Company ("Ultimate Beneficiaries") or provide any guarantee, security or the like on behalf of the Ultimate Beneficiaries;
(b) The Management has represented, that, to the best of its knowledge and belief, no funds have been received by the Company from any person(s) or entity(ies), including foreign entities ("Funding Parties"), with the understanding, whether recorded in writing or otherwise, that the Company shall, whether, directly or indirectly, lend or invest in other persons or entities identified in any manner whatsoever by or on behalf of the Funding Party ("Ultimate Beneficiaries") or provide any guarantee, security or the like on behalf of the Ultimate Beneficiaries; and
(c) Based on the audit procedures performed that have been considered reasonable and appropriate in the circumstances, nothing has come to our notice that has caused us to believe that the representations under sub-clause (i) and (ii) of Rule 11(e), as provided under (a) and (b) above, contain any material misstatement.
 - v. The Company has neither declared nor paid any dividend during the year.

For G. M. Kapadia & Co.
Chartered Accountants
Firm Registration No.104767W

Atul Shah
Partner

Membership No.039569
UDIN: 22039569AJWQTT5401

Place: Mumbai
Date: May 30, 2022

Annexure A - referred to in paragraph 1 under "Report on Other Legal and Regulatory Requirements" of the Independent Auditor's Report of even date, to the members of the Kothari Products Limited on the Standalone Financial Statements for the year ended March 31, 2022

In terms of the information and explanations sought by us and given by the Company and the books of account and records examined by us in the normal course of audit and to the best of our knowledge and belief, we state that:

- (i) (a) (A) The Company has maintained proper records showing full particulars including quantitative details and situation of its Property, plant and equipment.
- (B) The Company has maintained proper records showing full particulars of its Intangible assets.
- (b) The Company has a regular programme of physical verification of its Property, plant and equipment by which all Property, plant and equipment of the Company are being verified in a phased manner over a period of three years, which in our opinion, is reasonable having regard to the size of the Company and nature of its business. Pursuant to the program, a portion of Property, plant and equipment has been physically verified by the Management during the year and no material discrepancies were noticed on such verification as compared with the book records.
- (c) Based on test check examination of the records and sale deeds / transfer deeds / lease deeds / conveyance deeds / property tax receipts and such other documents provided to us, the title deeds of immovable properties (other than immovable properties where the Company is the lessee and the lease agreements are duly executed in favour of the lessee) are held in the name of the Company.
- (d) The Company has not revalued its Property, plant and equipment (including Right-of-use assets) or Intangible assets or both during the year ended March 31, 2022.
- (e) There are no proceedings initiated during the year or pending against the Company as at March 31, 2022 for holding any benami property under the Benami Transactions (Prohibition) Act, 1988 and rules made thereunder.
- (ii) (a) Inventories have been physically verified during the year by the Management. In our opinion, the coverage and procedure of verification is appropriate and the frequency of verification is reasonable. There were no discrepancies of 10% or more in aggregate for each class of inventory noticed on physical verification as compared to the book of accounts;.
- (b) According to the information and explanations given to us, at any point of time of the year, the Company has not been sanctioned any working capital facility from banks or financial institutions and hence reporting under paragraph (ii)(b) of the Order is not applicable.
- (iii) During the year, the Company has made investments in, provided guarantee and granted loans, secured or unsecured to companies, firms, limited liability partnership or any other parties. The Company has not provided security or advances in the nature of loans to companies, firms, limited liability partnership or any other parties during the year. In respect of such investments, loans and guarantees:
- (a) During the year, the Company has provided loans to and has stood guarantee to for any other entity.

₹ in lakhs

Particulars	Loans (including interest accrued)	Guarantee
Aggregate amount during the year		
-Subsidiary	82,021	1,903
-Others	14	-
Balance outstanding as at balance sheet date in respect of above cases		
-Subsidiary	16,288	1,903
-Others	14	-

- (b) The investments made during the year and the terms and conditions of the grant of loans provided during the year are, prima facie, not prejudicial to the interest of the Company.
- (c) The Company has granted loan to the companies that are repayable on demand. The loan and interest demanded during the year have been repaid and received.
- (d) As explained in paragraph 3(iii)(c) above, the loan is repayable on demand and we have been informed that no demand for outstanding balance have been made by the Company and accordingly, there is no overdue amount.

- (e) As explained in paragraph 3 (iii)(d) above, no loan is overdue. Accordingly, the requirement to report on paragraph 3(iii)(e) of the order is not applicable to the Company.
- (f) As disclosed in note 5 and 14 to the Standalone Financial Statements, the Company has granted loans or advances in the nature of loans, either repayable on demand or without specifying any terms or period of repayment to companies. Of these following are the details of the aggregate amount of loans or advances in the nature of loans granted to the related party as defined in clause (76) of section 2 of the Companies Act, 2013:

₹ in lakhs

Particulars	Promoter	Related Party	All Parties
Aggregate amount of loans granted during the year, which are repayable on demand	Nil	16,288	16,302
Percentage of loans in nature of loans to the total loans	Nil	99.91%	100%

- (iv) The Company has complied with the provisions of sections 185 and 186 of the Act in respect of loans granted, investments made and guarantees and securities provided, as applicable.
- (v) The Company has not accepted any deposits or amounts which are deemed to be deposits from the public. In addition, no order has been passed by Company Law Board or National Company Law Tribunal or Reserve Bank of India or any court or any other tribunal. Accordingly, paragraph 3(v) of the Order is not applicable.
- (vi) The maintenance of cost records has not been specified by the Central Government under section 148(1) of the Act for the business activities carried out by the Company. Hence, reporting under paragraph 3(vi) of the Order is not applicable to the Company.
- (vii) (a) The Company has generally been regular in depositing undisputed statutory dues including provident fund, employees' state insurance, income tax, sales tax, service tax, duty of customs, duty of excise, value added tax, goods and services tax, cess and other statutory dues with the appropriate authorities. No undisputed statutory dues payable were in arrears as at March 31, 2022 for a period of more than six months from the date they became payable.
- (b) The details of statutory dues referred to in sub paragraph (a) which have not been deposited with the concerned authorities on account of dispute are given below:

Name of statute	Nature of dues	Amount	Period to which the amount relates	Forum where dispute is pending
Income-tax Act, 1961	Income tax	206.72	Block Period	High Court
Income-tax Act, 1961	Income tax	69.53	AY 2018-19	CIT(A)
Income-tax Act, 1961	Income tax	117.93	AY 2001-02	High Court
Income-tax Act, 1961	Income tax	10.99	AY 2020-21	AO
Income-tax Act, 1961	Income tax	28.78	AY 2010-11	Income Tax Appellate Tribunal
Central Excise Act	Prosecution of Excise Act	Amount uncertainable	-	CJM Court
M.V. Act	Claim Cases	Amount Uncertainable	-	MACT

- (viii) During the year, there were no transactions relating to previously unrecorded income that were surrendered or disclosed as income in the tax assessments under the Income Tax Act, 1961.
- (ix) (a) The Company did not have any loans or borrowings from any bank or financial institutions during the year. Accordingly, paragraph 3(ix)(a) of the Order is not applicable to the Company.
- (b) The Company has not been declared wilful defaulter by any bank or financial institution or other lender.
- (c) The Company has not obtained any term loans during the year. Accordingly, paragraph 3(ix)(c) of the Order is not applicable to the Company.
- (d) On an overall examination of the Standalone Financial Statements of the Company, funds are raised on short term basis have, prima facie, not been used during the year for long term purposes by the Company.

- (e) The Company has not taken any funds from any entity or person on account of or to meet the obligations of its subsidiaries and associates. The Company does not have any joint venture.
- (f) The Company has not raised loans during the year on the pledge of securities held in its subsidiaries or associates. Accordingly, the requirement to report on paragraph 3(ix)(f) of the Order is not applicable to the Company.
- (x) (a) The Company has not raised any moneys by way of Initial Public Offer or Further Public Offer (including debt instrument). Accordingly, paragraph 3(x)(a) of the Order is not applicable.
- (b) During the year, the Company has not made preferential allotment or private placement of shares or convertible debentures (fully or partly or optionally). Accordingly, paragraph 3(x)(b) of the Order is not applicable.
- (xi) (a) No fraud by the Company and no material fraud on the Company has been noticed or reported during the year.
- (b) During the year and up to the date of this report, no report under section 143(12) of the Act has been filled by the auditors in Form ADT-4 as prescribed under rule 13 of Companies (Audit and Auditors) Rules, 2014 with the Central Government.
- (c) There were no whistle blower complaints received by the Company during the year.
- (xii) The Company is not a Nidhi Company. Accordingly, paragraph 3(xii) of the Order is not applicable.
- (xiii) Transactions with the related parties are in compliance with section 177 and 188 of the Act where applicable and details of such transactions have been disclosed in the Standalone Financial Statements as required by the applicable accounting standards.
- (xiv) (a) The Company has an internal audit system commensurate with the size and nature of its business.
- (b) We have considered the internal audit reports of the Company issued till date for the period under audit.
- (xv) The Company has not entered into any non-cash transactions with directors. We have been informed that no such transactions have been entered into with person connected with directors. Accordingly, paragraph 3(xv) of the Order is not applicable to the Company.
- (xvi) (a) The Company is not required to be registered under section 45-IA of the Reserve Bank of India Act, 1934 ("RBI Act"). Accordingly, reporting under paragraph 3(xvi)(a) of the Order are not applicable to the Company.
- (b) The Company has not conducted any Non-Banking Finance or Housing Finance activities which would require the Company to hold valid Certificate of Registration from the Reserve Bank of India (RBI) as per the RBI Act.
- (c) The Company is not a Core Investment Company (CIC) as defined in the regulations made by the RBI. Accordingly, paragraph 3(xvi)(c) of the Order is not applicable.
- (d) There are no CIC as a part of the Group, hence, the requirement to report on paragraph 3(xvi)(d) of the Order is not applicable to the Company.
- (xvii) The Company has not incurred cash losses in the current financial year or in the immediately preceding financial year.
- (xviii) During the year, one of the previous joint statutory auditors of the Company have resigned and there were no issues, objections or concerns raised by such outgoing auditor.
- (xix) On the basis of the financial ratios, ageing and expected dates of realization of financial assets and payment of financial liabilities, other information accompanying the financial statements and our knowledge of the Board of Directors and Management plans and based on our examination of the evidence supporting the assumptions, nothing has come to our attention, which causes us to believe that any material uncertainty exists as on the date of the audit report indicating that Company is not capable of meeting its liabilities existing at the date of balance sheet as and when they fall due within a period of one year from the balance sheet date. We, however, state that this is not an assurance as to the future viability of the Company. We further state that our reporting is based on the facts up to the date of the audit report and we neither give any guarantee nor any assurance that all liabilities falling due within a period of one year from the balance sheet date, will get discharged by the Company as and when they fall due.
- (xx) There is no amount remaining unspent by the Company under section 135 of the Act. Accordingly, reporting under paragraph 3(xx)(a) and (xx)(b) of the Order is not applicable to the Company.

For G. M. Kapadia & Co.
Chartered Accountants
Firm Registration No.104767W

Atul Shah
Partner

Membership No.039569
UDIN: 22039569AJWQTT5401

Place: Mumbai
Date: May 30, 2022

Annexure B - referred to in paragraph 2(f) under “Report on Other Legal and Regulatory Requirements” of the Independent Auditor’s Report of even date, to the members of Kothari Export Limited on the Standalone Financial Statements for the year ended March 31, 2022

Report on the Internal Financial Controls under section 143(3)(i) of the Act

Opinion

We have audited the internal financial controls with reference to Standalone Financial Statements of **Kothari Products Limited** (“the Company”) as of March 31, 2022 in conjunction with our audit of the standalone financial statements of the Company for the year ended on that date.

In our opinion, the Company has, in all material aspects, an adequate internal financial controls system with reference to Standalone Financial Statements and such internal financial controls with reference to Standalone Financial Statements were operating effectively as at March 31, 2022, based on the internal control with reference Standalone Financial Statements criteria established by the Company considering the essential components of internal control stated in Guidance Note of Audit of Internal Financial Controls over Financial Reporting (“Guidance Note”) issued by the Institute of Chartered Accountants of India (“ICAI”).

Management’s Responsibility For Internal Financial Controls with reference to Standalone Financial Statement

The Company’s management is responsible for establishing and maintaining internal financial controls based on the internal control with reference to Standalone Financial Statements criteria established by the Company considering the essential components of internal control stated in the Guidance Note. These responsibilities include the design, implementation and maintenance of adequate internal financial controls that were operating effectively for ensuring the orderly and efficient conduct of its business, including adherence to Company’s policies, the safeguarding of its assets, the prevention and detection of frauds and errors, the accuracy and completeness of the accounting records, and the timely preparation of reliable financial information, as required under the Act.

Auditor’s Responsibility for Internal Financial Controls with reference to Standalone Financial Statement

Our responsibility is to express an opinion on the Company’s internal financial controls with reference to financial statements based on our audit. We conducted our audit in accordance with the Guidance Note and the Standards on Auditing, issued by the ICAI and deemed to be prescribed under section 143(10) of the Act, to the extent applicable to an audit of internal financial controls, both applicable to an audit of Internal Financial Controls and both issued by the ICAI. Those Standards and the Guidance Note require that we comply with ethical requirements and plan and perform the audit to obtain reasonable assurance about whether adequate internal financial controls with reference to Standalone Financial Statements were established and maintained and if such controls operated effectively in all material respects.

Our audit involves performing procedures to obtain audit evidence about the adequacy of the internal financial control system with reference to Standalone Financial Statements and their operating effectiveness.

Our audit of internal financial controls with reference to Standalone Financial Statements included obtaining an understanding of internal financial controls with reference to Standalone Financial Statements, assessing the risk that a material weakness exists, and testing and evaluating the design and operating effectiveness of internal controls based on the assessed risk, both applicable to an audit of Internal Financial Controls and, both issued by the ICAI.

The procedures selected depend on the auditor’s judgment, including the assessment of the risks of material misstatement of the financial statements, whether due to fraud or error.

We believe that the audit evidence we have obtained is sufficient and appropriate to provide a basis for our audit opinion on the Company’s internal financial controls system with reference to Standalone Financial Statements.

Meaning Of Internal Financial Controls with reference to Standalone Financial Statements

A company’s internal financial control with reference to Standalone Financial Statements is a process designed to provide reasonable assurance regarding the reliability of financial reporting and the preparation of financial statements for external purposes in accordance with generally accepted accounting principles. A Company’s internal financial control with reference to financial statements includes those policies and procedures that (1) pertain to the maintenance of records that, in reasonable detail, accurately and fairly reflect the transactions and dispositions of the assets of the Company; (2) provide reasonable assurance that transactions are recorded as necessary to permit preparation of Standalone Financial Statements in accordance with generally accepted accounting principles, and that receipts and expenditures of the company are being made only in accordance with authorizations of management and directors of the company; and (3) provide reasonable assurance regarding prevention or timely detection of unauthorized acquisition, use, or disposition of the company’s assets that could have a material effect on the Standalone Financial Statements.

Inherent Limitations of Internal Financial Controls with reference to Standalone Financial Statements

Because of the inherent limitations of internal financial controls with reference to Standalone Financial Statements, including the possibility of collusion or improper management override of controls, material misstatements due to error or fraud may occur and not be detected. Also, projections of any evaluation of the internal financial controls with reference to Standalone Financial Statements to future periods are subject to the risk that the internal financial control with reference to Standalone Financial Statements may become inadequate because of changes in conditions, or that the degree of compliance with the policies or procedures may deteriorate.

For G. M. Kapadia & Co.
Chartered Accountants
Firm Registration No.104767W

Place: Mumbai
Date: May 30, 2022

Atul Shah
Partner
Membership No.039569
UDIN: 22039569AJWQTT5401

STANDALONE BALANCE SHEET AS AT 31 MARCH, 2022

PARTICULARS	NOTE	Amount in Rs. Lacs	
		As at 31 March 2022	As at 31 March 2021
I ASSETS			
Non-Current Assets			
Property, Plant and Equipment	2	1,051	1,098
Investment Property	3	3,176	3,219
Financial Assets			
Investments	4	50,842	16,481
Loans	5	5,671	6,634
Other Financial Assets	6	113	130
Deferred Tax Assets	7	-	48
Other Non Current Assets	8	1,948	3,326
Current Assets			
Inventories	9	791	259
Financial assets			
Investments	10	835	930
Trade Receivables	11	18,752	1,15,563
Cash and Cash Equivalents	12	1,335	2,896
Bank Balances other than Cash and Cash Equivalents	13	1,569	1,645
Loans	14	16,288	-
Other Financial Assets	15	130	126
Current Tax Assets (Net)	16	-	108
Other Current Assets	17	3,046	1,228
TOTAL ASSETS		1,05,547	1,53,691
II EQUITY & LIABILITIES			
Equity			
Equity Share capital	18	2,984	2,984
Other Equity	19	91,890	91,380
LIABILITIES			
Non-current liabilities			
Financial Liabilities			
Borrowings	20	2,515	2,546
Other Financial Liabilities	21	168	165
Deferred Tax Liabilities	22	43	-
Current Liabilities			
Financial Liabilities			
Borrowings	23	6,403	48,288
Trade Payables:-	24		
(a) Total Outstanding Dues of Micro Enterprises and Small Enterprises	24.1	-	-
(b) Total Outstanding Dues of Creditors other than Micro Enterprises and Small Enterprises	24.2	1,003	7,758
Other Financial Liabilities	25	99	118
Other Current Liabilities	26	362	452
Current Tax Liabilities (Net)	27	80	-
TOTAL EQUITY & LIABILITY		1,05,547	1,53,691
Significant Accounting Policies	1		

The accompanying notes forms an integral part of these Standalone Financial Statements.

As per our report of even date attached hereto.

For and on behalf of the Board

For G.M. Kapadia & Co.
CHARTERED ACCOUNTANTS
Firm Registration No. 104767W

DEEPAK KOTHARI
Chairman & Managing Director
DIN. 00088973

MITESH KOTHARI
Executive Director
DIN.00089076

ATUL SHAH
Partner
Membership No.039569

RAJ KUMAR GUPTA
Company Secretary
& Compliance Officer
Membership No.FCS3281

ANURAG TANDON
Chief Financial Officer

Place: Mumbai
Date : 30 May, 2022

Place: Kanpur
Date : 30 May, 2022

Place: Kanpur
Date : 30 May, 2022

STANDALONE STATEMENT OF PROFIT & LOSS FOR THE YEAR ENDED 31 MARCH, 2022

PARTICULARS	NOTE	Amount in Rs. Lacs	
		Year Ended 31 March 2022	Year Ended 31 March 2021
I Income			
Revenue from Operations	28	1,07,900	1,70,707
Other Income	29	3,534	7,104
Total Income		<u>1,11,434</u>	<u>1,77,811</u>
II Expenses			
Purchase of Stock-in-Trade	30	1,06,738	1,68,537
Changes in Inventories	31	(532)	562
Employee Benefit Expense	32	269	223
Finance Costs	33	2,304	3,350
Depreciation and Amortisation Expense	2&3	237	229
Other Expenses	34	1,449	3,755
Total Expenses		<u>1,10,465</u>	<u>1,76,656</u>
III Profit/(Loss) before Exceptional Items and Tax		969	1,155
Exceptional items		-	-
IV Profit/(Loss) before Tax		<u>969</u>	<u>1,155</u>
Tax Expenses			
Current Tax		313	9
Deferred Tax		7	233
Income Tax for Previous Year (Net)		138	(24)
Total tax expenses		<u>458</u>	<u>218</u>
V Profit for the year		<u>511</u>	<u>937</u>
VI Other Comprehensive Income / (loss)			
Total Other Comprehensive Income / (loss)		-	-
VII Total Comprehensive Income / (loss) for the year		<u>511</u>	<u>937</u>
VIII Earnings per Share (Face Value: Rs.10/- each)	42		
Basic EPS (In Rs.)		1.71	3.14
Diluted EPS (In Rs.)		1.71	3.14

Significant Accounting Policies

1

The accompanying notes forms an integral part of these Standalone Financial Statements.

As per our report of even date attached hereto.

For and on behalf of the Board

For G.M. Kapadia & Co.
CHARTERED ACCOUNTANTS
Firm Registration No. 104767W

DEEPAK KOTHARI
Chairman & Managing Director
DIN. 00088973

MITESH KOTHARI
Executive Director
DIN.00089076

ATUL SHAH
Partner
Membership No.039569

RAJ KUMAR GUPTA
Company Secretary
& Compliance Officer
Membership No.FCS3281

ANURAG TANDON
Chief Financial Officer

Place: Mumbai
Date : 30 May, 2022

Place: Kanpur
Date : 30 May, 2022

Place: Kanpur
Date : 30 May, 2022

STANDALONE STATEMENT OF CHANGES IN EQUITY FOR THE YEAR ENDED 31 MARCH, 2022

A. Equity Share Capital

Particulars	Amount in Rs. Lacs
Balances as at 1 April, 2020	2,984
Changes in equity share capital during the year	-
Balances as at 31 March, 2021	2,984
Changes in equity share capital during the year	-
Balances as at 31 March, 2022	2,984

B. Other Equity

Particulars	Reserve & Surplus (Refer Note:19)			Total
	General Reserve	Capital Reserve	Retained Earnings	
Balances as at 1 April 2020	35,888	3,682	50,873	90,443
Profit for the year	-	-	937	937
Other Comprehensive Income / (loss)	-	-	-	-
Total Comprehensive Income for the year	-	-	937	937
Balance as at 31 March 2021	35,888	3,682	51,810	91,380
Balances as at 1 April 2021	35,888	3,682	51,810	91,380
Profit for the year	-	-	511	511
Other Comprehensive Income / (loss)	-	-	-	-
Total Comprehensive Income for the year	-	-	511	511
Balance as at 31 March 2022	35,888	3,682	52,321	91,890

As per our report of even date attached hereto.

For and on behalf of the Board

For G.M. Kapadia & Co.
 CHARTERED ACCOUNTANTS
 Firm Registration No. 104767W

DEEPAK KOTHARI
 Chairman & Managing Director
 DIN. 00088973

MITESH KOTHARI
 Executive Director
 DIN.00089076

ATUL SHAH
 Partner
 Membership No.039569

RAJ KUMAR GUPTA
 Company Secretary
 & Compliance Officer
 Membership No.FCS3281

ANURAG TANDON
 Chief Financial Officer

Place: Mumbai
 Date : 30 May, 2022

Place: Kanpur
 Date : 30 May, 2022

Place: Kanpur
 Date : 30 May, 2022

STANDALONE CASH FLOW STATEMENT FOR THE YEAR ENDED 31 MARCH, 2022

PARTICULARS	Amount in Rs. Lacs	
	YEAR ENDED 31 MARCH, 2022	YEAR ENDED 31 MARCH, 2021
(A) CASH FLOW FROM OPERATING ACTIVITIES :		
Net Profit/ (Loss) before Tax	969	1,155
Adjustments for:		
- Depreciation	237	229
- Finance Cost	2,304	3,347
- Balances Written off/ Bad Debts	(7)	#
- Amortisation of debentures	(22)	(1,476)
- Provision for Bad/ Doubtful debts	840	-
- Net Unrealised Forex Gain (-) / Loss	(34)	1,205
- Fair Value Adjustment relating to Investment in Mutual Funds and Listed Securities	(126)	(1,116)
- Lease Rent- (Impact on discounting of Security Deposits)	(7)	(7)
- Profit (-) / Loss on Sale of Property, Plant and Equipment	(13)	(1)
- Net Profit on Sale of Investments	(122)	(3,130)
- Interest Income	(559)	(614)
- Dividend Income	(2)	(4)
Operating Profit before Working Capital Changes	<u>3,458</u>	<u>(412)</u>
Adjustments for:		
- Trade Receivables & Others	94,186	(16,045)
- Inventories	(532)	562
- Trade Payables & Others	(6,839)	3,985
Cash Generated from Operations	<u>90,273</u>	<u>(11,910)</u>
Net Income Tax Paid	1,200	(204)
Net Cash Flow from Operating Activities	<u>91,473</u>	<u>(12,114)</u>
(B) CASH FLOW FROM INVESTING ACTIVITIES :		
- Purchase of Property, Plant and Equipment	(151)	(87)
- Sale of Property, Plant and Equipment	17	2
- Purchase of Investments- Others	(5,510)	(618)
- Purchase of Investments- Subsidiary Companies	(29,566)	-
- Sale of Investments-Others	1,052	1,765
- Sale of Investments-Subsidiary Companies	-	2,903
- Sale of Investments-Associate Companies	-	1,101
- Loans to Subsidiary Companies (Net)	(21,948)	(35)
- Loans to Associate Companies (Net)	-	(73)
- Loans to Others	963	(10)
- Interest Received	559	614
- Investment in Bank Deposits	85	1,348
- Dividend Received	2	4
Net Cash flow from/(used in) Investing Activities	<u>(54,497)</u>	<u>6,914</u>

(C) CASH FLOW FROM FINANCING ACTIVITIES :

- Secured Loans from Banks	-		(6)	
- Unsecured Loan	(36,233)		10,501	
- Finance Cost	(2,304)	<u>(38,537)</u>	(3,347)	<u>7,148</u>
Net Cash flow from/(used in) Financing Activities		<u>(38,537)</u>		<u>7,148</u>

NET CHANGES IN CASH & CASH EQUIVALENTS (A+B+C)		(1,561)		1,948
Cash & Cash Equivalents - Opening Balance		2,896		896
Addition to Cash & Cash Equivalents pursuant to Scheme of Amalgamation		-		52
Cash & Cash Equivalents - Closing Balance		1,335		2,896

Note:

- The above Cash flow statement has been prepared under the "Indirect Method" as set out in Ind AS-7, Statement of Cash Flows.
- The figures of previous year have been regrouped / recast wherever considered necessary to make them comparable with those of the current year.
- Components of cash and cash equivalents :-

Particulars	As at 31 March 2022	As at 31 March 2021
(a) Cash in hand	8	8
(b) Balances with Scheduled Banks		
(i) In Current Accounts	1,268	2,134
(ii) Bank Deposits with original maturity of less than three months (Including interest accrued but not due)	59	754
TOTAL	<u>1,335</u>	<u>2,896</u>

#Amount less than Rs.50000/-

As per our report of even date attached hereto.

For and on behalf of the Board

For G.M. Kapadia & Co.
CHARTERED ACCOUNTANTS
Firm Registration No. 104767W

DEEPAK KOTHARI
Chairman & Managing Director
DIN. 00088973

MITESH KOTHARI
Executive Director
DIN.00089076

ATUL SHAH
Partner
Membership No.039569

RAJ KUMAR GUPTA
Company Secretary
& Compliance Officer
Membership No.FCS3281

ANURAG TANDON
Chief Financial Officer

Place: Mumbai
Date : 30 May, 2022

Place: Kanpur
Date : 30 May, 2022

Place: Kanpur
Date : 30 May, 2022

NOTES TO STANDALONE FINANCIAL STATEMENTS

Note: 1 OVERVIEW AND SIGNIFICANT ACCOUNTING POLICIES

COMPANY OVERVIEW:

Kothari Products Limited ('the Company') is a public limited Company domiciled in India and incorporated on 17 September, 1983 under the provisions of the Companies Act, 1956 having its registered office at 24/19 Pan Parag House, The Mall, Kanpur, Uttar Pradesh. The Company is listed on BSE Limited and National Stock Exchange of India Limited.

The company is engaged in the business of Real Estate and International Trade.

SIGNIFICANT ACCOUNTING POLICIES:

STATEMENT OF COMPLIANCE

This note provides a list of the significant accounting policies adopted in the preparation of these Indian Accounting Standards (Ind-AS) financial statements. These policies have been consistently applied to all the years except where newly issued accounting standard is initially adopted.

Accordingly, the Company has prepared these Standalone Financial Statements which comprise the Balance Sheet as at 31 March, 2022, the Statement of Profit and Loss for the year ended 31 March 2022, the Statement of Cash Flows for the year ended 31 March 2022 and the Statement of Changes in Equity for the year ended as on that date, and accounting policies and other explanatory information (together hereinafter referred to as 'Standalone Financial Statements' or 'financial statements').

AUTHORISATION OF STANDALONE FINANCIAL STATEMENTS:

These standalone financial statements are approved for issue by the Board of Directors on 30 May 2022.

1. BASIS OF PREPARATION OF FINANCIAL STATEMENTS:

A. Statement of Compliance

1. The Financial statements of the Company have been prepared in accordance with Indian Accounting Standards (Ind AS) notified under the section 133 of the Companies Act 2013 (the Act) read with Companies (Indian Accounting Standards) Rule 2015 (as amended from time to time) and other relevant provisions of the Act.
2. Historical Cost Convention

The Financial statements have been prepared on a historical cost basis, except for the following assets and liabilities:

- i) Certain Financial assets and liabilities that is measured at fair value
- ii) Defined benefit plans-plan assets measured at fair value

B. Current vs. Non-Current classification:

The Company presents assets and liabilities in the balance sheet based on current/non-current classification.

(a) An asset is treated as current when it is:

- Expected to be realized or intended to be sold or consumed in normal operating cycle
- Held primarily for purpose of trading
- Expected to be realized within twelve months after the reporting period.
- the cash or cash equivalent unless restricted from being exchanged or used to settle a liability for at least twelve months after the reporting period.

All other assets are classified as non-current.

(b) A liability is current when:

- It is expected to be settled in normal operating cycle
- It is held primarily for purpose of trading
- It is due to be settled within twelve months after the reporting period, or
- There is no unconditional right to defer the settlement of the liability for at least twelve months after the reporting period.

All other liabilities are classified as non-current.

Deferred tax assets and deferred tax liabilities are classified as non-current on net basis.

The operating cycle is the time between the acquisition of assets for processing and their realization in cash and cash equivalents. The Company has identified twelve months as its general operating cycle.

The Standalone Financial Statements have been presented in Indian Rupees (INR), which is the company's functional currency. All financial information presented in INR has been rounded off to the nearest lakh unless otherwise stated.

C. Use Of Estimates:

The preparation of Financial statements in conformity with Indian Accounting Standards (Ind AS) in India requires management to make estimates and assumptions that affect the reported amounts of assets and liabilities and the disclosures of contingent liabilities on the date of Financial statements and reported amounts of income and expenses during the period. Differences between actual results and estimates are recognised in the year in which the results are known or materialise.

This note provides an overview of the areas where there is a higher degree of judgment or complexity. Detailed information about each of these estimates and judgments is included in relevant notes together with information about the basis of calculation.

The areas involving critical estimates or judgments include:

Fair Value of unlisted equity securities

Defined Benefit Obligation

Measurement of contingent liabilities

Current tax expense and current tax payable

Deferred tax assets for carried forward tax losses

2. PROPERTY, PLANT AND EQUIPMENT (PPE)

- (i) Property, plant and equipment are stated at cost, net of accumulated depreciation and accumulated impairment losses, if any.
- (ii) The initial cost of an asset comprises its purchase price (including import duties and non-refundable taxes, if any), any costs directly attributable to bringing the asset into the location and condition necessary for it to be capable of operating in the manner intended by the management, borrowing cost for qualifying assets (i.e. assets that necessarily take a substantial period of time to get ready for their intended use).
- (iii) Subsequent expenditure is capitalized only if it is probable that the future economic benefits associated with the expenditure will flow to the Company.
- (iv) An item of Property, plant and equipment and any significant part initially recognised separately as part of Property, plant and equipment is de-recognised upon disposal; or when no future economic benefits are expected from its use or disposal. Any gain or loss arising on de-recognition of the assets is included in the Statement of Profit and Loss.
- (v) The residual values, useful lives and methods of depreciation of property, plant and equipment are reviewed at each Financial year end and adjusted prospectively, if appropriate.
- (vi) Depreciation on property, plant and equipment is provided on straight-line method using the useful lives of the assets estimated by the management and in the manner prescribed in Schedule II to the Companies Act 2013. The asset wise details of useful lives considered for purposes of calculating depreciation are as under:

Office Building	- 30 years	Vehicles	- 8 years
Furniture	- 10 years	Computers	- 6 years
Office equipment	- 5 years	Computer Software	- 2 years
- (vii) An asset's carrying amount is written down immediately to its recoverable amount if the asset's carrying amount is greater than its estimated recoverable amount.

3. INTANGIBLE ASSETS

Intangible assets with finite useful lives that are acquired separately are carried at cost less accumulated amortization and accumulated impairment losses. Amortization is recognized on a straight-line basis over their estimated useful lives. The estimated useful life and amortization method are reviewed at the end of each reporting year, with the effect of any changes in estimate being accounted for on a prospective basis. Intangible assets with indefinite useful lives that are acquired separately are carried at cost less accumulated impairment losses.

4. IMPAIRMENT

At the end of each reporting year, the Company reviews the carrying amounts of its tangible and intangible assets to determine whether there is any indication that those assets have suffered an impairment loss. If any such indication exists, the recoverable amount of the asset is estimated in order to determine the extent of the impairment loss (if any).

Recoverable amount is the higher of fair value less costs to sell and value in use. In assessing value in use, the estimated future cash flows are discounted to their present value using a pre-tax discount rate that reflects current market assessments of the time value of money and the risks specific to the asset for which the estimates of future cash flows have not been adjusted.

Goodwill and intangible assets that do not have definite useful life are not amortised and are tested at least annually for impairment. If events or changes in circumstances indicate that they might be impaired, they are tested for impairment once again.

5. INVESTMENT PROPERTY

Investment Property is property (land or a building – or part of a building – or both) held either to earn rental income or for capital appreciation or both, but not for sale in the ordinary course of business, used in production or supply of goods or services or for administrative purposes. Investment Properties are stated at cost, net of accumulated depreciation and accumulated impairment losses, if any.

Any gain or loss on disposal of investment property calculated as the difference between the net proceeds from disposal and carrying amount of the Investment Property shall be recognized in Statement of Profit and Loss.

Depreciation on Investment Property is provided on straight-line method using the useful lives of the assets estimated by management and in the manner prescribed in Schedule II of the Companies Act 2013. The useful life considered in respect of Building is 60 years and amortization of long term leasehold property classified as Investment Property is based on the balance lease term.

6. LEASE ACCOUNTING:

LEASE CONTRACTS WHERE THE COMPANY IS A LESSEE

- (i) All the lease agreements of the Company, where the company is a Lessee are in the nature of short term leases or are low value leases and are in respect of premises used as staff residences, business premises or Godowns.
- (ii) The company has therefore elected to avail the exemption from paras 22-49 of Ind-AS 116 and accounted for the lease payments as per para 6 of the said Ind-AS. Accordingly the entire lease payments associated with these leases have been recognised as an expense on a straight-line basis over the lease term or another systematic basis.

LEASE CONTRACTS WHERE THE COMPANY IS A LESSOR

- (i) All lease agreements where the Company is a Lessor are in the nature of 'operating leases'.
- (ii) All the lease income from operating leases are recognized in the statement of Profit and loss account on a systematic basis.
- (iii) The costs, including depreciation, incurred in earning the lease income have been recognized as expenses under the respective expense heads in the Statement of Profit and Loss.

7. INVENTORIES:

Stock in Trade- Traded Goods

Stock in Trade consists of goods traded by the company.

- (i) Basis of Valuation: Inventories are stated at lower of cost and net realizable value. The comparison of cost and net realizable value is made on an item-to-item basis.
- (ii) Method of Valuation- Cost of inventories comprises of expenditure incurred in the normal course of business in bringing inventories to their present location including appropriate overheads apportioned on a reasonable and consistent basis.

Stock in Trade- Real Estate

It comprises cost of land, rates & taxes, overheads and expenses incidental to the land development , if any undertaken by the Company.

8. INVESTMENTS IN SUBSIDIARIES AND ASSOCIATES:

A Subsidiary is an entity that is controlled by another entity. An investor controls an investee if and only if the investor has the following; (i) Power over the investee, (ii) exposure, or rights, to variable returns from its involvement with the investee and (iii) the ability to use its power over the investee to affect the amount of the investor's returns.

An Associate is an entity over which the Company has significant influence. Significant influence is the power to participate in the financial and operating policy decisions of the investee, but is not control or joint control over those policies.

The Company's investments in its Subsidiaries and Associate are accounted at cost.

9. TRANSACTIONS IN FOREIGN CURRENCY:

a) Functional and presentation currency

The Company's financial statements are prepared in INR, which is also the Company's functional and presentation currency.

b) Transactions and balances

Foreign currency transactions are translated into the functional currency using the exchange rates at the dates of the transactions. Foreign exchange gains and losses resulting from the settlement of such transactions and from the translation of monetary assets and liabilities denominated in foreign currencies at year end exchange rates are generally recognised in the Statement of Profit and Loss.

In case of advance payment for purchase of assets/goods/services and advance receipt against sales of products/services, all such purchase/sales transaction are recorded at the rate at which such advances are paid/received.

Foreign exchange differences regarded as an adjustment to borrowing costs are presented in the Statement of Profit and Loss, within finance costs. All other foreign exchange gains and losses are presented in the Statement of Profit and Loss on a net basis within other gains / (losses).

Non-monetary items :

Non-monetary items that are measured in terms of historical cost in a foreign currency are translated using the exchange rates at the dates of the initial transactions.

10. REVENUE RECOGNITION:

The Company derives revenues primarily from sale of products and services. Revenue from sale of goods is recognised net of returns and discounts.

Revenue is recognised upon transfer of control of promised products or services to customers in an amount that reflects the consideration the Company expect to receive in exchange for those products or services.

To recognise revenues, the Company applies the following five step approach:

- 1) Identify the contract with a customer;
- 2) Identify the performance obligations in the contract;
- 3) Determine the transaction price;
- 4) Allocate the transaction price to the performance obligations in the contract; and
- 5) Recognize revenues when a performance obligation is satisfied.

Based on above principle :-

- Revenue from sale of goods is recognised on transfer of all significant risks and rewards of ownership to the buyer. The amount recognised as sale is exclusive of GST and are net of returns.
- Dividend income is recognised when the right to receive payment is established.
- Interest Income is recognized on time proportion basis taking into account the amount outstanding and the applicable interest rates and is disclosed in "other income".
- Rental income arising from operating leases on investment properties is accounted for on a straight-line basis over the lease terms and is included in other operating income in the statement of profit or loss due to its operating nature.

11. EMPLOYEE RETIREMENT BENEFITS:

Short term employee benefits

All employee benefits payable/available within twelve months of rendering the services are classified as short term employee benefits. Benefits such as salaries, wages and bonus, etc., are recognized in the Statement of profit and Loss in the period in which the employee renders the related service.

Provident fund

Eligible employees receive benefits from a provident fund, which is a defined contribution plan. Both the employees and the Company make monthly contributions to the provident fund plan equal to a specified percentage of the covered employees' salary. The Company contributes a part of the contributions to the Government administered Provident/Pension Fund. The Company has no obligation, other than the contribution payable to the provident fund. The Company recognizes contribution payable through the provident fund scheme as an expense, when an employee renders related services.

Other long term employee benefits

The company has subscribed to a Group Gratuity Accumulation Policy from the Life Insurance Corporation of India, which is a defined benefit plan. The liabilities with respect to Gratuity Plan are determined by actuarial valuation by LIC. The annual premium, as determined, based on such valuation, is paid and charged to the Statement of Profit & Loss Account. The fund value of the accumulated contribution by the Company, which represents the 'Plan Assets' is Rs. 91.57 Lakhs which the adequately covers the estimated Gratuity Liability.

The valuation method used by the LIC is Projected Unit credit method. Other actuarial assumptions for the policy are as under:-

1. Mortality Rate: LIC(2006-08) Ultimate
2. Withdrawal Rate: 1% to 3% depending on age
3. Discount Rate: 7% p.a.
4. Salary Escalation: 8%

12. FINANCIAL INSTRUMENTS:

Financial assets and financial liabilities are recognised when a Company becomes a party to the contractual provisions of the instruments.

Initial Recognition and Measurement - Financial Assets and Financial Liabilities

Financial assets and financial liabilities are initially measured at fair value. Transaction costs that are directly attributable to the acquisition or issue of financial assets and financial liabilities (other than financial assets and financial liabilities at fair value through profit or loss and ancillary costs related to borrowings) are added to or deducted from the fair value of the financial assets or financial liabilities, as appropriate, on initial recognition. Transaction costs directly attributable to the acquisition of financial assets or financial liabilities at fair value through profit or loss are recognised immediately in the Statement of Profit and Loss.

Classification and Subsequent Measurement: Financial Assets

The Company classifies financial assets as subsequently measured at amortised cost, fair value through Other Comprehensive Income ("FVTOCI") or fair value through profit or loss ("FVTPL") on the basis of following:

- the entity's business model for managing the financial assets and
- the contractual cash flow characteristics of the financial asset.

Amortised Cost

A financial asset is classified and measured at amortised cost if both of the following conditions are met:

- the financial asset is held within a business model whose objective is to hold financial assets in order to collect contractual cash flows; and
- the contractual terms of the financial asset give rise on specified dates to cash flows that are solely payments of principal and interest on the principal amount outstanding.

FVTOCI

A financial asset is classified and measured at FVTOCI if both of the following conditions are met:

- the financial asset is held within a business model whose objective is achieved by both collecting contractual cash flows and selling financial assets; and
- the contractual terms of the financial asset give rise on specified dates to cash flows that are solely payments of principal and interest on the principal amount outstanding.

FVTPL

A financial asset is classified and measured at FVTPL unless it is measured at amortised cost or at FVTOCI. All recognised financial assets are subsequently measured in their entirety at either amortised cost or fair value, depending on the classification of the financial assets.

Impairment of financial assets

The Company assesses on a forward looking basis the expected credit losses associated with its assets carried at amortised cost. The impairment methodology applied depends on whether there has been a significant increase in credit risk.

For trade receivables only, the Company applies the simplified approach permitted by Ind AS 109 Financial Instruments, which requires expected lifetime losses to be recognised from initial recognition of the receivables.

Classification and Subsequent measurement:

Financial Liabilities The Company's financial liabilities include trade and other payables, loans and borrowings including bank overdrafts, financial guarantee contracts and derivative financial instruments.

Financial Liabilities at FVTPL

Financial liabilities are classified as at FVTPL when the financial liability is held for trading or are designated upon initial recognition as FVTPL.

Gains or losses on financial liabilities held for trading are recognised in the Statement of Profit and Loss.

Other Financial Liabilities

Other financial liabilities (including borrowings and trade and other payables) are subsequently measured at amortised cost using the effective interest method.

The effective interest method is a method of calculating the amortised cost of a financial liability and of allocating interest expense over the relevant period. The effective interest rate is the rate that exactly discounts estimated future cash payments (including all fees and points paid or received that form an integral part of the effective interest rate, transaction costs and other premiums or discounts) through the expected life of the financial liability, or (where appropriate) a shorter period, to the net carrying amount on initial recognition.

Derecognition of Financial Assets and Financial Liabilities

The Company de-recognises a financial asset when the contractual rights to the cash flows from the financial asset expire, or it transfers the rights to receive the contractual cash flows in a transaction in which substantially all of the risks and rewards of ownership of the financial asset are transferred or in which the Company neither transfers nor retains substantially all of the risks and rewards of ownership and does not retain control of the financial asset. If the Company enters into transactions whereby it transfers assets recognised on its balance sheet, but retains either all or substantially all of the risks and rewards of the transferred assets, the transferred assets are not derecognised.

A financial liability is derecognised when the obligation under the liability is discharged or cancelled or expires.

Offsetting financial instruments

Financial assets and liabilities are offset and the net amount is reported in the Balance Sheet where there is a legally enforceable right to offset the recognised amounts and there is an intention to settle on a net basis or realise the asset and settle the liability simultaneously. The legally enforceable right must not be contingent on future events and must be enforceable in the normal course of business and in the event of default, insolvency or bankruptcy of the Company or the counter party.

13. TAXES ON INCOME:

Current Tax

Tax on income for the current period is determined on the basis of estimated taxable income and tax credits computed in accordance with the provisions of the relevant tax laws and based on the expected outcome of assessments / appeals.

Current income tax relating to items recognised directly in equity is recognised in equity and not in the Statement of Profit and Loss.

Management periodically evaluates positions taken in the tax returns with respect to situations in which applicable tax regulations are subject to interpretation and establishes provisions where appropriate.

Deferred tax

Deferred tax is provided using the Balance Sheet approach on temporary differences at the reporting date between the tax bases of assets and liabilities and their carrying amounts for financial reporting purposes at the reporting date.

Deferred tax assets are recognised for all deductible temporary differences, the carry forward of unused tax credits and any unused tax losses. Deferred tax assets are recognised to the extent that it is probable that taxable profit will be available against which the deductible temporary differences, carry forward of unused tax credits and unused tax losses can be utilised.

The carrying amount of deferred tax assets is reviewed at each reporting date and reduced to the extent that it is no longer probable that sufficient taxable profit will be available to allow all or part of the deferred tax asset to be utilised. Unrecognised deferred tax assets are reassessed at each reporting date and are recognised to the extent that it has become probable that future taxable profits will allow the deferred tax asset to be recovered.

Deferred tax assets and liabilities are measured at the tax rates that are expected to apply in the year when the asset is realised or the liability is settled, based on tax rates (and tax laws) that have been enacted or substantively enacted at the reporting date.

Deferred tax relating to items recognised outside the Statement of Profit and Loss is recognised outside the Statement of Profit Corporate overview statutory reports Financial Statements and Loss. Deferred tax items are recognised in correlation to the underlying transaction either in Other Comprehensive Income or directly in equity.

The break-up of the major components of the deferred tax assets and liabilities as at Balance Sheet date has been arrived at after setting off deferred tax assets and liabilities where the Company have a legally enforceable right to set-off assets against liabilities and where such assets and liabilities relate to taxes on income levied by the same governing taxation laws.

MAT Credits are in the form of unused tax credits that are carried forward by the Company for a specified period of time, hence it is grouped with Deferred Tax Asset.

14. PROVISIONS & CONTINGENT LIABILITIES AND CONTINGENT ASSETS:

Provisions are recognised when the Company has a present legal or constructive obligation as a result of past events, it is probable that an outflow of resources embodying economic benefits will be required to settle the obligation and the amount can be reliably estimated. Provisions are not recognised for future operating losses, if any.

Provisions are measured at the present value of management's best estimate of the expenditure required to settle the present obligation at the end of the reporting period. The discount rate used to determine the present value is a current pre-tax rate. The increase in the provision due to the passage of time is recognised as interest expense.

Contingent liabilities are disclosed in the case of :

- a present obligation arising from the past events, when it is not probable that an outflow of resources will be required to settle the obligation;
- a present obligation arising from the past events, when no reliable estimate is possible;
- a possible obligation arising from past events, unless the probability of outflow of resources is remote.

Contingent Assets is disclosed when inflow of economic benefits is probable.

15. EARNING PER SHARE:

Basic earnings per share are calculated by dividing the net profit or loss for the period attributable to equity shareholders (after deducting preference dividends, if any, and attributable taxes) by the weighted average number of equity shares outstanding during the period.

For the purpose of calculating diluted earnings per share, the net profit or loss for the period attributable to equity shareholders is adjusted for after income tax effect of interest and other financing costs associated with dilutive potential equity shares and the weighted average number of shares outstanding during the period are adjusted for the effects of all dilutive potential equity shares.

16. DIVIDEND:

Dividend is recognised as liability in the period in which it is declared by the Company, usually when approved by the shareholders in a general meeting, or paid.

The Company recognizes a liability to make payment of dividend to owners of equity when the distribution is authorized and is no longer at the discretion of the Company and is declared by the shareholders. A corresponding amount is recognised directly in equity.

The annual dividend proposed, if any, by the Directors forms part of the Directors' Report.

17. BORROWING COSTS:

Borrowing costs directly attributable to the acquisition, construction or production of an asset that necessarily takes a substantial period of time to get ready for its intended use or sale are capitalised as part of the cost of the asset. All other borrowing costs are expensed in the period in which they occur. Borrowing costs consist of interest and other costs that an entity incurs in connection with the borrowing of funds. Borrowing cost also includes exchange differences to the extent regarded as an adjustment to the borrowing costs.

18. CASH AND CASH EQUIVALENTS

Cash and cash equivalents in the balance sheet comprise cash at banks and on hand and short-term deposits with an original maturity of three months or less, which are subject to insignificant risk of changes in value.

For the purpose of statement of cash flow, cash and cash equivalents consist of cash, short-term deposits as defined above, bank overdrafts and short-term highly liquid investments that are readily convertible to known amounts of cash and which are subject to insignificant risk of changes in value as they are considered as an integral part of the Company's management.

19. SHARE CAPITAL

Ordinary shares are classified as equity. Incremental costs directly attributable to the issuance of new ordinary shares and share options and buyback of ordinary shares are recognized as a deduction from equity, net of any tax effects.

20. GOVERNMENT GRANTS, SUBSIDIES AND EXPORT INCENTIVES:

Government Grants are recognised at their realizable value when there is reasonable assurance that the grant will be received and all the attached conditions will be complied with.

When the grant relates to an expense item, it is recognised as income on a systematic basis over the periods that the related costs, for which it is intended to compensate, are expensed. When the grant relates to an asset, it is recognised as income in equal amounts over the expected useful life of the related asset.

Note:2
Property, Plant and Equipment

The changes in the carrying value of property, plant and equipment for the year ended 31 March, 2022 are as follows:

PARTICULARS	Amount in Rs. Lacs									
	Freehold Land	Building (Office)	Motor Cars	Computers	Office Equipment	Furniture & Fixture	Plant & Machinery	Building (Godown)	TOTAL	
Gross carrying value as at 1 April 2020	11	262	1,441	36	154	87	146	297	2,434	
Additions	-	-	84	2	1	-	-	-	87	
Deletions/Transfer	-	-	25	-	-	-	-	-	25	
Gross carrying value as at 31 March 2021	11	262	1,500	38	155	87	146	297	2,496	
Gross carrying value as at 1 April 2021	11	262	1,500	38	155	87	146	297	2,496	
Additions	-	-	149	#	2	-	-	-	151	
Deletions/Transfer	-	-	88	-	-	-	-	-	88	
Gross carrying value as at 31 March 2022	11	262	1,561	38	157	87	146	297	2,559	
Accumulated Depreciation as at 1 April 2020	-	186	791	29	138	50	6	35	1,235	
Depreciation for the year	-	7	158	2	4	5	5	5	186	
Deduction / adjustments during the period	-	-	23	-	-	-	-	-	23	
Accumulated Depreciation as at 31 March 2021	-	193	926	31	142	55	11	40	1,398	
Accumulated Depreciation as at 1 April 2021	-	193	926	31	142	55	11	40	1,398	
Depreciation for the year	-	7	167	1	3	5	6	5	194	
Deduction / adjustments during the period	-	-	84	-	-	-	-	-	84	
Accumulated Depreciation as at 31 March 2022	-	200	1,009	32	145	60	17	45	1,508	
Carrying value as at 31 March 2022	11	62	552	6	12	27	129	252	1,051	
Carrying value as at 31 March 2021	11	69	574	7	13	32	135	257	1,098	

#Amount less than Rs.50000/-

NOTE:3

Investment Property

PARTICULARS	Amount in Rs. Lacs	
	AS AT 31 March, 2022	AS AT 31 March, 2021
Gross Carrying Amount		
Opening		
Depreciable Investment Property	2,699	2,699
Other Investment Property# \$	762	762
Additions (Depreciable)	-	-
Deletion/Transfer (Depreciable)	-	-
Closing	3,461	3,461
Accumulated Depreciation		
Opening	242	199
For the year	43	43
Closing	285	242
Net Carrying Amount	3,176	3,219
Fair Market Value	9,666	10,270

Includes a leasehold land allotted by New Okhla Industrial Development Authority, Ghaziabad for 99 years as per lease Deed dated 22 February, 1985.

\$ Includes a property whose fair market Value is on lower side as at balance sheet date due to encroachment on the property. The Management is in the process of taking necessary action and hence, no impairment provision is considered necessary

The Amounts recognised in the Statement of Profit & Loss in respect of Investment Properties are as under: **Amount in Rs. Lacs**

PARTICULARS	Amount in Rs. Lacs	
	As at 31 March 2022	As at 31 March 2021
Rental income from investment property	604	593
Direct operating expenses(including repairs and maintenance) arising from investment property that generated rental income during the period	41	13
Direct operating expenses (including repairs and maintenance) arising from investment property that did not generate rental income during the period.	-	-
Profit arising from Investment Properties before depreciation	563	580
Depreciation for the year	43	43
Profit arising from Investment Properties	520	537

Note: 4

Investment (Non Current)

PARTICULARS	Quantity (Nos.)		Amount in Rs. Lacs	
	AS AT 31 March, 2022	AS AT 31 March, 2021	AS AT 31 March, 2022	AS AT 31 March, 2021
A. Unquoted				
I. Non-trade (Measured at FVTPL)				
(a) India Growth Fund of Rs.1000/-	-	2638.960	-	32
(b) India Realty Excellence Fund	66377.000	89168.000	67	90
II. Trade				
(a) Investments in Equity Shares of wholly owned subsidiary Companies, each Fully paid up (Measured at Cost)				
KPL Exports Ltd. of Rs. 10/-	6000000	6000000	10,500	10,500
(b) Investments in Equity Shares of other subsidiary Companies, each Fully paid up (Measured at Cost)				
Kothari Products Singapore Pte. Ltd. of SGD1/-	36000000	10000000	33,312	3,746
(c) Investments in Equity Shares of Associate Companies, each Fully paid up (Measured at Cost)				
Hara Parvati Realtors Private Ltd. of Rs. 10/-	25000	25000	1,624	1,624
Shubhadra Realtors Private Ltd. of Rs.10/-	10000	10000	1	1
Sankhya Realtors Private Ltd. of Rs.10/-	10000	10000	1	1
SPPL Hotels Private Ltd. of Rs.10/-	250000	250000	478	478
(d) Investments in Equity Shares of other Companies, each Fully paid up (Measured at FVTPL)				
Neelanchal Con-tech Private Limited of Rs.10/-	400	400	#	#
Riverview Land Developers Private Ltd of Rs.10/-	90000	90000	9	9
(e) Others (Measured at Cost)				
National Savings Certificate (Deposited with Commercial Tax)			-	#
0.01% Optionally Convertible Redeemable Preference Share of Sherisha Technologies Private Ltd of Rs.1000/-	32764	-	4,650	-
8.05% Canara Bank Perpetual 2026 Bond	1	-	100	-
8.07% Canara Bank Perpetual 2027 Bond	1	-	100	-
Aggregate Amount- Unquoted Investments			50,842	16,481
# Amount less than Rs. 50000/-				

Particulars	As at 31 March 2022	Amount in Rs. Lacs As at 31 March 2021
Note:5		
Loans (Non Current)		
Loans Receivables Considered Good-Unsecured		
(a) Loans & Advances to related parties		
(i) Loans to Associate Companies*	5,518	5,518
(ii) Loans to other related parties	37	1,010
(b) Other Loans & Advances		
Loans to Others	116	106
TOTAL	<u>5,671</u>	<u>6,634</u>

* Includes deposits towards Joint Ventures

No amount is due from any of the directors or officers of the Company, severally or jointly with any other person; or from firms where such director is a partner or from private companies where such director is a member.

Particulars	As at 31 March 2022	Amount in Rs. Lacs As at 31 March 2021
Note:6		
Other Financial Assets (Non Current)		
Receivables Considered Good-Unsecured		
(a) Security Deposits- Utility	53	53
(b) Security Deposits Rentals	9	9
(c) Bank Deposits with more than twelve months maturity (Including interest accrued but not due)	51	68
TOTAL	<u>113</u>	<u>130</u>

Particulars	As at 31 March 2022	Amount in Rs. Lacs As at 31 March 2021
Note:7		
Defferred Tax Assets (Net)		
Property, Plant and Equipment	-	53
Difference in Carrying value and Tax base of investment measured at FVTPL	-	(123)
MAT Credit Entitlements	-	118
TOTAL	<u>-</u>	<u>48</u>

Particulars	As at 31 March 2022	Amount in Rs. Lacs As at 31 March 2021
Note:8		
Other Non Current Assets		
Taxes Paid (Net of provisions)	263	1,641
Advance for Properties	1,685	1,685
TOTAL	<u>1,948</u>	<u>3,326</u>

Particulars	As at 31 March 2022	Amount in Rs. Lacs As at 31 March 2021
Note:9		
Inventories		
Traded goods	561	29
Real Estate (Work-in-progress)	230	230
TOTAL	<u>791</u>	<u>259</u>

Particulars	QUANTITY (NOS.)		Amount in Rs. Lacs	
	AS AT 31 March, 2022	AS AT 31 March, 2021	AS AT 31 March, 2022	AS AT 31 March 2021
Note:10				
Investments (Current)				
(Measured at FVTPL)				
A. Quoted - Non Trade				
I. Equity Investment, Each, Fully Paid-up				
Reliance Industries Ltd. of Rs.10/-	27376	25500	722	511
Reliance Industries Ltd.(P.P.) of Rs.10/-	-	1876	-	20
Stampede Capital Limited of Re.1/-	600000	600000	4	4
TOTAL (A)			726	535
B. Mutual Funds				
(Measured at FVTPL)				
I. Units, each, fully paid up				
Nippon India Credit Risk Fund- Growth Plan Growth Option of Rs.10/-	4474.333	4474.333	1	1
Canara Robeco Corporate Bond Fund- Regular Growth Plan of Rs.10/-	591946.676	591946.676	107	103
Canara Robeco Capital Protection Oriented Fund- Series 9 Regular Growth-C9-GP of Rs.10/-	-	2000000.000	-	249
SBI Credit Risk Fund-Regular Growth of Rs.10/-	3869.475	3869.475	1	1
UTI-Liquid Cash Plan-Regular-Growth of Rs.1000/-	-	1207.593	-	41
TOTAL (B)			109	395
Aggregate Amount- Market Value of Quoted Investments.	TOTAL (A+B)		835	930

Particulars	Amount in Rs. Lacs	
	As at 31 March 2022	As at 31 March 2021
Note:11		
Trade Receivables (Current)		
Credit Impaired-Unsecured	-	-
Considered Good-Unsecured	19,172	1,15,563
	19,172	1,15,563
Less: Provision for Impairment	420	-
TOTAL	18,752	1,15,563

No amount is due from any of the directors or officers of the Company, severally or jointly with any other person; or from firms where such director is a partner or from private companies where such director is a member.

Aging of trade receivables as at 31 March 2022

Particulars	Outstanding for following periods from due date of payment					Total
	Less than 6 months	6 months- 1 year	1-2 years	2-3 years	More than 3 years	
i) Undisputed - Considered Good	6,744	12,427	1	-	#	19,172
ii) Undisputed - Significant increase in Credit Risk	-	-	-	-	-	-
iii) Undisputed - Credit Impaired	-	-	-	-	-	-
iv) Disputed - Considered Good	-	-	-	-	-	-
v) Disputed - Significant increase in Credit Risk	-	-	-	-	-	-
vi) Disputed - Credit Impaired	-	-	-	-	-	-
Total	6,744	12,427	1	-	#	19,172
Less: Provision for Impairment						420
Add: Unbilled Trade Receivables						-
Total						18,752
#Amount less than Rs.50000/-						

Aging of trade receivables as at 31 March 2021

Particulars	Outstanding for following periods from due date of payment					Total
	Less than 6 months	6 months- 1 year	1-2 years	2-3 years	More than 3 years	
i) Undisputed - Considered Good	66,344	49,218	1	-	#	1,15,563
ii) Undisputed - Significant increase in Credit Risk	-	-	-	-	-	-
iii) Undisputed - Credit Impaired	-	-	-	-	-	-
iv) Disputed - Considered Good	-	-	-	-	-	-
v) Disputed - Significant increase in Credit Risk	-	-	-	-	-	-
vi) Disputed - Credit Impaired	-	-	-	-	-	-
Total	66,344	49,218	1	-	#	1,15,563
Less: Provision for Impairment						-
Add: Unbilled Trade Receivables						-
Total						1,15,563
#Amount less than Rs.50000/-						

Particulars	As at 31 March 2022	Amount in Rs. Lacs As at 31 March 2021
Note:12		
Cash and Cash Equivalents		
Cash & Bank Balances:		
(a) Cash in hand	8	8
(b) Balances with Scheduled Banks		
(i) In Current Accounts*	1,268	2,134
(ii) Bank Deposits with original maturity of less than three months (Including interest accrued but not due)	59	754
TOTAL	<u>1,335</u>	<u>2,896</u>

*Bank balance with Bank of Baroda and Kotak Mahindra Bank in current accounts which are still in the name of Adyashakti Realtors Ltd. The Company got amalgamated with effect from 1 April, 2019.

Particulars	As at 31 March 2022	Amount in Rs. Lacs As at 31 March 2021
Note:13		
Bank Balances other than Cash and Cash Equivalents		
Balances with Scheduled Banks		
(i) In Unclaimed Dividend accounts	13	17
(ii) Bank Deposits with original maturity for more than three months but less than twelve months (Including interest accrued but not due)	1,556	1,628
TOTAL	<u>1,569</u>	<u>1,645</u>

Particulars	As at 31 March 2022	Amount in Rs. Lacs As at 31 March 2021
Note:14		
Loans (Current)		
Considered Good-Unsecured		
-Loans & Advances to related parties		
Due from A Wholly Owned Subsidiary	16,288	-
TOTAL	<u>16,288</u>	<u>-</u>

Particulars	As at 31 March 2022	Amount in Rs. Lacs As at 31 March 2021
Note:15		
Other Financial Assets (Current)		
Considered Good-Unsecured		
Other Loans & Advances		
Bank Deposits with more than twelve months maturity (Including interest accrued but not due)	127	124
Interest Accrued	3	-
Unbilled Revenue	-	2
TOTAL	<u>130</u>	<u>126</u>

Particulars	As at 31 March 2022	Amount in Rs. Lacs As at 31 March 2021
Note:16		
Current Tax Assets (Net)		
Advance Income Tax and Tax Deducted/ Collected at Source	-	117
Less: Provision for Tax	-	9
TOTAL	<u>-</u>	<u>108</u>

Particulars	As at 31 March 2022	Amount in Rs. Lacs As at 31 March 2021
Note:17		
Other Current Assets		
Advance to Supplier	2,919	985
Less: Provision for Doubtful Debts	420	-
	<u>2,499</u>	<u>985</u>
Prepaid Expenses	10	22
Advance to Employees	11	5
Balance with Government Authorities		
Provident Fund Deposited under protest	2	2
GST Receivable	524	214
Others	#	#
TOTAL	<u>3,046</u>	<u>1,228</u>

Amount Less than Rs. 50000/-

Particulars	As at 31 March 2022	Amount in Rs. Lacs As at 31 March 2021
Note:18		
Equity Share Capital		
Authorised:		
3,10,00,000 (As on 31 March 2021-3,10,00,000) Equity Shares of Rs.10/- each	3,100	3,100
Issued, Subscribed And Paid Up:		
2,98,43,865 (As on 31 March 2021-2,98,43,865) Equity Shares of Rs.10/- each fully paid up	2,984	2,984
TOTAL	<u>2,984</u>	<u>2,984</u>

The Company has only one class of shares referred to as equity shares having a par value of Rs. 10/- . Each Holder of equity share is entitled to one vote per share. In the event of liquidation of the company, the holders of equity shares will be entitled to receive remaining assets of the company, after distribution of all preferential amounts in proportion to the number of equity shares held by the share holders.

18.1 Reconciliation of the number of shares outstanding at the beginning and at the end of reporting period

	As at 31 March, 2022	As at 31 March, 2021
	Number of shares	Number of shares
At the beginning of the year	2,98,43,865	2,98,43,865
Outstanding at the end of the year	2,98,43,865	2,98,43,865

18.2 Details of shares held by shareholders holding more than 5% shares in the Company

Name of shareholders	As at 31 March, 2022		As at 31 March, 2021	
	Number of shares held	holding %	Number of shares held	holding %
a) Deepak Kothari	1,65,76,596	55.54%	1,65,76,596	55.54%
b) Mitesh Kothari (HUF)	18,28,098	6.13%	18,28,098	6.13%
c) Dham Securities Pvt Ltd	32,99,998	11.06%	32,99,998	11.06%
d) Magnus Properties Pvt Ltd	16,90,114	5.66%	16,90,114	5.66%

18.3 (a) Details of shares held by promoters / promoter group as at 31 March, 2022

Name of shareholders	Number of shares held	holding %	% change during the year
a) Deepak Kothari	1,65,76,596	55.54%	-
b) Mitesh Kothari	6,09,570	2.04%	-
c) Mitesh Kothari (HUF)	18,28,098	6.13%	-
d) Urvi Kothari	54,643	0.18%	-
e) Sadhna Kothari	4,500	0.02%	-
f) Dilip Jayantilal Shah	6,750	0.02%	-
g) Dham Securities Pvt Ltd	32,99,998	11.06%	-

18.3 (b) Details of shares held by promoters / promoter group as at 31 March, 2021

Name of shareholders	Number of shares held	holding %	% change during the year
a) Deepak Kothari	1,65,76,596	55.54%	-
b) Mitesh Kothari	6,09,570	2.04%	-
c) Mitesh Kothari (HUF)	18,28,098	6.13%	-
d) Urvi Kothari	54,643	0.18%	-
e) Sadhna Kothari	4,500	0.02%	-
f) Dilip Jayantilal Shah	6,750	0.02%	-
g) Dham Securities Pvt Ltd	32,99,998	11.06%	-

Particulars	As at 31 March 2022	Amount in Rs. Lacs As at 31 March 2021
Note:19		
Other Equity:		
(a) General Reserve	35,888	35,888
(b) Capital Reserve	3,682	3,682
(c) Retained Earnings	52,320	51,810
TOTAL	91,890	91,380

Description of the nature and purpose of each reserve within equity is as follows :

(a) General Reserve:

The Company had transferred a portion of the net profit of the Company before declaring dividend to the general reserve pursuant to the earlier provisions of the Companies Act, 1956. Mandatory transfer to general reserve before declaration of dividend is not required under the Companies Act, 2013.

(b) Capital Reserve:

Capital reserve is pursuant to amalgamation of Adyashakti Realtors Limited with the Company.

(c) Retained Earnings:

Retained Earnings are profits that the Company has earned till date less transfer to General Reserve, dividend or other distribution or transaction with shareholders.

Particulars	As at 31 March 2022	Amount in Rs. Lacs As at 31 March 2021
Note:20		
Long Term Borrowings		
Unsecured		
2,41,000 (As on 31 March 2021-2,41,000)		
1% Optionally Convertible Debentures of Rs.1,000 /- each*	2,381	2,403
8,675 (As on 31 March 2021-8,675)		
6% Optionally Convertible Debentures of Rs.1,000 /- each*	86	86
Salarpuria Properties Pvt Ltd	-	9
SPPL Property Management Pvt Ltd **	48	48
TOTAL	2,515	2,546

*** Terms & conditions of Debentures Issued**

1% Optionally Convertible Debenture

- OCDs shall have a face value of Rs. 1000/- each.
- These OCDs shall be unsecured and their holders shall not be entitled to have any claim on any assets of the Company.
- Rate of Interest 1% p.a. payable on 31 March every year from the dated of their respective conversions till redemption of the debentures, if not converted. Such Interest shall be paid on annual/prorata basis. No. interest shall accrue and be payable If Debentures are converted into shares. In case the Debenture holder opts not to convert the Debentures into shares only then simple interest @1% p.a. shall accrue and be paid at the time of redemption for entire period from the date of conversion.
- The conversion of Debentures into shares may take place between the end of 3rd year and before the end of 5th year from the date of Debenture conversion at the option of Debenture holders.
- Conversion of the Debentures into shares shall be at the fair value to be fixed by a Registered valuer.
- The Debentures can be redeemed after the expiry of 3rd year and before the end of 5th year from the date of conversion of

Debentures at the option of the Debenture holders. If the Debenture holders do not exercise the aforesaid option, then company will redeem the Debentures on the expiry of 5th year from the date of their conversion.

7. These terms may be mutually changed with the consents of the parties.
8. The said Debentures are restricted for sale or transfer without the written consent of the Company. However the same can be transferred to another Company subject to the provisions of the Companies Act, 2013 and Memorandum & Articles of Association of the Company.
9. The Debentures to be so converted shall be in physical form and shall be subject to the provisions of the Memorandum and Articles of Association of the Company.
10. That the Debentures shall be unsecured.
11. That no fractional shares shall be issued by the Company on Conversion, if opted.

6% Optionally Convertible Debenture

1. That the OCDs to be so allotted shall be in physical form and shall be subject to the provisions of Memorandum and Article of Association of the Company;
2. That the OCDs shall be unsecured;
3. That the proposed OCDs of Rs. 1000/- each is for cash and entire amount is payable on or before the allotment.
4. That the OCDs shall be converted in to the equity shares at the option of the OCDs holder after a period of 3 years but before the end of the 5th year from the date of allotment or shall be redeemed at par within 60 days of the end of the 5th year and no premium shall be payable on redemption of OCDs however redemption amount shall not be less than the face value of the OCDs;
5. That no fractional shares shall be issued by the Company on conversion, if opted;
6. That the said OCDs are restricted for sale or transfer without the written consent of the company however the same can be transferred to another company subject to the provisions of the companies Act, 2013 and Memorandum and Articles of Association of the Company;
7. No interest shall accrue and be payable if debentures are converted into shares. In case the debenture holder opts not to convert the debentures into shares only then simple interest @6% per annum shall accrue and be paid at the time of redemption, for entire period from the date of issue/allotment.
8. That the OCDs by themselves do not give to the holders thereof any right or shareholders of the Company;
9. That the converted shares of OCDs holders shall also be entitled to any future bonus, right issue of equity shares or other securities convertible into equity shares by the Company in the same proportion and manner as any other shareholders of the Company for the time being.
10. That the converted shares shall rank pari-pasu with the then existing equity shares of the Company in all respects including as to dividend except the dividend for the year shall be prorata from the date of conversion.
11. Each OCD shall at the option of the OCD holders at any time after 3rd year from the date of allotment but before the expiry of the 5th year from the date of allotment, be converted into such number of equity shares of Rs. 10/- each at the higher of the:
 - (a) Value as determined by the valuer as per the applicable laws on the date of conversion;
 - (b) Rs. 10/- each (being the face value of the equity shares)
 Or
 Shall be redeemed at the end of 5th year with 60 days from the expiration of 5 years after the allotment, if the holder does not exercise the conversion option however interest shall be paid till the date of redemption.

**The borrowing is non interest bearing.

Particulars	As at 31 March 2022	Amount in Rs. Lacs As at 31 March 2021
Note:21		
Other Financial Liabilities		
Security Deposit Accepted Against Lease Agreement	168	165
TOTAL	<u>168</u>	<u>165</u>

Particulars	As at 31 March 2022	Amount in Rs. Lacs As at 31 March 2021
Note:22		
Deferred Tax Liabilities (Net)		
Property, Plant and Equipment	(77)	-
Difference in Carrying value and Tax base of investment measured at FVTPL	154	-
MAT Credit Entitlements	(34)	-
TOTAL	<u>43</u>	<u>-</u>

Particulars	As at 31 March 2022	Amount in Rs. Lacs As at 31 March 2021
Note:23		
Borrowings		
Unsecured		
(a) Loans from related parties		
(i) Loan From Directors@	626	8,388
(ii) Loan From Subsidiaries	-	5,660
(iii) Loans from Enterprises over which KMP are able to exercise significant influence\$	5,777	34,240
TOTAL	<u>6,403</u>	<u>48,288</u>

@ Loans from Directors are non interest bearing.

\$ Interest on loan varies from 9% to 11%

Particulars	As at 31 March 2022	Amount in Rs. Lacs As at 31 March 2021
Note:24		
Trade Payables		
24.1 (a) Total Outstanding Dues of Micro and Small Enterprises*	-	-
24.2 (b) Total Outstanding Dues of Creditors other than Micro and Small Enterprises	1,003	7,758
TOTAL	<u>1,003</u>	<u>7,758</u>

*There is no amount due to Micro Enterprises and Small Enterprises, based on the records and the information received from suppliers.

Aging of Trade Payables as at 31 March 2022

Particulars	Outstanding for following periods from due date of payment				Total
	Less than 1 year	1 year to 2 years	2 years to 3 years	More than 3 years	
i) Micro Enterprises & Small Enterprises	-	-	-	-	-
ii) Others	993	#	2	8	1,003
iii) Disputed Dues - Micro Enterprises & Small Enterprises	-	-	-	-	-
iv) Disputed Dues - Others	-	-	-	-	-
Total	993	#	2	8	1,003
Add: Unbilled Trade Payables (Others)					
Total					1,003

#Amount less than Rs.50000/-

Aging of Trade Payables as at 31 March 2021

Particulars	Outstanding for following periods from due date of payment				Total
	Less than 1 year	1 year to 2 years	2 years to 3 years	More than 3 years	
i) Micro Enterprises & Small Enterprises	-	-	-	-	-
ii) Others	7,734	2	#	22	7,758
iii) Disputed Dues - Micro Enterprises & Small Enterprises	-	-	-	-	-
iv) Disputed Dues - Others	-	-	-	-	-
Total	7,734	2	#	22	7,758
Add: Unbilled Trade Payables (Others)					
Total					7,758

Amount less than Rs. 50000/-

Particulars	As at 31 March 2022	Amount in Rs. Lacs As at 31 March 2021
Note:25		
Other Financial Liabilities		
Due to Directors	-	#
Unclaimed Dividend	13	17
Security Deposit Accepted Against Lease Agreement	1	1
Outstanding Liabilities	85	100
TOTAL	<u>99</u>	<u>118</u>

Amount less than Rs. 50000/-

Particulars	As at 31 March 2022	Amount in Rs. Lacs As at 31 March 2021
Note:26		
Other Current Liabilities		
Advances from customers	1	2
Rent Received in Advance	114	111
Statutory Liabilities	247	339
TOTAL	<u>362</u>	<u>452</u>

Particulars	As at 31 March 2022	Amount in Rs. Lacs As at 31 March 2021
Note:27		
Current Tax Liabilities (Net)		
Provision for Income Tax	229	-
Less: Advance Income Tax and Tax Deducted at Source	149	-
TOTAL	<u>80</u>	<u>-</u>

Particulars	Year Ended 31-March 2022	Amount in Rs. Lacs Year Ended 31-March 2021
Note:28		
Revenue from Operations		
Sales- Trading Items	1,07,881	1,70,688
Sales- Solar Power	19	19
TOTAL	<u>1,07,900</u>	<u>1,70,707</u>

28.1 Revenue from Contracts with Customers:

I. Revenue from contracts with customers disaggregated based on geography:

Domestic	41,977	16,695
Exports	65,923	1,54,012
TOTAL	<u>1,07,900</u>	<u>1,70,707</u>

II. Reconciliation of gross revenue with the revenue from contracts with customers:

Gross Revenue	1,07,900	1,70,707
Less: Discounts and Incentives	-	-
Net Revenue recognised from contracts with customers	<u>1,07,900</u>	<u>1,70,707</u>

III. Revenue recognised from contract liability (Advance from customers):

Particulars	As at 31 March 2022	Amount in Rs. Lacs As at 31 March 2021
Closing Contract liability	1	2
Net Revenue recognised from contracts with customers	<u>1</u>	<u>2</u>

The contract liability outstanding at the beginning of the year was Rs.2 Lacs which recognised as revenue during the year.

Particulars	Year Ended 31-March 2022	Amount in Rs. Lacs Year Ended 31-March 2021
Note:29		
Other Income		
Dividend Income (Gross)	2	4
Interest on Loans to Subsidiaries	418	487
Interest on Other Loans & Advances	141	128
Interest Earned on Bank Deposits held for Business Purposes & Others	76	149
Interest Rceived on Income Tax Refund	115	1
Net Gain on Disposal of Property, Plant and Equipments	13	1
Derecognition of Fair Value Adjustment of Debentures	-	1,476
Net Gain on Investments*	248	4,245
Rental Income	641	613
Net Gain on Foreign Currency Transactions	1,583	-
Miscellaneous Income	297	#
TOTAL	<u>3,534</u>	<u>7,104</u>

*Includes fair value gain amounting to Rs. 126 Lacs for year ended 31 March, 2022 & Rs.1116 Lacs for year ended 31 March, 2021

#Amount less than Rs.50000/-

Particulars	Amount in Rs. Lacs	
	Year Ended 31-March 2022	Year Ended 31-March 2021
Note:30		
Purchases of Stock-in-Trade		
Purchases of Traded Goods	1,06,738	1,68,537
TOTAL	<u>1,06,738</u>	<u>1,68,537</u>

Particulars	Amount in Rs. Lacs	
	Year Ended 31-March 2022	Year Ended 31-March 2021
Note:31		
Changes in Inventories of Stock in Trade		
Inventories at the beginning of the year		
Traded goods	29	591
Real Estate (Work-in-Progress)	230	230
	<u>259</u>	<u>821</u>
Inventories at the end of the year		
Traded goods	561	29
Real Estate (Work-in-Progress)	230	230
	<u>791</u>	<u>259</u>
	(532)	562

Particulars	Amount in Rs. Lacs	
	Year Ended 31-March 2022	Year Ended 31-March 2021
Note:32		
Employee Benefit Expenses		
Salaries, Wages and Bonus	206	163
Contribution to Provident and other Funds	6	6
Gratuity	3	3
Director Remuneration	42	42
Staff Welfare and Other Expenses	12	9
TOTAL	<u>269</u>	<u>223</u>

Particulars	Amount in Rs. Lacs	
	Year Ended 31-March 2022	Year Ended 31-March 2021
Note:33		
Finance Cost		
Interest	2,246	3,280
Bank Charges	58	70
TOTAL	<u>2,304</u>	<u>3,350</u>

Particulars	Amount in Rs. Lacs	
	Year Ended 31-March 2022	Year Ended 31-March 2021
Note:34		
Other Expenses		
Electricity Expenses	35	34
Insurance	19	24
Rent	103	121
Rates & Taxes	17	9
Net Loss on Foreign Currency Transactions	-	3,138
Repairs & Maintenance:		
Building	55	38
Others	38	44
Legal and Professional Expenses	123	143

Selling & Distribution Expenses	3	4
Travelling & Conveyance	77	33
Communication Expenses	7	6
Miscellaneous Expenses	59	30
Security Charges	24	24
Expenditure on Corporate Social Responsibility	45	99
Payment to Auditors :		
Statutory Audit Fee	4	7
Tax Audit Fee	-	1
Allowance for credit loss / doubtful advance	840	-
Directors' Sitting Fee	#	#
TOTAL	1,449	3,755

Amount Less than Rs. 50000/-

Particulars	As at 31 March 2022	Amount in Rs. Lacs As at 31 March 2021
Note:35		
Contingent Liabilities:-		
Corporate Guarantees issued by the Company to certain banks on behalf of one of its subsidiary	1,903 (USD 2.5 Million)	5,909 (USD 8 Million)
Corporate Guarantees issued by the Company to Nationalised banks on behalf of associate companies	42,061	42,061
Corporate Guarantees issued by the Company to Nationalised banks on behalf of one of its wholly owned subsidiary	32,700	38,100

Particulars	Year Ended 31-March 2022	Year Ended 31-March 2021
Note:36		
Income taxes expense		
Tax expense/(credit) recognized in the Statement of Profit and Loss		
Current tax		
Current income tax charge	313	9
Adjustments in respect of current income tax of prior years	138	(24)
Total current tax expense	451	(15)
Deferred tax		
Deferred tax charge/(credit)	7	233
Total deferred income tax expense/(credit)	7	233
Total income tax expense	458	218

Particulars	Year Ended 31-March 2022	Year Ended 31-March 2021
36.1 Reconciliation of the income tax expenses to the amount computed by applying the statutory income tax rate to the profit / (loss) before income taxes is summarized below:		
Net profit/ (loss) before tax	969	1,155
Effective tax rate applicable to the Company	33	35
Tax amount at the enacted income tax rate	323	404
Add: Expenses not deductible in determining taxable profits	377	469
Less: Allowances/Deductibles	(164)	(2,492)
Utilization of brought forward Loss and Unabsorbed Depreciation	(176)	-
Capital gains (Differential tax rate)	15	639
Deduction under section 24	(62)	-

78

Tax Profit / (losses) for which no deferred income tax was recognised	313	(980)
Minimum Alternative Tax	-	9
MAT Credit entitlement	-	(9)
Incremental Deferred Tax liability on account of other temporary differences	7	242
Adjustments recognised in the current year in relation to the current tax of prior years	138	(24)
Income tax expense recognised in the Standalone Statement of Profit and Loss	458	218

Amount in Rs. Lacs

Particulars Year Ended 31-March 2022 Year Ended 31-March 2021

Note:37

a) Corporate Social Responsibility

Amount required to be spent by the company	45	98
Amount approved by the board to be spent during the year	45	98
Amount Spent during the year on:-		
(i) on construction of Asset	-	-
(ii) on purpose other than (i) above	45	99
Excess/(Shortfall) at the end of the year	-	1
Total of Previous Year's Shortfall	-	-
Reason for Shortfall	NA	NA
Nature of CSR Activities	As per Schedule VII	As per Schedule VII
Details of Related Party Transactions	-	1
Whether a provision is made in respect of liability incurred by entering into a contractual obligation?	NA	NA

Note:38

Capital Management

The Company's objectives when managing capital are to safeguard its ability to continue as a going concern, so that it can continue to provide returns for shareholders and benefits for other stakeholders, and maintain an optimal capital structure to maximise shareholder's value. In order to maintain or achieve a capital structure that maximises the shareholder value, the Company allocates its capital for distribution as dividend or re-investment into business based on its long term financial plans. As at 31 March 2022, the Company has only one class of equity shares and has no debts. Hence, there were no externally imposed capital requirements.

Dividends	2021-22	2020-21
Dividend on equity shares paid during the year	Nil	Nil
Final dividend for the year ended 31 March 2022 of Nil (31 March 2021 Nil) per equity share of Rs.10/- each	Nil	Nil
Interim dividend for the year ended 31 March 2022 of ₹Nil (31 March 2021 Nil (Pre Bonus)) per equity share of Rs.10/- each	Nil	Nil
Dividend distribution tax on the above dividends	Nil	Nil

The Company's policy is to maintain a strong capital base so as to maintain investor, creditor and market confidence and to sustain future development of the business. Management monitors the return on capital as well as the level of dividends to ordinary shareholders.

The Company manages its capital structure and makes adjustments in light of changes in economic conditions and the requirements of the financial covenants. To maintain or adjust the capital structure, the Company may adjust the dividend payment to shareholders, return capital to shareholders or issue new shares

In absence of any external borrowings, the Company was not required to adhere to externally imposed conditions relating to capital requirements and hence there is no question of any delay or default during the period covered under these financial statements with respect to payment of principal and interest. Lenders are group companies and they have not raised any matter that may lead to breach of covenants stipulated in the underlying documents.

The Company monitors its capital using gearing ratio, which is net debt divided to total equity. Net debt includes, interest bearing loans and borrowings less cash and cash equivalents.

Particulars	Amount in Rs. Lacs	
	As at 31 March, 2022	As at 31 March, 2021
Net Debt	7,584	47,938
Total Equity	94,875	94,365
Net Debt to Equity Ratio	0.08	0.51

Note:39

Financial Instruments

Methods and assumptions used to estimate the fair values

The fair values of the financial assets and liabilities are included at the amount at which the instrument could be exchanged in a current transaction between willing parties, other than in a forced or liquidation sale.

The following methods and assumptions were used to estimate the fair values:

In respect of investments in listed equity instruments and mutual fund, the fair values represents available quoted market price or net realisable value at the Balance Sheet date.

The carrying amounts of receivables and payables which are short term in nature such as trade receivables, other bank balances, deposits, trade payables and cash and cash equivalents are considered to be the same as their fair values. Further, management also assessed the carrying amount of certain non-current loans which are a reasonable approximation of their fair values and the difference between the carrying amounts and fair values is not expected to be significant.

The fair values for long term loans, long term security deposits given and remaining non current financial assets were calculated based on cash flows discounted using a current lending rate. They are classified as level 3 fair values in the fair value hierarchy due to the inclusion of unobservable inputs.

The fair values of long term security deposits taken, non-current borrowings and remaining non current financial liabilities are based on discounted cash flows using a current borrowing rate. They are classified as level 3 fair values in the fair value hierarchy due to the use of unobservable inputs.

For financial assets and liabilities that are measured at fair value, the carrying amounts are equal to the fair values.

Categories of financial instruments

The Company uses the following hierarchy for determining and disclosing the fair value of financial instruments by valuation technique:

Level 1: unadjusted quoted prices in active markets for identical assets or liabilities.

Level 2: directly or indirectly observable market inputs, other than Level 1 inputs; and

Level 3: inputs which are not based on observable market data

Particulars	As at 31 March, 2022		Amount in Rs. Lacs As at 31 March, 2021	
	Carrying values	Fair value	Carrying values	Fair value
Financial assets				
Measured at amortised cost :				
Investments in Government securities	-	-	#	#
Investment in equity and preference shares of Other Companies	4,650	4,650	-	-
Investment Others	200	200	-	-
Trade receivables	18,752	18,752	1,15,563	1,15,563
Cash and Bank balances	2,904	2,904	4,541	4,541
Loans	21,959	21,959	6,634	6,634
Other financial assets	243	243	256	256
Total (A)	48,708	48,708	1,26,994	1,26,994
Measured at fair value through profit or loss				
Investment in equity shares of Other Companies	735	735	544	544
Investment in Mutual Funds	109	109	395	395
Investment in Other Funds	67	67	122	122
Total (B)	911	911	1,061	1,061
Total Financial assets (A+B)	49,619	49,619	1,28,055	1,28,055

Financial liabilities

Measured at amortised cost :

Borrowing \$	8,918	8,918	50,834	50,834
Trade payables	1,003	1,003	7,758	7,758
Other financial liabilities	267	267	283	283
Total Financial liabilities	10,188	10,188	58,875	58,875

Amount less than Rs.50000/-

\$ includes current maturities of long term debts

Note:40

Financial Risk Management

The Company's financial risk management is an integral part of how to plan and execute its business strategies. The Company's financial risk management policy is set by the Managing Board. The details of different types of risk and management policy to address these risks are listed below:

The Company's activities are exposed to various risks viz. Credit risk, Liquidity risk and Market risk. In order to minimise any adverse effects on the financial performance of the Company, it uses various instruments and follows policies set up by the Board of Directors / Management.

a. Credit Risk :

Credit risk arises from the possibility that counter party will cause financial loss to the Company by failing to discharge its obligation as agreed.

Credit risks from balances with banks are managed in accordance with the Company policy. For derivative and financial instruments, the Company attempts to limit the credit risk by only dealing with reputable banks having high credit-ratings assigned by credit-rating agencies.

Based on the industry practices and business environment in which the Company operates, management considers that the trade receivables are in default if the payment are more than 2 years past due.

Trade receivables primarily consists of Outstanding against exports sales and sales to certain domestic customers with no significant concentration of credit risk. The outstanding trade receivables are regularly monitored and appropriate action is taken for collection of overdue receivables.

Table showing age of gross trade receivables and movement in expected credit loss allowance:

	Amount in Rs. Lacs	
Aging of receivables	As at 31March, 2022	As at 31March, 2021
Within the credit period		
1-90 days past due	5,182	44,994
91-180 days past due	1,562	21,350
181-270 days past due	3,188	29,368
More than 270 days past due	9,240	19,851
Total	19,172	11,5563

Movement in the expected credit allowance

	As at 31 March 2022	As at 31 March 2021
Balance at the beginning of the year	-	-
Net movement in expected credit loss on writing off the receivables	420	-
Total	420	-

The Company is taking adequate steps for recovery of overdue debts and advances and wherever necessary, adequate provisions as per expected credit loss model have been made.

b. Liquidity Risk

Liquidity risk is the risk that the Company will encounter difficulty in meeting obligations associated with financial liabilities that are settled by delivering cash or another financial asset. The Company liquidity risk management policies include to, at all times ensure sufficient liquidity to meet its liabilities when they are due, by maintaining adequate sources of financing from both domestic and international banks at an optimised cost. In addition, processes and policies related to such risks are overseen by senior management. The Company's senior management monitors the Company's net liquidity position through rolling forecasts on the basis of expected cash flows.

Maturity of Financial Liabilities

The table below provides details regarding the remaining contractual maturities of financial liabilities at the reporting date based on contractual uncoupled payments

As on 31 March, 2022	< 1 Year	1 - 5 year	> 5 year	Total
Borrowings	6,451	2,467	-	8,918
Trade Payables	1,003	-	-	1,003
Other Financial Liabilities	123	51	93	267
As on 31 March, 2021	< 1 Year	1 - 5 year	> 5 year	Total
Borrowings	48,344	2,490	-	50,834
Trade Payables	7,758	-	-	7,758
Other Financial Liabilities	126	69	88	283

Financing arrangements

The Company has sufficient sanctioned line of credit from its bankers / financiers; commensurate to its business requirements. The Company reviews its line of credit available with bankers and lenders from time to time to ensure that at all point of time there is sufficient availability of line of credit to handle peak business cycle.

The Company pays special attention to the net operating working capital invested in the business. In this regard, as in previous years, considerable work has been performed to control and reduce collection periods for trade and other receivables, as well as to optimise accounts payable with the support of banking arrangements to mobilise funds and minimise inventories.

c. Market Risk

Market risk is the risk that the fair value or future cash flows of a financial instrument will fluctuate because of changes in market prices. The Company is exposed in the ordinary course of business to risks related to changes in foreign currency exchange rate and interest rate.

(i) Market Risk - Foreign Exchange

Foreign exchange risk arises on all recognised monetary assets and liabilities which are denominated in a currency other than the functional currency of the Company. The Company has foreign currency trade payables and receivables. However, foreign exchange exposure mainly arises from trade receivable and trade payables denominated in foreign currencies.

Foreign currency risk is that risk in which the fair value or future cash flows of a financial instrument will fluctuate because of changes in foreign exchange rates. The Company operates internationally and a portion of its business is transacted in several currencies and therefore the Company is exposed to foreign exchange risk through its overseas sales and purchases in various foreign currencies. The Company hedges the receivables as well as payables by forming view after discussion with Forex Consultant and as per polices set by Management.

The Company does not enter into or trade financial instrument including derivative for speculative purpose

The carrying amount of the Company's foreign currency denominated monetary assets and monetary liabilities at the end of the reporting period are as follows

Currencies	Amount in Rs. Lacs			
	Liabilities		Assets	
	As at 31 March, 2022	As at 31 March, 2021	As at 31 March, 2022	As at 31 March, 2021
US Dollar (USD)	968	7,828	3,753	1,11,611

Foreign Currency Exposure	In Lacs
Foreign currency exposure as at 31 March, 2022	USD
Trade receivables	48
Other receivables	2
Trade payables	13
Foreign currency exposure as at 31 March, 2021	USD
Trade receivables	1525
Other receivables	3
Trade payables	106

Particulars of un-hedged foreign currency asset / liability as at Balance Sheet date

Currency	As at 31 March, 2022		As at 31 March, 2021	
	Amount in Foreign Currency (In Lacs)	Amount (In Rs. Lacs)	Amount in Foreign Currency (In Lacs)	Amount (In Rs. Lacs)
US Dollar (USD)-Asset	50	3,753	1,528	1,11,611
US Dollar (USD)-Liability	13	968	106	7,828

Foreign currency sensitivity

1% increase or decrease in foreign exchange rates will have the following impact on Profit after Tax and impact on Equity

Currencies	Net Impact on profit after Tax and Equity			
	As at 31 March, 2022 Increase	As at 31 March, 2021 Increase	As at 31 March, 2022 Decrease	As at 31 March, 2021 Decrease
US Dollar (USD)	28	1,038	(28)	(1,038)
Total	<u>28</u>	<u>1,038</u>	<u>(28)</u>	<u>(1,038)</u>

Note:41

Segment Information (Information about Business Segments) :

The Company operates in two business segments-

- (a) Trading Items
- (b) Real estate etc

Segment Information are as under-

(A) Segment Revenue [Net Sales/ Income]

	Year Ended 31-March 2022	Year Ended 31-March 2021
(a) Trading Items	1,10,170	1,71,313
(b) Real Estate etc.	1,264	6,498
	<u>1,11,434</u>	<u>1,77,811</u>

(B) Segment Results [Profit(+)/ Loss(-) Before Tax]

(a) Trading Items	2,359	(1,718)
(b) Real Estate etc.	914	6,223
Net Profit Before Interest	3,273	4,505
(c) Interest Expenses	2,304	3,350
Net Profit Before tax	<u>969</u>	<u>1,155</u>

(C) Segment Assets

	As at 31 March 2022	As at 31 March 2021
(a) Trading Items	90,860	1,37,898
(b) Real Estate etc.	14,687	15,793
	<u>1,05,547</u>	<u>1,53,691</u>

(D) Segment Liabilities

(a) Trading Items	7,853	54,369
(b) Real Estate etc.	2,820	4,958
	<u>10,673</u>	<u>59,327</u>

Note:42

Earning Per Share :	2021-22	2020-21
Basic earnings per share :		
Attributable to equity holders of the Company	1.71	3.14
Diluted earnings per share :		
Attributable to equity holders of the Company	1.71	3.14
Reconciliation of earnings used in calculating earnings per share :		
Basic earnings per share		
Profit attributable to equity holders of the Company used in calculating basic earning per shares (Amount in Rs. Lacs)	511	937
Diluted earnings per share		
Profit attributable to equity holders of the Company used in calculating diluted earning per shares (Amount in Rs. Lacs)	511	937
Weighted average number of Equity shares used as the denominator in calculating basic and diluted earnings per share	2,98,43,865	2,98,43,865

Note:43

Operating Lease:-

The company's significant lease agreement is in respect of operating lease for Premises and the aggregate lease rentals receivable are credited to the Statement of Profit & Loss. The future minimum lease rent receivable under non-cancelable operating lease are as under:-

Particulars	Amount in Rs. Lacs	
	As on 31 March, 2022	As on 31 March, 2021
Not later than one year	122	96
Later than one year and not later than five year	32	86
Later than five year	-	-

Note:44

List of Pending Legal Cases

Sl. No.	Name of the Statute	Nature of Dues	Period to which the amount relates	Forum where Dispute is Pending	Opening Amount (in Rs. lacs) as at 1 April, 2021	Movement (in Rs. lacs)	Closing balance (in Rs. lacs) as at 31 March, 2022
1	Income Tax Act	Income Tax	A Y 2009-10	Income Tax Appellate Tribunal	30.04	-	30.04
2	Income Tax Act	Income Tax	A Y 2010-11	Income Tax Appellate Tribunal	28.78	-	28.78
3	Income Tax Act	Income Tax	Block Period	High Court	206.72	-	206.72
4	Income Tax Act	Income Tax	A Y 2001-02	High Court	117.93	-	117.93
5	Income Tax Act	Income Tax	A Y 2008-09	High Court	29.11	-	29.11
6	Income Tax Act	Income Tax	A Y 2018-19	CIT(Appeal)	-	69.53	69.53
7	Income Tax Act	Income Tax	A Y 2020-21	AO	-	10.99	10.99
8	Employee Provident Fund Act	Provident Fund	2009-2010	High Court	2.03	-	2.03
9	Civil Suit	Recovery Case	2016-2017	Commercial Court/ Civil Court/High Court	1,927.09	-	1,927.09
10	Civil Suit	Civil Suit	-	Civil Court	367.00	-	367.00
11	Negotiable Instrument Act	U/s 138 NI Act & U/S 482 CR.P.C.	-	ACMM Court/ High Court	100.00	-	100.00
12	Central Excise Act	Prosecution of Excise Act	-	CJM Court	Amount unascertainable	-	Amount unascertainable
13	C.R.P.C.	U/S 482 CR.P.C.	-	High Court	Amount unascertainable	-	Amount unascertainable
14	M.V. Act	Claim Cases	-	MACT	Amount unascertainable	-	Amount unascertainable

Note:45

The form INC-28 for merger scheme of Adyashakti Realtors Ltd. (ARL) with the Company has been approved by the concerned Registrar of Companies. Accordingly, the scheme of Amalgamation of ARL with the Company has become effective w.e.f. 1 April, 2019. Since ARL is the wholly-owned subsidiary of the Company, there will be no issue of shares as consideration. The accounting of the above scheme has been given in the financial statement under Pooling of Interest method as required under Appendix C of Ind AS 103 "Business Combinations" and the figures in the comparative column of the previous year ended 31 March, 2021 have been restated.

Note: 46

RELATED PARTIES

(IND AS- 24)

Reporting Entity : Kothari Products Limited

(a) Person having control/ significant influence over RE or member of KMP

Members of KMP of RE:

Mr. Deepak Kothari
Mr. Mitesh Kothari
Mr. Pramod Kumar Tandon - Independent Director
Dr. Avinash Gupta - Independent Director
Mr. Vikas Chaturvedi - Independent Director
Smt. Poonam Acharya - Independent Director
Mr. Raj Kumar Gupta (Company Secretary)
Mr. Anurag Tandon (CFO)

Relatives of KMP of RE

Smt. Arti Kothari
Smt. Hemani Gowani

(b) Entity is related to reporting entity

Subsidiaries:

KPL Exports Limited
Kothari Products Singapore Pte Ltd.
Pinehills (Singapore) Pte Ltd.-Ceased to be subsidiary w.e.f.14 January 2022
Adyashakti Realtor Limited. -Merged with the Company w.e.f. 7 December, 2021

Associates:

Haraparvati Realtors Pvt Ltd.
Shubhadra Realtors Pvt Ltd.
Sankhya Realtors Pvt Ltd.
SPPL Hotels Pvt Ltd.

Person identified in (a) are able to exercise control/significant influence :

BKC Properties Pvt. Ltd.
Ekta Flavours Pvt. Ltd.
Fobos Properties Pvt. Ltd.
H & M Housing Finance & Leasing Pvt. Ltd.
Kripalu Infratech & Builders Pvt. Ltd.
Kothari Detergents Ltd.
Lohewala Constructions Pvt. Ltd.
Mataji Developers Pvt. Ltd.
MK Profinlease Pvt. Ltd.
M.K Web-tech Pvt Ltd.
Orbus Property Pvt. Ltd.
Pan Parag India Ltd.
Salarpuria Consultants Pvt. Ltd.
Sattva Realtors Pvt Ltd.
Savitrimata Realtors Pvt Ltd.
Sharda Manshkhilal Kothari Charitable Trust
Sukhdham Constructions & Developers Ltd.
Township Real Estate Developers Pvt. Ltd.
Yoga builders Pvt Ltd.

Summary of Transactions:-
Amount in Rs. Lacs

Particulars	Current Year					Previous Year				
	KMP	Relatives of KMP	Subsidiaries	Associates	Enterprises over which Managerial Personnel are able to exercise significant influence	KMP	Relatives of KMP	Subsidiaries	Associates	Enterprises over which Managerial Personnel are able to exercise significant influence
1) Remuneration Paid										
- Short Term Employee Benefits	91	-	-	-	-	82	-	-	-	-
Shri Deepak Kothari	24	-	-	-	-	24	-	-	-	-
Shri Mitesh Kothari	18	-	-	-	-	18	-	-	-	-
Shri Raj Kumar Gupta	10	-	-	-	-	8	-	-	-	-
Shri Anurag Tandon	39	-	-	-	-	32	-	-	-	-
2) Rent paid	-	-	-	-	100	-	10	-	-	108
Smt. Himani Gowani	-	-	-	-	-	-	10	-	-	-
M/s Lohewala Constructions Pvt. Ltd.	-	-	-	-	9	-	-	-	-	9
M/s BKC Properties Pvt. Ltd.	-	-	-	-	31	-	-	-	-	39
M/s Sukhdham Constructions & Developers Ltd.	-	-	-	-	60	-	-	-	-	60
3) Rent Received	-	-	1	-	2	-	-	1	-	3
M/s Ekta Flavours Pvt. Ltd.	-	-	-	-	#	-	-	-	-	#
M/s Kothari Detergents Ltd.	-	-	-	-	#	-	-	-	-	#
M/s Pan Parag India Ltd.	-	-	-	-	2	-	-	-	-	3
M/s Kripalu Infratech & Builders Pvt. Ltd.	-	-	-	-	#	-	-	-	-	#
M/s KPL Exports Limited	-	-	1	-	-	-	-	1	-	-
4) Sale of Goods/Services	-	-	-	-	19	-	-	-	-	19
M/s Sharda Manshkhilal Kothari Charitable Trust	-	-	-	-	19	-	-	-	-	19
5) Sale of Shares (Investment)	-	-	-	-	-	1	-	-	-	4,003
Shri Mitesh Kothari	-	-	-	-	-	1	-	-	-	-
M/s Salarpuria Consultants Pvt. Ltd.	-	-	-	-	-	-	-	-	-	352
M/s Yoga builders Pvt Ltd.	-	-	-	-	-	-	-	-	-	352
M/s Orbus Property Pvt. Ltd.	-	-	-	-	-	-	-	-	-	1,348
M/s Fobos Properties Pvt. Ltd.	-	-	-	-	-	-	-	-	-	964
M/s Mataji Developers Pvt. Ltd.	-	-	-	-	-	-	-	-	-	987
6) Purchase of Shares (Investment)	-	-	29,566	-	-	-	-	-	-	-
M/s Kothari Products Singapore Pte Ltd.	-	-	29,566	-	-	-	-	-	-	-
7) Loans Payable:-										
(A) Loan Received During the year	4,774	4	-	22	7,315	3,734	5	61,244	38	4,317
Shri Deepak Kothari	2,359	-	-	-	-	601	-	-	-	-
Shri Mitesh Kothari	2,415	-	-	-	-	3,133	-	-	-	-
Smt. Arti Kothari	-	4	-	-	-	-	5	-	-	-
M/s Salarpuria Consultants Pvt. Ltd.	-	-	-	-	171	-	-	-	-	1,099
M/s Yoga builders Pvt Ltd.	-	-	-	-	490	-	-	-	-	1,386
M/s Township Real Estate Developers Pvt. Ltd.	-	-	-	-	5,698	-	-	-	-	359
M/s MK Profinlease Pvt. Ltd.	-	-	-	-	647	-	-	-	-	826
M/s H & M Housing Finance & Leasing Pvt. Ltd.	-	-	-	-	309	-	-	-	-	647
M/s Haraparvati Realtors Pvt Ltd.(Debentures Issued)	-	-	-	22	-	-	-	-	38	-
M/s KPL Exports Limited	-	-	-	-	-	-	-	61,244	-	-
(B) Repayment of Loans During the year	12,531	9	5,660	38	35,778	19,355	-	35,225	43	4,306
Shri Deepak Kothari	4,478	-	-	-	-	3,730	-	-	-	-
Shri Mitesh Kothari	8,053	-	-	-	-	15,625	-	-	-	-
Smt. Arti Kothari	-	9	-	-	-	-	-	-	-	-
M/s Salarpuria Consultants Pvt. Ltd.	-	-	-	-	4,500	-	-	-	-	1,102
M/s Yoga builders Pvt Ltd.	-	-	-	-	5,700	-	-	-	-	1,388
M/s Township Real Estate Developers Pvt. Ltd.	-	-	-	-	9,550	-	-	-	-	363

M/s MK Profinlease Pvt. Ltd.	-	-	-	-	8,740	-	-	-	-	815
M/s H & M Housing Finance & Leasing Pvt. Ltd.	-	-	-	-	7,288	-	-	-	-	638
M/s Haraparvati Realtors Pvt Ltd.(Debentures Issued)	-	-	-	38	-	-	-	-	43	-
M/s KPL Exports Limited	-	-	5,660	-	-	-	-	35,225	-	-
(C) Loans Payable-Closing Balance	626	-	-	2,489	5,778	8,383	5	5,660	2,527	34,239
Shri Deepak Kothari	56	-	-	-	-	2,175	-	-	-	-
Shri Mitesh Kothari	570	-	-	-	-	6,208	-	-	-	-
Smt. Arti Kothari	-	-	-	-	-	-	5	-	-	-
M/s Salarpuria Consultants Pvt. Ltd.	-	-	-	-	466	-	-	-	-	4,795
M/s Yoga builders Pvt Ltd.	-	-	-	-	3,072	-	-	-	-	8,282
M/s Township Real Estate Developers Pvt. Ltd.	-	-	-	-	509	-	-	-	-	4,360
M/s MK Profinlease Pvt. Ltd.	-	-	-	-	1,334	-	-	-	-	9,427
M/s H & M Housing Finance & Leasing Pvt. Ltd.	-	-	-	-	397	-	-	-	-	7,375
M/s Haraparvati Realtors Pvt Ltd.(Debentures Issued)	-	-	-	2,489	-	-	-	-	2,527	-
M/s KPL Exports Limited	-	-	-	-	-	-	-	5,660	-	-
8) Loans Receivable:-										
(A) Loan Given During the year	2	-	82,021	-	54	-	-	35	70	-
M/s M.K Web-tech Pvt Ltd	-	-	-	-	9	-	-	18	-	-
M/s Savitrimata Realtors Pvt Ltd.	-	-	-	-	9	-	-	17	-	-
M/s Sattva Realtors Pvt Ltd.	-	-	-	-	36	-	-	-	70	-
M/s KPL Exports Limited	-	-	82,021	-	-	-	-	-	-	-
Shri Raj Kumar Gupta	2	-	-	-	-	-	-	-	-	-
(B) Repayment of Loans During the year	-	-	65,734	-	1,030	-	-	-	-	-
M/s M.K Web-tech Pvt Ltd	-	-	-	-	310	-	-	-	-	-
M/s Savitrimata Realtors Pvt Ltd.	-	-	-	-	195	-	-	-	-	-
M/s Sattva Realtors Pvt Ltd.	-	-	-	-	525	-	-	-	-	-
M/s KPL Exports Limited	-	-	65,734	-	-	-	-	-	-	-
(C) Loans Receivable-Closing Balance	2	-	16,288	5,518	2	-	-	488	6,007	-
M/s M.K Web-tech Pvt Ltd	-	-	-	-	1	-	-	302	-	-
M/s Savitrimata Realtors Pvt Ltd.	-	-	-	-	1	-	-	186	-	-
M/s Sankhya Realtors Pvt Ltd.	-	-	-	3,362	-	-	-	-	3,362	-
M/s Sattva Realtors Pvt Ltd.	-	-	-	-	-	-	-	-	489	-
M/s Shubhadra Realtors Pvt Ltd.	-	-	-	2,156	-	-	-	-	2,156	-
M/s KPL Exports Limited	-	-	16,288	-	-	-	-	-	-	-
Shri Raj Kumar Gupta	2	-	-	-	-	-	-	-	-	-
9) Outstanding Payable:-										
(A) Credited During the year (Rent)	-	3	-	-	-	-	3	-	-	-
Smt. Arti Kothari	-	3	-	-	-	-	3	-	-	-
(B) Paid During the year (Rent)	-	3	-	-	-	-	6	-	-	-
Smt. Arti Kothari	-	3	-	-	-	-	6	-	-	-
(C) Outstanding Payable-Closing Balance	-	-	-	-	-	-	#	-	-	-
Smt. Arti Kothari	-	-	-	-	-	-	#	-	-	-
10) Interest Income	-	-	418	-	60	-	-	525	75	-
M/s M.K Web-tech Pvt Ltd	-	-	-	-	10	-	-	20	-	-
M/s Savitrimata Realtors Pvt Ltd.	-	-	-	-	10	-	-	18	-	-
M/s KPL Exports Limited	-	-	418	-	-	-	-	487	-	-
M/s Sattva Realtors Pvt Ltd.	-	-	-	-	40	-	-	-	75	-

11) Interest Cost	-	-	-	24	2,239	-	-	-	42	3,233
M/s Salarpuria Consultants Pvt. Ltd.	-	-	-	-	190	-	-	-	-	439
M/s Yoga builders Pvt Ltd.	-	-	-	-	544	-	-	-	-	758
M/s Township Real Estate Developers Pvt. Ltd.	-	-	-	-	443	-	-	-	-	399
M/s MK Profinlease Pvt. Ltd.	-	-	-	-	719	-	-	-	-	918
M/s H & M Housing Finance & Leasing Pvt. Ltd.	-	-	-	-	343	-	-	-	-	719
M/s Haraparvati Realtors Pvt Ltd.(Debentures Issued)	-	-	-	24	-	-	-	-	42	-
12) Amortisation Cost of Debentures Issued	-	-	-	22	-	-	-	-	1,476	-
M/s Haraparvati Realtors Pvt Ltd.(Debentures Issued)	-	-	-	22	-	-	-	-	1,476	-
13) Director Sitting Fees	#	-	-	-	-	#	-	-	-	-
Shri Pramod Kumar Tandon	#	-	-	-	-	#	-	-	-	-
Dr. Avinash Gupta	#	-	-	-	-	#	-	-	-	-
Shri Vikas Chaturvedi	#	-	-	-	-	#	-	-	-	-
Smt. Poonam Acharya	#	-	-	-	-	#	-	-	-	-
14) Corporate Guarantee Given to Banks (Contingent Liability)										
(A) Corporate Guarantee Cancelled During the year	-	-	5,909	-	-	-	-	17,887	-	-
On behalf of M/s Kothari Products Singapore Pte Ltd.	-	-	5,909	-	-	-	-	17,887	-	-
(B) Enhancement/ (Reduction) in Corporate Guarantee During the year	-	-	(5,400)	-	-	-	-	-	-	-
On behalf of M/s KPL Exports Limited	-	-	(5,400)	-	-	-	-	-	-	-
(C) Corporate Guarantee Issued During the year	-	-	1,903	-	-	-	-	-	-	-
On behalf of M/s Kothari Products Singapore Pte Ltd.	-	-	1,903	-	-	-	-	-	-	-
(D) Corporate Guarantee- At the End of the year	-	-	34,603	42,061	-	-	-	44,009	42,061	-
On behalf of M/s Kothari Products Singapore Pte Ltd.	-	-	1,903	-	-	-	-	5,909	-	-
On behalf of M/s KPL Exports Limited	-	-	32,700	-	-	-	-	38,100	-	-
On behalf of M/s Haraparvati Realtors Pvt Ltd.	-	-	-	19,500	-	-	-	-	19,500	-
On behalf of M/s SPPL Hotels Pvt Ltd.	-	-	-	22,561	-	-	-	-	22,561	-

Amount less than Rs. 50000/-

Note:47

Disclosure as per Schedule V of the Securities and Exchange Board of India (Listing Obligations and Disclosure Requirements) Regulations, 2015 and Section 186(4) of the Companies Act, 2013.

(a) Loans / advances in the nature of loan outstanding from subsidiary, associates , other related parties and others are as below:-

Amount in Rs. Lacs

Particulars	Debts outstanding as at 31 March, 2022	Maximum balance outstanding for the year ended 31 March, 2022	Debts outstanding as at 31 March, 2021	Maximum balance outstanding for the year ended 31 March, 2021
Subsidiary				
KPL Exports Limited (interest rate 5.50% to 7.00%)	16,288	18,775	-	20,559
Associates				
Shubhadra Realtors Private Limited (non interest bearing)	2,156	2,156	2,156	2,156
Sankhya Realtors Private Limited (non interest bearing)	3,362	3,362	3,362	3,362
Other Related Parties				
Sattva Realtors Private Limited (interest rate 18.00%)	-	525	489	489
Real Griha Nirman Private Limited (interest rate 11.00%)	37	37	33	33
Savitrimata Realtors Private Limited (interest rate 11.00%)	-	195	186	186
MK Web-Tech Private Limited (interest rate 7.00%)	-	311	302	302
Others				
Bhojeshwar Realtors Private Limited (interest rate 11.00%)	116	116	106	106

The above loans have been given for business purpose except loan given to associates which are in form of Joint Venture Deposit.

(b) Details of Investments made and guarantees provided are given in Note 4, Note 10 and Note 35.

Note:48
(A) Ratios:-

The ratios for the year ended 31 March 2022 and 31 March 2021 are as under

S.No	Particulars	Numerator	Denominator	Units	As at 31 March		Variance (%)	Reasons
					2022	2021		
1	Current Ratio	Current Assets	Current liabilities	No. of times	5.38	2.17	148.07	Increased primarily on account of timely collection from trade receivables and paying of loan liabilities.
2	Debt-Equity Ratio	Total Debt	Shareholder's equity	No. of times	0.09	0.54	(82.55)	Decreased on account of repayment of current borrowings during the year.
3	Debt Service Coverage Ratio	Earnings available for debt service	Debt service	No. of times	0.07	0.20	(67.46)	Reduction is mainly on account of repayment of borrowings.
4	Return on Equity Ratio	Net profits after taxes	Average shareholder's equity	Percentage	0.54	1.00	(45.86)	The decrease is primarily on account of lower profits as compared to FY 2020-21.
5	Inventory Turnover Ratio	Sale of Products	Average Inventory	No. of times	366.21	550.55	(33.48)	The decrease is on account of lower volume and reduction in inventory holding period
6	Trade Receivable Turnover Ratio	Revenue	Average Trade Receivables	No. of times	1.60	1.57	1.70	Not Applicable
7	Trade Payables Turnover Ratio	Total Purchases for Goods (credit)	Average Trade Payables for Goods	No. of times	24.53	39.83	(38.42)	Reduction in volume as well as outstanding trade payables
8	Net Capital Turnover Ratio	Revenue	Working Capital	No. of times	2.14	2.55	(16.26)	Not Applicable
9	Net Profit Ratio	Net profit	Revenue	Percentage	0.47	0.55	(13.68)	Not Applicable
10	Return on Capital Employed	Earning before interest and taxes	Capital employed	Percentage	3.15	3.10	1.56	Not Applicable
11 (a)	Return on Investment (Fixed Deposits)	Interest Income on Fixed Deposit	Average of Fixed Deposit	Percentage	3.50	5.18	(32.45)	Decrease is mainly due to reduction in fixed deposits with bank.
11 (b)	Return on Investment (Mutual Funds)	Net gain/(loss) on sale/fair value changes of Current Investments in Mutual Funds	Average Current Investments in Mutual Funds	Percentage	2.25	9.08	(75.19)	Decrease is mainly due to lower fair value gain as compared to previous year
11 (c)	Return on Investment (Quoted Shares)	Net gain/(loss) on sale/fair value changes of Current Investments in Quoted Shares.	Average Current Investments in Quoted Shares	Percentage	38.46	86.08	(55.33)	Decrease is mainly due to lower fair value gain as compared to previous year

(B) Other Statutory Information

- (i) The Company do not have any Benami property, where any proceeding has been initiated or pending against the Company for holding any Benami property.
- (ii) The Company do not have any transactions with companies struck off.
- (iii) The Company do not have any charges or satisfaction which is yet to be registered with ROC beyond the statutory period.
- (iv) The Company have not traded or invested in Crypto currency or Virtual Currency during the financial year.
- (v) The Company have not advanced or loaned or invested funds to any other person(s) or entity(ies), including foreign entities (Intermediaries) with the understanding that the Intermediary shall:
 - (a) directly or indirectly lend or invest in other persons or entities identified in any manner whatsoever by or on behalf of the company (Ultimate Beneficiaries) or
 - (b) provide any guarantee, security or the like to or on behalf of the Ultimate Beneficiaries
- (vi) The Company have not received any fund from any person(s) or entity(ies), including foreign entities (Funding Party) with the understanding (whether recorded in writing or otherwise) that the Company shall:
 - (a) directly or indirectly lend or invest in other persons or entities identified in any manner whatsoever by or on behalf of the Funding Party (Ultimate Beneficiaries) or
 - (b) provide any guarantee, security or the like on behalf of the Ultimate Beneficiaries

- (vii) The Company have not any such transaction which is not recorded in the books of accounts that has been surrendered or disclosed as income during the year in the tax assessments under the Income Tax Act, 1961 (such as, search or survey or any other relevant provisions of the Income Tax Act, 1961).
- (viii) The Company has not taken working capital loan from Banks or Financial Institutions.

Note:49

Figures for the previous year have been regrouped / reclassified , wherever considered necessary.

As per our report of even date attached hereto.

For and on behalf of the Board

For G.M. Kapadia & Co.
CHARTERED ACCOUNTANTS
Firm Registration No. 104767W

ATUL SHAH
Partner
Membership No.039569

Place: Mumbai
Date : 30 May, 2022

DEEPAK KOTHARI
Chairman & Managing Director
DIN. 00088973

RAJ KUMAR GUPTA
Company Secretary
& Compliance Officer
Membership No.FCS3281

Place: Kanpur
Date : 30 May, 2022

MITESH KOTHARI
Executive Director
DIN.00089076

ANURAG TANDON
Chief Financial Officer

Place: Kanpur
Date : 30 May, 2022

INDEPENDENT AUDITORS' REPORT

To
The Members of
Kothari Products Limited

REPORT ON THE AUDIT OF THE CONSOLIDATED FINANCIAL STATEMENTS

OPINION

We have audited the accompanying Consolidated Financial Statements of **Kothari Products Limited** ("the Holding Company"), and its subsidiaries, (the Holding Company and its subsidiaries together referred to as the Group) and its associates, comprising of the Consolidated Balance Sheet as at March 31, 2022, the Consolidated Statement of Profit and Loss (including Other Comprehensive Income), the Consolidated Statement of Changes in Equity and the Consolidated Cash Flow Statement for the year then ended, and a summary of significant accounting policies and other explanatory information (hereinafter referred to as "the Consolidated Financial Statements").

In our opinion and to the best of our information and according to the explanations given to us and based on the consideration of reports of other auditors on separate financial statements and on the other financial information of the subsidiary and associate, the aforesaid Consolidated Financial Statements give the information required by the Companies Act, 2013 ("the Act") in the manner so required and give a true and fair view in conformity with the Accounting Standards prescribed under section 133 of the Act read with the Companies (Indian Accounting Standards) Rules, 2015, as amended, ("Ind AS") and other accounting principles generally accepted in India, of the consolidated state of affairs of the Group, and its associates as at March 31, 2022 and their consolidated profit (including other comprehensive income), their consolidated statement of changes in equity and their consolidated cash flows for the year ended on that date.

Basis of Opinion

We conducted our audit of the Consolidated Financial Statements in accordance with the Standards on Auditing ("SAs") specified under section 143(10) of the Act. Our responsibilities under those Standards are further described in the *Auditor's Responsibilities for the Audit of the Consolidated Financial Statements* section of our report. We are independent of the Group in accordance with the Code of Ethics issued by the Institute of Chartered Accountants of India ("ICAI") together with the ethical requirements that are relevant to our audit of the Consolidated Financial Statements under the provisions of the Act and the Rules framed thereunder and we have fulfilled our other ethical responsibilities in accordance with these requirements and ICAI's Code of Ethics. We believe that the audit evidence we have obtained is sufficient and appropriate to provide a basis for our audit opinion on the Consolidated Financial Statements.

Key Audit Matters

Key audit matters are those matters that, in our professional judgment, were of most significance in our audit of the Consolidated Financial Statements of the current period. These matters were addressed in the context of our audit of the Consolidated Financial Statements as a whole, and in forming our opinion thereon, and we do not provide a separate opinion on these matters. We have determined that there are no key audit matters to communicate in our report.

Information Other than the Consolidated Financial Statements and Our Report thereon

The Holding Company's Management and Board of Directors are responsible for the preparation of the other information. The other information comprises the information included in Annual Report, but does not include the Consolidated Financial Statements and our auditor's report thereon. The Annual Report is expected to be made available to us after the date of this report.

Our opinion on the Consolidated Financial Statements does not cover the other information and we will not express any form of assurance conclusion thereon.

In connection with our audit of the Consolidated Financial Statements, our responsibility is to read the other information, in doing so, consider whether the other information is materially inconsistent with the Consolidated Financial Statements or our knowledge obtained in the audit, or otherwise appears to be materially misstated.

When we read the Annual Report, if we conclude that there is a material misstatement therein, we are required to communicate the matter to Those Charged With Governance and take appropriate actions in accordance with Standards on Auditing.

Management and Those Charged with Governance Responsibilities for the Consolidated Financial Statements

The Holding Company's Management and Board of Directors are responsible for the matters stated in section 134(5) of the Act with respect to the preparation of these Consolidated Financial Statements that give a true and fair view of the consolidated financial position, consolidated financial performance including other comprehensive income, consolidated changes in equity and consolidated cash flows of the Group including its Associates in accordance with the accounting principles generally accepted in India, including Ind AS and relevant provisions of the Act. The respective Board of Directors of the companies

included in the Group and its associates are responsible for maintenance of adequate accounting records in accordance with the provisions of the Act for safeguarding the assets of the Group and its associates and for preventing and detecting frauds and other irregularities; selection and application of appropriate accounting policies; making judgments and estimates that are reasonable and prudent; and the design, implementation and maintenance of adequate internal financial controls, that were operating effectively for ensuring the accuracy and completeness of the accounting records, relevant to the preparation and presentation of the Consolidated Financial Statements that give a true and fair view and are free from material misstatement, whether due to fraud or error, which have been used for the purpose of preparation of the Consolidated Financial Statements by the management and Directors of the Holding Company, as aforesaid.

In preparing the Consolidated Financial Statements, the respective Board of Directors of the companies included in the Group and its associates are responsible for assessing the ability of the Group and of its associates to continue as a going concern, disclosing, as applicable and using the going concern basis of accounting unless the management either intends to liquidate the Group and its associates or to cease operations, or has no realistic alternative but to do so.

The respective Board of Directors of the companies included in the Group and its associates are responsible for overseeing the financials reporting process of the Group and its associates.

Auditor's Responsibility for the Audit of the Consolidated Financial Statements

Our objectives are to obtain reasonable assurance about whether the Consolidated Financial Statements as a whole are free from material misstatement, whether due to fraud or error, and to issue an auditor's report that includes our opinion. Reasonable assurance is a high level of assurance, but is not a guarantee that an audit conducted in accordance with SAs will always detect a material misstatement when it exists. Misstatements can arise from fraud or error and are considered material if, individually or in the aggregate, they could reasonably be expected to influence the economic decisions of users taken on the basis of these Consolidated Financial Statements.

As part of an audit in accordance with SAs, we exercise professional judgment and maintain professional skepticism throughout the audit. We also:

- Identify and assess the risks of material misstatement of the Consolidated Financial Statements, whether due to fraud or error, design and perform audit procedures responsive to those risks, and obtain audit evidence that is sufficient and appropriate to provide a basis for our opinion. The risk of not detecting a material misstatement resulting from fraud is higher than for one resulting from error, as fraud may involve collusion, forgery, intentional omissions, misrepresentations, or the override of internal control.
- Obtain an understanding of internal control relevant to the audit in order to design audit procedures that are appropriate in the circumstances. Under section 143(3)(i) of the Act, we are also responsible for expressing our opinion on whether the Group and its associates has adequate internal financial controls system with reference to Consolidated Financial Statements in place and the operating effectiveness of such controls.
- Evaluate the appropriateness of accounting policies used and the reasonableness of accounting estimates and related disclosures made by Management.
- Conclude on the appropriateness of Board of Director's use of the going concern basis of accounting and, based on the audit evidence obtained, whether a material uncertainty exists related to events or conditions that may cast significant doubt on the ability of the Group and its associates to continue as a going concern. If we conclude that a material uncertainty exists, we are required to draw attention in our auditor's report to the related disclosures in the Consolidated Financial Statements or, if such disclosures are inadequate, to modify our opinion. Our conclusions are based on the audit evidence obtained up to the date of our auditor's report. However, future events or conditions may cause the Group and its associates to cease to continue as a going concern.
- Evaluate the overall presentation, structure and content of the Consolidated Financial Statements, including the disclosures, and whether the Consolidated Financial Statements represent the underlying transactions and events in a manner that achieves fair presentation.
- Obtain sufficient appropriate audit evidence regarding the financial information of the entities or business activities within the Group and its associates to express an opinion on the Consolidated Financial Statements. We are responsible for the direction, supervision and performance of the audit of the Consolidated Financial Statements of such entities included in the Consolidated Financial Statements of which we are the independent auditors. For the other entities included in the Consolidated Financial Statements, which have been audited by other auditors, such other auditors remain responsible for the direction, supervision and performance of the audits carried out by them. We remain solely responsible for our audit opinion.

We communicate with those charged with governance of the Holding Company and such other entities regarding, among other matters, the planned scope and timing of the audit and significant audit findings, including any significant deficiencies in internal control that we identify during our audit.

We also provide those charged with governance with a statement that we have complied with relevant ethical requirements regarding independence, and to communicate with them all relationships and other matters that may reasonably be thought to bear on our independence, and where applicable, related safeguards.

From the matters communicated with those charged with governance, we determine those matters that were of most significance in the audit of the Consolidated Financial Statements of the current period and are therefore the key audit matters. We describe these matters in our auditor's report unless law or regulation precludes public disclosure about the matter or when, in extremely rare circumstances, we determine that a matter should not be communicated in our report because the adverse consequences of doing so would reasonably be expected to outweigh the public interest benefits of such communication.

Other Matters

- (i) The Consolidated Financial Statements, includes (a) the audited Standalone Financial Statements of three subsidiaries (including two foreign subsidiaries), whose standalone financial statements reflects the total assets of ₹ 1,33,410.57 lacs as at March 31, 2022, the total revenue of ₹ 2,31,784.78 lacs and total net profit/(loss) of ₹ 887.83 lacs and total comprehensive profit/(loss) of ₹ Nil lacs for the year ended March 31, 2022, and net cash outflows of ₹1,579.17 lacs for the year ended March 31, 2022, as considered in the Consolidated Financial Statement. (b) the audited Standalone Financial Statement of three associates whose audited Standalone Financial Statement include the Group's share of net profit/(loss) after tax of ₹ (77.42) lacs and the total comprehensive profit / (loss) of ₹ (78.09) lacs for the year ended March 31, 2022, as considered in the Consolidated Financial Statement, whose Standalone / Consolidated Financial statements which have not been audited by us. These financial statements and other financial information have been audited by their respective independent auditors whose reports have been furnished to us by the Management of the Company. The Management of the Company has also furnished us details of adjustments that are required in case of financial statements of foreign subsidiaries so as to make these financial statements fit for consolidation. Our opinion on the Consolidated Financial Statement, in so far as it relates to the amounts and disclosures included in respect of these subsidiaries and associates and our reports in terms of section 143(3) of the Act, in so far as it relates to the aforesaid subsidiaries and associates is based solely on the reports of the other auditors and such certification from the Management.
- (ii) The Consolidated Financial Statement, includes the audited Standalone Financial Statement of one associate whose Standalone Financial Statement include the Group's share of net profit/(loss) after tax of ₹ 146.08 lacs and the total comprehensive profit / (loss) of ₹ 146.08 lacs for the year ended March 31, 2022, as considered in the Consolidated Financial Statement, whose Standalone Financial Statements have been audited by us.
- (iii) The comparative financial information included in these Consolidated Financial Statements have been audited jointly with M/s. Rajiv Mehrotra & Associates, Chartered Accountants, whose report dated June 29, 2021 expressed an unmodified opinion. Our opinion is not modified in respect of above matter.

Report on Other Legal and Regulatory Requirements:

1. As required by the Companies (Auditor's Report) Order, 2020 ("the Order") issued by the Central Government of India in terms of Section 143(11) of the Act, we give in the "Annexure A" a statement on the matters specified in paragraphs 3 and 4 of the Order.
2. As required by section 143(3) of the Act, based on our audit and on the consideration of reports of the other auditors on separate/Consolidated Financial Statements of such subsidiaries and associates as were audited by other auditors, as noted in the "Other Matters" paragraph, we report, to the extent applicable, that:
 - (a) We have sought and obtained all the information and explanations which to the best of our knowledge and belief were necessary for the purpose of our audit of the aforesaid Consolidated Financial Statements;
 - (b) In our opinion, proper books of account as required by law relating to preparation of the aforesaid Consolidated Financial Statements have been kept by the Holding Company so far as appears from our examination of those books;
 - (c) The Consolidated Balance Sheet, the Consolidated Statement of Profit and Loss (including Other Comprehensive Income), the Consolidated Statement of Changes in Equity and Consolidated Cash Flow Statement dealt with by this Report are in agreement with the relevant books of account, workings and records maintained for the purpose of preparation of the Consolidated Financial Statements;
 - (d) In our opinion, the aforesaid Consolidated Financial Statements comply with the Ind AS specified under section 133 of the Act read with relevant rules issued thereunder and relevant provisions of the Act;
 - (e) On the basis of written representations received from the Directors of the Holding Company as on March 31, 2022 and taken on record by the Board of Directors of the Holding Company and the reports of the statutory auditors of

its subsidiary and its associates incorporated in India, none of the Directors of the Group companies and its associates company incorporated in India are disqualified as on March 31, 2022 from being appointed as a Director in terms of section 164(2) of the Act;

(f) With respect to the adequacy of the internal financial controls with reference to financial statements of the Holding Company, its subsidiary and associates incorporated in India and the operating effectiveness of such controls, we give our separate Report in "Annexure B". Our report expresses an unmodified opinion on the adequacy and operating effectiveness of the Company's internal financial controls with reference to Consolidated Financial Statements;

(g) With respect to the other matters to be included in the Auditor's Report in accordance with the requirements of section 197(16) of the Act, as amended:

In our opinion and to the best of our information and according to the explanations given to us, the remuneration paid by Holding Company to its directors during the year is in accordance with the provisions of section 197 of the Act; and

(h) With respect to the other matters to be included in the Auditor's Report in accordance with rule 11 of the Companies (Audit and Auditors) Rules, 2014, as amended in our opinion and to the best of our information and according to the explanations given to us and based on the consideration of the reports of the other auditors of subsidiaries and associates, as noted in the "Other Matters" paragraph:

(i) The Consolidated Financial Statements disclose the impact of the pending litigations on the consolidated financial position of the Group and its associates. Refer note no 46 to the Consolidated Financial Statements;

(ii) The Group and its associates does not have material foreseeable losses in long-term contracts including derivative contracts; and

(iii) There has been no delay in transferring amounts, required to be transferred, to the Investor Education and Protection Fund by the Group, and its associates.

(iv) (a) The Management has represented that, to the best of its knowledge and belief, no funds have been advanced or loaned or invested (either from borrowed funds or share premium or any other sources or kind of funds) by the Holding Company to or in any other person or entity, including foreign entity ("Intermediaries"), with the understanding, whether recorded in writing or otherwise, that the Intermediary shall, whether, directly or indirectly lend or invest in other persons or entities identified in any manner whatsoever by or on behalf of the Holding Company ("Ultimate Beneficiaries") or provide any guarantee, security or the like on behalf of the Ultimate Beneficiaries;

(b) The Management has represented, that, to the best of its knowledge and belief, no funds have been received by the Holding Company from any person or entity, including foreign entity ("Funding Parties"), with the understanding, whether recorded in writing or otherwise, that the Holding Company shall, whether, directly or indirectly, lend or invest in other persons or entities identified in any manner whatsoever by or on behalf of the Funding Party ("Ultimate Beneficiaries") or provide any guarantee, security or the like on behalf of the Ultimate Beneficiaries;

(c) Based on the audit procedures performed by us that has been considered reasonable and appropriate in the circumstances, nothing has come to our notice that has caused us to believe that the representations under sub-clause (i) and (ii) above, contain any material mis-statement;

(v) The Holding Company has neither declared nor paid any dividend during the year.

For G. M. Kapadia & Co.
Chartered Accountants
Firm Registration No.104767W

Atul Shah
Partner
Membership No.039569
UDIN: 22039569AJWRDC3907

Place: Mumbai
Date: May 30, 2022

Annexure A to the Independent Auditors' Report - March 31, 2022

With reference to the Annexure A referred to in Paragraph 1 in "Report on Other Legal and Regulatory Requirements" of the Independent Auditor's Report of even date to the Members of the Company on the Consolidated Financial Statements for the year ended March 31, 2022, we report that:

(xxi) In our opinion and according to the information and explanations given to us, following companies incorporated in India and included in the consolidated financial statements, has qualifications or adverse remarks given by the respective auditors in their reports under the Companies (Auditor's Report) Order, 2020 (CARO):

Sr. No.	Name of the Company	CIN	Subsidiary/Associate	Clause number of the CARO report which is qualified or is adverse
1.	Shubhadra Realtors Private Limited	U70109WB2006PTC111280	Associate	xvii

For G. M. Kapadia & Co.
Chartered Accountants
Firm Registration No.104767W

Atul Shah
Partner
Membership No.039569
UDIN: 22039569AJWRDC3907

Place: Mumbai
Date: May 30, 2022

Annexure B referred to in paragraph 1(f) under "Report on Other Legal and Regulatory Requirements" of our Independent Auditor's report of even date, to the members of Kothari Products Limited ("the Holding Company") on the Consolidated Financial Statements for the year ended March 31, 2022

Report on the Internal Financial Controls under section 143(3)(i) of the Companies Act, 2013 ("the Act")

Opinion

In conjunction with our audit of the Consolidated Financial Statements of the Holding Company as of and for the year ended March 31, 2022, we have audited the internal financial controls with reference to financial statements of **Kothari Products Limited** (hereinafter referred to as "the Holding Company") and its subsidiaries and its associates, which are companies incorporated in India, as of that date.

In our opinion, the Holding Company, its subsidiaries and its associates, which are companies incorporated in India, have, in all material respects, an adequate internal financial controls system with reference to Consolidated Financial Statements and such internal financial controls with reference to Consolidated Financial Statements were operating effectively as at March 31, 2022 based on the internal control with reference to Consolidated Financial Statements criteria established by the Holding Company considering the essential components of internal control stated in the Guidance Note on Internal Financial Controls Over Financial Reporting ("the Guidance Note") issued by the Institute of Chartered Accountants of India.

Management's Responsibility for Internal Financial Controls

The respective Board of Directors of the Holding company, its subsidiaries and associates which are companies incorporated in India, are responsible for establishing and maintaining internal financial controls based on the internal control with reference to financial statements criteria established by the Holding Company considering the essential components of internal control stated in the Guidance Note on Audit of Internal Financial Controls Over Financial Reporting (the "Guidance Note") issued by the Institute of Chartered Accountants of India ("ICAI"). These responsibilities include the design, implementation and maintenance of adequate internal financial controls that were operating effectively for ensuring the orderly and efficient conduct of its business, including adherence to company's policies, the safeguarding of its assets, the prevention and detection of frauds and errors, the accuracy and completeness of the accounting records, and the timely preparation of reliable financial information, as required under the Act.

Auditors' Responsibility

Our responsibility is to express an opinion on internal financial controls with reference to financial statements of the Holding Company, its subsidiary and associates, which are companies incorporated in India, based on our audit. We conducted our audit in accordance with the Guidance Note and the Standards on Auditing, issued by ICAI and specified under section 143(10) of the Act to the extent applicable to an audit of internal financial controls, both applicable to an audit of Internal Financial Controls and, both issued by the ICAI. Those Standards and the Guidance Note require that we comply with ethical requirements and plan and perform the audit to obtain reasonable assurance about whether adequate internal financial controls with reference to financial statements was established and maintained and if such controls operated effectively in all material respects.

Our audit involves performing procedures to obtain audit evidence about the adequacy of the internal financial controls system with reference to financial statements and their operating effectiveness.

Our audit of internal financial controls with reference to financial statements included obtaining an understanding of internal financial controls with reference to financial statements, assessing the risk that a material weakness exists, and testing and evaluating the design and operating effectiveness of internal control based on the assessed risk.

The procedures selected depend on the auditor's judgment, including the assessment of the risks of material misstatement of the Consolidated Financial Statements, whether due to fraud or error.

We believe that the audit evidence we have obtained and the audit evidence obtained by the other auditor in terms of their report referred to in the Other matter paragraph below is sufficient and appropriate to provide a basis for our audit opinion on the Holding Company's internal financial control system with reference to financial statements.

Meaning of Internal Financial Controls with reference to Consolidated Financial Statements

A company's internal financial control with reference to financial statements is a process designed to provide reasonable assurance regarding the reliability of financial reporting and the preparation of Consolidated Financial Statements for external purposes in accordance with generally accepted accounting principles. A company's internal financial control with reference to financial statements includes those policies and procedures that (1) pertain to the maintenance of records that, in reasonable detail, accurately and fairly reflect the transactions and dispositions of the assets of the company; (2) provide reasonable assurance that transactions are recorded as necessary to permit preparation of financial statements in accordance with generally accepted accounting principles, and that receipts and expenditures of the company are being made only in accordance with

authorizations of management and directors of the company; and (3) provide reasonable assurance regarding prevention or timely detection of unauthorized acquisition, use, or disposition of the company's assets that could have a material effect on the financial statements.

Inherent Limitations of Internal Financial Controls with reference to Consolidated Financial Statements

Because of the inherent limitations of internal financial controls with reference to Consolidated Financial Statements, including the possibility of collusion or improper management override of controls, material misstatements due to error or fraud may occur and not be detected. Also, projections of any evaluation of the internal financial controls with reference to financial statements to future periods are subject to the risk that the internal financial control with reference to Consolidated Financial Statements may become inadequate because of changes in conditions, or that the degree of compliance with the policies or procedures may deteriorate.

Other Matters

Our aforesaid report under section 143(3)(i) of the Act on the adequacy and operating effectiveness of the internal financial controls with reference to financial statements, in so far as it relates standalone financial statements of one subsidiary, and standalone financial statements of four associates, which are companies incorporated in India, is based on the corresponding reports of the auditors of such companies incorporated in India.

For G. M. Kapadia & Co.
Chartered Accountants
Firm Registration No.104767W

Atul Shah
Partner
Membership No.039569
UDIN: 22039569AJWRDC3907

Place: Mumbai
Date: May 30, 2022

CONSOLIDATED BALANCE SHEET AS AT 31 MARCH, 2022

PARTICULARS	NOTE	As at 31 March 2022	Amount in Rs. Lacs As at 31 March 2021
I ASSETS			
Non-Current Assets			
Property, Plant and Equipment	2	2,577	2,665
Investment Property	3	5,298	5,429
Financial Assets			
Investments	4	4,925	130
Loans	5	5,671	6,634
Other Financial Assets	6	5,679	6,232
Deferred Tax Assets	7	122	48
Other Non Current Assets	8	1,997	3,374
Current Assets			
Inventories	9	791	258
Financial assets			
Investments	10	950	1,042
Trade Receivables	11	1,25,848	2,05,018
Cash and Cash Equivalents	12	4,029	7,170
Bank Balances other than Cash and Cash Equivalents	13	7,162	3,176
Other Financial Assets	14	5,245	10,367
Current Tax Assets (Net)	15	51	232
Other Current Assets	16	6,408	3,083
TOTAL ASSETS		1,76,753	2,54,858
II EQUITY & LIABILITIES			
Equity			
Equity Share capital	17	2,984	2,984
Other Equity	18	1,05,318	1,02,977
Non Controlling Interests		#	#
LIABILITIES			
Non-current liabilities			
Financial Liabilities			
Borrowings	19	25,296	40,752
Other Financial Liabilities	20	168	166
Deferred Tax Liabilities	21	43	2
Current Liabilities			
Financial Liabilities			
Borrowings	22	8,974	61,784
Trade Payables:-	23		
(a) Total Outstanding Dues of Micro and Small Enterprises	23.1	-	-
(b) Total Outstanding Dues of Creditors other than Micro and Small Enterprises	23.2	31,260	42,207
Other Financial Liabilities	24	295	376
Provision	25	1,897	1,965
Other Current Liabilities	26	438	1,645
Current Tax Liabilities (Net)	27	80	-
TOTAL EQUITY & LIABILITY		1,76,753	2,54,858

Significant Accounting Policies

1

The accompanying notes forms an integral part of these Consolidated Financial Statements.

Amount less than Rs. 50000/-

As per our report of even date attached hereto.

For and on behalf of the Board

For G.M. Kapadia & Co.
CHARTERED ACCOUNTANTS
Firm Registration No. 104767W

DEEPAK KOTHARI
Chairman & Managing Director
DIN. 00088973

MITESH KOTHARI
Executive Director
DIN.00089076

ATUL SHAH
Partner
Membership No.039569

RAJ KUMAR GUPTA
Company Secretary
& Compliance Officer
Membership No.FCS3281

ANURAG TANDON
Chief Financial Officer

Place: Mumbai
Date : 30 May, 2022

Place: Kanpur
Date : 30 May, 2022

Place: Kanpur
Date : 30 May, 2022

CONSOLIDATED STATEMENT OF PROFIT & LOSS FOR THE YEAR ENDED 31 MARCH, 2022

PARTICULARS	NOTE	Amount in Rs. Lacs	
		Year Ended 31 March 2022	Year Ended 31 March 2021
I Income			
Revenue from Operations	28	3,39,685	3,11,705
Other Income	29	4,584	7,577
Total Income		<u>3,44,269</u>	<u>3,19,282</u>
II Expenses			
Purchase of Stock-in-Trade	30	3,36,934	3,08,211
Changes in Inventories	31	(532)	562
Employee Benefit Expense	32	560	517
Finance Costs	33	3,186	4,339
Depreciation and Amortisation Expense	2 & 3	276	300
Other Expenses	34	1,986	9,499
Total Expenses		<u>3,42,410</u>	<u>3,23,428</u>
III Profit / (loss) before share of profit of associate and exceptional items and tax		1,859	(4,146)
Share of Net Profit/(loss) of Associates accounted for using Equity Method		69	(1,254)
Profit / (loss) before exceptional items and tax		<u>1,928</u>	<u>(5,400)</u>
Exceptional items		-	-
IV Profit/(Loss) before Tax		<u>1,928</u>	<u>(5,400)</u>
Income Tax Expense			
Current Tax		435	16
Deferred Tax		(118)	234
Income Tax for Previous Year (Net)		143	(19)
Total Tax expenses		<u>460</u>	<u>231</u>
V Profit/(Loss) for the year		<u>1,468</u>	<u>(5,631)</u>
VI Other Comprehensive Income/ (Loss)			
Items that will not be reclassified to profit or loss			
Remeasurements of the defined benefit plans		(1)	3
Income tax relating to items that will not be reclassified to profit or loss		-	-
Other Comprehensive Income for the Year (Net of Tax)		<u>(1)</u>	<u>3</u>
VII TOTAL COMPREHENSIVE INCOME FOR THE YEAR		<u>1,467</u>	<u>(5,628)</u>
Profit / (Loss) for the year attributable to:			
Owners of the Parent		1,468	(5,631)
Non-controlling interests		#	#
Other Comprehensive Income / (Loss) for the year attributable to :			
Owners of the Parent		(1)	3
Non-controlling interests		-	-
Total Comprehensive Income / (Loss) for the year attributable to :			
Owners of the Parent		1,467	(5,628)
Non-controlling interests		#	#
VIII Earnings per Share (Face Value: Rs.10/- each)	42		
Basic EPS		4.92	(18.86)
Diluted EPS		4.92	(18.86)
Significant Accounting Policies	1		
The accompanying notes forms an integral Past of these Consolidated Financial Statements.			
# Amount less than Rs. 50000/-			

As per our report of even date attached hereto.

For and on behalf of the Board

For G.M. Kapadia & Co.
CHARTERED ACCOUNTANTS
Firm Registration No. 104767W

DEEPAK KOTHARI
Chairman & Managing Director
DIN. 00088973

MITESH KOTHARI
Executive Director
DIN.00089076

ATUL SHAH
Partner
Membership No.039569

RAJ KUMAR GUPTA
Company Secretary
& Compliance Officer
Membership No.FCS3281

ANURAG TANDON
Chief Financial Officer

Place: Mumbai
Date : 30 May, 2022

Place: Kanpur
Date : 30 May, 2022

Place: Kanpur
Date : 30 May, 2022

CONSOLIDATED STATEMENT OF CHANGES IN EQUITY FOR THE YEAR ENDED 31 MARCH, 2022

A. Equity Share Capital

Particulars	Amount in Rs. Lacs
Balances as at 1 April, 2020	2,984
Changes in equity share capital during the year	-
Balances as at 31 March, 2021	2,984
Changes in equity share capital during the year	-
Balances as at 31 March, 2022	2,984

B. Other Equity

Particulars	Reserve & Surplus (Refer Note:18)							Total
	Capital Reserve	Debenture Redemption Reserve	General Reserve	Retained Earnings	Foreign Currency Translation Reserve	Attributable to owners of parent	Non Controlling Interests	
Balance as at 01 April, 2020	3,682	7,489	35,888	57,098	3,905	1,08,062	#	1,08,062
Related to Ceased Subsidiaries	-	-	-	(830)	-	(830)	-	(830)
Transfer to Profit & Loss Account	-	-	-	-	-	-	-	-
Changes in Foreign Currency Translation Reserve during the year	-	-	-	-	(287)	(287)	#	(287)
Profit/(loss) for the year	-	-	-	(4,377)	-	(4,377)	#	(4,377)
Share of Profit/(loss) of Associate	-	-	-	(1,254)	-	(1,254)	-	(1,254)
Other Comprehensive Income / (loss)	-	-	-	3	-	3	-	3
Total Comprehensive Income for the year	-	-	-	(5,628)	-	(5,628)	#	(5,628)
Balance as at 31 March, 2021	3,682	7,489	35,888	52,300	3,618	1,02,977	#	1,02,977
Balance as at 01 April, 2021	3,682	7,489	35,888	52,300	3,618	1,02,977	#	1,02,977
Related to Ceased Subsidiaries	-	-	-	(120)	-	(120)	-	(120)
Transfer to Profit & Loss Account	-	(2,098)	-	2,098	-	-	-	-
Changes in Foreign Currency Translation Reserve during the year	-	-	-	-	754	754	#	754
Profit/(loss) for the year	-	-	-	1,399	-	1,399	#	1,399
Share of Profit/(loss) of Associate	-	-	-	69	-	69	-	69
Other Comprehensive Income / (loss)	-	-	-	(1)	-	(1)	-	(1)
Total Comprehensive Income for the year	-	-	-	1,467	-	1,467	#	1,467
Balance as at 31 March, 2022	3,682	5,391	35,888	55,985	4,372	1,05,318	#	1,05,318

Amount less than Rs. 50000/-

As per our report of even date attached hereto.

For and on behalf of the Board

For G.M. Kapadia & Co.
CHARTERED ACCOUNTANTS
Firm Registration No. 104767W

DEEPAK KOTHARI
Chairman & Managing Director
DIN. 00088973

MITESH KOTHARI
Executive Director
DIN.00089076

ATUL SHAH
Partner
Membership No.039569

RAJ KUMAR GUPTA
Company Secretary
& Compliance Officer
Membership No.FCS3281

ANURAG TANDON
Chief Financial Officer

Place: Mumbai
Date : 30 May, 2022

Place: Kanpur
Date : 30 May, 2022

Place: Kanpur
Date : 30 May, 2022

CONSOLIDATED CASH FLOW STATEMENT FOR THE YEAR ENDED 31 MARCH, 2022

PARTICULARS	Amount in Rs. Lacs	
	YEAR ENDED 31 MARCH, 2022	YEAR ENDED 31 MARCH, 2021
(A) CASH FLOW FROM OPERATING ACTIVITIES :		
Net Profit before Tax	1,928	(5,400)
Adjustments for		
- Depreciation	275	300
- Finance Cost	3,186	4,335
- Balances Written off/ Bad Debts	(6)	2,183
- Amortisation of debentures	(22)	1,476
- Provision for Bad/ Doubtful debts	840	1,114
- Provision for Impairment of investment in NH2 Shares	-	592
- Exchange Translation Reserve on Consolidation	755	(287)
- Net Unrealised Forex Gain (-) / Loss	(24)	1,862
- Reserve related to Ceased Subsidiary	120	830
- Fair Value Adjustment relating to Investment in Mutual Funds and Listed Securities	(130)	(1,123)
- Lease Rent- (Impact on discounting of Security Deposits)	(7)	(7)
- Share of Net Profits of Associates accounted for using Equity Method	(68)	1,254
- Profit (-) / Loss on Sale of Property, Plant and Equipment	21	(27)
- Net Profit on Sale of Investments	494	(524)
- Interest Income	(158)	(90)
- Dividend Income	(397)	(4)
Operating Profit before Working Capital Changes	<u>6,807</u>	<u>11,884</u>
Adjustments for:		
- Trade Receivables & Others	71,934	166
- Inventories	(532)	13,970
- Trade Payables & Others	(12,399)	(8,442)
Cash Generated from Operations	<u>65,810</u>	<u>12,178</u>
Net Income Tax Paid	1,146	(151)
Net Cash Flow from Operating Activities	<u>66,956</u>	<u>12,027</u>
(B) CASH FLOW FROM INVESTING ACTIVITIES :		
- Purchase of Property, Plant and Equipment	(151)	(92)
- Goodwill	-	209
- Sale of Property, Plant and Equipment	19	315
- Sale of Investment Property	55	-
- Derecognition of IP of subsidiary offloaded	-	1,516
- Purchase of Investments- Others	(5,510)	(618)
- Sale of Investments-Others	437	1,763
- Sale of Investments-Associate Companies	-	1,101
- Loans to Associate Companies (Net)	-	(73)
- Loans to Others	963	(498)
- Interest Received	158	90
- Investment in Bank Deposits	4,965	3,637
- Dividend Received	397	4
Net Cash flow from/(used in) Investing Activities	<u>1,333</u>	<u>7,354</u>
(C) CASH FLOW FROM FINANCING ACTIVITIES :		
- Secured Loans from Banks	(5,082)	5,017
- Unsecured Loan	(63,162)	(14,437)
- Finance Cost	(3,186)	(4,335)
Net Cash flow from/(used in) Financing Activities	<u>(71,430)</u>	<u>(13,755)</u>

NET CHANGES IN CASH & CASH EQUIVALENTS (A+B+C)	(3,141)	5,626
Cash & Cash Equivalents - Opening Balance	7,170	1,544
Cash & Cash Equivalents - Closing Balance	4,029	7,170

Note:

- The above Cash flow statement has been prepared under the "Indirect Method" as set out in Ind AS-7, Statement of Cash Flows.
- The figures of previous year have been regrouped / recast wherever considered necessary to make them comparable with those of the current year.
- Components of cash and cash equivalents :-

Particulars	As at 31 March 2022	As at 31 March 2021
(a) Cash in hand	14	14
(b) Balances with Scheduled Banks		
(i) In Current Accounts	3,354	6,402
(ii) Bank Deposits with original maturity of less than three months (Including interest accrued but not due)	661	754
TOTAL	4,029	7,170

As per our report of even date attached hereto.

For and on behalf of the Board

For G.M. Kapadia & Co.
CHARTERED ACCOUNTANTS
Firm Registration No. 104767W

DEEPAK KOTHARI
Chairman & Managing Director
DIN. 00088973

MITESH KOTHARI
Executive Director
DIN.00089076

ATUL SHAH
Partner
Membership No.039569

RAJ KUMAR GUPTA
Company Secretary
& Compliance Officer
Membership No.FCS3281

ANURAG TANDON
Chief Financial Officer

Place: Mumbai
Date : 30 May, 2022

Place: Kanpur
Date : 30 May, 2022

Place: Kanpur
Date : 30 May, 2022

NOTES TO CONSOLIDATED FINANCIAL STATEMENTS

Note: 1 OVERVIEW AND SIGNIFICANT ACCOUNTING POLICIES

COMPANY OVERVIEW:

Kothari Products Limited ('the Company') is a public limited Company domiciled in India and incorporated on 17 September, 1983 under the provisions of the Companies Act, 1956 having its registered office at 24/19 Pan Parag House, The Mall, Kanpur, Uttar Pradesh. The Company is listed on BSE Limited and National Stock Exchange of India Limited.

The Group is engaged in the business of Real Estate and International Trade.

SIGNIFICANT ACCOUNTING POLICIES

This note provides a list of the significant accounting policies adopted in the preparation of these Indian Accounting Standards (Ind-AS) financial statements. These policies have been consistently applied to all the years except where newly issued accounting standard is initially adopted.

Accordingly, the Group has prepared these Consolidated Financial Statements which comprise the Balance Sheet as at 31 March, 2021, the Statement of Profit and Loss for the year ended 31 March 2022, the Statement of Cash Flows for the year ended 31 March 2022 and the Statement of Changes in Equity for the year ended as on that date, and accounting policies and other explanatory information (together hereinafter referred to as 'Consolidated Financial Statements' or 'financial statements').

AUTHORISATION OF CONSOLIDATED FINANCIAL STATEMENTS:

These consolidated financial statements are approved for issue by the Board of Directors on 30 May 2022.

1. BASIS OF PREPARATION OF FINANCIAL STATEMENTS:

A. Statement of Compliance

1. The Financial statements of the Group have been prepared in accordance with Indian Accounting Standards (Ind AS) notified under the section 133 of the Companies Act 2013 (the Act) read with Companies (Indian Accounting Standards) Rule 2015 (as amended from time to time) and other relevant provisions of the Act.

2. Historical Cost Convention

The Financial statements have been prepared on a historical cost basis, except for the following assets and liabilities:

- i) Certain Financial assets and liabilities that is measured at fair value
- ii) Defined benefit plans-plan assets measured at fair value

B. Current vs. Non-Current classification:

The Group presents assets and liabilities in the balance sheet based on current/non-current classification.

(a) An asset is treated as current when it is:

- Expected to be realized or intended to be sold or consumed in normal operating cycle
- Held primarily for purpose of trading
- Expected to be realized within twelve months after the reporting period.
- the cash or cash equivalent unless restricted from being exchanged or used to settle a liability for at least twelve months after the reporting period.

All other assets are classified as non-current.

(b) A liability is current when:

- It is expected to be settled in normal operating cycle
- It is held primarily for purpose of trading
- It is due to be settled within twelve months after the reporting period, or
- There is no unconditional right to defer the settlement of the liability for at least twelve months after the reporting period.

All other liabilities are classified as non-current.

Deferred tax assets and deferred tax liabilities are classified as non-current on net basis.

The operating cycle is the time between the acquisition of assets for processing and their realization in cash and cash equivalents. The Group has identified twelve months as its general operating cycle.

The Consolidated Financial Statements have been presented in Indian Rupees (INR), which is the Group's functional currency. All financial information presented in INR has been rounded off to the nearest lakh unless otherwise stated.

C. Use Of Estimates:

The preparation of Financial statements in conformity with Indian Accounting Standards (Ind AS) in India requires management to make estimates and assumptions that affect the reported amounts of assets and liabilities and the disclosures of contingent liabilities on the date of Financial statements and reported amounts of income and expenses during the period. Differences between actual results and estimates are recognised in the year in which the results are known or materialise.

This note provides an overview of the areas where there is a higher degree of judgment or complexity. Detailed information about each of these estimates and judgments is included in relevant notes together with information about the basis of calculation.

The areas involving critical estimates or judgments include:

- Fair Value of unlisted equity securities
- Defined Benefit Obligation
- Measurement of contingent liabilities
- Current tax expense and current tax payable
- Deferred tax assets for carried forward tax losses

2. PROPERTY, PLANT AND EQUIPMENT (PPE)

- (i) Property, plant and equipment are stated at cost, net of accumulated depreciation and accumulated impairment losses, if any.
- (ii) The initial cost of an asset comprises its purchase price (including import duties and non-refundable taxes, if any), any costs directly attributable to bringing the asset into the location and condition necessary for it to be capable of operating in the manner intended by the management, borrowing cost for qualifying assets (i.e. assets that necessarily take a substantial period of time to get ready for their intended use).
- (iii) Subsequent expenditure is capitalized only if it is probable that the future economic benefits associated with the expenditure will flow to the Group.
- (iv) An item of Property, plant and equipment and any significant part initially recognised separately as part of Property, plant and equipment is de-recognised upon disposal; or when no future economic benefits are expected from its use or disposal. Any gain or loss arising on de-recognition of the assets is included in the Statement of Profit and Loss.
- (v) The residual values, useful lives and methods of depreciation of property, plant and equipment are reviewed at each Financial year end and adjusted prospectively, if appropriate.
- (vi) Depreciation on property, plant and equipment is provided on straight-line method using the useful lives of the assets estimated by the management and in the manner prescribed in Schedule II to the Companies Act 2013. The asset wise details of useful lives considered for purposes of calculating depreciation are as under:

Office Building	- 30 years	Vehicles	- 8 years
Furniture	- 10 years	Computers	- 6 years
Office equipment	- 5 years	Computer Software	- 2 years
- (vii) An asset's carrying amount is written down immediately to its recoverable amount if the asset's carrying amount is greater than its estimated recoverable amount.

3. INTANGIBLE ASSETS

Intangible assets with finite useful lives that are acquired separately are carried at cost less accumulated amortization and accumulated impairment losses. Amortization is recognized on a straight-line basis over their estimated useful lives. The estimated useful life and amortization method are reviewed at the end of each reporting year, with the effect of any changes in estimate being accounted for on a prospective basis. Intangible assets with indefinite useful lives that are acquired separately are carried at cost less accumulated impairment losses.

4. IMPAIRMENT

At the end of each reporting year, the Group reviews the carrying amounts of its tangible and intangible assets to determine whether there is any indication that those assets have suffered an impairment loss. If any such indication exists, the recoverable amount of the asset is estimated in order to determine the extent of the impairment loss (if any).

Recoverable amount is the higher of fair value less costs to sell and value in use. In assessing value in use, the estimated future cash flows are discounted to their present value using a pre-tax discount rate that reflects current market assessments of the time value of money and the risks specific to the asset for which the estimates of future cash flows have not been adjusted.

Goodwill and intangible assets that do not have definite useful life are not amortised and are tested at least annually for impairment. If events or changes in circumstances indicate that they might be impaired, they are tested for impairment once again.

5. INVESTMENT PROPERTY

Investment Property is property (land or a building – or part of a building – or both) held either to earn rental income or for capital appreciation or both, but not for sale in the ordinary course of business, used in production or supply of goods or services or for administrative purposes. Investment Properties are stated at cost, net of accumulated depreciation and accumulated impairment losses, if any.

Any gain or loss on disposal of investment property calculated as the difference between the net proceeds from disposal and carrying amount of the Investment Property shall be recognized in Statement of Profit and Loss.

Depreciation on Investment Property is provided on straight-line method using the useful lives of the assets estimated by management and in the manner prescribed in Schedule II of the Companies Act 2013. The useful life considered in respect of Building is 60 years and amortization of long term leasehold property classified as Investment Property is based on the balance lease term.

6. LEASE ACCOUNTING:

LEASE CONTRACTS WHERE THE GROUP IS A LESSEE

- (i) All the lease agreements of the Group, where the Group is a Lessee are in the nature of short term leases or are low value leases and are in respect of premises used as staff residences, business premises or Godowns.
- (ii) The Group has therefore elected to avail the exemption from paras 22-49 of Ind-AS 116 and accounted for the lease payments as per para 6 of the said Ind-AS. Accordingly the entire lease payments associated with these leases have been recognised as an expense on a straight-line basis over the lease term or another systematic basis.

LEASE CONTRACTS WHERE THE GROUP IS A LESSOR

- (i) All lease agreements where the Group is a Lessor are in the nature of 'operating leases'.
- (ii) All the lease income from operating leases are recognized in the statement of Profit and loss account on a systematic basis.
- (iii) The costs, including depreciation, incurred in earning the lease income have been recognized as expenses under the respective expense heads in the Statement of Profit and Loss.

7. INVENTORIES:

Stock in Trade

Stock in Trade consists of goods traded by the Group.

- (i) Basis of Valuation: Inventories are stated at lower of cost and net realizable value. The comparison of cost and net realizable value is made on an item-to-item basis.
- (ii) Method of Valuation- Cost of inventories comprises of expenditure incurred in the normal course of business in bringing inventories to their present location including appropriate overheads apportioned on a reasonable and consistent basis.

Stock in Trade- Real Estate

It comprises cost of land, rates & taxes, overheads and expenses incidental to the land development , if any undertaken by the Company.

8. PRINCIPLES OF CONSOLIDATION AND EQUITY ACCOUNTING:

a) Subsidiaries

Subsidiaries are all entities over which the Group has control. The Group controls an entity when the Group is exposed to, or has rights to, variable returns from its involvement with the entity and has the ability to affect those returns through its power to direct the relevant activities of the entity. Subsidiaries are fully consolidated from the date on which control is transferred to the Group. They are deconsolidated from the date that control ceases.

The Group combines the financial statements of the parent and its subsidiaries line by line adding together like items of assets, liabilities, equity, income and expenses. Intergroup transactions, balances and unrealised gains on transactions

between Group companies are eliminated. Unrealised losses are also eliminated unless the transaction provides evidence of an impairment of the transferred asset.

Non-controlling interests in the results and equity of subsidiaries are shown separately in the consolidated Statement of Profit and Loss, consolidated Statement of Changes in Equity and Balance Sheet respectively. Profit or loss and each component of other comprehensive income are attributed to the owners of the Company and to the non-controlling interests. Total comprehensive income of subsidiaries is attributed to the owners of the Company and to the non-controlling interests even if this results in the non-controlling interests having a deficit balance.

b) Associates

Associates are all entities over which the Group has significant influence but not control or joint control. This is generally the case where the Group holds between 20% and 50% of the voting rights. Investments in Associates are accounted for using the equity method of accounting (see (c) below), after initially being recognised at cost

c) Equity method

Under the equity method of accounting, the investments are initially recognised at cost and adjusted thereafter to recognise the Group's share of the post-acquisition profits or losses of the investee in profit and loss, and the Group's share of Other Comprehensive Income of the investee in Other Comprehensive Income. Dividends received or receivable from Associates and Joint Ventures are recognised as a reduction in the carrying amount of the investment.

When the Group's share of losses in an equity-accounted investment equals or exceeds its interest in the entity, including any other unsecured long-term receivables, the Group does not recognise further losses, unless it has incurred obligations or made payments on behalf of the other entity.

Unrealised gains on transactions between the Group and its Associates and Joint Ventures are eliminated to the extent of the Group's interest in these entities. Unrealised losses are also eliminated unless the transaction provides evidence of an impairment of the asset transferred. Accounting policies of equity accounted investees have been changed where necessary to ensure consistency with the policies adopted by the Group.

The carrying amount of equity accounted investments are tested for impairment in accordance with the policy described in Note 4 above.

9. TRANSACTIONS IN FOREIGN CURRENCY:

a) Functional and presentation currency

The Group's financial statements are prepared in ₹, which is also the Group's functional and presentation currency.

b) Transactions and balances

Foreign currency transactions are translated into the functional currency using the exchange rates at the dates of the transactions. Foreign exchange gains and losses resulting from the settlement of such transactions and from the translation of monetary assets and liabilities denominated in foreign currencies at year end exchange rates are generally recognised in the Statement of Profit and Loss.

In case of advance payment for purchase of assets/goods/services and advance receipt against sales of products/services, all such purchase/sales transaction are recorded at the rate at which such advances are paid/received.

Foreign exchange differences regarded as an adjustment to borrowing costs are presented in the Statement of Profit and Loss, within finance costs. All other foreign exchange gains and losses are presented in the Statement of Profit and Loss on a net basis within other gains / (losses).

Non-monetary items :

Non-monetary items that are measured in terms of historical cost in a foreign currency are translated using the exchange rates at the dates of the initial transactions.

10. REVENUE RECOGNITION:

The Group derives revenues primarily from sale of products and services. Revenue from sale of goods is recognised net of returns and discounts.

Revenue is recognised upon transfer of control of promised products or services to customers in an amount that reflects the consideration the Group expect to receive in exchange for those products or services.

To recognise revenues, the Group applies the following five step approach:

- 1) Identify the contract with a customer;
- 2) Identify the performance obligations in the contract;

- 3) Determine the transaction price;
- 4) Allocate the transaction price to the performance obligations in the contract; and
- 5) Recognize revenues when a performance obligation is satisfied.

Based on above principle :-

- Revenue from sale of goods is recognised on transfer of all significant risks and rewards of ownership to the buyer. The amount recognised as sale is exclusive of GST and are net of returns.
- Dividend income is recognised when the right to receive payment is established.
- Interest Income is recognized on time proportion basis taking into account the amount outstanding and the applicable interest rates and is disclosed in "other income".
- Rental income arising from operating leases on investment properties is accounted for on a straight-line basis over the lease terms and is included in other operating income in the statement of profit or loss due to its operating nature.

11. EMPLOYEE RETIREMENT BENEFITS:

Short term employee benefits

All employee benefits payable/available within twelve months of rendering the services are classified as short term employee benefits. Benefits such as salaries, wages and bonus, etc., are recognized in the Statement of profit and Loss in the period in which the employee renders the related service.

Provident fund

Eligible employees receive benefits from a provident fund, which is a defined contribution plan. Both the employees and the Group make monthly contributions to the provident fund plan equal to a specified percentage of the covered employees' salary. The Group contributes a part of the contributions to the Government administered Provident/Pension Fund. The Group has no obligation, other than the contribution payable to the provident fund. The Group recognizes contribution payable through the provident fund scheme as an expense, when an employee renders related services.

Other long term employee benefits

The Group has subscribed to a Group Gratuity Accumulation Policy from the Life Insurance Corporation of India, which is a defined benefit plan. The liabilities with respect to Gratuity Plan are determined by actuarial valuation by LIC. The annual premium, as determined, based on such valuation, is paid and charged to the Statement of Profit & Loss Account. The fund value of the accumulated contribution by the Group, which represents the 'Plan Assets' is Rs.91.57 Lakhs which the adequately covers the estimated Gratuity Liability

The valuation method used by the LIC is Projected Unit credit method. Other actuarial assumptions for the policy are as under:-

1. Mortality Rate: LIC(2006-08) Ultimate
2. Withdrawal Rate: 1% to 3% depending on age
3. Discount Rate: 7% p.a.
4. Salary Escalation: 8%

12. FINANCIAL INSTRUMENTS:

Financial assets and financial liabilities are recognised when a Group becomes a party to the contractual provisions of the instruments.

Initial Recognition and Measurement - Financial Assets and Financial Liabilities

Financial assets and financial liabilities are initially measured at fair value. Transaction costs that are directly attributable to the acquisition or issue of financial assets and financial liabilities (other than financial assets and financial liabilities at fair value through profit or loss and ancillary costs related to borrowings) are added to or deducted from the fair value of the financial assets or financial liabilities, as appropriate, on initial recognition. Transaction costs directly attributable to the acquisition of financial assets or financial liabilities at fair value through profit or loss are recognised immediately in the Statement of Profit and Loss.

Classification and Subsequent Measurement: Financial Assets

The Group classifies financial assets as subsequently measured at amortised cost, fair value through Other Comprehensive Income ("FVTOCI") or fair value through profit or loss ("FVTPL") on the basis of following:

- the entity's business model for managing the financial assets and

- the contractual cash flow characteristics of the financial asset.

Amortised Cost

A financial asset is classified and measured at amortised cost if both of the following conditions are met:

- the financial asset is held within a business model whose objective is to hold financial assets in order to collect contractual cash flows; and
- the contractual terms of the financial asset give rise on specified dates to cash flows that are solely payments of principal and interest on the principal amount outstanding.

FVTOCI

A financial asset is classified and measured at FVTOCI if both of the following conditions are met:

- the financial asset is held within a business model whose objective is achieved by both collecting contractual cash flows and selling financial assets; and
- the contractual terms of the financial asset give rise on specified dates to cash flows that are solely payments of principal and interest on the principal amount outstanding.

FVTPL

A financial asset is classified and measured at FVTPL unless it is measured at amortised cost or at FVTOCI. All recognised financial assets are subsequently measured in their entirety at either amortised cost or fair value, depending on the classification of the financial assets.

Impairment of financial assets

The Group assesses on a forward looking basis the expected credit losses associated with its assets carried at amortised cost. The impairment methodology applied depends on whether there has been a significant increase in credit risk.

For trade receivables only, the Group applies the simplified approach permitted by Ind AS 109 Financial Instruments, which requires expected lifetime losses to be recognised from initial recognition of the receivables.

Classification and Subsequent measurement: Financial Liabilities

The Group's financial liabilities include trade and other payables, loans and borrowings including bank overdrafts, financial guarantee contracts and derivative financial instruments.

Financial Liabilities at FVTPL

Financial liabilities are classified as at FVTPL when the financial liability is held for trading or are designated upon initial recognition as FVTPL.

Gains or losses on financial liabilities held for trading are recognised in the Statement of Profit and Loss.

Other Financial Liabilities

Other financial liabilities (including borrowings and trade and other payables) are subsequently measured at amortised cost using the effective interest method.

The effective interest method is a method of calculating the amortised cost of a financial liability and of allocating interest expense over the relevant period. The effective interest rate is the rate that exactly discounts estimated future cash payments (including all fees and points paid or received that form an integral part of the effective interest rate, transaction costs and other premiums or discounts) through the expected life of the financial liability, or (where appropriate) a shorter period, to the net carrying amount on initial recognition.

Derecognition of Financial Assets and Financial Liabilities

The Group de-recognises a financial asset when the contractual rights to the cash flows from the financial asset expire, or it transfers the rights to receive the contractual cash flows in a transaction in which substantially all of the risks and rewards of ownership of the financial asset are transferred or in which the Group neither transfers nor retains substantially all of the risks and rewards of ownership and does not retain control of the financial asset. If the Group enters into transactions whereby it transfers assets recognised on its balance sheet, but retains either all or substantially all of the risks and rewards of the transferred assets, the transferred assets are not derecognised.

A financial liability is derecognised when the obligation under the liability is discharged or cancelled or expires.

Offsetting financial instruments

Financial assets and liabilities are offset and the net amount is reported in the Balance Sheet where there is a legally

enforceable right to offset the recognised amounts and there is an intention to settle on a net basis or realise the asset and settle the liability simultaneously. The legally enforceable right must not be contingent on future events and must be enforceable in the normal course of business and in the event of default, insolvency or bankruptcy of the Group or the counter party.

13. TAXES ON INCOME:

Current Tax

Tax on income for the current period is determined on the basis of estimated taxable income and tax credits computed in accordance with the provisions of the relevant tax laws and based on the expected outcome of assessments / appeals.

Current income tax relating to items recognised directly in equity is recognised in equity and not in the Statement of Profit and Loss.

Management periodically evaluates positions taken in the tax returns with respect to situations in which applicable tax regulations are subject to interpretation and establishes provisions where appropriate.

Deferred tax

Deferred tax is provided using the Balance Sheet approach on temporary differences at the reporting date between the tax bases of assets and liabilities and their carrying amounts for financial reporting purposes at the reporting date.

Deferred tax assets are recognised for all deductible temporary differences, the carry forward of unused tax credits and any unused tax losses. Deferred tax assets are recognised to the extent that it is probable that taxable profit will be available against which the deductible temporary differences, carry forward of unused tax credits and unused tax losses can be utilised.

The carrying amount of deferred tax assets is reviewed at each reporting date and reduced to the extent that it is no longer probable that sufficient taxable profit will be available to allow all or part of the deferred tax asset to be utilised. Unrecognised deferred tax assets are reassessed at each reporting date and are recognised to the extent that it has become probable that future taxable profits will allow the deferred tax asset to be recovered.

Deferred tax assets and liabilities are measured at the tax rates that are expected to apply in the year when the asset is realised or the liability is settled, based on tax rates (and tax laws) that have been enacted or substantively enacted at the reporting date.

Deferred tax relating to items recognised outside the Statement of Profit and Loss is recognised outside the Statement of Profit Corporate overview statutory reports Financial Statements and Loss. Deferred tax items are recognised in correlation to the underlying transaction either in Other Comprehensive Income or directly in equity.

The break-up of the major components of the deferred tax assets and liabilities as at Balance Sheet date has been arrived at after setting off deferred tax assets and liabilities where the Group have a legally enforceable right to set-off assets against liabilities and where such assets and liabilities relate to taxes on income levied by the same governing taxation laws.

MAT Credits are in the form of unused tax credits that are carried forward by the Group for a specified period of time, hence it is grouped with Deferred Tax Asset.

14. PROVISIONS & CONTINGENT LIABILITIES AND CONTINGENT ASSETS:

Provisions are recognised when the Group has a present legal or constructive obligation as a result of past events, it is probable that an outflow of resources embodying economic benefits will be required to settle the obligation and the amount can be reliably estimated. Provisions are not recognised for future operating losses, if any.

Provisions are measured at the present value of management's best estimate of the expenditure required to settle the present obligation at the end of the reporting period. The discount rate used to determine the present value is a current pre-tax rate. The increase in the provision due to the passage of time is recognised as interest expense.

Contingent liabilities are disclosed in the case of :

- a present obligation arising from the past events, when it is not probable that an outflow of resources will be required to settle the obligation;
- a present obligation arising from the past events, when no reliable estimate is possible;
- a possible obligation arising from past events, unless the probability of outflow of resources is remote.

Contingent Assets is disclosed when inflow of economic benefits is probable.

15. EARNING PER SHARE:

Basic earnings per share are calculated by dividing the net profit or loss for the period attributable to equity shareholders

(after deducting preference dividends, if any, and attributable taxes) by the weighted average number of equity shares outstanding during the period.

For the purpose of calculating diluted earnings per share, the net profit or loss for the period attributable to equity shareholders is adjusted for after income tax effect of interest and other financing costs associated with dilutive potential equity shares and the weighted average number of shares outstanding during the period are adjusted for the effects of all dilutive potential equity shares.

16. DIVIDEND:

Dividend is recognised as liability in the period in which it is declared by the Group, usually when approved by the shareholders in a general meeting, or paid.

The Group recognizes a liability to make payment of dividend to owners of equity when the distribution is authorized and is no longer at the discretion of the Group and is declared by the shareholders. A corresponding amount is recognised directly in equity.

The annual dividend proposed, if any, by the Directors forms part of the Directors' Report

17. BORROWING COSTS:

Borrowing costs directly attributable to the acquisition, construction or production of an asset that necessarily takes a substantial period of time to get ready for its intended use or sale are capitalised as part of the cost of the asset. All other borrowing costs are expensed in the period in which they occur. Borrowing costs consist of interest and other costs that an entity incurs in connection with the borrowing of funds. Borrowing cost also includes exchange differences to the extent regarded as an adjustment to the borrowing costs.

18. CASH AND CASH EQUIVALENTS

Cash and cash equivalents in the balance sheet comprise cash at banks and on hand and short-term deposits with an original maturity of three months or less, which are subject to insignificant risk of changes in value.

For the purpose of statement of cash flow, cash and cash equivalents consist of cash, short-term deposits as defined above, bank overdrafts and short-term highly liquid investments that are readily convertible to known amounts of cash and which are subject to insignificant risk of changes in value as they are considered as an integral part of the Group's management.

19. SHARE CAPITAL

Ordinary shares are classified as equity. Incremental costs directly attributable to the issuance of new ordinary shares and share options and buyback of ordinary shares are recognized as a deduction from equity, net of any tax effects.

20. GOVERNMENT GRANTS, SUBSIDIES AND EXPORT INCENTIVES:

Government Grants are recognised at their realizable value when there is reasonable assurance that the grant will be received and all the attached conditions will be complied with.

When the grant relates to an expense item, it is recognised as income on a systematic basis over the periods that the related costs, for which it is intended to compensate, are expensed. When the grant relates to an asset, it is recognised as income in equal amounts over the expected useful life of the related asset.

Note:2

Property, Plant & Equipments

The changes in the carrying value of property, plant and equipment for the year ended 31 March, 2022 are as follows:

PARTICULARS	Amount in Rs. Lacs									
	Freehold Land	Building (Office)	Building (Godown)	Motor Cars	Computers	Office Equipment	Furniture & Fixture	Plant & Machinery	TOTAL	
Gross carrying value as of 1 April, 2020	11	2,015	297	1,458	63	167	132	440	4,583	
Additions	-	-	-	84	7	1	-	-	92	
Deletions/Transfer	-	116	-	25	1	#	1	294	437	
Gross carrying value as of March 31, 2021	11	1,899	297	1,517	69	168	131	146	4,238	
Gross carrying value as of 1 April, 2021	11	1,899	297	1,517	69	168	131	146	4,238	
Additions	-	-	-	149	#	2	-	-	151	
Deletions/Transfer	-	-	-	90	-	-	-	-	90	
Gross carrying value as of 31 March, 2022	11	1,899	297	1,576	69	170	131	146	4,299	
Accumulated Depreciation as of 1 April, 2020	-	242	34	805	56	151	90	117	1,495	
Depreciation for the year	-	42	5	160	3	5	6	5	226	
Deduction / adjustments during the period	-	11	-	24	#	#	1	112	148	
Accumulated Depreciation as of 31 March, 2021	-	273	39	941	59	156	95	10	1,573	
Accumulated Depreciation as of 1 April, 2021	-	273	39	941	59	156	95	10	1,573	
Depreciation for the year	-	42	5	167	3	4	6	6	233	
Deduction / adjustments during the period	-	-	-	84	-	-	-	-	84	
Accumulated Depreciation as of 31 March, 2022	-	315	44	1,024	62	160	101	16	1,722	
Carrying value as of 31 March, 2022	11	1,584	253	552	7	10	30	130	2,577	
Carrying value as of 31 March, 2021	11	1,626	258	576	10	12	36	136	2,665	

Amount Less than Rs. 50000/-

Building (Office) includes a property of Kothari Products Singapore Private Limited which is mortgaged to the bank for loan extended by them to the Company (See Note 19 & 22)

NOTE:3
Investment Property
PARTICULARS
Gross Amount

	AS AT 31 March 2022	AS AT 31 March 2021
Opening		
Depreciable Investment Property	2,698	4,727
Other Investment Property# \$	2,971	2,971
Additions (Depreciable)	-	-
Additions (Non Depreciable)	-	-
Disposals (Non Depreciable)	88	-
Disposals (Depreciable)	-	2,029
Closing	<u>5,581</u>	<u>5,669</u>

Accumulated Depreciation

Opening	240	679
For the year	43	74
Deduction/ Adjustment during the year	-	513
Closing	<u>283</u>	<u>240</u>

Net Carrying Amount

	<u>5,298</u>	<u>5,429</u>
--	--------------	--------------

Fair Market Value

	<u>11,767</u>	<u>13,052</u>
--	---------------	---------------

Includes a leasehold land allotted by New Okhla Industrial Development Authority, Ghaziabad for 99 years as per lease Deed dated 22 February, 1985.

\$ Includes a property whose fair market Value is on lower side as at balance sheet date due to encroachment on the property. The Management is in the process of taking necessary action and hence, no impairment provision is considered necessary

The Amounts recognised in the Statement of Profit & Loss in respect of Investment Properties are as under:

PARTICULARS

	AS AT 31 March 2022	AS AT 31 March 2021
Rental income from investment property	604	593
Direct operating expenses(including repairs and maintenance) arising from investment property that generated rental income during the period	41	13
Direct operating expenses (including repairs and maintenance) arising from investment property that did not generate rental income during the period.	-	-
Profit arising from Investment Properties before depreciation	563	580
Depreciation for the year	43	74
Profit arising from Investment Properties	<u>520</u>	<u>506</u>

Note: 4
Investment (Non Current)
PARTICULARS

PARTICULARS	Quantity (Nos.)		Amount in Rs. Lacs	
	AS AT 31 March 2022	AS AT 31 March 2021	AS AT 31 March 2022	AS AT 31 March 2021
A. Unquoted				
I. Non-trade (Measured at FVTPL)				
(a) India Growth Fund	-	2638.960	-	32
(b) India Realty Excellence Fund	66377.000	89168.000	66	89
II. Trade (Measured at FVTPL)				
Investments in Equity Shares of other Companies, each Fully paid up (Measured at FVTPL)				
Neelanchal Con-tech Private Limited of Rs.10/-	400	400	#	#
Riverview Land Developers Pvt Ltd of Rs.10/-	90000	90000	9	9
NH2 Ltd of GBP 0.10/-			-	584
Less : Provision for impairment on NH 2 Shares			-	584
			<u>-</u>	<u>-</u>
B. Others				
National Savings Certificate (Deposited with Commercial Tax)			-	#
0.01% Optionally Convertible Redeemable Preference Share of Sherisha Technologies Pvt Ltd of Rs.1000/-	32764	-	4,650	-
8.05% Canara Bank Perpetual 2026 Bond	1	-	100	-
8.07% Canara Bank Perpetual 2027 Bond	1	-	100	-
Total (A+B)			<u>4,925</u>	<u>130</u>
C. Investments in Equity Shares of Associate Companies, each Fully paid up (Measured at Cost)				
Hara Parvati Realtors Pvt. Ltd. of Rs. 10/-	25000	25000	1,624	1,624
Shubhadra Realtors Private Ltd. of Rs.10/-	10000	10000	1	1
Sankhya Realtors Private Ltd. of Rs.10/-	10000	10000	1	1
SPPL Hotels Private Ltd. of Rs.10/-	250000	250000	478	478
			<u>(a) 2,104</u>	<u>2,104</u>
Less : Share of losses in Associate			<u>(b) 4,001</u>	<u>4,069</u>
			<u>(1,897)</u>	<u>(1,965)</u>
Shown as provision for losses in associate			<u>(1,897)</u>	<u>(1,965)</u>
Total C			<u>-</u>	<u>-</u>
Total (A+B+C)			<u>4,925</u>	<u>130</u>
# Amount less than Rs. 50000/-				

Particulars	As at 31 March 2022	Amount in Rs. Lacs As at 31 March 2021
Note:5		
Loans (Non Current)		
Loans Receivables Considered Good-Unsecured		
(a) Loans & Advances to related parties		
(i) Loans to Associate Companies*	5,518	5,518
(ii) Loans to other related parties	37	1,010
(b) Other Loans & Advances		
Loans to Others	116	106
TOTAL	<u>5,671</u>	<u>6,634</u>

* Includes deposits towards Joint Ventures

No amount is due from any of the directors or officers of the Company, severally or jointly with any other person; or from firms where such director is a partner or from private companies where such director is a member.

Particulars	As at 31 March 2022	Amount in Rs. Lacs As at 31 March 2021
Note:6		
Other Financial Assets (Non Current)		
Receivables Considered Good-Unsecured		
(a) Security Deposits- Utility	53	53
(b) Security Deposits Rentals	9	9
(c) Bank Deposits with more than twelve months maturity (Including interest accrued but not due)	5,617	6,170
TOTAL	<u>5,679</u>	<u>6,232</u>

Particulars	As at 31 March 2022	Amount in Rs. Lacs As at 31 March 2021
Note:7		
Deffered Tax Assets (Net)		
Property, Plant and Equipment	1	53
Difference in Carrying value and Tax base of investment measured at FVTPL	(4)	(123)
MAT Credit Entitlements	125	118
TOTAL	<u>122</u>	<u>48</u>

Particulars	As at 31 March 2022	Amount in Rs. Lacs As at 31 March 2021
Note:8		
Other Non Current Assets		
Taxes Paid (Net of provisions)	312	1,689
Advance for Properties	1,685	1,685
TOTAL	<u>1,997</u>	<u>3,374</u>

Particulars	As at 31 March 2022	Amount in Rs. Lacs As at 31 March 2021
Note:9		
Inventories		
Trading Items	562	29
Real Estate (Work-in-progress)	229	229
TOTAL	<u>791</u>	<u>258</u>

QUANTITY (NOS.) **Amount in Rs. Lacs**

AS AT 31 March 2022 AS AT 31 March 2021 AS AT 31 March 2022 AS AT 31 March 2021

Note:10
Investments (Current)

(Measured at FVTPL)

A. Quoted - Non Trade
I. Equity Investment, Each, Fully Paid-up

Reliance Industries Ltd. of Rs.10/-	27376	25500	722	511
Reliance Industries Ltd.(P.P.) of Rs.10/-	-	1876	-	21
Stampede Capital Limited of Re.1/-	600000	600000	4	4
Aggregate Market Value Total (A)			<u>726</u>	<u>536</u>

B. Mutual Funds

(Measured at FVTPL)

I. Units, each, fully paid-up

Nippon India Credit Risk Fund- Growth Plan Growth Option of Rs.10/-	4474.333	4474.333	1	1
Canara Robeco Corporate Bond Fund-Regular Growth Plan of Rs.10/-	591946.676	591946.676	107	103
Canara Robeco Capital Protection Oriented Fund-Series 9 Regular Growth-C9-GP of Rs.10/-	-	2000000.000	-	249
SBI Credit Risk Fund-Regular Growth of Rs.10/-	3869.475	3869.475	1	1
UTI-Liquid Cash Plan-Regular-Growth of Rs.1000/-	-	1207.593	-	41
Canara Robeco Short Duration Fund -Regular Growth of Rs.10/-	548715.444	548715.444	115	111
TOTAL (B)			<u>224</u>	<u>506</u>

Aggregate Amount- Market Value of Quoted Investments. TOTAL (A+B)
Amount in Rs. Lacs

As at 31 March 2022 As at 31 March 2021

Particulars
As at 31 March 2022
As at 31 March 2021
Note:11
Trade Receivables (Current)

Credit Impaired-Unsecured	-	-
Considered Good-Unsecured	1,27,402	2,06,117
	<u>1,27,402</u>	<u>2,06,117</u>
Less: Provision for Impairment	1,554	1,099
TOTAL	<u>1,25,848</u>	<u>2,05,018</u>

No amount is due from any of the directors or officers of the Company, severally or jointly with any other person; or from firms where such director is a partner or from private companies where such director is a member.

Aging of receivables as on 31 March 2022
Particulars
Outstanding for following periods from due date of payment

	Less than 6 months	6 months- 1 year	1-2 years	2-3 years	More than 3 years	Total
i) Undisputed - Considered Good	72,704	52,005	1,556	1,137	#	1,27,402
ii) Undisputed - Significant increase in Credit Risk	-	-	-	-	-	-
iii) Undisputed - Credit Impaired	-	-	-	-	-	-
iv) Disputed - Considered Good	-	-	-	-	-	-
v) Disputed - Significant increase in Credit Risk	-	-	-	-	-	-
vi) Disputed - Credit Impaired	-	-	-	-	-	-
Total	72,704	52,005	1,556	1,137	#	1,27,402
Less: Provision for Impairment						1,554
Add: Unbilled Trade Receivables						-
Total						1,25,848

Amount less than Rs. 50000/-

Aging of receivables as on 31 March 2021
Particulars
Outstanding for following periods from due date of payment

	Less than 6 months	6 months- 1 year	1-2 years	2-3 years	More than 3 years	Total
i) Undisputed - Considered Good	1,32,453	72,531	1,133	-	#	2,06,117
ii) Undisputed - Significant increase in Credit Risk	-	-	-	-	-	-
iii) Undisputed - Credit Impaired	-	-	-	-	-	-
iv) Disputed - Considered Good	-	-	-	-	-	-
v) Disputed - Significant increase in Credit Risk	-	-	-	-	-	-
vi) Disputed - Credit Impaired	-	-	-	-	-	-
Total	132,453	72,531	1,133	-	#	2,06,117
Less: Provision for Impairment						1,099
Add: Unbilled Trade Receivables						-
Total						2,05,018

Amount less than Rs. 50000/-

Particulars	As at 31 March 2022	Amount in Rs. Lacs As at 31 March 2021
Note:12		
Cash and Cash Equivalents		
Cash & Bank Balances:		
(a) Cash in hand	14	14
(b) Balances with Scheduled Banks		
(i) In Current Accounts *	3,354	6,402
(ii) Bank Deposits with original maturity of less than three months (Including interest accrued but not due)	<u>661</u>	<u>754</u>
TOTAL	<u>4,029</u>	<u>7,170</u>

* Bank balance with Bank of Baroda and Kotak Mahindra Bank in current accounts which are still in the name of Adyashakti Ltd. The Company got amalgamated with effect from 01 April, 2019.

Particulars	As at 31 March 2022	Amount in Rs. Lacs As at 31 March 2021
Note:13		
Bank Balances other than Cash and Cash Equivalents		
Balances with Scheduled Banks		
(i) In Unclaimed Dividend accounts	13	17
(ii) Bank Deposits with original maturity for more than three months but less than twelve months (Including interest accrued but not due)	<u>7,149</u>	<u>3,159</u>
TOTAL	<u>7,162</u>	<u>3,176</u>

Particulars	As at 31 March 2022	Amount in Rs. Lacs As at 31 March 2021
Note:14		
Other Financial Assets (Current)		
Considered Good-Unsecured		
Other Loans & Advances		
Bank Deposits with more than twelve months maturity (Including interest accrued but not due)	991	9,394
Interest Accrued	3	-
Unbilled Revenue	-	2
Advance recoverable in cash or in kind or for value to be received or pending adjustments	<u>4,251</u>	<u>971</u>
TOTAL	<u>5,245</u>	<u>10,367</u>

Particulars	As at 31 March 2022	Amount in Rs. Lacs As at 31 March 2021
Note:15		
Current Tax Assets (Net)		
Advance Income Tax and Tax Deducted at Source	176	241
Less: Provision for Tax	<u>125</u>	<u>9</u>
TOTAL	<u>51</u>	<u>232</u>

Particulars	As at 31 March 2022	Amount in Rs. Lacs As at 31 March 2021
Note:16		
Other Current Assets		
Advance to Supplier	6,256	2,831
Less: Provision for Doubtful Debts	<u>420</u>	<u>-</u>
	5,836	2,831
Prepaid Expenses	10	22
Advance to Employees	36	14
Balance with Government Authorities		
Provident Fund Deposited under protest	2	2
GST Receivable	524	214
Others	#	#
TOTAL	<u>6,408</u>	<u>3,083</u>

Amount less than Rs. 50000/-

Particulars	As at 31 March 2022	Amount in Rs. Lacs As at 31 March 2021
Note:17		
Equity Share Capital		
Authorised:		
3,10,00,000 (As on 31 March 2021 - 3,10,00,000)		
Equity Shares of Rs.10/- each	3,100	3,100
Issued, Subscribed And Paid Up :		
2,98,43,865 (As on 31 March 2021- 2,98,43,865)		
Equity Shares of Rs.10/- each fully paid up	<u>2,984</u>	<u>2,984</u>
TOTAL	<u>2,984</u>	<u>2,984</u>

The Company has only one class of shares referred to as equity shares having a par value of Rs. 10/- . Each Holder of equity share is entitled to one vote per share. In the event of liquidation of the Company, the holders of equity shares will be entitled to receive remaining assets of the Company, after distribution of all preferential amounts in proportion to the number of equity shares held by the share holders.

17.1	Reconciliation of the number of shares outstanding at the beginning and at the end of reporting period		
		As at 31 March, 2022	As at 31 March, 2021
		Number of shares	Number of shares
	At the beginning of the year	2,98,43,865	2,98,43,865
	Outstanding at the end of the year	2,98,43,865	2,98,43,865

17.2	Details of shares held by shareholders holding more than 5% shares in the Company		
		As at 31 March, 2022	As at 31 March, 2021
	Name of shareholders	Number of shares held	holding %
	a) Mr. Deepak Kothari	1,65,76,596	55.54%
	b) Mitesh Kothari (HUF)	18,28,098	6.13%
	c) Dham Securities Pvt Ltd	32,99,998	11.06%
	d) Magnus Properties Pvt Ltd	16,90,114	5.66%

17.3	(a) Details of shares held by promoters / promoter group as at 31 March, 2022		
	Name of shareholders	Number of shares held	holding %
	a) Mr. Deepak Kothari	1,65,76,596	55.54%
	b) Mitesh Kothari	6,09,570	2.04%
	c) Mitesh Kothari (HUF)	18,28,098	6.13%
	d) Urvi Kothari	54,643	0.18%
	e) Sadhna Kothari	4,500	0.02%
	f) Dilip Jayantilal Shah	6,750	0.02%
	g) Dham Securities Pvt Ltd	32,99,998	11.06%

17.3	(b) Details of shares held by promoters / promoter group as at 31 March, 2021		
	Name of shareholders	Number of shares held	holding %
	a) Mr. Deepak Kothari	1,65,76,596	55.54%
	b) Mitesh Kothari	6,09,570	2.04%
	c) Mitesh Kothari (HUF)	18,28,098	6.13%
	d) Urvi Kothari	54,643	0.18%
	e) Sadhna Kothari	4,500	0.02%
	f) Dilip Jayantilal Shah	6,750	0.02%
	g) Dham Securities Pvt Ltd	32,99,998	11.06%

Particulars	As at 31 March 2022	Amount in Rs. Lacs As at 31 March 2021
Note:18		
Other Equity:		
(a) Foreign Currency Translation Reserve	4,372	3,618
(b) General Reserve	35,888	35,888
(c) Debenture Redemption Reserve	5,391	7,489
(d) Capital Reserve	3,682	3,682
(e) Retained Earnings	55,985	52,300
TOTAL	1,05,318	1,02,977

Description of the nature and purpose of each reserve within equity is as follows :

(a) General Reserve :

The Company had transferred a portion of the net profit of the Company before declaring dividend to the general reserve pursuant to the earlier provisions of the Companies Act, 1956. Mandatory transfer to general reserve before declaration of dividend is not required under the Companies Act, 2013.

(b) Capital Reserve :

Capital Reserve is pursuant to amalgamation of Adyashakti Realtors Limited with the Company

(c) Retained Earnings :

Retained Earnings are profits that the Company has earned till date less transfer to General Reserve, dividend or other distribution or transaction with shareholders.

Particulars	As at 31 March 2022	Amount in Rs. Lacs As at 31 March 2021
Note:19		
Long Term Borrowings		
Secured		
Property Loan #	1,215	1,249
Unsecured		
Salarpuria Properties Pvt. Ltd.	-	9
SPPL Properties Management Pvt. Ltd.**	48	48
5,16,600 (As on 31 March 2021-20,55,700) 1% Optionally Convertible Debentures of Rs.1000/- each*	5,166	20,557
16,40,000 (As on 31 March 2021-16,40,000) 6% Optionally Convertible Debentures of Rs.1000/- each*	16,400	16,400
2,41,000 (As on 31 March 2021-2,41,000) 1% Optionally Convertible Debentures of Rs.1,000 /- each*	2,381	2,403
8,675 (As on 31 March 2021-8,675) 6% Optionally Convertible Debentures of Rs.1,000 /- each*	86	86
TOTAL	25,296	40,752

*** Terms & conditions of Debentures Issued**

A) 2,41,000 (As on 31 March 2021-2,41,000) 1% Optionally Convertible Debentures of Rs.1,000 /- each Issued by Kothari Products Limited

- OCDs shall have a face value of Rs. 1000/- each.
- These OCDs shall be unsecured and their holders shall not be entitled to have any claim on any assets of the Company.
- Rate of Interest 1% p.a. payable on 31 March every year from the date of their respective conversions till redemption of the debentures, if not converted. Such Interest shall be paid on annual/prorata basis. No interest shall accrue and be payable if Debentures are converted into shares. In case the Debenture holder opts not to convert the Debentures into shares only then simple interest @1% p.a. shall accrue and be paid at the time of redemption for entire period from the date of conversion.
- The conversion of Debentures into shares may take place between the end of 3rd year and before the end of 5th year from the date of Debenture conversion at the option of Debenture holders.
- Conversion of the Debentures into shares shall be at the fair value to be fixed by a Registered valuer.

6. The Debentures can be redeemed after the expiry of 3rd year and before the end of 5th year from the date of conversion of Debentures at the option of the Debenture holders. If the Debenture holders do not exercise the aforesaid option, then company will redeem the Debentures on the expiry of 5th year from the date of their conversion.
7. These terms may be mutually changed with the consents of the parties.
8. The said Debentures are restricted for sale or transfer without the written consent of the Company. However the same can be transferred to another Company subject to the provisions of the Companies Act, 2013 and Memorandum & Articles of Association of the Company.
9. The Debentures to be so converted shall be in physical form and shall be subject to the provisions of the Memorandum and Articles of Association of the Company.
10. That the Debentures shall be unsecured.
11. That no fractional shares shall be issued by the Company on Conversion, if opted.

B) 8,675 (As on 31 March 2021-8,675) 6% Optionally Convertible Debentures of Rs.1,000/- each Issued by Kothari Products Limited

1. That the OCDs to be so allotted shall be in physical form and shall be subject to the provisions of Memorandum and Article of Association of the Company;
2. That the OCDs shall be unsecured;
3. That the proposed OCDs of Rs. 1000/- each is for cash and entire amount is payable on or before the allotment.
4. That the OCDs shall be converted in to the equity shares at the option of the OCDs holder after a period of 3 years but before the end of the 5th year from the date of allotment or shall be redeemed at par within 60 days of the end of the 5th year and no premium shall be payable on redemption of OCDs however redemption amount shall not be less than the face value of the OCDs;
5. That no fractional shares shall be issued by the Company on conversion, if opted;
6. That the said OCDs are restricted for sale or transfer without the written consent of the company however the same can be transferred to another company subject to the provisions of the companies Act, 2013 and Memorandum and Articles of Association of the Company;
7. No interest shall accrue and be payable if debentures are converted into shares. In case the debenture holder opts not to convert the debentures into shares only then simple interest @6% per annum shall accrue and be paid at the time of redemption, for entire period from the date of issue/allotment.
8. That the OCDs by themselves do not give to the holders thereof any right or shareholders of the Company;
9. That the converted shares of OCDs holders shall also be entitled to any future bonus, right issue of equity shares or other securities convertible into equity shares by the Company in the same proportion and manner as any other shareholders of the Company for the time being.
10. That the converted shares shall rank pari-pasu with the then existing equity shares of the Company in all respects including as to dividend except the dividend for the year shall be prorata from the date of conversion.
11. Each OCD shall at the option of the OCD holders at any time after 3rd year from the date of allotment but before the expiry of the 5th year from the date of allotment, be converted into such number of equity shares of Rs. 10/- each at the higher of the:
 - (a) Value as determined by the valuer as per the applicable laws on the date of conversion;
 - (b) Rs. 10/- each (being the face value of the equity shares)
 Or
 Shall be redeemed at the end of 5th year with 60 days from the expiration of 5 years after the allotment, if the holder does not exercise the conversion option however interest shall be paid till the date of redemption.

C) 5,16,600 (As on 31 March 2021-20,55,700) 1% Optionally Convertible Debentures of Rs.1,000/- each issued by KPL Exports Limited

- 1- The conversion shall take place between the end of 3rd year and end of 5th year from the date of Debenture issue.
- 2- Conversion of the Debentures to Shares shall be at the fair value and at the option of Debenture holders.
- 3- Interest shall be paid at the rate of 1% per annum calculated from the date of allotment of the Debentures. Such interest shall be paid on annual/prorata basis. 1st payment shall be made up to the year ending 31 March, 2019 from the date of issue and thereafter at the end of every financial year.
- 4- The Debentures can be redeemed after the expiry of the 3rd year from the date of issue of Debenture at the option of the Debenture holders.
- 5- The Debentures shall be transferable to individuals and companies and subject to the provisions of the Companies Act, 2013 and Memorandum and Articles of Association of the Company.

D) 16,40,000 (As on 31 March 2021-16,40,000) 6% Optionally Convertible Debentures of Rs.1,000/- each issued by KPL Exports Limited

1. The conversion of Debentures into Shares may take place between the end of 3rd year and before the end of 5th year from the date of Debenture issue at the option of Debenture holders.
2. Conversion of the Debentures into Shares shall be at the fair value to be fixed by an Independent Chartered Accountant.
3. Interest shall be paid at the rate of 6% per annum calculated from the date of allotment till redemption of the Debentures, if not converted into shares. Such interest shall be paid on annual/prorata basis.
4. These terms may be mutually changed with the consents of the parties.
5. The Debentures can be redeemed after the expiry of the 3rd year and before the end of the 5th year from the date of issue of Debentures at the option of the Debenture holders. If the debenture holders do not exercise the aforesaid option then company will redeem the debentures on the expiry of 5 years from the date of their allotment.
6. The Debentures shall be transferable to individuals and companies and subject to the provisions of the Companies Act, 2013 and Memorandum and Articles of Association of the Company.

**The borrowing is non interest bearing.

The property loan is secured by property in the name of the company. It bears a fixed interest rate for the first two years at 2.58% p.a. and subsequently at the prevailing 3 months SIBOR plus 3%.

Particulars	As at 31 March 2022	Amount in Rs. Lacs As at 31 March 2021
Note:20		
Other Financial Liabilities		
Security Deposit Accepted Against Lease Agreement	168	166
TOTAL	<u>168</u>	<u>166</u>

Particulars	As at 31 March 2022	Amount in Rs. Lacs As at 31 March 2021
Note:21		
Deferred Tax Liabilities (Net)		
Property, Plant and Equipment	(77)	(1)
Difference in Carrying value and Tax base of investment measured at FVTPL	154	3
MAT Credit Entitlements	(34)	-
TOTAL	<u>43</u>	<u>2</u>

Particulars	As at 31 March 2022	Amount in Rs. Lacs As at 31 March 2021
Note:22		
Borrowings		
22.1 Secured:		
Overdraft against TDRs from Nationalised Banks @	100	5,150
Property Loan #	67	65
TOTAL	<u>167</u>	<u>5,215</u>
22.2 Unsecured		
Loan From Directors @	749	20,556
Loans from Enterprises over which KMP are able to exercise significant influence @	8,058	36,013
TOTAL	<u>8,807</u>	<u>56,569</u>
GRAND TOTAL	<u>8,974</u>	<u>61,784</u>

The property loan is secured by property in the name of the company. It bears a fixed interest rate for the first two years at 2.58% p.a. and subsequently at the prevailing 3 months SIBOR plus 3%.

@ Loans from Directors are non interest bearing and for others interest varies from 9% to 11%.

Particulars	As at 31 March 2022	Amount in Rs. Lacs As at 31 March 2021
Note:23		
Trade Payables		
23.1 (a) Total Outstanding Dues of Micro Enterprises and Small Enterprises	-	-
23.2 (b) Total Outstanding Dues of Creditors other than Micro Enterprises and Small Enterprises	<u>31,260</u>	<u>42,207</u>
TOTAL	<u>31,260</u>	<u>42,207</u>

There is no amount due to Micro Enterprises and Small Enterprises, based on the records and the information received from suppliers.

Aging of Trade Payables as on 31 March, 2022

Particulars	Outstanding for following periods from due date of payment				
	Less than 1 year	1 year to 2 years	2 years to 3 years	More than 3 years	Total
i) Micro Enterprises & Small Enterprises	-	-	-	-	-
ii) Others	31,249	#	2	9	31,260
iii) Disputed Dues - Micro Enterprises & Small Enterprises	-	-	-	-	-
iv) Disputed Dues - Others	-	-	-	-	-
Total	31,249	#	2	9	31,260
Add: Unbilled Trade Payables (Others)					-
Total					31,260
# Amount less than Rs. 50000/-					

Aging of Trade Payables as on 31 March, 2021

Particulars	Outstanding for following periods from due date of payment				
	Less than 1 year	1 year to 2 years	2 years to 3 years	More than 3 years	Total
i) Micro Enterprises & Small Enterprises	-	-	-	-	-
ii) Others	42,182	2	#	23	42,207
iii) Disputed Dues - Micro Enterprises & Small Enterprises	-	-	-	-	-
iv) Disputed Dues - Others -	-	-	-	-	-
Total	42,182	2	#	23	42,207
Add: Unbilled Trade Payables (Others)					-
Total					42,207
# Amount less than Rs. 50000/-					

Particulars	As at 31 March 2022	Amount in Rs. Lacs As at 31 March 2021
Note:24		
Other Financial Liabilities		
Due to Directors	-	#
Unclaimed Dividend	13	17
Security Deposit Accepted Against Lease Agreement	1	1
Outstanding Liabilities	<u>281</u>	<u>358</u>
TOTAL	<u>295</u>	<u>376</u>

Amount less than Rs. 50000/-

Particulars	As at 31 March 2022	Amount in Rs. Lacs As at 31 March 2021
Note:25		
Provisions		
Provision for losses in Associate Companies	<u>1,897</u>	<u>1,965</u>
TOTAL	<u>1,897</u>	<u>1,965</u>

Particulars	As at 31 March 2022	Amount in Rs. Lacs As at 31 March 2021
Note:26		
Other Current Liabilities		
Advances from customers	2	1,109
Rent Received in Advance	114	111
Statutory Liabilities	<u>322</u>	<u>425</u>
TOTAL	<u>438</u>	<u>1,645</u>

Particulars	As at 31 March 2022	Amount in Rs. Lacs As at 31 March 2021
Note:27		
Current Tax Liabilities (Net)		
Provision for Income Tax	229	-
Less: Advance Income Tax and Tax Deducted at Source	149	-
TOTAL	<u>80</u>	<u>-</u>

Particulars	Year Ended 31-March 2022	Year Ended 31-March 2021
Note:28		
Revenue from Operations		
Sales- Trading Items	3,39,666	3,11,686
Sales- Solar Power	19	19
TOTAL	<u>3,39,685</u>	<u>3,11,705</u>

28.1 Revenue from Contracts with Customers:

I. Revenue from contracts with customers disaggregated based on geography:

Particulars	Year Ended 31-March 2022	Year Ended 31-March 2021
Domestic	70,670	18,593
Exports	2,69,015	2,93,112
TOTAL	<u>3,39,685</u>	<u>3,11,705</u>

II. Reconciliation of gross revenue with the revenue from contracts with customers:

Particulars	Year Ended 31-March 2022	Year Ended 31-March 2021
Gross Revenue	3,39,685	3,11,705
Less: Discounts and Incentives	-	-
Net Revenue recognised from contracts with customers	<u>3,39,685</u>	<u>3,11,705</u>

III. Revenue recognised from contract liability (Advance from customers):

Particulars	As at 31 March 2022	As at 31 March 2021
Closing Contract liability	2	1,109
Net Revenue recognised from contracts with customers	<u>2</u>	<u>1,109</u>

The contract liability outstanding at the beginning of the year was Rs.1109 Lacs of which revenue of Rs.630 Lacs recognised during the year ended 31 March, 2022, Rs.43 Lacs recognised against sale of land and Rs.436 Lacs refunded to customer during the year.

Particulars	Year Ended 31-March 2022	Year Ended 31-March 2021
Note:29		
Other Income		
Dividend Income (Gross)	397	4
Interest on Other Loans & Advances	158	90
Interest Earned on Bank Deposits held for Business Purposes & Others	618	1,056
Interest Rceived on Income Tax Refund	123	9
Net Gain on Disposal of Property, Plant and Equipments	-	26
Derecognition of Fair Value adjustment of debentures	-	1,476
Net Gain on Investments *	-	4,253
Rental Income	670	642
Net Gain on Foreign Currency Transactions	2,315	-
Miscellaneous Income	303	21
TOTAL	<u>4,584</u>	<u>7,577</u>

*Includes fair value gain amounting to Rs. 1123 Lacs for year ended 31 March, 2021

Particulars	Amount in Rs. Lacs	
	Year Ended 31-March 2022	Year Ended 31-March 2021
Note:30		
Purchases of Stock-in-Trade		
Purchases of Traded Goods	3,36,934	3,08,211
TOTAL	<u>3,36,934</u>	<u>3,08,211</u>

Particulars	Amount in Rs. Lacs	
	Year Ended 31-March 2022	Year Ended 31-March 2021
Note:31		
Changes in Inventories of Stock in Trade		
Inventories at the beginning of the year		
Traded goods	29	591
Real Estate (Work-in-Progress)	229	229
	<u>258</u>	<u>820</u>
Inventories at the end of the year		
Traded goods	561	29
Real Estate (Work-in-Progress)	229	229
	<u>790</u>	<u>258</u>
	<u>(532)</u>	<u>562</u>

Particulars	Amount in Rs. Lacs	
	Year Ended 31-March 2022	Year Ended 31-March 2021
Note:32		
Employee Benefit Expenses		
Salaries, Wages and Bonus	486	445
Contribution to Provident and other Funds	17	17
Gratuity	3	3
Director Remuneration	42	42
Staff Welfare and Other Expenses	12	10
TOTAL	<u>560</u>	<u>517</u>

Particulars	Amount in Rs. Lacs	
	Year Ended 31-March 2022	Year Ended 31-March 2021
Note:33		
Finance Cost		
Interest	2,742	3,805
Bank Charges	444	534
TOTAL	<u>3,186</u>	<u>4,339</u>

Particulars	Amount in Rs. Lacs	
	Year Ended 31-March 2022	Year Ended 31-March 2021
Note:34		
Other Expenses		
Electricity Expenses	36	54
Insurance	31	47
Rent	117	134
Rates & Taxes	20	33
Net Loss on Foreign Currency Transactions	-	4,705
Repairs & Maintenance:		
Building	55	84
Others	40	45
Legal and Professional Expenses	184	223

Selling & Distribution Expenses	3	4
Travelling & Conveyance	80	35
Communication Expenses	10	9
Miscellaneous Expenses	112	88
Security Charges	24	24
Expenditure on Corporate Social Responsibility	45	117
Net Loss on Investments*	364	-
Net Loss on Disposal of Property, Plant and Equipments	21	-
Payment to Auditors :		
Statutory Audit Fee	4	7
Tax Audit Fee	-	1
Allowance for credit loss / doubtful advance	840	1,114
Provision for Impairment of investment in NH2 Shares	-	592
Bad Debts	-	2,183
Directors' Sitting Fee	#	#
TOTAL	1,986	9,499

*Includes fair value gain amounting to Rs. 130 Lacs for year ended 31 March, 2022

Amount less than Rs. 50000/-

Particulars	As at 31 March 2022	Amount in Rs. Lacs As at 31 March 2021
--------------------	----------------------------	---

Note:35

Contingent Liabilities:-

Holding company

Corporate Guarantees issued by the Company to certain banks on behalf of one of its subsidiary	1,903 (USD 2.5 Million)	5,909 (USD 8 Million)
--	----------------------------	--------------------------

Corporate Guarantees issued by the Company to Nationalised banks on behalf of associate companies	42,061	42,061
---	--------	--------

Corporate Guarantees issued by the Company to Nationalised banks on behalf of one of its wholly owned subsidiary	32,700	38,100
--	--------	--------

Subsidiary Company

Discounted foreign usance bills under bills for collection and letter of Guarantee opened by bank	52 (USD 0.07 Million)	119 (USD 0.16 Million)
---	--------------------------	---------------------------

Particulars	Year Ended 31-March 2022	Year Ended 31-March 2021
--------------------	---------------------------------	---------------------------------

Note:36

Income taxes expense

Tax expense/(credit) recognized in the Statement of Profit and Loss

Current tax

Current income tax charge	435	16
Adjustments in respect of current income tax of prior years	143	(19)
Total current tax expense	578	(3)

Deferred tax

Deferred tax charge/(credit)	7	234
MAT Credit (taken)/utilised	(125)	-
Total deferred income tax expense/(credit)	(118)	234
Total income tax expense	460	231

Particulars	Amount in Rs. Lacs	
	Year Ended 31-March 2022	Year Ended 31-March 2021
Note:37		
a) Corporate Social Responsibility		
Amount required to be spent by the company	45	116
Amount approved by the board to be spent during the year	45	116
Amount Spent during the year on:-		
(i) on construction of Asset	-	-
(ii) on purpose other than (i) above	45	117
Excess/(Shortfall) at the end of the year	-	1
Total of Previous Year's Shortfall	-	-
Reason for Shortfall	NA	NA
Nature of CSR Activities	As per Schedule VII	As per Schedule VII
Details of Related Party Transactions	-	1
Whether a provision is made in respect of liability incurred by entering into a contractual obligation?	NA	NA

Note:38

Capital Management

The Group's objectives when managing capital are to safeguard its ability to continue as a going concern, so that it can continue to provide returns for shareholders and benefits for other stakeholders, and maintain an optimal capital structure to maximise shareholder's value. In order to maintain or achieve a capital structure that maximises the shareholder value, the Group allocates its capital for distribution as dividend or re-investment into business based on its long term financial plans. As at March 31, 2022, the Group has only one class of equity shares and has no debts. Hence, there were no externally imposed capital requirements.

Dividends	2021-2022	2020-2021
Dividend on equity shares paid during the year	Nil	Nil
Final dividend for the year ended 31 March, 2022 of Nil (31 March, 2021 Nil) per equity share of Rs.10/- each	Nil	Nil
Interim dividend for the year ended 31 March, 2022 of Nil (31 March, 2021 Nil (Pre Bonus)) per equity share of Rs.10/- each	Nil	Nil
Dividend distribution tax on the above dividends	Nil	Nil

The Group's policy is to maintain a strong capital base so as to maintain investor, creditor and market confidence and to sustain future development of the business. Management monitors the return on capital as well as the level of dividends to ordinary shareholders.

The Group manages its capital structure and makes adjustments in light of changes in economic conditions and the requirements of the financial covenants. To maintain or adjust the capital structure, the Group may adjust the dividend payment to shareholders, return capital to shareholders or issue new shares

In absence of any external borrowings, the Group was not required to adhere to externally imposed conditions relating to capital requirements and hence there is no question of any delay or default during the period covered under these financial statements with respect to payment of principal and interest. Lenders are group companies and they have not raised any matter that may lead to breach of covenants stipulated in the underlying documents.

The Group monitors its capital using gearing ratio, which is net debt divided to total equity. Net debt includes, interest bearing loans and borrowings less cash and cash equivalents.

Particulars	Amount in Rs. Lacs	
	As at 31 March 2022	As at 31 March 2021
Net Debt	30,240	95,366
Total Equity	1,08,302	1,05,961
Net Debt to Equity Ratio	0.28	0.90

Note:39

Financial Instruments

Methods and assumptions used to estimate the fair values

The fair values of the financial assets and liabilities are included at the amount at which the instrument could be exchanged in a current transaction between willing parties, other than in a forced or liquidation sale.

The following methods and assumptions were used to estimate the fair values:

In respect of investments in listed equity instruments and mutual fund, the fair values represents available quoted market price or net realisable value at the Balance Sheet date.

The carrying amounts of receivables and payables which are short term in nature such as trade receivables, other bank balances, deposits, trade payables and cash and cash equivalents are considered to be the same as their fair values. Further, management also assessed the carrying amount of certain non-current loans which are a reasonable approximation of their fair values and the difference between the carrying amounts and fair values is not expected to be significant.

The fair values for long term loans, long term security deposits given and remaining non current financial assets were calculated based on cash flows discounted using a current lending rate. They are classified as level 3 fair values in the fair value hierarchy due to the inclusion of unobservable inputs.

The fair values of long term security deposits taken, non-current borrowings and remaining non current financial liabilities are based on discounted cash flows using a current borrowing rate. They are classified as level 3 fair values in the fair value hierarchy due to the use of unobservable inputs.

For financial assets and liabilities that are measured at fair value, the carrying amounts are equal to the fair values.

Categories of financial instruments

The Company uses the following hierarchy for determining and disclosing the fair value of financial instruments by valuation technique:

Level 1: unadjusted quoted prices in active markets for identical assets or liabilities.

Level 2: directly or indirectly observable market inputs, other than Level 1 inputs; and

Level 3: inputs which are not based on observable market data

Particulars	As at 31 March, 2022		Amount in Rs. Lacs As at 31 March, 2021	
	Carrying values	Fair value	Carrying values	Fair value
Financial assets				
Measured at amortised cost :				
Investments in Government securities	-	-	#	#
Investment in equity and preference shares of Other Companies	4,650	4,650	-	-
Investment Others	200	200	-	-
Trade receivables	1,25,848	1,25,848	2,05,018	2,05,018
Cash and Bank balances	11,191	11,191	10,346	10,346
Loans	5,671	5,671	6,634	6,634
Other financial assets	10,924	10,924	16,599	16,599
Total (A)	1,58,484	1,58,484	2,38,597	2,38,597
Measured at fair value through profit or loss				
Investment in equity shares of Other Companies	735	735	545	545
Investment in Mutual Funds	224	224	506	506
Investment in Other Funds	66	66	122	122
Total (B)	1,025	1,025	1,173	1,173
Total Financial assets (A+B)	1,59,509	1,59,509	2,39,770	2,39,770
Financial liabilities				
Measured at amortised cost :				
Borrowing \$	34,270	34,270	1,02,536	1,02,536
Trade payables	31,260	31,260	42,207	42,207
Lease Liabilities	-	-	-	-
Other financial liabilities	463	463	542	542
Total Financial liabilities	65,993	65,993	1,45,285	1,45,285

\$ includes current maturities of long term debts

Amount less than Rs. 50000/-

Note:40

Financial Risk Management

The Company's financial risk management is an integral part of how to plan and execute its business strategies. The Company's financial risk management policy is set by the Managing Board. The details of different types of risk and management policy to address these risks are listed below:

The Company's activities are exposed to various risks viz. Credit risk, Liquidity risk and Market risk. In order to minimise any adverse effects on the financial performance of the Company, it uses various instruments and follows policies set up by the Board of Directors / Management.

a. Credit Risk :

Credit risk arises from the possibility that counter party will cause financial loss to the Company by failing to discharge its obligation as agreed.

Credit risks from balances with banks are managed in accordance with the Company policy. For derivative and financial instruments, the Company attempts to limit the credit risk by only dealing with reputable banks having high credit-ratings assigned by credit-rating agencies.

Based on the industry practices and business environment in which the Company operates, management considers that the trade receivables are in default if the payment are more than 2 years past due.

Trade receivables primarily consists of Outstanding against exports sales and sales to certain domestic customers with no significant concentration of credit risk. The outstanding trade receivables are regularly monitored and appropriate action is taken for collection of overdue receivables.

Table showing age of gross trade receivables and movement in expected credit loss allowance: Amount in Rs. Lacs

Age of receivables	As at 31 March, 2022	As at 31 March, 2021
Within the credit period		
1-90 days past due	50,871	89,616
91-180 days past due	21,833	42,838
181-270 days past due	21,723	51,823
More than 270 days past due	31,841	20,741
Total	<u>1,26,268</u>	<u>2,05,018</u>
Movement in the expected credit allowance	As at 31 March, 2022	As at 31 March, 2021
Balance at the beginning of the year	1,099	-
Net movement in expected credit loss on writing off the receivables	-	-
Net movement in expected credit loss allowance on trade receivables calculated at lifetime expected credit losses	455	1,099
Total	<u>1,554</u>	<u>1,099</u>

The Company is taking adequate steps for recovery of overdue debts and advances and wherever necessary, adequate provisions as per expected credit loss model have been made.

b. Liquidity Risk

Liquidity risk is the risk that the Company will encounter difficulty in meeting obligations associated with financial liabilities that are settled by delivering cash or another financial asset. The Company liquidity risk management policies include to, at all times ensure sufficient liquidity to meet its liabilities when they are due, by maintaining adequate sources of financing from both domestic and international banks at an optimised cost. In addition, processes and policies related to such risks are overseen by senior management. The Company's senior management monitors the Company's net liquidity position through rolling forecasts on the basis of expected cash flows.

Maturity of Financial Liabilities

The table below provides details regarding the remaining contractual maturities of financial liabilities at the reporting date based on contractual undcounted payments

As on 31 March, 2022	< 1 Year	1 - 5 year	> 5 year	Total
Borrowings	9,021	25,249	-	34,270
Trade Payables	31,260	-	-	31,260
Other Financial Liabilities	319	51	93	463
As on 31 March, 2021	< 1 Year	1 - 5 year	> 5 year	Total
Borrowings	71,273	31,206	57	1,02,536
Trade Payables	42,207	-	-	42,207
Other Financial Liabilities	384	70	88	542

Financing arrangements

The Company has sufficient sanctioned line of credit from its bankers / financiers; commensurate to its business requirements. The Company reviews its line of credit available with bankers and lenders from time to time to ensure that at all point of time there is sufficient availability of line of credit to handle peak business cycle.

The Company pays special attention to the net operating working capital invested in the business. In this regard, as in previous years, considerable work has been performed to control and reduce collection periods for trade and other receivables, as well as to optimise accounts payable with the support of banking arrangements to mobilise funds and minimise inventories.

c. Market Risk

Market risk is the risk that the fair value or future cash flows of a financial instrument will fluctuate because of changes in market prices. The Company is exposed in the ordinary course of business to risks related to changes in foreign currency exchange rate and interest rate.

(i) Market Risk - Foreign Exchange

Foreign exchange risk arises on all recognised monetary assets and liabilities which are denominated in a currency other than the functional currency of the Company. The Company has foreign currency trade payables and receivables. However, foreign exchange exposure mainly arises from trade receivable and trade payables denominated in foreign currencies.

Foreign currency risk is that risk in which the fair value or future cash flows of a financial instrument will fluctuate because of changes in foreign exchange rates. The Company operates internationally and a portion of its business is transacted in several currencies and therefore the Company is exposed to foreign exchange risk through its overseas sales and purchases in various foreign currencies. The Company hedges the receivables as well as payables by forming view after discussion with Forex Consultant and as per policies set by Management.

The Company does not enter into or trade financial instrument including derivative for speculative purpose.

The carrying amount of the Company's foreign currency denominated monetary assets and monetary liabilities at the end of the reporting period are as follows.

Currencies	Liabilities		Amount in Rs. Lacs Assets	
	As at	As at	As at	As at
	31 March, 2022	31 March, 2021	31 March, 2022	31 March, 2021
US Dollar (USD)	31,086	40,713	49,677	1,88,750

Foreign Currency Exposure

	In Lacs USD
Foreign currency exposure as at 31 March, 2022	
Trade receivables	658
Other receivables	2
Trade payables	408
Foreign currency exposure as at 31 March, 2021	
Trade receivables	2,581
Other receivables	3
Trade payables	551

Particulars of un-hedged foreign currency asset / liability as at Balance Sheet date

Currency	As at 31 March, 2022		As at 31 March, 2021	
	Amount in	Amount	Amount in	Amount
	Foreign Currency (In Lacs)	(In Rs. Lacs)	Foreign Currency (In Lacs)	(In Rs. Lacs)
US Dollar (USD)-Asset	660	49,677	2,584	1,88,750
US Dollar (USD)-Liability	408	31,086	551	40,713

Foreign currency sensitivity

1% increase or decrease in foreign exchange rates will have the following impact on Profit after Tax and impact on Equity

Currencies	Net Impact on profit after Tax and Equity			
	As at	As at	As at	As at
	31 March, 2022	31 March, 2021	31 March, 2022	31 March, 2021
	Increase	Increase	Decrease	Decrease
US Dollar (USD)	186	1,480	(186)	(1,480)
Total	<u>186</u>	<u>1,480</u>	<u>(186)</u>	<u>(1,480)</u>

Note:41
Segment Information (Information about Business Segments) :

The Company operates in two business segments-

- (a) Trading Items
- (b) Real estate etc

Segment Information are as under-

(A) Segment Revenue (Net Sales/ Income)

	Year Ended 31-March 2022	Year Ended 31-March 2021
(a) Trading Items	3,43,005	3,12,783
(b) Real Estate etc.	1,264	6,499
	<u>3,44,269</u>	<u>3,19,282</u>

(B) Segment Results [Profit (+) / Loss(-) Before Tax]

(a) Trading Items	4,132	(5,836)
(b) Real Estate etc.	982	4,775
Net Profit Before Interest	5,114	(1,061)
(c) Interest Expenses	3,186	4,339
Net Profit Before tax	<u>1,928</u>	<u>(5,400)</u>

(C) Segment Assets

	As at 31 March, 2022	As at 31 March, 2021
(a) Trading Items	1,62,066	2,39,066
(b) Real Estate etc.	14,687	15,792
	<u>1,76,753</u>	<u>2,54,858</u>

(D) Segment Liabilities

(a) Trading Items	65,631	1,43,938
(b) Real Estate etc.	2,820	4,959
	<u>68,451</u>	<u>1,48,897</u>

Note:42

Earning Per Share :	2021-22	2020-21
Basic earnings per share :		
Attributable to equity holders of the Company	4.92	(18.86)
Diluted earnings per share :		
Attributable to equity holders of the Company	4.92	(18.86)
Reconciliation of earnings used in calculating earnings per share :		
Basic earnings per share		
Profit attributable to equity holders of the Company used in calculating basic earning per shares (Amount in Rs. Lacs)	1,467	(5,628)
Diluted earnings per share		
Profit attributable to equity holders of the Company used in calculating diluted earning per shares (Amount in Rs. Lacs)	1,467	(5,628)
Weighted average number of Equity shares used as the denominator in calculating basic and diluted earnings per share	2,98,43,865	2,98,43,865

Note:43

Operating Lease:-

The company's significant lease agreement is in respect of operating lease for Premises and the aggregate lease rentals receivable are credited to the Statement of Profit & Loss. The future minimum lease rent receivable under non-cancelable operating lease are as under:-

Particulars	As at 31 March, 2022	Amount in Rs. Lacs As at 31 March, 2021
Not later than one year	122	96
Later than one year and not later than five year	32	86
Later than five year	-	-

Note:44

The form INC-28 for merger scheme of Adyashakti Realtors Ltd. (ARL) with the Company has been approved by the concerned Registrar of Companies. Accordingly, the scheme of Amalgamation of ARL with the Company has become effective w.e.f. 1 April, 2019. Since ARL is the wholly-owned subsidiary of the Company, there will be no issue of shares as consideration. The accounting of the above scheme has been given in the financials under Pooling of Interest method as required under Appendix C of Ind AS 103 "Business Combinations" and the comparative columns of the previous year ending 31 March, 2021 have been restated.

Note:45

The aforesaid consolidated financial results consist of results of the Company and its subsidiary companies - KPL Exports Ltd., Adyashakti Realtors Ltd (merged with the Company w.e.f. 7 December, 2021), Kothari Products Singapore Pvt. Ltd., & Pinehills (Singapore) Pte. Ltd. (ceased to be subsidiary w.e.f. 14 January, 2022) and its associates companies-Sankhya Realtors Pvt. Ltd., Haraparvati Realtors Pvt. Ltd., Subhadra Realtors Pvt. Ltd. & SPPL Hotels Pvt. Ltd..

Note:46

List of Pending Legal Cases

Sl. No.	Name of the Statute	Nature of Dues	Period to which the amount relates	Forum where Dispute is Pending	Opening Amount (In Rs. Lacs) as at 1 April, 2021	Movement (In Rs. Lacs)	Closing balance (In Rs. Lacs) as at 31 March, 2022
1	Income Tax Act	Income Tax	A Y 2009-10	Income Tax Appellate Tribunal	30.04	-	30.04
2	Income Tax Act	Income Tax	A Y 2010-11	Income Tax Appellate Tribunal	28.78	-	28.78
3	Income Tax Act	Income Tax	Block Period	High Court	206.72	-	206.72
4	Income Tax Act	Income Tax	A Y 2001-02	High Court	117.93	-	117.93
5	Income Tax Act	Income Tax	A Y 2008-09	High Court	29.11	-	29.11
6	Income Tax Act	Income Tax	A Y 2018-19	CIT(Appeal)	-	69.53	69.53
7	Income Tax Act	Income Tax	A Y 2020-21	AO	-	10.99	10.99
8	Employee Provident Fund Act	Provident Fund	2009-2010	High Court	2.03	-	2.03
9	Civil Suit	Recovery Case	2016-2017	Commercial Court/ Civil Court/High Court	1,927.09	-	1,927.09
10	Civil Suit	Civil Suit	-	Civil Court	367.00	-	367.00
11	Negotiable Instrument Act	U/s 138 NI Act & U/S 482 CR.P.C.	-	ACMM Court/ High Court	100.00	-	100.00
12	Central Excise Act	Prosecution of Excise Act	-	CJM Court	Amount unascertainable	-	Amount unascertainable
13	C.R.P.C.	U/S 482 CR.P.C.	-	High Court	Amount unascertainable	-	Amount unascertainable
14	M.V. Act	Claim Cases	-	MACT	Amount unascertainable	-	Amount unascertainable

Note: 47

RELATED PARTIES (IND AS- 24)

Reporting Entity : Kothari Products Limited

(a) Person having control/ significant influence over RE or member of KMP

Members of KMP of RE:

Mr. Deepak Kothari
Mr. Mitesh Kothari
Mr. Pramod Kumar Tandon - Independent Director
Dr. Avinash Gupta - Independent Director
Mr. Vikas Chaturvedi - Independent Director
Smt. Poonam Acharya - Independent Director
Mr. Raj Kumar Gupta (Company Secretary)
Mr. Anurag Tandon (CFO)

Relatives of KMP of RE:

Smt. Arti Kothari
Smt. Hemani Gowani

(b) Entity is related to reporting entity

Subsidiaries:

KPL Exports Limited
Kothari Products Singapore Pte Ltd.
Pinehills (Singapore) Pte Ltd.-Ceased to be subsidiary w.e.f. 14 January 2022
Adyashakti Realtor Limited. -Merged with the Company w.e.f. 7 December, 2021

Associates:

Haraparvati Realtors Pvt Ltd.
Shubhadra Realtors Pvt Ltd.
Sankhya Realtors Pvt Ltd.
SPPL Hotels Pvt Ltd.

Person identified in (a) are able to exercise control/significant influence :

Ambakeshwar Realtors Pvt. Ltd.
BKC Properties Pvt. Ltd.
Camelia Griha Nirman Pvt. Ltd.
Dham Securities Pvt. Ltd.
DK Web-Tech Pvt. Ltd.
Ekta Flavours Pvt. Ltd.
Fobos Properties Pvt. Ltd.
H & M Housing Finance & Leasing Pvt. Ltd.
Kripalu Infratech & Builders Pvt. Ltd.
Kothari Detergents Ltd.
Lohewala Constructions Pvt. Ltd.
Mataji Developers Pvt. Ltd.
MK Profinlease Pvt. Ltd.
Nine Two Seven Nine Work Avenue Pvt. Ltd.
Orbus Property Pvt. Ltd.
Pan Parag India Ltd.
Salarpuria Consultants Pvt. Ltd.
Sattva Realtors Pvt Ltd.
Savitrimata Realtors Pvt Ltd.
Sharda Manshkhilal Kothari Charitable Trust
Sequence Properties Pvt. Ltd.
Sukhdham Constructions & Developers Ltd.
Scaffold properties Pvt. Ltd.
Supraja Properties Pvt. Ltd.
Venkatesh Griha Nirman Pvt. Ltd.
Township Real Estate Developers Pvt. Ltd.
Yoga builders Pvt Ltd.

Summary of Transactions:-
Amount in Rs. Lacs

Particulars	Current Year					Previous Year				
	KMP	Relatives of KMP	Subsidiaries	Associates	Enterprises over which Managerial Personnel are able to exercise significant influence Companies	KMP	Relatives of KMP	Subsidiaries	Associates	Enterprises over which Managerial Personnel are able to exercise significant influence Companies
1) Remuneration Paid										
- Short Term Employee Benefits	91	-	-	-	-	82	-	-	-	-
Shri Deepak Kothari	24	-	-	-	-	24	-	-	-	-
Shri Mitesh Kothari	18	-	-	-	-	18	-	-	-	-
Shri Raj Kumar Gupta	10	-	-	-	-	8	-	-	-	-
Shri Anurag Tandon	39	-	-	-	-	32	-	-	-	-
2) Rent paid	-	-	-	-	100	-	10	-	-	108
Smt. Himani Gowani	-	-	-	-	-	-	10	-	-	-
M/s Lohewala Constructions Pvt. Ltd.	-	-	-	-	9	-	-	-	-	9
M/s BKC Properties Pvt. Ltd.	-	-	-	-	31	-	-	-	-	39
M/s Sukhdam Constructions & Developers Ltd.	-	-	-	-	60	-	-	-	-	60
3) Rent Received	-	-	-	-	2	-	-	-	-	3
M/s Ekta Flavours Pvt. Ltd.	-	-	-	-	#	-	-	-	-	#
M/s Kothari Detergents Ltd.	-	-	-	-	#	-	-	-	-	#
M/s Pan Parag India Ltd.	-	-	-	-	2	-	-	-	-	3
M/s Kripalu Infratech & Builders Pvt. Ltd.	-	-	-	-	#	-	-	-	-	#
4) Sale of Goods/Services	-	-	-	-	19	-	-	-	-	19
M/s Sharda Manshkhilal Kothari Charitable Trust	-	-	-	-	19	-	-	-	-	19
5) Sale of Shares (Investment)	-	-	-	-	-	1	-	-	-	4,003
Shri Mitesh Kothari	-	-	-	-	-	1	-	-	-	-
M/s Salarpuria Consultants Pvt. Ltd.	-	-	-	-	-	-	-	-	-	352
M/s Yoga builders Pvt Ltd.	-	-	-	-	-	-	-	-	-	352
M/s Orbus Property Pvt. Ltd.	-	-	-	-	-	-	-	-	-	1,348
M/s Fobos Properties Pvt. Ltd.	-	-	-	-	-	-	-	-	-	964
M/s Mataji Developers Pvt. Ltd.	-	-	-	-	-	-	-	-	-	987
6) Loans Payable:-										
(A) Loan Received During the year	7,391	4	-	22	12,867	16,502	-	-	38	11,644
Shri Deepak Kothari	2,359	-	-	-	-	601	-	-	-	-
Shri Mitesh Kothari	5,032	-	-	-	-	15,901	-	-	-	-
Smt. Arti Kothari	-	4	-	-	-	-	-	-	-	-
M/s Salarpuria Consultants Pvt. Ltd.	-	-	-	-	171	-	-	-	-	1,099
M/s Yoga builders Pvt Ltd.	-	-	-	-	490	-	-	-	-	1,386
M/s Township Real Estate Developers Pvt. Ltd.	-	-	-	-	5,699	-	-	-	-	359
M/s MK Profinlease Pvt. Ltd.	-	-	-	-	1,202	-	-	-	-	826
M/s H & M Housing Finance & Leasing Pvt. Ltd.	-	-	-	-	309	-	-	-	-	646
M/s Haraparvati Realtors Pvt Ltd. (Debentures Issued)	-	-	-	22	-	-	-	-	38	-
M/s Camelia Griha Nirman Pvt. Ltd.	-	-	-	-	98	-	-	-	-	142
M/s Scaffold properties Pvt. Ltd.	-	-	-	-	1,810	-	-	-	-	-
M/s BKC Properties Pvt. Ltd.	-	-	-	-	2,557	-	-	-	-	-
M/s Venkatesh Griha Nirman Pvt. Ltd.	-	-	-	-	403	-	-	-	-	-

M/s BKC Properties Pvt. Ltd. (Debentures Issued)	-	-	-	-	36	-	-	-	-	36
M/s DK Web-Tech Pvt. Ltd. (Debentures Issued)	-	-	-	-	3	-	-	-	-	4
M/s MK Profinlease Pvt. Ltd. (Debentures Issued)	-	-	-	-	11	-	-	-	-	25
M/s Scaffold properties Pvt. Ltd. (Debentures Issued)	-	-	-	-	24	-	-	-	-	1,028
M/s Salarpuria Consultants Pvt. Ltd. (Debentures Issued)	-	-	-	-	8	-	-	-	-	508
M/s Township Real Estate Developers Pvt. Ltd. (Debentures Issued)	-	-	-	-	7	-	-	-	-	1,016
M/s H & M Housing Finance & Leasing Pvt. Ltd. (Debentures Issued)	-	-	-	-	5	-	-	-	-	13
M/s Fobos Properties Pvt. Ltd. (Debentures Issued)	-	-	-	-	2	-	-	-	-	4
M/s Orbus Property Pvt. Ltd. (Debentures Issued)	-	-	-	-	#	-	-	-	-	1
M/s Sequence Properties Pvt. Ltd. (Debentures Issued)	-	-	-	-	#	-	-	-	-	#
M/s Venkatesh Griha Nirman Pvt. Ltd. (Debentures Issued)	-	-	-	-	2	-	-	-	-	2
M/s Ambakeshwar Realtors Pvt. Ltd. (Debentures Issued)	-	-	-	-	2	-	-	-	-	2
M/s Camelia Griha Nirman Pvt. Ltd. (Debentures Issued)	-	-	-	-	5	-	-	-	-	11
M/s Dham Securities Pvt. Ltd. (Debentures Issued)	-	-	-	-	4	-	-	-	-	11
M/s Nine Two Seven Nine Work Avenue Pvt. Ltd. (Debentures Issued)	-	-	-	-	7	-	-	-	-	1,012
M/s Supraja Properties Pvt. Ltd. (Debentures Issued)	-	-	-	-	8	-	-	-	-	8
M/s Ekta Flavours Pvt. Ltd. (Debentures Issued)	-	-	-	-	4	-	-	-	-	5
M/s Pan Parag India Ltd. (Debentures Issued)	-	-	-	-	-	-	-	-	-	1,000
M/s Yoga builders Pvt Ltd. (Debentures Issued)	-	-	-	-	-	-	-	-	-	2,500
(B) Repayment of Loans During the year	27,193	9	-	38	56,269	20,144	-	-	43	4,650
Shri Deepak Kothari	4,478	-	-	-	-	3,730	-	-	-	-
Shri Mitesh Kothari	22,715	-	-	-	-	16,414	-	-	-	-
Smt. Arti Kothari	-	9	-	-	-	-	-	-	-	-
M/s Salarpuria Consultants Pvt. Ltd.	-	-	-	-	4,500	-	-	-	-	1,102
M/s Yoga builders Pvt Ltd.	-	-	-	-	5,700	-	-	-	-	1,388
M/s Township Real Estate Developers Pvt. Ltd.	-	-	-	-	9,550	-	-	-	-	363
M/s MK Profinlease Pvt. Ltd.	-	-	-	-	8,740	-	-	-	-	815
M/s H & M Housing Finance & Leasing Pvt. Ltd.	-	-	-	-	7,287	-	-	-	-	638
M/s Haraparvati Realtors Pvt Ltd. (Debentures Issued)	-	-	-	38	-	-	-	-	43	-
M/s Camelia Griha Nirman Pvt. Ltd.	-	-	-	-	1,763	-	-	-	-	159
M/s Scaffold properties Pvt. Ltd.	-	-	-	-	1,778	-	-	-	-	-
M/s BKC Properties Pvt. Ltd.	-	-	-	-	1,000	-	-	-	-	-
M/s Venkatesh Griha Nirman Pvt. Ltd.	-	-	-	-	375	-	-	-	-	-
M/s BKC Properties Pvt. Ltd. (Debentures Issued)	-	-	-	-	36	-	-	-	-	36
M/s DK Web-Tech Pvt. Ltd. (Debentures Issued)	-	-	-	-	504	-	-	-	-	4
M/s MK Profinlease Pvt. Ltd. (Debentures Issued)	-	-	-	-	2,825	-	-	-	-	25
M/s Scaffold properties Pvt. Ltd. (Debentures Issued)	-	-	-	-	3,128	-	-	-	-	28
M/s Salarpuria Consultants Pvt. Ltd. (Debentures Issued)	-	-	-	-	8	-	-	-	-	8
M/s Township Real Estate Developers Pvt. Ltd. (Debentures Issued)	-	-	-	-	1,816	-	-	-	-	16
M/s H & M Housing Finance & Leasing Pvt. Ltd. (Debentures Issued)	-	-	-	-	1,413	-	-	-	-	13
M/s Fobos Properties Pvt. Ltd. (Debentures Issued)	-	-	-	-	429	-	-	-	-	4
M/s Orbus Property Pvt. Ltd. (Debentures Issued)	-	-	-	-	91	-	-	-	-	1
M/s Sequence Properties Pvt. Ltd. (Debentures Issued)	-	-	-	-	53	-	-	-	-	#
M/s Venkatesh Griha Nirman Pvt. Ltd. (Debentures Issued)	-	-	-	-	235	-	-	-	-	2

M/s Ambakeshwar Realtors Pvt. Ltd. (Debentures Issued)	-	-	-	-	217	-	-	-	-	2
M/s Camelia Griha Nirman Pvt. Ltd. (Debentures Issued)	-	-	-	-	1,180	-	-	-	-	10
M/s Dham Securities Pvt. Ltd. (Debentures Issued)	-	-	-	-	1,201	-	-	-	-	11
M/s Nine Two Seven Nine Work Avenue Pvt. Ltd. (Debentures Issued)	-	-	-	-	1,312	-	-	-	-	12
M/s Supraja Properties Pvt. Ltd. (Debentures Issued)	-	-	-	-	608	-	-	-	-	8
M/s Ekta Flavours Pvt. Ltd. (Debentures Issued)	-	-	-	-	520	-	-	-	-	5
(C) Loans Payable-Closing Balance	749	-	-	2,489	29,753	20,551	5	-	2,527	73,155
Shri Deepak Kothari	56	-	-	-	-	2,175	-	-	-	-
Shri Mitesh Kothari	693	-	-	-	-	18,376	-	-	-	-
Smt. Arti Kothari	-	-	-	-	-	-	5	-	-	-
M/s Salarpuria Consultants Pvt. Ltd.	-	-	-	-	466	-	-	-	-	4,795
M/s Yoga builders Pvt Ltd.	-	-	-	-	3,072	-	-	-	-	8,282
M/s Township Real Estate Developers Pvt. Ltd.	-	-	-	-	508	-	-	-	-	4,359
M/s MK Profinlease Pvt. Ltd.	-	-	-	-	1,889	-	-	-	-	9,427
M/s H & M Housing Finance & Leasing Pvt. Ltd.	-	-	-	-	398	-	-	-	-	7,375
M/s Haraparvati Realtors Pvt Ltd. (Debentures Issued)	-	-	-	2,489	-	-	-	-	2,527	-
M/s Camelia Griha Nirman Pvt. Ltd.	-	-	-	-	109	-	-	-	-	1,773
M/s Scaffold properties Pvt. Ltd.	-	-	-	-	32	-	-	-	-	-
M/s BKC Properties Pvt. Ltd.	-	-	-	-	1,557	-	-	-	-	-
M/s Venkatesh Griha Nirman Pvt. Ltd.	-	-	-	-	28	-	-	-	-	-
M/s BKC Properties Pvt. Ltd. (Debentures Issued)	-	-	-	-	4,129	-	-	-	-	4,129
M/s DK Web-Tech Pvt. Ltd. (Debentures Issued)	-	-	-	-	3	-	-	-	-	505
M/s MK Profinlease Pvt. Ltd. (Debentures Issued)	-	-	-	-	620	-	-	-	-	3,434
M/s Scaffold properties Pvt. Ltd. (Debentures Issued)	-	-	-	-	1,604	-	-	-	-	4,708
M/s Salarpuria Consultants Pvt. Ltd. (Debentures Issued)	-	-	-	-	1,503	-	-	-	-	1,503
M/s Township Real Estate Developers Pvt. Ltd. (Debentures Issued)	-	-	-	-	1,791	-	-	-	-	3,600
M/s H & M Housing Finance & Leasing Pvt. Ltd. (Debentures Issued)	-	-	-	-	995	-	-	-	-	2,403
M/s Fobos Properties Pvt. Ltd. (Debentures Issued)	-	-	-	-	30	-	-	-	-	457
M/s Orbus Property Pvt. Ltd. (Debentures Issued)	-	-	-	-	159	-	-	-	-	250
M/s Sequence Properties Pvt. Ltd. (Debentures Issued)	-	-	-	-	227	-	-	-	-	280
M/s Venkatesh Griha Nirman Pvt. Ltd. (Debentures Issued)	-	-	-	-	96	-	-	-	-	329
M/s Ambakeshwar Realtors Pvt. Ltd. (Debentures Issued)	-	-	-	-	2	-	-	-	-	217
M/s Camelia Griha Nirman Pvt. Ltd. (Debentures Issued)	-	-	-	-	405	-	-	-	-	1,581
M/s Dham Securities Pvt. Ltd. (Debentures Issued)	-	-	-	-	30	-	-	-	-	1,227
M/s Nine Two Seven Nine Work Avenue Pvt. Ltd. (Debentures Issued)	-	-	-	-	1,552	-	-	-	-	2,857
M/s Supraja Properties Pvt. Ltd. (Debentures Issued)	-	-	-	-	314	-	-	-	-	914
M/s Ekta Flavours Pvt. Ltd. (Debentures Issued)	-	-	-	-	4	-	-	-	-	520
M/s Yoga builders Pvt Ltd. (Debentures Issued)	-	-	-	-	2,736	-	-	-	-	2,736
M/s Pan Parag India Ltd. (Debentures Issued)	-	-	-	-	5,400	-	-	-	-	5,400
M/s Kothari Detergents Ltd. (Debentures Issued)	-	-	-	-	46	-	-	-	-	46
M/s Lohewala Constructions Pvt. Ltd. (Debentures Issued)	-	-	-	-	48	-	-	-	-	48
7) Loans Receivable:-										
(A) Loan Given During the year	2	-	-	-	54	-	-	-	70	-
M/s M.K Web-tech Pvt Ltd	-	-	-	-	9	-	-	-	-	-
M/s Savitrimata Realtors Pvt Ltd.	-	-	-	-	9	-	-	-	-	-
M/s Sattva Realtors Pvt Ltd.	-	-	-	-	36	-	-	-	70	-

Shri Raj Kumar Gupta	2	-	-	-	-	-	-	-	-	-
(B) Repayment of Loans During the year	-	-	-	-	1,030	-	-	-	-	-
M/s M.K Web-tech Pvt Ltd	-	-	-	-	310	-	-	-	-	-
M/s Savitrimata Realtors Pvt Ltd.	-	-	-	-	195	-	-	-	-	-
M/s Sattva Realtors Pvt Ltd.	-	-	-	-	525	-	-	-	-	-
(C) Loans Receivable-Closing Balance	2	-	-	5,518	-	-	-	-	6,007	488
M/s M.K Web-tech Pvt Ltd	-	-	-	-	-	-	-	-	-	302
M/s Savitrimata Realtors Pvt Ltd.	-	-	-	-	-	-	-	-	-	186
M/s Sankhya Realtors Pvt Ltd.	-	-	-	3,362	-	-	-	-	3,362	-
M/s Sattva Realtors Pvt Ltd.	-	-	-	-	-	-	-	-	489	-
M/s Shubhadra Realtors Pvt Ltd.	-	-	-	2,156	-	-	-	-	2,156	-
Shri Raj Kumar Gupta	2	-	-	-	-	-	-	-	-	-
8) Outstanding Payable:-										
(A) Credited During the year (Rent)	-	3	-	-	-	-	3	-	-	-
Smt. Arti Kothari	-	3	-	-	-	-	3	-	-	-
(B) Paid During the year (Rent)	-	3	-	-	-	-	6	-	-	-
Smt. Arti Kothari	-	3	-	-	-	-	6	-	-	-
(C) Outstanding Payable-Closing Balance	-	-	-	-	-	-	#	-	-	-
Smt. Arti Kothari	-	-	-	-	-	-	#	-	-	-
9) Interest Income	-	-	-	-	60	-	-	-	75	1
M/s M.K Web-tech Pvt Ltd	-	-	-	-	10	-	-	-	-	1
M/s Savitrimata Realtors Pvt Ltd.	-	-	-	-	10	-	-	-	-	#
M/s Sattva Realtors Pvt Ltd.	-	-	-	-	40	-	-	-	75	-
10) Interest Cost	-	-	-	24	2,599	#	2	-	42	3,584
Shri Deepak Kothari	-	-	-	-	-	#	-	-	-	-
Shri Mitesh Kothari	-	-	-	-	-	#	-	-	-	-
Smt. Arti Kothari	-	-	-	-	-	-	2	-	-	-
M/s Haraparvati Realtors Pvt Ltd. (Debentures Issued)	-	-	-	24	-	-	-	-	42	-
M/s Salarpuria Consultants Pvt. Ltd.	-	-	-	-	190	-	-	-	-	439
M/s Yoga builders Pvt Ltd.	-	-	-	-	544	-	-	-	-	758
M/s Township Real Estate Developers Pvt. Ltd.	-	-	-	-	451	-	-	-	-	417
M/s MK Profinlease Pvt. Ltd.	-	-	-	-	736	-	-	-	-	946
M/s H & M Housing Finance & Leasing Pvt. Ltd.	-	-	-	-	348	-	-	-	-	732
M/s BKC Properties Pvt. Ltd.	-	-	-	-	103	-	-	-	-	40
M/s DK Web-Tech Pvt. Ltd.	-	-	-	-	3	-	-	-	-	5
M/s Scaffold properties Pvt. Ltd.	-	-	-	-	63	-	-	-	-	31
M/s Salarpuria Consultants Pvt. Ltd.	-	-	-	-	9	-	-	-	-	9
M/s Fobos Properties Pvt. Ltd.	-	-	-	-	2	-	-	-	-	4
M/s Orbus Property Pvt. Ltd.	-	-	-	-	#	-	-	-	-	1
M/s Sequence Properties Pvt. Ltd.	-	-	-	-	#	-	-	-	-	1
M/s Venkatesh Griha Nirman Pvt. Ltd.	-	-	-	-	6	-	-	-	-	2
M/s Ambakeshwar Realtors Pvt. Ltd.	-	-	-	-	2	-	-	-	-	2

M/s Camelia Griha Nirman Pvt. Ltd.	-	-	-	-	115	-	-	-	-	158
M/s Dham Securities Pvt. Ltd.	-	-	-	-	5	-	-	-	-	12
M/s Nine Two Seven Nine Work Avenue Pvt. Ltd.	-	-	-	-	8	-	-	-	-	13
M/s Supraja Properties Pvt. Ltd.	-	-	-	-	9	-	-	-	-	9
M/s Ekta Flavours Pvt. Ltd.	-	-	-	-	5	-	-	-	-	5
11) Amortisation Cost of Debentures Issued	-	-	-	22	-	-	-	-	1,476	-
M/s Haraparvati Realtors Pvt Ltd. (Debentures Issued)	-	-	-	22	-	-	-	-	1,476	-
12) Director Sitting Fees	#	-	-	-	-	#	-	-	-	-
Shri Pramod Kumar Tandon	#	-	-	-	-	#	-	-	-	-
Dr. Avinash Gupta	#	-	-	-	-	#	-	-	-	-
Shri Vikas Chaturvedi	#	-	-	-	-	#	-	-	-	-
Smt. Poonam Acharya	#	-	-	-	-	#	-	-	-	-
13) Corporate Guarantee Given to Banks (Contingent Liability)										
(A) Corporate Guarantee Cancelled During the year	-	-	5,909	-	-	-	-	17,887	-	-
On behalf of M/s Kothari Products Singapore Pte Ltd.	-	-	5,909	-	-	-	-	17,887	-	-
(B) Enhancement/(Reduction) in Corporate Guarantee During the year	-	-	(5,400)	-	-	-	-	-	-	-
On behalf of M/s KPL Exports Limited	-	-	(5,400)	-	-	-	-	-	-	-
(C) Corporate Guarantee Issued During the year	-	-	1,903	-	-	-	-	-	-	-
On behalf of M/s Kothari Products Singapore Pte Ltd.	-	-	1,903	-	-	-	-	-	-	-
(D) Corporate Guarantee- At the End of the year	-	-	34,603	42,061	-	-	-	44,009	42,061	-
On behalf of M/s Kothari Products Singapore Pte Ltd.	-	-	1,903	-	-	-	-	5,909	-	-
On behalf of M/s KPL Exports Limited	-	-	32,700	-	-	-	-	38,100	-	-
On behalf of M/s Haraparvati Realtors Pvt Ltd.	-	-	-	19,500	-	-	-	-	19,500	-
On behalf of M/s SPPL Hotels Pvt Ltd.	-	-	-	22,561	-	-	-	-	22,561	-

Amount less than Rs. 50000/-

Note:48

Disclosure as per Schedule V of the Securities and Exchange Board of India (Listing Obligations and Disclosure Requirements) Regulations, 2015 and Section 186(4) of the Companies Act, 2013.

(a) Loans / advances in the nature of loan outstanding from subsidiary, associates , other related parties and others are as below:-

Amount in Rs. Lacs

Particulars	Debts outstanding as at 31 March, 2022	Maximum balance outstanding for the year ended 31 March, 2022	Debts outstanding as at 31 March, 2021	Maximum balance outstanding for the year ended 31 March, 2021
Associates				
Shubhadra Realtors Private Limited (non interest bearing)	2,156	2,156	2,156	2,156
Sankhya Realtors Private Limited (non interest bearing)	3,362	3,362	3,362	3,362
Other Related Parties				
Sattva Realtors Private Limited (interest rate 18.00%)	-	525	489	489
Real Griha Nirman Private Limited (interest rate 11.00%)	37	37	33	33
Savitrimata Realtors Private Limited (interest rate 11.00%)	-	195	186	186
MK Web-Tech Private Limited (interest rate 7.00%)	-	311	302	302
Others				
Bhojeshwar Realtors Private Limited (interest rate 11.00%)	116	116	106	106

The above loans have been given for business purpose except loan given to associates which are in form of Joint Venture Deposit.

(b) Details of Investments made and guarantees provided are given in Note 4, Note 10 and Note 35.

Note:49

Other Statutory Information

- (i) The Group do not have any Benami property, where any proceeding has been initiated or pending against the Group for holding any Benami property.
- (ii) The Group do not have any transactions with companies struck off.
- (iii) The Group do not have any charges or satisfaction which is yet to be registered with ROC beyond the statutory period.
- (iv) The Group have not traded or invested in Crypto currency or Virtual Currency during the financial year.
- (v) The Group have not advanced or loaned or invested funds to any other person(s) or entity(ies), including foreign entities (Intermediaries) with the understanding that the Intermediary shall:
 - (a) directly or indirectly lend or invest in other persons or entities identified in any manner whatsoever by or on behalf of the company (Ultimate Beneficiaries) or
 - (b) provide any guarantee, security or the like to or on behalf of the Ultimate Beneficiaries
- (vi) The Group have not received any fund from any person(s) or entity(ies), including foreign entities (Funding Party) with the understanding (whether recorded in writing or otherwise) that the Group shall:
 - (a) directly or indirectly lend or invest in other persons or entities identified in any manner whatsoever by or on behalf of the Funding Party (Ultimate Beneficiaries) or
 - (b) provide any guarantee, security or the like on behalf of the Ultimate Beneficiaries
- (vii) The Group have not any such transaction which is not recorded in the books of accounts that has been surrendered or disclosed as income during the year in the tax assessments under the Income Tax Act, 1961 (such as, search or survey or any other relevant provisions of the Income Tax Act, 1961.)
- (viii) The quarterly returns or statements of current assets filed by the Group with banks or financial institutions are in agreement with the books of accounts.

Note:50

Figures for the previous year have been regrouped / reclassified , wherever considered necessary.

As per our report of even date attached hereto.

For and on behalf of the Board

For G.M. Kapadia & Co.
 CHARTERED ACCOUNTANTS
 Firm Registration No. 104767W

DEEPAK KOTHARI
 Chairman & Managing Director
 DIN. 00088973

MITESH KOTHARI
 Executive Director
 DIN.00089076

ATUL SHAH
 Partner
 Membership No.039569

RAJ KUMAR GUPTA
 Company Secretary
 & Compliance Officer
 Membership No.FCS3281

ANURAG TANDON
 Chief Financial Officer

Place: Mumbai
 Date : 30 May, 2022

Place: Kanpur
 Date : 30 May, 2022

Place: Kanpur
 Date : 30 May, 2022

SALIENT FEATURES OF FINANCIAL STATEMENTS OF SUBSIDIARIES / ASSOCIATES AS PER COMPANIES ACT, 2013
PART-A: SUBSIDIARIES

(Amount in Rs. Lacs)

Sl. No.	Name of Subsidiary	Financial Year Ending on	Share Capital	Reserves	Total Assets	Total Liabilities	Details of Investments			Turnover (including Other Income)	Profit Before Taxation	Provision for Taxation	Profit After taxation	Proposed Dividend	Extent of holding
							Non Quoted & Trade		Total Investment						
							(a) Shares	(b) Others							
1	KPL Exports Limited	31 March, 2022	600	19,099	90,446	90,446	-	-	1,25,685	750	6	744	-	100%	
2	Kothari Products Singapore Pte Ltd.														
3	Pinehills (Singapore) Pte. Ltd. (100% subsidiary of Kothari Products Singapore Pte. Ltd.)*	31 March, 2022	33,312	8,231	42,965	42,965	-	-	1,07,217	141	(3)	144	-	99.9998%	

*The reporting currency of Financials of M/s Kothari Products Singapore Pte Ltd and its 100% subsidiary Pinehills (Singapore) Pte Ltd are in USD(\$) and conversion rate applied is 1USD = Rs. 75.30 and figures are as per audited consolidated financials of Kothari Products Singapore Pte. Ltd. .M/s Pinehills (Singapore) Pte. Ltd. ceased to be subsidiary w.e.f. 14 January, 2022

PART-B: ASSOCIATES

(Amount in Rs. Lacs)

Sl. No.	Name of Associates/ Joint Venture	Latest Audited Balance Sheet Date	Shares of Associate held by the Company on the Year End		Net-Worth attributable to Shareholding as per latest audited Balance Sheet	Profit/Loss for the year		Description of how there is Significant Influence	Reason why the Associate is not consolidated
			Amount of Investment in Associate	Extent of holding		Considered in Consolidation	Not Considered in Consolidation		
1	Harapanvati Realtors Private Limited	31 March, 2022	25000	1,624	4,782	146	146	Note A	Note B
2	Shubhadra Realtors Private Limited	31 March, 2022	10000	1	1,751	(2)	(2)	Note A	Note B
3	Sankhya Realtors Private Limited	31 March, 2022	10000	1	(5)	#	#	Note A	Note B
4	SPPL Hotels Private Limited	31 March, 2022	250000	478	(3,344)	(76)	(76)	Note A	Note B
Note A- There is significant influence due to percentage (%) of voting power.									
Note B- Associates are accounted for using equity method.									

Amount less than Rs. 50000/-

For and on behalf of the Board

DEEPAK KOTHARI
 Chairman & Managing Director
 DIN. 00088973

MITESH KOTHARI
 Executive Director
 DIN.00089076

RAJ KUMAR GUPTA
 Company Secretary
 & Compliance Officer
 Membership No.FCS3281

ANURAG TANDON
 Chief Financial Officer

Date: 30 May, 2022

Additional Information, as required under Schedule III to the Companies Act, 2013, of enterprises consolidated as Subsidiaries and Associates

NAME OF THE ENTERPRISES	NET ASSETS i.e. TOTAL ASSETS MINUS TOTAL LIABILITIES				SHARE IN PROFIT OR LOSS				SHARE IN OCI			
	AS % OF CONSOLIDATED NET ASSETS	AMOUNT (RS IN LACS)	AS % OF CONSOLIDATED NET ASSETS	AMOUNT (RS IN LACS)	AS % OF CONSOLIDATED PROFIT OR LOSS	AMOUNT (RS IN LACS)	AS % OF CONSOLIDATED PROFIT OR LOSS	AMOUNT (RS IN LACS)	AS % OF CONSOLIDATED OCI	AMOUNT (RS IN LACS)	AS % OF CONSOLIDATED OCI	AMOUNT (RS IN LACS)
	As at 31 March 2022		As at 31 March 2021		Year Ended 31-March 2022		Year Ended 31-March 2021		Year Ended 31-March 2022		Year Ended 31-March 2021	
PARENT												
KOTHARI PRODUCTS LIMITED	85.75	92,870	88.88	94,175	34.80	511	(16.64)	937	-	-	-	-
SUBSIDIARIES												
INDIAN												
MK WEB-TECH PVT LTD \$	-	-	-	-	-	-	2.34	(132)	-	-	-	-
KPL EXPORTS LTD	8.40	9,099	7.88	8,355	50.72	744	21.65	(1,219)	-	-	-	-
SAVITRIMATA REALTORS PVT LTD \$	-	-	-	-	-	-	0.36	(20)	-	-	-	-
FOREIGN												
KOTHARI PRODUCTS SINGAPORE PTE LTD*	7.60	8,231	5.09	5,397	9.81	144	70.03	(3,943)	-	-	-	-
NON CONTROLLING INTEREST	-	-	-	-	-	-	-	-	-	-	-	-
ASSOCIATES (INVESTMENTS AS PER THE EQUITY METHOD)												
INDIAN												
HARAPARVATI REALTORS PRIVATE LIMITED	4.08	4,416	4.03	4,270	9.95	146	(3.05)	172	-	-	-	-
REAL GRIHA NIRMAN PRIVATE LIMITED @	-	-	-	-	-	-	(0.01)	#	-	-	-	-
SHUBHADRA REALTORS PRIVATE LIMITED	(0.03)	(29)	(0.03)	(27)	(0.14)	(2)	0.39	(22)	-	-	-	-
SANKHYA REALTORS PRIVATE LIMITED	(0.00)	(2)	(0.00)	(2)	(0.02)	#	0.01	#	-	-	-	-
SPPL HOTELS PRIVATE LIMITED	(5.80)	(6,283)	(5.86)	(6,207)	(5.11)	(75)	34.08	(1,919)	100.00	(1)	100.00	3
SATTVA REALTORS PRIVATE LIMITED @	-	-	-	-	-	-	(9.14)	515	-	-	-	-

*The figures are as per audited consolidated financials of Kothari Products Singapore Pte. Ltd.

\$ M/s MK Web-Tech Pvt Ltd and M/s Savitrimata Realtors Pvt Ltd Ceased to be subsidiary w.e.f.23 March 2021

@ M/s Real Griha Nirman Pvt Ltd and M/s Sattva Realtors Pvt Ltd Ceased to be associates w.e.f.22 February 2021

Amount less than Rs. 50000/-

As per our report of even date attached hereto.

For and on behalf of the Board

For G.M. Kapadia & Co.
CHARTERED ACCOUNTANTS
Firm Registration No. 104767W

DEEPAK KOTHARI
Chairman & Managing Director
DIN. 00088973

MITESH KOTHARI
Executive Director
DIN.00089076

ATUL SHAH
Partner
Membership No.039569


RAJ KUMAR GUPTA
Company Secretary
& Compliance Officer
Membership No.FCS3281

ANURAG TANDON
Chief Financial Officer

Place: Mumbai
Date : 30 May, 2022

Place: Kanpur
Date : 30 May, 2022

Place: Kanpur
Date : 30 May, 2022



(CIN: L16008UP1983PLC006254)

Regd. Off.: "Pan Parag House", 24/19, The Mall, Kanpur-208 001 (India)

Ph.: 0512-2312171-74

Visit us on Internet at: <http://www.kothariproducs.in>

Email: info@kothariproducs.in, kothari@kothariproducs.in