



Ref: JSWSL: SEC: MUM:SE: 2019-2020

September 24, 2019

1. National Stock Exchange of India Ltd. Exchange Plaza Bandra (E), Mumbai – 400 051 Tel: 2659 8235/8452 Fax No.: 2659 8237-38 NSE Symbol: JSWSTEEL <i>Kind Attn.: Mr. Hari K, President (Listing)</i>	2. BSE Limited Corporate Relationship Dept. Dalal Street, Mumbai – 400 001. Tel: 2272 1233/8058 Extn- 8013 Fax No. 2272 2037/2039/ 2041/ 20 61 Scrip Code No.500228. <i>Kind Attn: The General Manager (CRD).</i>
--	---

Sub: Intimation under the Securities and Exchange Board of India (Listing Obligations and Disclosure Requirements) Regulations, 2015 (“Listing Regulations”) and the Offering Circular for the issue of foreign currency denominated Notes

Dear Sir,

Please refer to our letter dated July 26, 2019 whereby we had informed the stock exchanges that the Board of Directors of JSW Steel Limited (the “**Company**”) in its meeting held on July 26, 2019 had approved raising of long term funds through the issuance of non-convertible foreign currency/Rupee denominated senior unsecured fixed rate bonds upto USD 1 billion (the “**Notes**”), in one or more tranches, in the international markets, either by the Company or by any of its overseas subsidiaries backed by corporate guarantee of the Company.

Further to our letter dated September 19, 2019, we hereby inform you that the Company is contemplating issuing of debt instruments in the form of US Dollar denominated senior notes, subject to market conditions.

We would also like to inform that the senior management team of the Company together with the joint lead managers appointed for the proposed issue of Notes shall engage in calls today with institutional investors, analysts, amongst others, outside of India, in relation to the proposed issuance. A copy of the Investors Presentation is available on the Company’s website www.jsw.in.

A preliminary offering circular (“**OC**”) has been prepared and shall be made available to the prospective investors in relation to the contemplated issue of Notes. The Notes will not be offered or sold in India.

The OC contains certain unpublished material information about the Company. In accordance with the Company’s disclosure obligations on account of its securities being listed in India, the Company would like to make such unpublished information available to the public, in the form



of reviewed standalone and consolidated condensed interim financial statements of the Company as at and for the three months period ended June 30, 2019, as attached, and the investor presentation, which is available on the Company's website www.jsw.in.

You are requested to take the same on record and treat the same as compliance under applicable regulations under the Listing Regulations.

Thanking you,

Yours faithfully,
For JSW STEEL LIMITED


Lancy Varghese
Company Secretary

cc:

Singapore Exchange Securities Trading Limited
11 North Buona Vista Drive,
#06-07, The Metropolis Tower 2,
Singapore 138589
Hotline: (65) 6236 8863, Fax: (65) 6535 0775

Note:

The Notes will not be offered or sold, and have not been offered or sold in India by means of any document or any other offering document or material relating to the bonds, directly or indirectly, to any person or to the public in India which would constitute an advertisement, invitation, offer, sale or solicitation of an offer to subscribe for or purchase any securities in violation of applicable Indian laws.

This information relates to an offering of the Notes offered and sold pursuant to Regulation S under the United States Securities Act of 1933, as amended (the "Securities Act"). This information is not an offer of securities for sale in the United States. The Notes referred to herein have not been and will not be registered under the Securities Act or the laws of any state of the United States or elsewhere and may not be offered or sold in the United States absent registration or an applicable exemption from the registration requirements of the Securities Act and applicable state securities laws of the United States. There is no intention to register any portion of any offering in the United States or to conduct a public offering of securities in the United States or in any other jurisdiction. Nothing in this communication shall constitute an offer to sell or the solicitation of an offer to buy securities in any jurisdiction in which such offer or sale would be unlawful. No money, securities or other consideration is being solicited by this announcement or the information contained herein and, if sent in response to this announcement or the information contained herein, will not be accepted.





**UNAUDITED CONDENSED
STANDALONE INTERIM
FINANCIAL STATEMENTS**

30 June 2019

Report on Review of Unaudited Condensed Standalone Interim Financial Statements

To the Board of Directors of JSW Steel Limited

We have reviewed the accompanying Unaudited Condensed Standalone Interim Financial Statements of JSW Steel Limited ("the Company"), which comprises the Unaudited Condensed Standalone Interim Balance Sheet as at June 30, 2019, the Unaudited Condensed Standalone Interim Statement of Profit and Loss (including other comprehensive income), the Unaudited Condensed Standalone Interim Statement of Cash Flow and the Unaudited Condensed Standalone Interim Statement of Changes in Equity for the three-months period then ended, and selected explanatory notes (together hereinafter referred to as the "Unaudited Condensed Standalone Interim Financial Statements"). The Unaudited Condensed Standalone Interim Financial Statements have been prepared by the Company for inclusion in the Offering Circulars in connection with the proposed issuance of foreign currency notes to be listed on Singapore Stock Exchange.

Management's Responsibility for the Unaudited Condensed Standalone Interim Financial Statements

The Company's Board of Directors is responsible with respect to the preparation of these Unaudited Condensed Standalone Interim Financial Statements in accordance with the requirements of Indian Accounting Standard 34 - Interim Financial Reporting ("Ind AS 34"), specified under section 133 of the Companies Act, 2013 (the "Act"), read with the relevant rules issued thereunder and other recognised accounting principle and policies.

Auditors Responsibility for the Unaudited Condensed Standalone Interim Financial Statements

We conducted our review in accordance with the Standard on Review Engagements (SRE) 2410 "Review of Interim Financial Information Performed by the Independent Auditors of the Entity", issued by the Institute of Chartered Accountants of India. This standard requires that we plan and perform the review to obtain moderate assurance as to whether the financial statements are free from material misstatements. A review is limited primarily to inquiries of Company personnel and analytical procedures applied to financial data and thus provides less assurance than an audit. We have not performed an audit and accordingly, we do not express an audit opinion.

Conclusion

Based on our review conducted as above, nothing has come to our attention that causes us to believe that the accompanying Unaudited Condensed Standalone Interim Financial Statements are not prepared, in all material respects, in accordance with the requirements of Indian Accounting Standard 34, Interim Financial Reporting (Ind AS 34) as specified under Section 133 of the Companies Act, 2013, read with relevant rules issued thereunder and other recognised accounting practices and policies.



Other Matters

The accompanying Unaudited Condensed Standalone Interim Financial Statements have been prepared solely for the purpose of inclusion in the Offering Circulars in connection with the proposed issuance of foreign currency notes by the Company to be listed on Singapore Stock Exchange. Accordingly, this report should not be used, referred to or distributed for any other purpose without our prior written consent.

For SRBC & CO LLP
Chartered Accountants
ICAI Firm Registration Number: 324982E/E300003



per Vikram Mehta
Partner

Membership Number: 105938
UDIN : 19105938AAAABT5788
Place of Signature: Mumbai
Date: 12 August 2019



UNAUDITED CONDENSED STANDALONE INTERIM BALANCE SHEET

Rs. in millions

	Notes	As at 30 June 2019	As at 31 March 2019
I ASSETS			
Non-current assets			
(a) Property, plant and equipment	3	441,878	492,452
(b) Capital work-in-progress		128,574	95,773
(c) Right-of-use assets	5	48,854	-
(d) Intangible assets		1,668	1,723
(e) Intangible assets under development		4,038	3,444
(f) Investments in subsidiaries, associates and joint ventures		48,556	48,531
(g) Financial assets			
(i) Investments		13,890	14,240
(ii) Loans		76,381	76,741
(iii) Other financial assets		38	454
(h) Current tax assets (net)		1,347	1,954
(i) Other non-current assets		30,569	33,638
Total non-current assets		795,793	768,950
Current assets			
(a) Inventories		109,594	105,985
(b) Financial assets			
(i) Investments		966	-
(ii) Trade receivables		57,836	67,456
(iii) Cash and cash equivalents		65,196	52,578
(iv) Bank balances other than (iii) above		27,979	4,216
(v) Loans		1,686	1,358
(vi) Derivative Assets		1,138	2,283
(vii) Other financial assets		30,431	26,214
(c) Other current assets		24,680	19,985
Total current assets		319,506	280,075
Total Assets		1,115,299	1,049,025



UNAUDITED CONDENSED STANDALONE INTERIM BALANCE SHEET (continued)


Rs. in millions

	Notes	As at 30 June 2019	As at 31 March 2019
II EQUITY AND LIABILITIES			
Equity			
(a) Equity share capital		3,012	3,012
(b) Other equity		362,492	348,612
Total equity		365,504	351,624
Non-current liabilities			
(a) Financial liabilities			
(i) Borrowings	4A	249,678	267,483
(ii) Lease liabilities	5	43,588	-
(ii) Other financial liabilities		9,457	10,154
(b) Provisions		2,344	2,259
(c) Deferred tax liabilities(net)		35,223	32,695
(d) Other non-current liabilities		38,029	40,831
Total non-current liabilities		378,319	353,422
Current liabilities			
(a) Financial liabilities			
(i) Borrowings	4B	67,666	53,683
(ii) Trade payables			
(a) Total outstanding, dues of micro and small enterprises		197	303
(b) Total outstanding, dues of creditors other than micro and small enterprises		120,877	130,216
(iii) Derivative Liabilities		2,107	3,322
(iv) Lease liabilities	5	4,753	-
(v) Other financial liabilities		152,514	137,857
(b) Provisions		583	519
(c) Other current liabilities		19,621	16,155
(d) Current tax liabilities(net)		3,158	1,924
Total current liabilities		371,476	343,979
Total liabilities		749,795	697,401
Total equity and liabilities		1,115,299	1,049,025

See accompanying notes forming part of Unaudited Condensed Standalone Interim Financial Statements

As per our report of even date

For S R B C & CO LLP
Chartered Accountants
ICAI Firm Reg. No.: 324982E/E300003

per 
VIKRAM MEHTA
Partner

Membership No.:105938



Place: Mumbai

Date:

12 AUG 2019



RAJEEV PAI
Chief Financial Officer



LANCY VARGHESE
Company Secretary
ICSI Membership No. FCS 9407

Place: Mumbai

Date: 12 AUG 2019

For and on behalf of the Board of Directors



SESHAGIRI RAO M.V.S
Jt. Managing Director & Group CFO

DIN 0029136


JAYANT ACHARYA
Director (Commercial & Marketing)
DIN 00106543



UNAUDITED CONDENSED STANDALONE INTERIM STATEMENT OF PROFIT AND LOSS

		Rs.in millions		
		Notes	For the three months ended	
			30 June 2019	30 June 2018
I	Revenue from operations	6	174,992	189,636
II	Other income		1,623	1,667
III	Total income (I + II)		176,615	191,303
IV	Expenses:			
	Cost of materials consumed		97,327	100,387
	Purchases of stock-in-trade		2,491	516
	Changes in inventories of finished goods and work-in-progress		(7,585)	(3,302)
	Employee benefits expense		3,870	3,561
	Finance costs		9,627	8,659
	Depreciation and amortization expense		8,064	8,195
	Other expenses		41,629	40,247
	Total expenses		155,423	158,263
V	Profit before tax (III-IV)		21,192	33,040
VI	Tax expense:			
	Current tax		4,452	6,878
	Deferred tax		2,513	2,781
			6,965	9,659
VII	Profit for the period (V-VI)		14,227	23,381



UNAUDITED CONDENSED STANDALONE INTERIM STATEMENT OF PROFIT AND LOSS (continued)

Rs.in millions

	For the three months ended	
	30 June 2019	30 June 2018
VIII Other comprehensive income/(loss)		
A i) Items that will not be reclassified to profit or loss		
(a) Re-measurements of the defined benefit plans	(42)	(44)
(b) Equity instruments through other comprehensive income	(481)	(559)
ii) Income tax relating to items that will not be reclassified to profit or loss	15	14
Total (A)	(508)	(589)
B i) Items that will be reclassified to profit or loss		
(a) The effective portion of gains and loss on hedging instruments	(489)	(99)
(b) Changes in Foreign Currency Monetary Item translation difference account (FCMITDA)	575	(2,201)
ii) Income tax relating to items that will be reclassified to profit or loss	(30)	802
Total (B)	56	(1,498)
Total Other comprehensive income / (loss) (A+B)	(452)	(2,087)
IX Total comprehensive income (VII + VIII)	13,775	21,294
X Earnings per equity share of Re 1 each (refer note 13) (not annualized)		
Basic	5.92	9.72
Diluted	5.89	9.67
See accompanying notes forming part of Unaudited Condensed Standalone Interim Financial Statements		

As per our report of even date

For S R B C & CO LLP
Chartered Accountants
ICAI Firm Reg. No.: 324982E/E300003


per VIKRAM MEHTA
Partner
Membership No.:105938



Place: Mumbai
Date: 12 AUG 2019

For and on behalf of the Board of Directors


RAJEEV PAI
Chief Financial Officer


SESHAGIRI RAO M.V.S
Jt. Managing Director & Group CFO
DIN 00029136


LANCY VARGHESE
Company Secretary
ICSI Membership No. FCS 9407
Place: Mumbai
Date: 12 AUG 2019


JAYANT ACHARYA
Director (Commercial & Marketing)
DIN 00186548



UNAUDITED CONDENSED STANDALONE INTERIM STATEMENT OF CASH FLOW

Rs.in millions

Particulars	For the three months ended 30 June 2019	For the three months ended 30 June 2018
Cash flow from operating activities		
Profit before tax	21,192	33,040
Adjustments for :		
Depreciation and amortization expenses	8,064	8,195
Loss/(Profit) on sale of property, plant & equipment (net)	12	(2)
Gain on sale of financial investments designated as FVTPL	(23)	(21)
Interest income	(1,442)	(590)
Gain arising of financial instruments designated as FVTPL	(34)	(38)
Unwinding of interest on financial assets carried at amortised cost	(108)	-
Dividend income	-	(1,000)
Interest expense	9,339	8,057
Share based payment expense	90	96
Export obligation deferred income amortization	-	(347)
Unrealised exchange loss	2,153	1,576
Allowance for doubtful debts, loans & advances	80	8
Government grant – GST incentive income	-	(621)
	18,131	15,313
Operating profit before working capital changes	39,323	48,353
Adjustments for:		
(Increase) in inventories	(3,609)	(7,180)
Decrease/(Increase) in trade receivables	9,620	(5,271)
(Increase) in Other Assets	(5,853)	(8,292)
(Decrease)/Increase In trade payable and other liabilities	(11,759)	10,488
Increase in provisions	104	151
	(11,497)	(10,104)
Cash flow from operations	27,826	38,249
Income taxes paid (net of refund received)	(2,610)	(6,176)
Net cash generated from operating activities (A)	25,216	32,073



UNAUDITED CONDENSED STANDALONE INTERIM STATEMENT OF CASH FLOW (continued)

Rs.in millions

Particulars	For the three months ended 30 June 2019	For the three months ended 30 June 2018
Cash flow from investing activities		
Purchase of property, plant & equipment, intangible assets including under development	(24,244)	(13,231)
Proceeds from sale of property, plant & equipment	12	19
Investment in subsidiaries and joint ventures including advances and preference shares	(38)	(4,577)
Sale of other non-current investments in equity instruments through FVTOCI	-	500
Purchase of current investments	(7,616)	(37,242)
Sale of current investments	6,672	35,925
Bank deposits not considered as cash and cash equivalents (net)	(23,751)	(3)
Loans given to related parties	(3,324)	(4,002)
Loans repaid by related parties	3,463	-
Interest received	698	558
Net cash used in investing activities (B)	(48,128)	(22,053)
Cash flow from financing activities		
Proceeds of sale of treasury shares	17	-
Payment for purchase of treasury shares	-	(265)
Proceeds from non-current borrowings	39,538	10,454
Repayment of non-current borrowings	(7,586)	(6,975)
Proceeds from/ Repayment of Current borrowings (net)	13,988	(2,093)
Repayment of lease liabilities/finance lease obligation	(1,105)	(861)
Interest paid	(9,322)	(8,665)
Net cash generated from/(used in) financing activities (C)	35,530	(8,405)
Net increase in cash and cash equivalents(A+B+C)	12,618	1,615
Cash and cash equivalents - opening balances	52,578	4,507
Cash and cash equivalents - closing balances	65,196	6,122

See accompanying notes forming part of Unaudited Condensed Standalone Interim Financial Statements


As per our report of even date
For S R B C & CO LLP
Chartered Accountants
ICAI Firm Reg. No.: 324982E/E300003


per VIKRAM MEHTA
Partner
Membership No.:105938



Place: Mumbai
Date: 12 AUG 2019

For and on behalf of the Board of Directors


RAJEEV PAI
Chief Financial Officer


SESHAGIRI RAO M.V.S
Jt. Managing Director & Group CFO
DIN 00029136


LANCY VARGHESE
Company Secretary
ICSI Membership No. FCS 9407


JAYANT ACHARYA
Director (Commercial & Marketing)
DIN 00106543

Place: Mumbai
Date: 12 AUG 2019



UNAUDITED CONDENSED STANDALONE INTERIM STATEMENT OF CHANGES IN EQUITY

For the three months ended 30 June 2018

A. Equity Share Capital

Rs. in millions

As at 1 April 2018	Movement during the period	As at 30 June 2018
3,017	(1)	3,016

B. Other Equity

Rs. in millions

Particulars	Reserves and surplus							Items of Other Comprehensive Income/(Loss) (OCI)			Total
	Capital reserve	Securities premium	Capital redemption reserve	Debenture redemption reserve	Retained earnings	Equity settled share based payment reserve	General reserve	Equity instruments through other comprehensive income	Effective portion of cash flow hedges	FCMITDA	
Opening balance as at 01 April 2018	35,845	54,166	1,494	1,406	75,730	411	102,777	4,343	127	(250)	276,049
Profit for the period	-	-	-	-	23,381	-	-	-	-	-	23,381
Other comprehensive income/(loss) for the period, net of income tax	-	-	-	-	(30)	-	-	(559)	(65)	(1,433)	(2,087)
Impact of ESOP trust consolidation	-	-	-	-	(268)	-	-	-	-	-	(268)
Recognition of share-based payments	-	-	-	-	-	96	-	-	-	-	96
Transfer to Capital redemption reserve	-	-	1,305	-	-	-	(1,305)	-	-	-	-
Transfer to retained earnings realised profit on FVTOCI	-	-	-	-	354	-	-	(354)	-	-	-
Closing balance as at 30 June 2018	35,845	54,166	2,799	1,406	99,167	507	101,472	3,430	62	(1,683)	297,171

See accompanying notes forming part of Unaudited Condensed Standalone Interim Financial Statements



UNAUDITED CONDENSED STANDALONE INTERIM STATEMENT OF CHANGES IN EQUITY (continued)

For the three months ended 30 June 2019

A. Equity Share Capital

Rs. in millions

As at 1 April 2019	Movement during the period	As at 30 June 2019
3,012	*	3,012

*Rs. 0.18 millions

B. Other Equity

Rs. in millions

Particulars	Reserves and surplus							Items of Other Comprehensive Income/(Loss) (OCI)			Total
	Capital reserve	Securities premium	Capital redemption reserve	Debenture redemption reserve	Retained earnings	Equity settled share based payment reserve	General reserve	Equity Instruments through other comprehensive income	Effective portion of cash flow hedges	FCMITDA	
Opening balance as at 01 April 2019	35,845	54,166	5,320	2,852	146,777	914	98,951	4,029	326	(568)	348,612
Profit for the period	-	-	-	-	14,227	-	-	-	-	-	14,227
Other comprehensive income/(loss) for the period, net of income tax	-	-	-	-	(27)	-	-	(481)	(318)	374	(452)
Impact of ESOP trust consolidation	-	-	-	-	15	-	-	-	-	-	15
Recognition of share-based payments	-	-	-	-	-	90	-	-	-	-	90
Transfer to Capital redemption reserve	-	-	607	-	-	-	(607)	-	-	-	-
Closing balance as at 30 June 2019	35,845	54,166	5,927	2,852	160,992	1,004	98,344	3,548	8	(194)	362,492

See accompanying notes forming part of Unaudited Condensed Standalone Interim Financial Statements

As per our report of even date
For S R B C & CO LLP
Chartered Accountants
ICAI Firm Reg. No.: 324982E/E300003

per **VIKRAM MEHTA**
Partner
Membership No.:105938



Place: Mumbai
Date: 12 AUG 2019

For and on behalf of the Board of Directors

RAJEEV PAI
Chief Financial Officer

SESHAGIRI RAO M.V.S
Jt. Managing Director & Group CFO
DIN 00029136

LANCY VARGHESE
Company Secretary
ICSI Membership No. FCS 9407

JAYANT ACHARYA
Director (Commercial & Marketing)
DIN00166543

Place: Mumbai
Date: 12 AUG 2019



NOTES TO THE UNAUDITED CONDENSED STANDALONE INTERIM FINANCIAL STATEMENTS FOR THE THREE MONTHS ENDED 30 JUNE 2019

1. General Information

JSW Steel Limited ("the Company") is primarily engaged in the business of manufacture and sale of Iron and Steel Products.

The Company is an integrated manufacturer of diverse range of steel products with its manufacturing facilities located at Vijaynagar Works in Karnataka, Dolvi Works in Maharashtra and Salem works in Tamil Nadu.

JSW Steel Limited is a public limited company incorporated in India on 15 March 1994 under the Companies Act, 1956 and listed on the Bombay Stock Exchange and National Stock Exchange. The registered office of the Company is JSW Centre, Bandra Kurla Complex, Bandra (East), Mumbai – 400 051.

2. Significant Accounting policies

I. Statement of compliance

These Unaudited Condensed Standalone Interim Financial Statements have been prepared in accordance with the requirements of Indian Accounting Standards 34 'Interim Financial Reporting' ('Ind AS 34'), specified under section 133 of the Companies Act, 2013 read with rule 3 of the Companies (Indian Accounting Standards) Rules, 2015 (as amended from time to time)

II. Basis of preparation and presentation

The Company has prepared these Unaudited Condensed Standalone Interim Financial Statements which comprise the Unaudited Condensed Standalone Interim Balance Sheet as at 30 June, 2019, the Unaudited Condensed Standalone Interim Statement of Profit and Loss, the Unaudited Condensed Standalone Interim Statements of Cash Flows and the Unaudited Condensed Standalone Interim Statements of Changes in Equity for the three months ended 30 June, 2019, and other explanatory information (together hereinafter referred to as "Unaudited Condensed Standalone Interim Financial Statements" or "Standalone financial statements").

The Unaudited Condensed Standalone Interim Financial Statements have been prepared on the historical cost basis except for certain financial instruments measured at fair values at the end of each reporting period.

The Unaudited Condensed Standalone Interim Financial Statements do not include all the information and disclosures normally included in annual financial statements. Accordingly, these statements are to be read in conjunction with annual financial statement for the year ended 31 March 2019 and any public announcement made during interim reporting period. The annual financial statements for the year ended 31 March 2019 were prepared in Rs. in crores, however these financial statements have been prepared in Rs. in millions.

Accounting policies and methods of computation followed in the Unaudited Condensed Standalone Interim Financial Statements are same as compared with the annual financial statements for the year ended 31 March 2019, except for adoption of new standard or any pronouncements effective from 1 April 2019.

No reportable subsequent event has occurred till the date of issue of these financial statement.



NOTES TO THE UNAUDITED CONDENSED STANDALONE INTERIM FINANCIAL STATEMENTS FOR THE THREE MONTHS ENDED 30 JUNE 2019

Ind AS 116 supersedes Ind AS 17 Leases including evaluating the substance of transactions involving the legal form of a Lease. The standard sets out the principles for the recognition, measurement, presentation and disclosure of leases and requires lessees to account for all leases under a single on-balance sheet model.

Lessor accounting under Ind AS 116 is substantially unchanged under Ind AS 17. Lessors will continue to classify leases as either operating or finance leases using similar principles as in Ind AS 17. Therefore, Ind AS 116 did not have an impact for leases where the Company is the lessor.

The Company adopted Ind AS 116 using the modified retrospective method of adoption with the date of initial application of 1 April 2019.

Right-of-use assets

The Company recognises right-of-use assets at the commencement date of the lease (i.e., the date the underlying asset is available for use). Right-of-use assets are measured at cost, less any accumulated depreciation and impairment losses, and adjusted for any remeasurement of lease liabilities. The cost of right-of-use assets includes the amount of lease liabilities recognised, initial direct costs incurred, and lease payments made at or before the commencement date less any lease incentives received. Unless the Company is reasonably certain to obtain ownership of the leased asset at the end of the lease term, the recognised right-of-use assets are depreciated on a straight-line basis over the shorter of its estimated useful life and the lease term. Right-of-use assets are subject to impairment test.

Lease liabilities

At the commencement date of the lease, the Company recognises lease liabilities measured at the present value of lease payments to be made over the lease term. The lease payments include fixed payments (including in-substance fixed payments) less any lease incentives receivable, variable lease payments that depend on an index or a rate, and amounts expected to be paid under residual value guarantees.

The variable lease payments that do not depend on an index or a rate are recognised as expense in the period on which the event or condition that triggers the payment occurs.

In calculating the present value of lease payments, the Company uses the incremental borrowing rate at the lease commencement date if the interest rate implicit in the lease is not readily determinable.

Short-term leases and leases of low-value assets

The Company applies the short-term lease recognition exemption to its short-term leases (i.e., those leases that have a lease term of 12 months or less from the commencement date and do not contain a purchase option). It also applies the lease of low-value assets recognition exemption to leases that are considered of low value (i.e., below Rs. 5,00,000). Lease payments on short-term leases and leases of low-value assets are recognised as expense on a straight-line basis over the lease term.

Significant judgement in determining the lease term of contracts with renewal options

The Company determines the lease term as the non-cancellable term of the lease, together with any periods covered by an option to extend the lease if it is reasonably certain to be exercised, or any periods covered by an option to terminate the lease, if it is reasonably certain not to be exercised."



NOTES TO THE UNAUDITED CONDENSED STANDALONE INTERIM FINANCIAL STATEMENTS FOR THE THREE MONTHS ENDED 30 JUNE 2019

III. Key sources of estimation uncertainty and critical accounting judgements

In the course of applying the policies, the Company is required to make judgements, estimates and assumptions about the carrying amount of assets and liabilities that are not readily apparent from other sources. The estimates and associated assumptions are based on historical experience and other factors that are considered to be relevant. Actual results may differ from these estimates.

The estimates and underlying assumptions are reviewed on an ongoing basis. Revisions to accounting estimates are recognized in the period in which the estimate is revised if the revision affects only that period, or in the period of the revision and future period, if the revision affects current and future period.

The area where estimates are significant to the Unaudited Condensed Standalone Interim Financial Statements, or areas involving high degree of judgement or complexity, are same as those disclosed in the annual financial statements for the year ended 31 March 2019.



NOTES TO THE UNAUDITED CONDENSED STANDALONE INTERIM FINANCIAL STATEMENTS FOR THE THREE MONTHS ENDED 30 JUNE 2019

3. Property, plant and equipment:

Rs. in millions

Particulars	Freehold land	Leasehold land	Buildings (Owned)	Buildings (On finance lease)	Plant and equipment (Owned)	Plant and equipment (On finance lease)	Furniture and fixtures	Vehicles and aircrafts	Office equipment	Total
Cost/deemed cost										
At 1 April 2019	9,688	1,689	70,240	1,979	463,507	60,458	1,174	1,431	694	610,860
Transfer Out to Right of use Assets	-	-	-	1,979	-	60,458	-	-	-	62,437
Additions	4	-	293	-	2,673	-	2	43	19	3,034
Deductions	-	-	-	-	203	-	-	27	-	230
Other adjustments*	-	-	-	-	39	-	-	-	-	39
At 30 June 2019	9,692	1,689	70,533	-	466,016	-	1,176	1,447	713	551,266
Accumulated depreciation										
At 1 April 2019	-	14	11,308	930	90,150	14,650	519	461	376	118,408
Transfer Out to Right of use Assets	-	-	-	930	-	14,650	-	-	-	15,580
Depreciation	-	1	757	-	5,909	-	30	37	32	6,766
Deductions	-	-	-	-	192	-	-	14	-	206
At 30 June 2019	-	15	12,065	-	95,867	-	549	484	408	109,388
Net book value										
At 30 June 2019	9,692	1,674	58,468	-	370,149	-	627	963	305	441,878

* Other adjustments comprises foreign exchange loss and borrowings cost.



NOTES TO THE UNAUDITED CONDENSED STANDALONE INTERIM FINANCIAL STATEMENTS FOR THE THREE MONTHS ENDED 30 JUNE 2019

4. Borrowings

A. Long Term Borrowing

Particulars	Rs. in millions	
	As at 30 June 2019	As at 31 March 2019
Non-Current Borrowings	249,678	267,483
Current Maturities of Long Term Borrowings (grouped under Other Financial Liabilities)	100,990	98,213
Total	350,668	365,696

Movement in Borrowings during the three months ended 30 June 2019

Particulars	Rs. in millions									
	Foreign currency bonds	Debentures	Term loans- Foreign currency loan	Term loans - Rupee term loan	Deferred government loans	Finance Lease obligation	Preference shares	Upfront Fees on Rupee term loan	Upfront Fees on Foreign currency loan	Total borrowings
Opening balance as on 1 April 2019	69,172	31,406	103,131	114,269	1,103	46,283	2,305	(283)	(1,690)	365,696
Reclassification to lease liabilities	-	-	-	-	-	(46,283)	-	-	-	(46,283)
<u>Add : Disbursements</u>										
Secured rupee term loan	-	-	-	1,994	-	-	-	-	-	1,994
Unsecured foreign currency loans	34,741	-	2,803	-	-	-	-	-	-	37,544
Others	-	-	-	-	-	-	-	-	(242)	(242)
	34,741	-	2,803	1,994	-	-	-	-	(242)	39,296
<u>Less : Redemption/Repayment</u>										
Secured rupee term loan	-	-	-	(5,886)	-	-	-	-	-	(5,886)
Unsecured foreign currency loans	-	-	(1,025)	-	-	-	-	-	-	(1,025)
Sales tax deferral	-	-	-	-	(68)	-	-	-	-	(68)
Others repayments	-	-	-	-	-	-	(607)	-	-	(607)
	-	-	(1,025)	(5,886)	(68)	-	(607)	-	-	(7,586)
Add: Other movements*	(536)	-	(213)	-	48	-	65	16	165	(455)
Total borrowings as on 30 June 2019	103,377	31,406	104,696	110,377	1,083	-	1,763	(267)	(1,767)	350,668

*Other movements include exchange differences, fair value adjustment and amortisation of upfront fees



NOTES TO THE UNAUDITED CONDENSED STANDALONE INTERIM FINANCIAL STATEMENTS FOR THE THREE MONTHS ENDED 30 JUNE 2019

B.Short Term Borrowing

Particulars	Rs. in millions	
	As at 30 June 2019	As at 31 March 2019
Working capital loans from banks		
Rupee loan	5,437	7,273
Rupee loans from banks	12,626	690
Commercial papers	49,603	45,720
Total	67,666	53,683

5. Leases

Effective 01 April 2019, the Company has adopted Ind AS 116 "Leases" and applied the standard to all lease contracts existing on the date of initial application i.e. 01 April 2019. The Company has used the modified retrospective approach for transitioning to Ind AS 116 with right-of-use asset recognized at an amount equal to the lease liability adjusted for any prepayments/accruals recognized in the balance sheet immediately before the date of initial application. Accordingly, comparatives for the year ended 31 March 2019 have not been retrospectively adjusted.

Leases previously classified as finance leases

The Company applied the practical expedients provided in Ind AS 116 and did not change the initial carrying amounts of recognised assets and liabilities at the date of initial application for leases previously classified as finance leases (i.e., the right-of-use assets and lease liabilities equal the lease assets and liabilities recognised under Ind AS 17). The requirements of Ind AS 116 was applied to these leases from 1 April 2019.

Leases previously accounted for as operating leases

The Company recognised right-of-use assets and lease liabilities for those leases previously classified as operating leases, except for short-term leases and leases of low-value assets. The right-of-use assets were recognised based on the amount equal to the lease liabilities, adjusted for any related prepaid and accrued lease payments previously recognised. Lease liabilities were recognised based on the present value of the remaining lease payments, discounted using the incremental borrowing rate at the date of initial application.

The Company also applied the available practical expedients wherein it:

- Used a single discount rate to a portfolio of leases with reasonably similar characteristics
- Relied on its assessment of whether leases are onerous immediately before the date of initial application
- Applied the short-term leases exemptions to leases with lease term that ends within 12 months at the date of initial application
- Excluded the initial direct costs from the measurement of the right-of-use asset at the date of initial application
- Used hindsight in determining the lease term where the contract contains options to extend or terminate the lease

The above approach has resulted in a recognition of a right-of-use asset of Rs. 50,088 millions and a lease liability of Rs. 49,446 millions on the date of initial application, including right-of-use asset amounting to Rs. 46,857 millions and lease liability amounting to Rs 46,283 millions recognised as finance lease asset and obligation respectively under erstwhile lease standard as at 31 March 2019.



NOTES TO THE UNAUDITED CONDENSED STANDALONE INTERIM FINANCIAL STATEMENTS FOR THE THREE MONTHS ENDED 30 JUNE 2019

Amounts recognised in the Balance sheet and Statement of Profit and Loss

Right of use Assets

Particulars	Buildings	Plant and equipment	Rs. in millions
			Total
Cost/deemed cost			
At 1 April 2019	2,428	63,240	65,668
Additions	-	-	-
At 30 June 2019	2,428	63,240	65,668
Accumulated depreciation and impairment			
At 1 April 2019	930	14,650	15,580
Depreciation expense	25	1,209	1,234
At 30 June 2019	955	15,859	16,814
Carrying Value			
At 30 June 2019	1,473	47,381	48,854
At 1 April 2019	1,498	48,590	50,088

Lease Liabilities

Particulars	Rs. in millions
At 1 April 2019	49,446
Lease Liabilities repayments	(1,105)
At 30 June 2019	48,341
Current	4,753
Non-current	43,588

6. Revenue

The Company has assessed and determined the following categories for disaggregation of revenue in addition to that provided under segment disclosure

Particulars	Rs.in millions	
	For the three months ended 30 June 2019	30 June 2018
Revenue from contracts with customer - Sale of products (including shipping services)	171,504	184,646
Other operating revenue	3,488	4,990
Total revenue from operations	174,992	189,636
Timing of revenue recognition		
At a point in time	174,992	189,636



NOTES TO THE UNAUDITED CONDENSED STANDALONE INTERIM FINANCIAL STATEMENTS FOR THE THREE MONTHS ENDED 30 JUNE 2019

Product-Wise Turnover

Rs. in millions

Particulars	For the three months ended	
	30 June 2019	30 June 2018
MS slabs	2,604	5,467
Hot rolled coils/steel plates/sheets	88,596	93,860
Galvanized coils/sheets	4,289	6,318
Cold rolled coils/sheets	23,196	26,546
Steel billets & blooms	3,445	3,123
Long rolled products	40,390	39,380
Others (including Freight income on sales of products)	8,984	9,952
Total	171,504	184,646


7. Categories of financial Instruments

As at 30 June 2019

Rs. in millions

Particulars	Amortised cost	Fair value through other comprehensive income	Fair value through profit and loss	Derivatives in hedging relationship	Total carrying value	Total fair value
Financial Assets #						
Investments	3,841	5,852	5,163	-	14,856	14,856
Trade receivables	57,836	-	-	-	57,836	57,836
Cash and cash equivalents	65,196	-	-	-	65,196	65,196
Bank balances other than cash and cash equivalents	27,979	-	-	-	27,979	27,979
Loans	78,067	-	-	-	78,067	78,066
Derivative Assets	-	-	827	311	1,138	1,138
Other financial assets	30,469	-	-	-	30,469	30,469
Total	263,388	5,852	5,990	311	275,541	275,540
Financial Liabilities #						
Long term Borrowings	350,668	-	-	-	350,668	352,406
Lease liabilities	48,341	-	-	-	48,341	55,616
Short term Borrowings	67,666	-	-	-	67,666	67,666
Trade payables	121,074	-	-	-	121,074	121,074
Derivative liabilities	-	-	1,553	554	2,107	2,107
Other financial liabilities	60,981	-	-	-	60,981	60,982
Total	648,730	-	1,553	554	650,837	659,851

including current and non-current



NOTES TO THE UNAUDITED CONDENSED STANDALONE INTERIM FINANCIAL STATEMENTS FOR THE THREE MONTHS ENDED 30 JUNE 2019

As at 31 March 2019

Rs. in millions

Particulars	Amortised cost	Fair value through other comprehensive income	Fair value through profit and loss	Derivatives in hedging relationship	Total carrying value	Total fair value
Financial Assets #						
Investments	3,738	6,334	4,168	-	14,240	14,255
Trade receivables	67,456	-	-	-	67,456	67,456
Cash and cash equivalents	52,578	-	-	-	52,578	52,578
Bank balances other than cash and cash equivalents	4,216	-	-	-	4,216	4,216
Loans	78,099	-	-	-	78,099	78,099
Derivative Assets	-	-	1,475	808	2,283	2,283
Other financial assets	26,668	-	-	-	26,668	26,668
Total	232,755	6,334	5,643	808	245,540	245,555
Financial Liabilities #						
Long term Borrowings	365,696	-	-	-	365,696	373,568
Short term Borrowings	53,683	-	-	-	53,683	53,683
Trade payables	130,519	-	-	-	130,519	130,519
Derivative liabilities	-	-	2,961	361	3,322	3,322
Other financial liabilities	49,798	-	-	-	49,798	49,794
Total	599,696	-	2,961	361	603,018	610,886

including current and non-current



NOTES TO THE UNAUDITED CONDENSED STANDALONE INTERIM FINANCIAL STATEMENTS FOR THE THREE MONTHS ENDED 30 JUNE 2019

8. Level Wise disclosure of Financial Instruments

Particulars	Rs. in millions			
	As at 30 June 2019	As at 31 March 2019	Level	Valuation techniques and key inputs
Quoted investments in equity shares measured at FVTOCI	5,715	6,197	1	Quoted bid prices in an active market
Unquoted investments in equity shares measured at FVTOCI	88	88	3	Net Asset value of share arrived has been considered as fair value
Unquoted investments in equity shares measured at FVTOCI	49	49	3	Cost is approximate estimate of fair value,
Quoted investments in Mutual Fund measured at FVPTL	966	-	1	Quoted bid prices in an active market
Non-current investments in unquoted preference shares measured at FVTPL	4,197	4,168	3	Discounted cash flow - Future cash flows are based on terms of Preference Shares discounted at a rate that reflects market risks
Derivative Assets	1,138	2,283	2	Inputs other than quoted prices included within level 1 that are observable for asset or liability, either directly (i.e. as prices) or indirectly (derived from prices).
Derivative Liabilities	2,107	3,322		

The carrying amounts of current investments, trade receivables, trade payables, capital creditors, cash and cash equivalents, other bank balances, other financial assets and other financial liabilities (other than those specifically disclosed) are considered to be the same as their fair values, due to their short term nature.

Sensitivity Analysis of Level 3:

	Valuation technique	Significant unobservable inputs	Change	Sensitivity of the Input to fair value
Investments in unquoted Preference shares	DCF method	Discounting Rate of 9.1%	0.50%	0.50% Increase (decrease) in the discount would decrease (increase) the fair value by Rs. 55 millions (Rs. 58 millions)



NOTES TO THE UNAUDITED CONDENSED STANDALONE INTERIM FINANCIAL STATEMENTS FOR THE THREE MONTHS ENDED 30 JUNE 2019

Reconciliation of Level 3 fair value measurement:

Particulars	Rs. in millions
	Amount
Balance as at 1 April 2019	4,305
Additions made during the period	-
Allowance for loss	(5)
Gain recognised in the statement of profit and loss	34
Balance as at 30 June 2019	4,334

9. Contingent liabilities:

(i) Disputed claims/levies (excluding interest, if any) in respect of:

Particulars	Rs. in millions	
	As at 30 June 2019	As at 31 March 2019
Excise Duty	4,633	4,480
Custom Duty	4,559	4,559
Income Tax	179	179
Sales Tax / VAT / Special Entry tax	13,368	12,434
Service Tax	6,173	5,984
Levies by local authorities – Statutory	24	24
Levies relating to Energy / Power Obligations	2,203	2,075
Claims by suppliers and other parties	422	422
Total	31,561	30,157

- a) Excise duty cases includes disputes pertaining to availment of CENVAT credit, valuation methodologies, classification of gases under chapter heading.
- b) Custom duty cases includes disputes pertaining to import of Iron ore fines and lumps under wrong heading, utilisation of SHIS licences for clearance of imported equipment, payment of customs duty for Steam Coal through Krishnapatnam Port and anti-dumping duty on Met Coke used in Corex.
- c) Sales Tax/ VAT/ Special Entry tax cases includes disputes pertaining to demand of special entry tax in Karnataka and demand of cess by department of transport in Goa.
- d) Service Tax cases includes disputes pertaining to availment of service tax credit on ineligible services, KKC amount paid but no credit not availed, denial of credit distributed as an ISD, service tax on railway freight not taken as per prescribed documents.
- e) Income Tax cases includes disputes pertaining to deduction u/s 80-IA and other matters.
- f) Levies by local authorities - Statutory cases includes disputes pertaining to payment of water charges and enhanced compensation.
- g) Levies relating to Energy / Power Obligations cases includes disputes pertaining to uninterrupted power charges by Karnataka Power Transmission Company Ltd., belated payment surcharge, claims for the set off of renewable power obligations against the power generated in its captive power plants and dues relating to additional surcharge imposed on captive consumption by Maharashtra State Electricity Distribution Company Ltd.
- h) Claims by Suppliers and other parties includes quality claims issues raised by suppliers and others.



NOTES TO THE UNAUDITED CONDENSED STANDALONE INTERIM FINANCIAL STATEMENTS FOR THE THREE MONTHS ENDED 30 JUNE 2019

- i) There are several other cases which has been determined as remote by the Company and hence not disclosed above.

(ii) Forest Development Tax/Fee:

Rs. in millions

Particulars	As at 30 June 2019	As at 31 March 2019
Claims related to Forest Development Tax/Fee	22,845	21,603
Amount paid under protest	9,195	9,195

In response to a petition filed by the iron ore mine owners and purchasers (including the Company) contesting the levy of Forest Development Tax (FDT) on iron ore on the ground that the State does not have jurisdiction to legislate in the field of major minerals which is a central subject, the Honourable High Court of Karnataka vide its judgement dated 3 December 2015 directed refund of the entire amount of FDT collected by Karnataka State Government on sale of iron ore by private lease operators and National Mineral Development Corporation Limited (NMDC). The Karnataka State Government has filed an appeal before the Supreme Court of India ("SCI"). SCI has not granted stay on the judgement but stayed refund of FDT. The matter is yet to be heard by SCI. Based on merits of the case and supported by a legal opinion, the Company has not recognised provision for FDT of Rs. 10,429 millions (including paid under protest – Rs. 6,650 millions) and treated it as a contingent liability.

The State of Karnataka on 27 July 2016, has amended Section 98-A of the Forest Act retrospectively substituting the levy as Forest Development Fee (FDF) instead of FDT. In response to the writ petition filed by the Company and others, the Honourable High Court of Karnataka has vide its order dated 4 October 2017, held that the amendment is ultra-vires the Constitution of India and directed the State Government to refund the FDF collected. The State Government has filed an appeal before the SCI, and based on merits of the case duly supported by a legal opinion and a favorable order from the High Court, the Company has not recognised provision for FDF amount of Rs. 12,416 millions (including paid under protest - Rs.2,545 millions) pertaining to the private lease operators & NMDC and treated it as contingent liability.

- (iii) Supreme Court (SC) passed a judgement dated 28 February 2019, relating to components of salary structure that need to be taken into account while computing the contribution to provident fund under the EPF Act. There are numerous interpretative issues relating to the Supreme Court (SC) judgement including the effective date of application. The Company continues to assess any further developments in this matter for the implications on financial statements, if any.

10. Financial guarantees

The Company has issued financial guarantees to banks on behalf of and in respect of loan facilities availed by its group companies.

Refer below for details of financial guarantees issued:

Particulars	Rs. in millions	
	As on 30 June 2019	As on 31 March 2019
Guarantees	31,559	23,859
Standby letter of credit facility	9,189	9,223
Less: Loss allowance against aforesaid	(5,177)	(5,158)
Total	35,571	27,924



NOTES TO THE UNAUDITED CONDENSED STANDALONE INTERIM FINANCIAL STATEMENTS FOR THE THREE MONTHS ENDED 30 JUNE 2019

11. Commitments

Particulars	Rs. in millions	
	As at 30 June 2019	As at 31 March 2019
Estimated amount of contracts remaining to be executed on capital account and not provided for (net of advances)	133,061	139,476

Other commitments:

- The Company from time to time provides need based support to subsidiaries and joint ventures entity towards capital and other requirements.
- The Company entered a five-year Advance Payment and Supply Agreement ("APSA") agreement with Duferco S.A. ("DSA") for supply of Steel Products. Duferco S.A has provided an interest bearing advance amount of US \$ 700 million under this agreement, secured by committed export of steel products to Duferco S.A.
- The Company has imported capital goods under the export promotion capital goods scheme to utilise the benefit of a zero or concessional customs duty rate. These benefits are subject to future exports within the stipulated period. Such export obligations aggregate to

Particulars	Rs. in millions	
	As at 30 June 2019	As at 31 March 2019
Export promotion capital goods scheme	142,383	101,457

- The company has given guarantees aggregating Rs. 1,267 millions on behalf of subsidiaries to Commissioner of Customs in respect of goods imported.

12. Segment Reporting

The Company is in the business of manufacturing steel products having similar economic characteristics, primarily with operations in India and regularly reviewed by the Chief Operating Decision Maker for assessment of Company's performance and resource allocation.

The information relating to revenue from external customers and location of non-current assets of its single, reportable segment has been disclosed as below

a) Revenue from operations

Particulars	Rs. in millions	
	For the three months ended 30 June 2019	For the three months ended 30 June 2018
Within India	153,187	174,237
Outside India	21,805	15,399
Total	174,992	189,636

Revenue from operations have been allocated on the basis of location of customers.

b) Non-current assets

All non-current assets other than financial instruments of the Company are located in India



NOTES TO THE UNAUDITED CONDENSED STANDALONE INTERIM FINANCIAL STATEMENTS FOR THE THREE MONTHS ENDED 30 JUNE 2019

c) Customer contributing more than 10% of Revenue

Rs. in millions

Particulars	For the three months ended	For the three months ended
	30 June 2019	30 June 2018
JSW Steel Coated Products Limited	25,222	26,874
Total	25,222	26,874

13. Earnings per share

Particulars	For the three months ended 30	For the three months ended 30
	June 2019	June 2018
Profit attributable to equity shareholders (Rs. in millions) (A)	14,227	23,381
Weighted average number of equity shares for basic EPS (B)	2,401,750,524	2,405,846,155
Effect of Dilution:		
Weighted average number of treasury shares held through ESOP trust	15,469,916	11,374,285
Weighted average number of equity shares adjusted for the effect of dilution (C)	2,417,220,440	2,417,220,440
Earnings per share of Re. 1 each (EPS) (not annualized)		
Basic EPS (Amount in Rs.) (A/B)	5.92	9.72
Diluted EPS (Amount in Rs.) (A/C)	5.89	9.67

14. Related Party

A Relationships

1 Subsidiaries

JSW Steel (Netherlands) B.V.
 JSW Steel (UK) Limited
 JSW Steel (USA) Inc.
 Periana Holdings, LLC
 Purest Energy, LLC
 Meadow Creek Minerals, LLC
 Hutchinson Minerals, LLC
 R.C. Minerals, LLC
 Keenan Minerals, LLC
 Peace Leasing, LLC
 Prime Coal, LLC
 Planck Holdings, LLC
 Rolling S Augering, LLC
 Periana Handling, LLC
 Lower Hutchinson Minerals, LLC
 Caretta Minerals, LLC



NOTES TO THE UNAUDITED CONDENSED STANDALONE INTERIM FINANCIAL STATEMENTS FOR THE THREE MONTHS ENDED 30 JUNE 2019

A Relationships

JSW Panama Holdings Corporation
Inversiones Eurosh Limitada
Santa Fe Mining
Santa Fe Puerto S.A.
JSW Natural Resources Limited
JSW Natural Resources Mozambique Limitada
JSW ADMS Carvo Lda
Nippon Ispat Singapore (PTE) Limited
Erebus Limited
Arima Holding Limited
Lakeland Securities Limited
JSW Steel Processing Centres Limited
JSW Bengal Steel Limited
JSW Natural Resources India Limited
JSW Energy (Bengal) Limited
JSW Natural Resource Bengal Limited
JSW Jharkhand Steel Limited
Amba River Coke Limited
JSW Steel Coated Products Limited
Peddar Realty Private Limited
JSW Steel (Salav) Limited
Dolvi Minerals & Metals Private Limited
Dolvi Coke Projects Limited
JSW Industrial Gases Private Limited
JSW Realty & Infrastructure Private Limited
JSW Steel Italy S.r.L.
JSW Utkal Steel Limited
Hasaud Steel Limited
Creixent Special Steels Limited (ceased w.e.f. 27.08.2018)
Milloret Steel Limited (ceased w.e.f. 31.08.2018)
Acero Junction Holdings, Inc. (w.e.f. 15.06.2018)
JSW Steel USA Ohio, Inc. (w.e.f. 15.06.2018)
JSW Steel Italy Piombino S.p.A (formerly known as Aferpi S.p.A.) (w.e.f. 24.07.2018)
Piombino Logistics S.p.A. (w.e.f. 24.07.2018)
GSI Lucchini S.p.A. - A JSW Enterprise (formerly known as GSI Lucchini S.p.A.)(w.e.f. 24.07.2018)
JSW Retail Limited (w.e.f. 20.09.2018)
Makler Private Limited (w.e.f. 06.06.2019)
Piombino Steel Limited (w.e.f. 06.06.2019)

2 Joint Ventures

Vijayanagar Minerals Private Limited



NOTES TO THE UNAUDITED CONDENSED STANDALONE INTERIM FINANCIAL STATEMENTS FOR THE THREE MONTHS ENDED 30 JUNE 2019

A Relationships

Rohne Coal Company Private Limited
JSW Severfield Structures Limited
Gourangdih Coal Limited
GEO Steel LLC
JSW Structural Metal Decking Limited
JSW MI Steel Service Centre Private Limited
JSW Vallabh Tin Plate Private Limited
Acciitalia S.p.A. (ceased w.e.f. 16.04.2018)
Creixent Special Steels Limited (w.e.f. 28.08.2018)
Monnet Ispat & Energy Limited (w.e.f. 31.08.2018)

3 Key Management Personnel

a Non-Independent Executive Director

Mr. Sajjan Jindal
Mr. Seshagiri Rao M V S
Dr. Vinod Nowal
Mr. Jayant Acharya

b Independent Non-Executive Director


Mr. Kannan Vijayaraghavan (upto 24.07.2018)
Dr. Vijay Kelkar (upto 24.07.2018)
Mr. N. Jayaram - Nominee Director, KSIIDC (upto 24.07.2018)
Mrs. Gunjan Krishna - Nominee Director, KSIIDC (w.e.f. 21.07.2018)
Mr. Hiroyuki Ogawa - Nominee Director, JFE Steel Corporation
Mrs. Punita Kumar Sinha
Mr. Malay Mukerjee
Mr. Haigreave Khaitan
Mr. Seturaman Mahalingam
Mrs. Nirupama Rao (w.e.f. 21.07.2018)
Mr. Harsh Charandas Mariwala (w.e.f. 21.07.2018)

c Mr. Rajeev Pai - Chief Financial Officer

d Mr. Lancy Varghese - Company Secretary

4 Relatives of KMP

Mrs. Savitri Devi Jindal
Mr. Prithvi Raj Jindal
Mr. Naveen Jindal
Mrs. Nirmala Goyal
Mrs. Urmila Bhuwalka
Mrs. Sangita Jindal
Mrs. Tarini Jindal Handa



NOTES TO THE UNAUDITED CONDENSED STANDALONE INTERIM FINANCIAL STATEMENTS FOR THE THREE MONTHS ENDED 30 JUNE 2019

A Relationships

Mrs. Tanvi Shete

Mr. Parth Jindal

5 Other Related Parties

JSW Energy Limited

JSW Energy (Barmer) Limited (formerly known as Raj West Power Limited)

JSW Power Trading Company Limited (formerly known as JSW Green Energy Limited)

JSW Hydro Energy Limited (formerly known as Himachal Baspa Power Company Limited)

JSW Solar Limited

Jindal Stainless Limited

JSL Lifestyle Limited

Jindal Saw Limited

Jindal Saw USA LLC

Jindal Tubular (India) Limited

Jindal Urban Waste Management Limited

Jindal Rail Infrastructure Limited

Jindal Steel & Power Limited

India Flysafe Aviation Limited

JSW Infrastructure Limited

JSW Jaigarh Port Limited

South West Port Limited

JSW Dharamatar Port Private Limited

JSW Paradip Terminal Private Limited

Jaigarh Digni Rail Limited

JSW Cement Limited

JSW Cement, FZE

South West Mining Limited

JSW Projects Limited

JSW IP Holdings Private Limited

JSoft Solutions Limited

Reynold Traders Private Limited

JSW Techno Projects Management Limited

JSW Global Business Solutions Limited

Jindal Industries Private Limited

JSW Foundation

Jindal Technologies & Management Services Private Limited

Epsilon Carbon Private Limited

JSW Living Private Limited

JSW International Trade Corp PTE Limited



NOTES TO THE UNAUDITED CONDENSED STANDALONE INTERIM FINANCIAL STATEMENTS FOR THE THREE MONTHS ENDED 30 JUNE 2019

A Relationships

Jindal Education Trust
JSW Paints Private Limited
Toshiba JSW Power System Private Limited
MJSJ Coal Limited
JSW Bengaluru Football Club Private Limited
Utkarsh Advisory Services Private Limited
Epsilon Aerospace Private Limited
Khaitan & Company#
Vinar Systems Private Limited ## (ceased w.e.f.31.05.2018)
Danta Enterprises Private Limited
Glebe Trading Private Limited
JSW Holdings Limited
JSW Investments Private Limited
JSW Logistics Infrastructure Private Limited
Sahyog Holdings Private Limited
Virtuous Tradecorp Private Limited
S K Jindal and Sons HUF
P R Jindal HUF

5 Post Employment Benefit Entity

JSW Steel EPF Trust
Jindal Steel Group Gratuity Trust
JSW Steel Limited Employee Gratuity Fund

Mr. Haigreve Khaitan is a partner in Khaitan & Company

Mr. Haigreve Khaitan was a director in Vinar Systems Private Limited upto 31.05.2018



NOTES TO THE UNAUDITED CONDENSED STANDALONE INTERIM FINANCIAL STATEMENTS FOR THE THREE MONTHS ENDED 30 JUNE 2019

B. Transactions with Related Parties

(Rs. in millions)

Particulars	Subsidiaries	Joint Ventures	Other Related Parties	Total
Purchase of goods / power & fuel / services	14,152	81	51,291	65,524
	13,336	186	48,964	62,486
Reimbursement of expenses incurred on our behalf by	44	-	3	47
	2	-	5	7
Sales of goods/power & fuel	27,946	3,166	6,555	37,667
	27,417	1,596	6,106	35,119
Other income/ interest income/ dividend income	481	32	88	601
	1,225	6	142	1,373
Purchase of assets	43	2,505	1,411	3,959
	31	894	516	1,441
Advance given/(received back)	-	-	(18)	(18)
	-	-	(28)	(28)
Lease and other advances refunded	-	-	-	-
	-	-	148	148
Donation/ CSR Expenses	-	-	17	17
	-	-	18	18
Recovery of Expenses incurred by us on their behalf	310	16	149	475
	266	9	24	299
Investments / Share Application Money given during the Period	35	6	-	41
	415	3	-	418
Investments / Share Application Money refunded during the period	-	3	-	3
	-	-	-	-
Guarantees and collaterals provided by the Company on behalf	3,496	-	-	3,496
	5,562	-	-	5,562
Adjustment of receivable/(payable)	2,450	-	-	2,450
	196	-	-	196
Lease interest cost	918	-	566	1,484
	912	-	487	1,399
Lease liabilities/finance lease obligation repayment	440	-	587	1,027
	330	-	497	827
Redemption/Sale of Shares	-	-	-	-
	502	-	-	502
Loan given	3,324	-	-	3,324
	3,990	-	-	3,990
Loans given received back	3,463	-	-	3,463
	-	-	-	-
Post employment benefits plans	-	-	53	53
	-	-	48	48

Amount in italics is for three months ended 30 June 2018

Remuneration to Key Managerial Personnel for Apr'19 to June'19 – Rs. 142 millions (Apr'18 to June'18 - Rs. 238 millions)

In view of the uncertainty involved in collectability, revenue as interest income of Rs. 1,189 millions (previous period Rs. 963 millions) have not been recognized on loan provided to certain overseas subsidiaries.



NOTES TO THE UNAUDITED CONDENSED STANDALONE INTERIM FINANCIAL STATEMENTS FOR THE THREE MONTHS ENDED 30 JUNE 2019

C. Amount due to/ from related parties

(Rs. in millions)

Particulars	Subsidiaries	Joint Ventures	Other Related Parties	Total
Trade payables	701	348	18,737	19,786
	889	73	16,495	17,457
Advance received from customers	12	-	6	18
	12	-	4	16
Lease & other deposit received	96	130	383	609
	96	130	382	608
Lease & other deposit given	-	-	593	593
	-	-	593	593
Trade receivables	8,286	1,031	2,637	11,954
	8,550	1,292	1,900	11,742
Share application money given	23	8	-	31
	-	5	-	5
Capital / Revenue Advance	4,565	240	2,837	7,642
	6,554	662	3,021	10,237
Loan and Advances given	79,453	1,254	166	80,873
	79,775	1,254	139	81,168
Interest Receivable	6,527	-	-	6,527
	6,366	-	-	6,366
Allowances for loans and advances given	6,763	-	-	6,763
	6,763	-	-	6,763
Lease liabilities/finance lease obligation	28,306	-	13,854	42,160
	26,630	-	14,441	41,071
Guarantees and collaterals provided by the Company on behalf	36,838	-	-	36,838
	29,190	-	-	29,190
Post employment benefits plans	-	-	666	666
	-	-	677	677

Amount in italics is as at 31 March 2019



NOTES TO THE UNAUDITED CONDENSED STANDALONE INTERIM FINANCIAL STATEMENTS FOR THE THREE MONTHS ENDED 30 JUNE 2019

15. The Resolution Plan submitted by the Company for Vardhman Industries Limited (VIL) was approved with some modifications, by the Hon'ble National Company Law Tribunal (NCLT) New Delhi, by its order dated 16 April 2019. The Company filed an appeal challenging the said NCLT Order before National Company Law Appellate Tribunal (NCLAT), the matter is partly heard and now listed on 26 August 2019 for further hearing.
16. The Board of Directors of the Company at their meeting held on 25 October 2018, considered and approved the Scheme of Amalgamation pursuant to sections 230 - 232 and other applicable provisions of the Companies Act, 2013, providing for the merger of its wholly owned subsidiaries, Dolvi Minerals and Metals Private Limited, Dolvi Coke Projects Limited, JSW Steel Processing Centre Limited, and JSW Steel (Salav) Limited with the Company. The said scheme has been filed with NCLT Mumbai and NCLT Ahmedabad. NCLT Mumbai has approved the said Scheme and hearing are in progress at NCLT Ahmedabad.
17. The Company units at Dolvi in Maharashtra and Vijayanagar in Karnataka are eligible for incentives under the respective State Industrial Policy and have been availing incentives in the form of VAT deferral / CST refunds historically. The Company currently recognises income for such government grants, on the basis using State Goods & Service Tax rates instead of VAT rates, in accordance with the relevant notifications issued by the State of Maharashtra and the State of Karnataka post implementation of Goods & Services Tax (GST).

The State Government of Maharashtra ('GOM') vide its Government Resolution (GR) dated 20 December 2018 issued the modalities for sanction and disbursement of incentives, under GST regime, and introduced certain new conditions / restrictions for accruing incentive benefits granted to the Company including denying incentives on related party transactions and certain other restrictions. Subsequently, the GOM issued a corrigendum dated 08 March 2019 to the above mentioned GR allowing eligible units to claim incentives on related party transactions.

The management has evaluated the impact of other conditions imposed and has obtained legal advice on the tenability of these changes in the said scheme. Based on such legal advice, the Company has also made the representation to GOM and believes that said Incentives would continue to be made available to the Company under the GST regime, since the new conditions are not tenable legally and will contest these changes appropriately.

Accordingly, the Company has recognized grant income without giving effect to the above restrictions amounting to Rs. 391 millions for the quarter ended 30 June 2019. Further, the Company had recognized, in the previous years, grant income in relation to such restrictions of Rs. 2,707 millions. The cumulative amount receivable towards the same as at 30 June 2019 amounting to Rs. 3,098 millions has been considered good and recoverable.



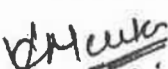
NOTES TO THE UNAUDITED CONDENSED STANDALONE INTERIM FINANCIAL STATEMENTS FOR THE THREE MONTHS ENDED 30 JUNE 2019

18. Dividend distribution

On 24 May 2019 the board of directors recommended a final dividend of Rs. 4.10 per equity share be paid to shareholders for financial year 2018-19, which was approved by the shareholders at the Annual General Meeting held on 25 July 2019. The dividend would result in a cash outflow of Rs. 11,948 millions inclusive of dividend distribution tax of Rs. 2,037 millions.

As per our report of even date


For S R B C & CO LLP
Chartered Accountants
ICAI Firm Reg. No.: 324982E/E300003


per VIKRAM MEHTA
Partner
Membership No.:105938



Place: Mumbai
Date: 12 AUG 2019

For and on behalf of the Board of Directors


RAJEEV PAI
Chief Financial Officer


LANCY VARGHESE
Company Secretary
ICSI Membership No. FCS 9407

Place: Mumbai
Date: 12 AUG 2019


SESHAGIRI RAO M.V.S
Jt. Managing Director & Group CFO
DIN 00029136


JAYANT ACHARYA
Director (Commercial & Marketing)
DIN 00106543






JSW Steel Limited

**Unaudited Condensed Consolidated
Interim Financial Statements June 2019**

Report on Review of Unaudited Condensed Consolidated Interim Financial Statements**To the Board of Directors of JSW Steel Limited**

We have reviewed the accompanying Unaudited Condensed Consolidated Interim Financial Statements of JSW Steel Limited (the "Company") including its subsidiaries (together referred to as "the Group") and its joint ventures, which comprises the Unaudited Condensed Consolidated Interim Balance Sheet as at June 30, 2019, the Unaudited Condensed Consolidated Interim Statement of Profit and Loss (including other comprehensive income), the Unaudited Condensed Consolidated Interim Statement of Cash Flow and the Unaudited Condensed Consolidated Interim Statement of Changes in Equity for the three months period then ended, and selected explanatory notes (together hereinafter referred to as the "Unaudited Condensed Consolidated Interim Financial Statements"). The Unaudited Condensed Consolidated Interim Financial Statements have been prepared by the Company for the purpose of inclusion in the Offering Circulars in connection with the proposed issuance of foreign currency notes to be listed on Singapore Stock Exchange.

Management's Responsibility for the Unaudited Condensed Consolidated Interim Financial Statements

The Company's Board of Directors is responsible with respect to the preparation of these Unaudited Condensed Consolidated Interim Financial Statements in accordance with the requirements of Indian Accounting Standard 34 - Interim Financial Reporting ("Ind AS 34"), specified under section 133 of the Companies Act, 2013 (the "Act"), read with the relevant rules issued thereunder and other recognised accounting principle and policies.

Auditor's Responsibility for the Unaudited Condensed Consolidated Interim Financial Statements

We conducted our review in accordance with the Standard on Review Engagements (SRE) 2410, "Review of Interim Financial Information Performed by the Independent Auditors of the Entity", issued by the Institute of Chartered Accountants of India. This standard require that we plan and perform the review to obtain moderate assurance as to whether the financial statements are free from material misstatement. A review is limited primarily to inquiries of company personnel and analytical procedures applied to financial data and thus provides less assurance than an audit. We have not performed an audit and accordingly, we do not express an audit opinion.

Conclusion

Based on our review conducted as above and based on the consideration of the reports of other auditors on the Unaudited Condensed Interim Financial Statements of the Company's subsidiaries and joint ventures, nothing has come to our attention that causes us to believe that the accompanying Unaudited Condensed Consolidated Interim Financial Statements are not prepared, in all material respects, in accordance with the requirements of Indian Accounting Standard 34, Interim Financial Reporting ("Ind AS 34") as specified under Section 133 of the Companies Act, 2013 read with relevant rules issued thereunder and other recognised accounting practices and policies.



Other Matters

We did not review Unaudited Condensed Interim Financial Statements considered in the preparation of the Unaudited Condensed Consolidated Interim Financial Statements, in respect of 8 subsidiaries, whose unaudited condensed interim financial statements reflect total assets of Rs. 116,987 million as at June 30, 2019, and total revenues of Rs. 26,192 million and net cash outflows amounting to Rs. 1,297 million for the three months ended on that date. These unaudited condensed interim financial statements have been reviewed by other auditors and whose reports have been furnished to us by the management.

The Unaudited Condensed Consolidated Interim Financial Statements also include the Group's share of net loss after tax of Rs. 344 million for the three months ended June 30, 2019, in respect of 5 joint ventures, whose unaudited condensed interim financial information have been reviewed by other auditors and whose reports have been furnished to us by the management.

Our conclusion, in so far as it relates to the affairs of such subsidiaries and joint ventures, is based solely on the report of other auditors. Our conclusion is not modified in respect of this matter.

We did not review unaudited condensed interim financial statements considered in the preparation of the Unaudited Condensed Consolidated Interim Financial Statements, in respect of 26 subsidiaries, whose unaudited condensed interim financial statements reflect total assets of Rs. 32,942 million as at June 30, 2019 and total revenues of Rs. 121 million and net cash inflows of Rs. 20 million for the three months ended on that date. These unaudited condensed interim financial statements have been certified by the management and have not been reviewed.

The Unaudited Condensed Consolidated Interim Financial Statements also includes the Group's share of net profit after tax of Rs. 149 million for the three months ended June 30, 2019, in respect of 5 joint ventures, whose unaudited condensed interim financial information have not been reviewed and are considered in the preparation of the Unaudited Condensed Consolidated Interim Financial Statements based on their unaudited condensed interim financial statements which are certified by the Management.


Our conclusion, in so far as it relates to the affairs of such subsidiaries and joint ventures, is based solely on the management accounts of these entities. Our conclusion is not modified in respect of this matter.

Certain of these subsidiaries and joint ventures are located outside India whose financial statements and other financial information have been prepared in accordance with accounting principles generally accepted in their respective countries and which have been reviewed by other auditors under generally accepted auditing standards applicable in their respective countries. The Company's management has converted the financial statements of such subsidiaries and joint ventures located outside India from accounting principles generally accepted in their respective countries to accounting principles generally accepted in India. We have reviewed these conversion adjustments made by the Company's management. Our opinion in so far as it relates to the balances and affairs of such subsidiaries and joint ventures located outside India is based on the report of other auditors and the conversion adjustments prepared by the management of the Company and reviewed by us.



The accompanying unaudited Condensed Consolidated Interim Financial Statements have been prepared solely for the purpose of inclusion in the Offering Circulars in connection with the proposed issuance of foreign currency notes by the Company to be listed on Singapore Stock Exchange. Accordingly, this report should not be used, referred to or distributed for any other purpose without our prior written consent.

For SRBC & CO LLP
Chartered Accountants
ICAI Firm Registration Number: 324982E/E300003



per Vikram Mehta
Partner

Membership Number: 105938
UDIN : 19105938AAAABU3639

Place of Signature: Mumbai

Date: 12 August 2019



JSW STEEL LIMITED

UNAUDITED CONDENSED CONSOLIDATED INTERIM BALANCE SHEET AS AT 30 JUNE 2019

		Rs. in million	
		As at	As at
		30 June 2019	31 March 2019
I	ASSETS	Notes	
	(1) Non-current assets		
	(a) Property, plant and equipment	3	584,991
	(b) Capital work-in-progress		156,773
	(c) Right of use assets	5	26,890
	(d) Goodwill		8,437
	(e) Other intangible assets		1,970
	(f) Intangible assets under development		4,066
	(g) Investments in joint ventures		5,903
	(h) Financial assets		
	(i) Investments		11,385
	(ii) Loans		4,479
	(iii) Other financial assets		2,764
	(i) Current tax assets (net)		1,653
	(j) Deferred tax assets (net)		1,237
	(k) Other non-current assets		38,820
	Total non-current assets		849,368
	(2) Current assets		
	(a) Inventories		154,442
	(b) Financial assets		
	(i) Investments		1,055
	(ii) Trade receivables		64,205
	(iii) Cash and cash equivalents		68,639
	(iv) Bank balances other than (iii) above		30,412
	(v) Loans		6,716
	(vi) Derivative assets		2,187
	(vii) Other financial assets		26,369
	(c) Current tax assets (net)		62
	(d) Other current assets		28,562
	(e) Assets classified as held for sale		191
	Total current assets		382,840
	TOTAL - ASSETS		1,232,208
	II EQUITY AND LIABILITIES		
	(1) Equity		
	(a) Equity share capital		3,012
	(b) Other equity		354,628
	Equity attributable to owners of the Company		357,640
	Non-controlling interests		(4,665)
	Total equity		352,975



JSW STEEL LIMITED

UNAUDITED CONDENSED CONSOLIDATED INTERIM BALANCE SHEET AS AT 30 JUNE 2019 (Continued)

	Notes	Rs. in million	
		As at 30 June 2019	As at 31 March 2019
Liabilities			
(2) Non-current liabilities			
(a) Financial liabilities			
(i) Borrowings	4 (a)	308,021	296,559
(ii) Lease liabilities	5	17,718	-
(iii) Other financial liabilities		4,705	5,318
(b) Provisions		2,645	2,583
(c) Deferred tax liabilities (net)		41,746	38,936
(d) Other non-current liabilities		39,651	42,210
Total non-current liabilities		414,486	385,606
(3) Current liabilities			
(a) Financial liabilities			
(i) Borrowings	4 (b)	80,674	63,325
(ii) Trade payables			
a) Total outstanding, dues of micro and small enterprises		260	389
b) Total outstanding, dues of creditors other than micro and small enterprises		160,239	161,202
(iii) Derivative liabilities		2,913	3,785
(iv) Lease liabilities	5	3,244	-
(v) Other financial liabilities		189,742	168,344
(b) Provisions		1,463	1,337
(c) Other current liabilities		22,881	19,764
(d) Current tax liabilities (net)		3,331	1,956
Total current liabilities		464,747	420,102
Total liabilities		879,233	805,708
TOTAL – EQUITY AND LIABILITIES		1,232,208	1,149,156

See accompanying notes forming part of the Unaudited Condensed Consolidated Interim Financial Statements


As per our report of even date
For S R B C & CO LLP
Chartered Accountants
ICAI Firm Registration Number: 324982E/E300003


per VIKRAM MEHTA
Partner
Membership No. 105938



Place: Mumbai
Date: 12 AUG 2019

For and on behalf of the Board of Directors


RAJEEV PAI
Chief Financial Officer


SESHAGIRI RAO M.V.S.
Jt. Managing Director & Group CFO
DIN 00029136


LANCY VARGHESE
Company Secretary
ICSI Membership No. FCS 9407


JAYANT ACHARYA
Director (Commercial & Marketing)
DIN 00106543

Place: Mumbai
Date: 12 AUG 2019

JSW STEEL LIMITED

UNAUDITED CONDENSED CONSOLIDATED INTERIM STATEMENT OF PROFIT AND LOSS FOR THE THREE MONTHS ENDED 30 JUNE 2019

		Rs. In million	
		For the three months ended	
		30 June 2019	30 June 2018
	Notes		
I	Revenue from operations	198,119	205,191
II	Other income	1,410	579
III	Total income (I + II)	199,529	205,770
IV	Expenses		
	Cost of materials consumed	113,901	106,605
	Purchases of stock-in-trade	252	165
	Changes in inventories of finished goods, work-in-progress and stock-in-trade	(10,526)	(4,642)
	Employee benefits expense	7,594	5,349
	Finance costs	10,416	8,867
	Depreciation and amortisation expense	10,261	9,051
	Other expenses	49,746	46,668
	Total expenses	181,644	172,063
V	Profit before share of profit / (loss) from joint ventures (net), and tax (III-IV)	17,885	33,707
VI	Share of profit / (loss) from joint ventures (net)	(190)	215
VII	Profit before tax (V+VI)	17,695	33,922
VIII	Tax expense/(benefit)		
	Current tax	4,826	7,520
	Deferred tax	2,792	3,008
		7,618	10,528
IX	Profit for the period (VII-VIII)	10,077	23,394



JSW STEEL LIMITED

UNAUDITED CONDENSED CONSOLIDATED INTERIM STATEMENT OF PROFIT AND LOSS FOR THE THREE MONTHS ENDED 30 JUNE 2019 (Continued)

		Rs. in million	
		For the three months ended	
		30 June 2019	30 June 2018
X	Other comprehensive Income / (loss)		
A	(i) Items that will not be reclassified to profit or loss		
	a) Remeasurement losses of the defined benefit plans	(40)	(44)
	b) Equity instruments through other comprehensive income	(574)	(733)
	(ii) Income tax relating to items that will not be reclassified to profit or loss	13	15
	Total (A)	(601)	(762)
B	(i) Items that will be reclassified to profit or loss		
	a) The effective portion of gain / (loss) on hedging instruments	(666)	(333)
	b) Changes in Foreign currency monetary item translation difference account (FCMITDA)	575	(2,198)
	c) Foreign currency translation reserve (FCTR)	(7)	(495)
	(ii) Income tax relating to items that will be reclassified to profit or loss	32	884
	Total (B)	(66)	(2,142)
	Total other comprehensive income/(loss) (A+B)	(667)	(2,904)
XI	Total comprehensive income/(loss) (IX+X)	9,410	20,490
Total Profit/(loss) for the period attributable to:			
	- Owners of the Company	10,274	23,664
	- Non-controlling interests	(197)	(270)
		10,077	23,394
Other comprehensive income/(loss) for the period attributable to:			
	- Owners of the Company	(688)	(2,691)
	- Non-controlling interests	21	(213)
		(667)	(2,904)
Total comprehensive income/(loss) for the period attributable to:			
	- Owners of the Company	9,586	20,973
	- Non-controlling interests	(176)	(483)
		9,410	20,490
XII	Earnings per equity share of Re 1 each (not annualized)	7	
	Basic (in Rs.)	4.28	9.84
	Diluted (in Rs.)	4.25	9.79

See accompanying notes forming part of the Unaudited Condensed Consolidated Interim Financial Statements

As per our report of even date

For S R B C & CO LLP

Chartered Accountants

ICAI Firm Registration Number: 324982E/E300003

Vikram Mehta
per **VIKRAM MEHTA**
Partner
Membership No. 105938



Place: Mumbai

Date: 12 AUG 2019

For and on behalf of the Board of Directors

Rajeev Pai
RAJEEV PAI
Chief Financial Officer

Seshagiri Rao M.V.S.
SESHAGIRI RAO M.V.S.
Jt. Managing Director & Group CFO
DIN 00029136

Lancy Varghese
LANCY VARGHESE
Company Secretary
ICSI Membership No. FCS 9407

J. Acharya
JAYANT ACHARYA
Director (Commercial & Marketing)
DIN 00106543

Place: Mumbai
Date: 12 AUG 2019

JSW STEEL LIMITED

UNAUDITED CONDENSED CONSOLIDATED INTERIM STATEMENT OF CHANGES IN EQUITY FOR THE THREE MONTHS ENDED 30 JUNE 2019

A. Equity share capital

For the three months ended 30 June 2019

		Rs. in million
As at 1 April 2019	Movement during the period	As at 30 June 2019
3,012	@	3,012

@ - Rs. 0.18 million

For the three months ended 30 June 2018

		Rs. in million
As at 1 April 2018	Movement during the period	As at 30 June 2018
3,017	(1)	3,016



JSW STEEL LIMITED

UNAUDITED CONDENSED CONSOLIDATED INTERIM STATEMENT OF CHANGES IN EQUITY FOR THE THREE MONTHS ENDED 30 JUNE 2019 (Continued)

B. Other equity

For the three months ended 30 June 2019

	Reserves and surplus								Other comprehensive income / (loss)				Attributable to owners of the parent	Non-controlling interest (NCI)	Total
	Capital reserve	Securities premium reserve	Capital redemption reserve	Debenture redemption reserve	Retained earnings	Equity settled share based payment reserve	General reserve	Capital reserve on bargain purchase	FCTR	Equity instruments through other comprehensive income	Effective portion of cash flow hedges	FCMITDA			
Balance as at 1 April 2019	35,845	54,166	5,314	2,851	137,377	914	98,987	10,171	(5,536)	4,759	656	(568)	344,936	(4,500)	340,436
Profit for the period	-	-	-	-	10,274	-	-	-	-	-	-	-	10,274	(197)	10,077
Other comprehensive income / (loss) for the period, net of income tax	-	-	-	-	(27)	-	-	-	(28)	(574)	(433)	374	(688)	21	(667)
Impact of ESDP trust consolidation	-	-	-	-	15	-	-	-	-	-	-	-	15	-	15
Recognition of share-based payments	-	-	-	-	-	90	-	-	-	-	-	-	90	-	90
Transfer to Capital redemption reserve	-	-	607	-	-	-	(607)	-	-	-	-	-	-	-	-
Impact of compound financial instruments, net of taxes	-	-	-	-	-	-	-	-	-	-	-	-	-	10	10
Others	-	-	-	-	1	-	-	-	-	-	-	-	1	1	2
Balance as at 30 June 2019	35,845	54,166	5,921	2,851	147,640	1,004	98,380	10,171	(5,564)	4,185	223	(194)	354,628	(4,665)	349,963

Rs. in million



JSW STEEL LIMITED
UNAUDITED CONDENSED CONSOLIDATED INTERIM STATEMENT OF CHANGES IN EQUITY FOR THE THREE MONTHS ENDED 30 JUNE 2019 (Continued)

For the three months ended 30 June 2018

Rs. in million

	Reserves and surplus								Other comprehensive income / (loss)				Attributable to owners of the parent	Non-controlling interest (NCI)	Total
	Capital reserve	Securities premium reserve	Capital redemption reserve	Debenture redemption reserve	Retained earnings	Equity settled share based payment reserve	General reserve	Capital reserve on bargain purchase	FCTR	Equity instruments through other comprehensive income	Effective portion of cash flow hedges	FCMITDA			
Balance as at 1 April 2018	35,845	54,166	1,494	1,406	75,287	411	102,809	6,093	(5,187)	4,777	106	(250)	276,957	(4,641)	272,316
Profit for the period	-	-	-	-	23,664	-	-	-	-	-	-	-	23,664	(270)	23,394
Other comprehensive income / (loss) for the period, net of income tax	-	-	-	-	(29)	-	-	-	(282)	(733)	(217)	(1,430)	(2,691)	(213)	(2,904)
Impact of ESOP trust consolidation	-	-	-	-	(268)	-	-	-	-	-	-	-	(268)	-	(268)
Recognition of share based payments	-	-	-	-	-	96	-	-	-	-	-	-	96	-	96
Transfer to Capital redemption reserve	-	-	1,305	-	-	-	(1,305)	-	-	-	-	-	-	-	-



JSW STEEL LIMITED

UNAUDITED CONDENSED CONSOLIDATED INTERIM STATEMENT OF CHANGES IN EQUITY FOR THE THREE MONTHS ENDED 30 JUNE 2019 (Continued)

For the three months ended 30 June 2018 (Continued)

	Reserves and surplus							Other comprehensive income / (loss)				Attributable to owners of the parent	Non-controlling interest (NCI)	Total	
	Capital reserve	Securities premium reserve	Capital redemption reserve	Debenture redemption reserve	Retained earnings	Equity settled share based payment reserve	General reserve	Capital reserve on bargain purchase	FCTR	Equity instruments through other comprehensive income	Effective portion of cash flow hedges				FCMITDA
Impact of compound financial instruments, net of taxes	-	-	-	-	-	-	-	-	-	-	-	-	-	77	77
Others	-	-	-	-	(28)	-	-	-	-	-	-	-	(28)	-	(28)
Balance as at 30 June 2018	35,845	54,166	2,799	1,406	98,626	507	101,504	6,093	(5,469)	4,044	(111)	(1,680)	297,730	(5,047)	292,683

See accompanying notes forming part of the Unaudited Condensed Consolidated Interim Financial Statements

As per our report of even date
For S R B C & CO LLP
Chartered Accountants
ICAI Firm Registration Number: 324982E/E300003

per **VIKRAM MEHTA**
Partner
Membership No. 105938



Place: Mumbai

Date: 12 AUG 2019

RAJEEV PAI
Chief Financial Officer

LANCY VARGHESE
Company Secretary
ICSI Membership No. FCS 9407

Place: Mumbai

Date: 12 AUG 2019

For and on behalf of the Board of Directors

SESHAGIRI RAO M.V.S.
Jt. Managing Director & Group CFO
DIN 00029136

JAYANT ACHARYA
Director (Commercial & Marketing)
DIN 00106543

JSW STEEL LIMITED

UNAUDITED CONDENSED CONSOLIDATED INTERIM STATEMENT OF CASH FLOWS FOR THE THREE MONTHS ENDED 30 JUNE 2019

	Rs. in million	
	For the three months ended	
	30 June 2019	30 June 2018
A. Cash flow from operating activities		
Net profit before tax	17,695	33,922
Share of profit / (loss) from joint ventures (net)	190	(215)
Net profit before tax (adjusted)	17,885	33,707
Adjustments for:		
Depreciation and amortization expense	10,261	9,051
Loss on sale of property, plant and equipment	21	5
Gain on sale of current investments designated as FVTPL	(53)	(39)
Export obligation deferred income amortization	(33)	348
Interest income	(1,140)	(424)
Interest expense	9,815	8,116
Unrealised exchange (gain)/ loss	1,945	2,070
Net gain / (loss) arising of financial instruments designated as FVTPL	(7)	(40)
Unwinding of interest on financial assets carried at amortised cost	(126)	-
Share based payment expense	90	96
Allowances for doubtful receivable and advances	116	-
	20,889	19,183
Operating profit before working capital changes	38,774	52,890
Adjustments for :		
(Increase) in inventories	(8,962)	(11,424)
Decrease / (increase) in trade receivables	6,247	(6,494)
(Increase) in other assets	(7,930)	(12,157)
(Decrease) / increase in trade payable and other liabilities	(2,601)	15,321
Increase in provisions	146	188
	(13,100)	(14,566)
Cash flow from operations	25,674	38,324
Income taxes paid	(2,708)	(6,995)
Net cash generated from operating activities	22,966	31,329
B. Cash flow from investing activities		
Payments for property, plant and equipment and intangibles (including capital advances)	(31,186)	(20,326)
Proceeds from sale of property, plant and equipment	29	37
Net cash outflow on acquisition of business / acquisition of NCI	-	(4,153)
Investment in joint ventures	(5)	(2)
Purchase of current investments	(7,616)	(37,242)
Sale of current investments	7,447	35,921
Bank deposits not considered as cash and cash equivalents (net)	(24,710)	(132)
Interest received	1,144	429
Net cash used in investing activities	(54,897)	(25,468)



JSW STEEL LIMITED

UNAUDITED CONDENSED CONSOLIDATED INTERIM STATEMENT OF CASH FLOWS FOR THE THREE MONTHS ENDED 30 JUNE 2019 (Continued)

Rs. in million

	For the three months ended	
	30 June 2019	30 June 2018
C. Cash flow from financing activities		
Proceeds of sale of treasury shares	17	-
Payment for purchase of treasury shares	-	(265)
Proceeds from non-current borrowings	46,364	19,467
Repayment of non-current borrowings	(8,628)	(10,493)
Proceeds from / repayment of current borrowings (net)	17,349	(1,069)
Repayment of lease liabilities / finance lease obligations	(726)	(532)
Interest paid (including upfront fees on loans)	(9,649)	(9,192)
Net cash used in financing activities	44,727	(2,084)
Net increase in cash and cash equivalents(A+B+C)	12,796	3,777
Cash and cash equivalents at the beginning of period	55,807	5,816
Add: Translation adjustment in cash and cash equivalents	36	(13)
Cash and cash equivalents at the end of period	68,639	9,580

See accompanying notes forming part of the Unaudited Condensed Consolidated Interim Financial Statements

As per our report of even date

For S R B C & CO LLP

Chartered Accountants

ICAI Firm Registration Number: 324982E/E300003

Vikram Mehta

per VIKRAM MEHTA
Partner
Membership No. 105938



Place: Mumbai

Date: 12 AUG 2019

Rajeev Pai

RAJEEV PAI
Chief Financial Officer

Lancy Varghese

LANCY VARGHESE
Company Secretary
ICSI Membership No. FCS 9407

Place: Mumbai

Date: 12 AUG 2019

For on behalf of the Board of Directors

Seshagiri Rao M.V.S.

SESHAGIRI RAO M.V.S.
Jt. Managing Director & Group CFO
DIN 00029136

J. Acharya

JAYANT ACHARYA
Director (Commercial & Marketing)
DIN 00106543



JSW STEEL LIMITED

NOTES TO THE UNAUDITED CONDENSED CONSOLIDATED INTERIM FINANCIAL STATEMENTS AS AT AND FOR THE THREE MONTHS ENDED 30 JUNE 2019

1. General Information

JSW Steel Limited ("the Company" or 'the Parent') is primarily engaged in the business of manufacture and sale of Iron and Steel Products.

The Parent and its subsidiaries (together referred to as "the Group") are manufacturer of diverse range of steel products with it's manufacturing facilities located in states of Karnataka, Maharashtra and Tamil Nadu in India and also in the United States of America.

JSW Steel Limited is a public limited company incorporated in India on 15 March 1994 under the Companies Act, 1956 and listed on the Bombay Stock Exchange and National Stock Exchange. The registered office of the Company is JSW Centre, Bandra Kurla Complex, Bandra (East), Mumbai – 400051.

2. Significant Accounting policies

I. Statement of compliance

These Unaudited Condensed Consolidated Interim Financial Statements have been prepared in accordance with the requirements of Indian Accounting Standards 34 'Interim Financial Reporting' ('Ind AS 34'), prescribed under the Section 133 of the Companies Act, 2013 read with Rule 3 of the Companies (Indian Accounting Standards) Rules, 2015, (as amended from time to time).

II. Basis of preparation and presentation

The Group has prepared these Unaudited Condensed Consolidated Interim Financial Statements which comprise the Unaudited Condensed Consolidated Interim Balance Sheet as at 30 June 2019, the Unaudited Condensed Consolidated Interim Statement of Profit and Loss, the Unaudited Condensed Consolidated Interim Statements of Changes in Equity and the Unaudited Condensed Consolidated Interim Statements of Cash Flows for the three months ended 30 June 2019, and other explanatory information (together hereinafter referred to as "Unaudited Condensed Consolidated Interim Financial Statements" or "financial statements").

The Unaudited Condensed Consolidated Interim Financial Statements have been prepared on the historical cost basis except for certain financial instruments measured at fair values at the end of each reporting period and acquisition of subsidiaries where assets and liabilities are measured at fair values as at the date of acquisition in accordance with Ind AS 103.

The Unaudited Condensed Consolidated Interim Financial Statements do not include all the information and disclosures normally included in annual financial statements. Accordingly, these financial statements are to be read in conjunction with annual financial statements for the year ended 31 March 2019 and any public announcement made during interim reporting period. The annual financial statements for the year ended 31 March 2019 were prepared in Rs. in crores, however these financial statements have been prepared in Rs. in millions herein.

Accounting policies and methods of computation followed in the Unaudited Condensed Consolidated Interim Financial Statements are same as compared with the annual financial statements for the year ended 31 March 2019, except for adoption of new standard or any pronouncements effective from 1 April 2019.

No reportable subsequent event has occurred till the date of issue of these financial statements.



JSW STEEL LIMITED

NOTES TO THE UNAUDITED CONDENSED CONSOLIDATED INTERIM FINANCIAL STATEMENTS AS AT AND FOR THE THREE MONTHS ENDED 30 JUNE 2019

III. Implementation of Ind AS 116

Ind AS 116 supersedes Ind AS 17 Leases including evaluating the substance of transactions involving the legal form of a Lease. The standard sets out the principles for the recognition, measurement, presentation and disclosure of leases and requires lessees to account for all leases under a single on-balance sheet model.

Lessor accounting under Ind AS 116 is substantially unchanged under Ind AS 17. Lessors will continue to classify leases as either operating or finance leases using similar principles as in Ind AS 17. Therefore, Ind AS 116 did not have an impact for leases where the Group is the lessor.

The Group adopted Ind AS 116 using the modified retrospective method of adoption with the date of initial application of 1 April 2019.

Right-of-use assets

The Group recognises right-of-use assets at the commencement date of the lease (i.e., the date the underlying asset is available for use). Right-of-use assets are measured at cost, less any accumulated depreciation and impairment losses, and adjusted for any remeasurement of lease liabilities. The cost of right-of-use assets includes the amount of lease liabilities recognised, initial direct costs incurred, and lease payments made at or before the commencement date less any lease incentives received. Unless the Group is reasonably certain to obtain ownership of the leased asset at the end of the lease term, the recognised right-of-use assets are depreciated on a straight-line basis over the shorter of its estimated useful life and the lease term. Right-of-use assets are subject to impairment test.

Lease liabilities

At the commencement date of the lease, the Group recognises lease liabilities measured at the present value of lease payments to be made over the lease term. The lease payments include fixed payments (including in-substance fixed payments) less any lease incentives receivable, variable lease payments that depend on an index or a rate, and amounts expected to be paid under residual value guarantees.

The variable lease payments that do not depend on an index or a rate are recognised as expense in the period on which the event or condition that triggers the payment occurs.

In calculating the present value of lease payments, the Group uses the incremental borrowing rate at the lease commencement date if the interest rate implicit in the lease is not readily determinable.

Short-term leases and leases of low-value assets

The Group applies the short-term lease recognition exemption to its short-term leases (i.e., those leases that have a lease term of 12 months or less from the commencement date and do not contain a purchase option). It also applies the lease of low-value assets recognition exemption to leases that are considered of low value (i.e., below Rs. 5,00,000). Lease payments on short-term leases and leases of low-value assets are recognised as expense on a straight-line basis over the lease term.

Significant judgement in determining the lease term of contracts with renewal options

The Group determines the lease term as the non-cancellable term of the lease, together with any periods covered by an option to extend the lease if it is reasonably certain to be exercised, or any periods covered by an option to terminate the lease, if it is reasonably certain not to be exercised.



JSW STEEL LIMITED

NOTES TO THE UNAUDITED CONDENSED CONSOLIDATED INTERIM FINANCIAL STATEMENTS AS AT AND FOR THE THREE MONTHS ENDED 30 JUNE 2019

IV. Key sources of estimation uncertainty and critical accounting judgements

In the course of applying the policies, the Group is required to make judgements, estimates and assumptions about the carrying amount of assets and liabilities that are not readily apparent from other sources. The estimates and associated assumptions are based on historical experience and other factors that are considered to be relevant. Actual results may differ from these estimates.

The estimates and underlying assumptions are reviewed on an ongoing basis. Revisions to accounting estimates are recognized in the period in which the estimate is revised if the revision affects only that period, or in the period of the revision and future period, if the revision affects current and future period.

The area where estimates are significant to the Unaudited Condensed Consolidated Interim Financial Statements, or areas involving high degree of judgement or complexity, are same as those disclosed in the annual financial statements for the year ended 31 March 2019.



JSW STEEL LIMITED

NOTES TO THE UNAUDITED CONDENSED CONSOLIDATED INTERIM FINANCIAL STATEMENTS AS AT AND FOR THE THREE MONTHS ENDED 30 JUNE 2019

3. Property, plant and equipment

Rs. in million

Particulars	Freehold land	Leasehold land	Buildings	Buildings (on finance lease)	Plant and machinery	Plant and machinery (on finance lease)	Furniture and fixtures	Vehicles and aircrafts	Office equipment	Mining development and projects	Total
Cost/deemed cost											
At 1 April 2019	17,723	7,636	94,054	270	598,186	31,574	1,420	1,567	853	10,241	763,524
Transfer out to Right of use assets	-	-	-	270	-	31,574	-	-	-	-	31,844
Additions	4	762	294	-	2,812	-	5	44	23	39	3,983
Deductions	6	-	14	-	269	-	-	28	-	-	317
Other adjustments (refer note below)	-	-	-	-	(34)	-	-	-	-	-	(34)
Translation reserve	11	-	(77)	-	(199)	-	(3)	-	-	(39)	(307)
At 30 June 2019	17,732	8,398	94,257	-	600,496	-	1,422	1,583	876	10,241	735,005
Accumulated depreciation and impairment											
At 1 April 2019	39	336	15,624	16	117,075	6,674	597	498	414	6,214	147,487
Transfer out to Right of use assets	-	-	-	16	-	6,674	-	-	-	-	6,690
Depreciation expense	-	21	981	-	8,442	-	37	43	38	29	9,591
Disposals	-	-	4	-	249	-	-	14	-	-	267
Translation reserve	-	-	(13)	-	(69)	-	(1)	-	-	(24)	(107)
At 30 June 2019	39	357	16,588	-	125,199	-	633	527	452	6,219	150,014
Net book value											
At 30 June 2019	17,693	8,041	77,669	-	475,297	-	789	1,056	424	4,022	584,991

Note:

Other adjustments comprise of foreign exchange loss and borrowing cost.



JSW STEEL LIMITED

NOTES TO THE UNAUDITED CONDENSED CONSOLIDATED INTERIM FINANCIAL STATEMENTS AS AT AND FOR THE THREE MONTHS ENDED 30 JUNE 2019

4. Borrowings a) Long term borrowings

Particulars	Rs. in million	
	As at 30 June 2019	As at 31 March 2019
Borrowings – non-current	308,021	296,559
Current maturities of long term borrowings (grouped under Other financial liabilities)	119,866	111,474
Current maturities of finance lease obligations (grouped under Other financial liabilities)	-	2,604
	427,887	410,637

Movement in borrowings during the three months ended 30 June 2019

Particulars	Rs. in million									
	Foreign currency bonds	Debentures	Rupee Term loan (RTL)	Foreign currency Term loan (FCTL)	Deferred government loan	Finance Lease obligation	Preference shares	Upfront fees on RTL	Upfront fees on FCTL	Total borrowings
Opening balance as at 1 April 2019	69,171	41,406	138,411	140,879	1,219	19,577	2,510	(377)	(2,159)	410,637
Reclassification to lease liabilities	-	-	-	-	-	(19,577)	-	-	-	(19,577)
Add : Disbursements										
Secured - rupee term loan	-	-	2,144	-	-	-	-	-	-	2,144
Unsecured - foreign term loan	34,741	-	-	9,479	-	-	-	-	-	44,220
Others	-	-	-	-	-	-	-	-	(347)	(347)
	34,741	-	2,144	9,479	-	-	-	-	(347)	46,017
Less : Redemption / Repayments										
Secured - rupee term loans	-	-	6,901	-	-	-	-	-	-	6,901
Secured - foreign currency loan	-	-	-	20	-	-	-	-	-	20
Unsecured - foreign currency loan	-	-	-	1,025	-	-	-	-	-	1,025
Sales tax deferral loan	-	-	-	-	75	-	-	-	-	75
Others	-	-	-	-	-	-	607	-	-	607
Total	-	-	6,901	1,045	75	-	607	-	-	8,628
Add: Other movements (refer note below)	(535)	-	-	(367)	49	-	70	23	198	(562)
Total borrowings as at 30 June 2019	103,377	41,406	133,654	148,946	1,193	-	1,973	(354)	(2,308)	427,887

Note:

Other movements mainly include foreign exchange differences, amortization of upfront fees and interest accrual during the period.



JSW STEEL LIMITED

NOTES TO THE UNAUDITED CONDENSED CONSOLIDATED INTERIM FINANCIAL STATEMENTS AS AT AND FOR THE THREE MONTHS ENDED 30 JUNE 2019

b) Short term borrowings

Particulars	Rs. in million	
	As at 30 June 2019	As at 31 March 2019
Working capital loans from banks		
Rupee loans	6,466	7,335
Foreign currency loans	9,924	9,580
Rupee term loans from banks	14,626	690
Commercial papers	49,603	45,720
Others	55	-
Total	80,674	63,325

5. Leases

Effective 1 April 2019, the Group has adopted Ind AS 116 "Leases" and applied the standard to all lease contracts existing on the date of initial application i.e. 1 April 2019. The Group has used the modified retrospective approach for transitioning to Ind AS 116 with right of use asset recognized at an amount equal to the lease liability adjusted for any prepayments/accruals recognized in the balance sheet immediately before the date of initial application. Accordingly, comparatives for the year ended 31 March 2019 have not been retrospectively adjusted.

Leases previously classified as finance leases

The Group applies the practical expedients provided in Ind AS 116 and the initial carrying amounts of recognised assets and liabilities at the date of initial application for leases previously classified as finance leases (i.e., the right of use assets and lease liabilities equal the lease assets and liabilities recognised under Ind AS 17). The requirements of Ind AS 16 was applied to these leases from 1 April 2019.

Leases previously accounted for as operating leases

The Group recognised right of use assets and lease liabilities for those leases previously classified as operating leases, except for short-term leases and leases of low-value assets. The right of use assets for most leases were recognised based on the carrying amount as if the standard had always been applied, apart from the use of incremental borrowing rate at the date of initial application. In some leases, the right of use assets were recognised based on the amount equal to the lease liabilities, adjusted for any related prepaid and accrued lease payments previously recognised. Lease liabilities were recognised based on the present value of the remaining lease payments, discounted using the incremental borrowing rate at the date of initial application.

The Group has also applied the available practical expedients wherein it:

- Used a single discount rate to a portfolio of leases with reasonably similar characteristics
- Relied on its assessment of whether leases are onerous immediately before the date of initial application
- Applied the short-term leases exemptions to leases with lease term that ends within 12 months at the date of initial application
- Excluded the initial direct costs from the measurement of the right-of-use asset at the date of initial application
- Used hindsight in determining the lease term where the contract contains options to extend or terminate the lease



JSW STEEL LIMITED

NOTES TO THE UNAUDITED CONDENSED CONSOLIDATED INTERIM FINANCIAL STATEMENTS AS AT AND FOR THE THREE MONTHS ENDED 30 JUNE 2019

The above approach has resulted in a recognition of a right-of-use asset of Rs. 27,490 million and a lease liability of Rs. 21,672 million on the date of initial application, including right-of-use asset amounting to Rs. 25,154 million and lease liability amounting to Rs. 19,577 million which were recognised as finance lease asset and obligation under erstwhile lease standard.

Amounts recognised in the statement of financial position and profit or loss: -

Particulars	Rs. in million		
	Right of use assets		
	Plant & Machinery	Building	Total
Cost/deemed cost			
At 1 April 2019	31,574	270	31,844
Additions	2,336	-	2,336
Translation reserve	(8)		(8)
At 30 June 2019	33,902	270	34,172
Accumulated depreciation and impairment			
At 1 April 2019	6,674	16	6,690
Depreciation expense	587	5	592
At 30 June 2019	7,261	21	7,282
Net book value			
At 30 June 2019	26,641	249	26,890
At 1 April 2019	24,900	254	25,154

Lease liabilities

Particulars	Rs. in millions
At 1 April 2019	19,577
Lease Liabilities recognised	2,108
Lease Liabilities repayments	(726)
Other movements (refer note below)	3
At 30 June 2019	20,962
Current	3,244
Non-current	17,718

Note:

Other movements mainly include foreign exchange differences during the period.



JSW STEEL LIMITED

NOTES TO THE UNAUDITED CONDENSED CONSOLIDATED INTERIM FINANCIAL STATEMENTS AS AT AND FOR THE THREE MONTHS ENDED 30 JUNE 2019

6. Revenue from operations

Particulars	Rs. in million	
	For the three months ended	
	30 June 2019	30 June 2018
Revenue from contracts with customer - Sale of products (including shipping services)	194,072	199,502
Other operating revenue	4,047	5,689
Total revenue from operations	198,119	205,191
Timing of revenue recognition		
At a point in time	198,119	205,191

Product wise turnover

Particulars	Rs. in million	
	For the three months ended	
	30 June 2019	30 June 2018
MS slabs	2,604	5,467
Hot rolled coils/steel plates/sheets	70,077	71,810
Galvanised coils/sheets	18,517	22,926
Color Coated Galvanised coils/sheets	12,161	10,716
Cold rolled coils/sheets	23,025	26,920
Steel billets & blooms	922	3,123
Long rolled products	46,279	39,223
Plates and pipes	6,851	6,144
Others	13,636	13,173
Total	194,072	199,502

7. Earnings per share

Particulars	For the three months ended		
	30 June 2019	30 June 2018	
Profit attributable to equity shareholders (A) (Rs. in million)	10,274	23,664	
Weighted average number of equity shares for basic EPS (B)	2,401,750,524	2,405,846,155	
Effect of dilution :			
Weighted average number of treasury shares held through ESOP trust	15,469,916	11,374,185	
Weighted average number of equity shares adjusted for the effect of dilution (C)	2,417,220,440	2,417,220,440	
Earnings per share of Re. 1 each (not annualised)			
Basic (Rs.)	(A / B)	4.28	9.84
Diluted (Rs.)	(A / C)	4.25	9.79



JSW STEEL LIMITED

NOTES TO THE UNAUDITED CONDENSED CONSOLIDATED INTERIM FINANCIAL STATEMENTS AS AT AND FOR THE THREE MONTHS ENDED 30 JUNE 2019

8. Segment reporting

The Group is in the business of manufacturing steel products having similar economic characteristics, primarily with operations in India and regularly reviewed by the Chief Operating Decision Maker for assessment of Group's performance and resource allocation. The information relating to revenue from external customers and location of non-current assets of its single reportable segment has been disclosed below:

Information about geographical revenue and non-current assets

a) Revenue from operations

Particulars	Rs. in million					
	For the three months ended					
	30 June 2019			30 June 2018		
	Within India	Outside India	Total	Within India	Outside India	Total
Revenue from operations	155,166	42,953	198,119	175,174	30,017	205,191

Revenue from operations has been allocated on the basis of location of customers.

b) Non-current assets

Particulars	Rs. in million					
	As at 30 June 2019			As at 31 March 2019		
	Within India	Outside India	Total	Within India	Outside India	Total
(a) Property, plant and equipment	520,343	64,648	584,991	550,507	65,530	616,037
(b) Capital work-in-progress	153,642	3,131	156,773	113,634	1,770	115,404
(c) Right to use	26,890	-	26,890	-	-	-
(d) Goodwill	342	8,095	8,437	279	8,124	8,403
(e) Other intangible assets	1,701	269	1,970	1,760	240	2,000
(f) Intangible assets under development	4,038	28	4,066	3,445	49	3,494
(g) Investments in associates and joint ventures	3,938	1,965	5,903	4,245	2,040	6,285
(h) Other non-current assets	34,792	4,028	38,820	35,570	3,684	39,254
(i) Current tax assets (net)	1,653	-	1,653	2,396	-	2,396
(j) Financial assets			18,628			19,172
(k) Deferred tax assets (net)			1,237			1,166
Total non-current assets			849,368			813,611

Non-current assets have been allocated on the basis of their physical location.

c) No customer contributes more than 10% of the revenue.



JSW STEEL LIMITED

NOTES TO THE UNAUDITED CONDENSED CONSOLIDATED INTERIM FINANCIAL STATEMENTS AS AT AND FOR THE THREE MONTHS ENDED 30 JUNE 2019

9. Categories of financial instruments

As at 30 June 2019

Particulars	Rs. in million					
	Amortised cost	Fair value through other comprehensive income	Fair value through profit and loss	Derivatives in hedging relations	Total Carrying Value	Fair value
Financial assets #						
Loans	11,195	-	-	-	11,195	11,194
Other financial assets	29,133	-	-	-	29,133	29,133
Trade receivables	64,205	-	-	-	64,205	64,205
Cash and cash equivalents	68,639	-	-	-	68,639	68,639
Bank balances other than cash and cash equivalents	30,412	-	-	-	30,412	30,412
Derivative assets	-	-	875	1,312	2,187	2,187
Investments	3,968	6,984	1,488	-	12,440	12,440
Total financial assets	207,552	6,984	2,363	1,312	218,211	218,210
Financial liabilities #						
Long-term borrowings	427,887	-	-	-	427,887	441,429
Lease liabilities	20,962	-	-	-	20,962	23,356
Short-term borrowings	80,674	-	-	-	80,674	80,674
Trade payables	160,499	-	-	-	160,499	160,499
Derivative liabilities	-	-	1,739	1,174	2,913	2,913
Other financial liabilities	74,580	-	-	-	74,580	74,443
Total financial liabilities	764,602	-	1,739	1,174	767,515	783,314

including current and non-current

As at 31 March 2019

Particulars	Rs. in million					
	Amortised cost	Fair value through other comprehensive income	Fair value through profit and loss	Derivatives in hedging relations	Total Carrying Value	Fair value
Financial assets #						
Loans	9,948	-	-	-	9,948	9,948
Other financial assets	25,162	-	-	-	25,162	25,162
Trade receivables	71,596	-	-	-	71,596	71,596
Cash and cash equivalents	55,807	-	-	-	55,807	55,807
Bank balances other than cash and cash equivalents	6,057	-	-	-	6,057	6,057
Derivative assets	-	-	1,590	1,620	3,210	3,210
Investments	3,864	7,558	1,239	-	12,661	12,678
Total financial assets	172,434	7,558	2,829	1,620	184,441	184,458
Financial liabilities #						
Long-term borrowings	410,637	-	-	-	410,637	418,163
Short-term borrowings	63,325	-	-	-	63,325	63,325
Trade payables	161,591	-	-	-	161,591	161,591
Derivative liabilities	-	-	3,121	664	3,785	3,785
Other financial liabilities	59,584	-	-	-	59,584	59,316
Total financial liabilities	695,137	-	3,121	664	698,922	706,180

including current and non-current



JSW STEEL LIMITED

NOTES TO THE UNAUDITED CONDENSED CONSOLIDATED INTERIM FINANCIAL STATEMENTS AS AT AND FOR THE THREE MONTHS ENDED 30 JUNE 2019

10. Level wise disclosure of financial instruments

Rs. in million				
Particulars	As at 30 June 2019	As at 31 March 2019	Level	Valuation technique and key inputs
Quoted investments in the equity shares measured at FVTOCI	6,803	7,377	I	Quoted bid prices in an active market.
Quoted investments in the equity shares measured at FVTPL	1,055	817	I	Quoted bid prices in an active market.
Derivative assets	2,187	3,210	II	Inputs other than quoted prices included within level 1 that are observable for asset or liability, either directly (i.e. as prices) or indirectly (derived from prices).
Derivative liabilities	2,913	3,785	II	Inputs other than quoted prices included within level 1 that are observable for asset or liability, either directly (i.e. as prices) or indirectly (derived from prices).
Unquoted investments in the equity shares measured at FVTOCI	132	132	III	Net asset value of share arrived has been considered as fair value.
Unquoted investments in the equity shares measured at FVTOCI	49	49	III	Cost is approximate estimate of fair value.
Non-current investments in unquoted Preference shares measured at FVTPL	513	508	III	Discounted cash flow- Future cash flows are based on terms of Preference Shares discounted at a rate that reflects market risks.

The carrying amounts of trade receivables, trade payables, capital creditors, cash and cash equivalents, other bank balances, other financial assets and other financial liabilities (other than those specifically disclosed) are considered to be the same as their fair values, due to their short term nature.

Sensitivity analysis of Level III

	Valuation technique	Significant unobservable inputs	Change	Sensitivity of the input to fair value
Investments in unquoted Preference shares	DCF method	Discounting Rate 8.40%	0.50%	0.50% Increase / (decrease) in the discount would decrease / (increase) the fair value by Rs. 20 million / (Rs. 21 million)

Reconciliation of Level III fair value measurement

Particulars	Rs. in million	
	As at 30 June 2019	As at 31 March 2019
Opening balance	689	669
Purchases / (sale) (net)	-	2
Gain / (loss) recognised in the Consolidated statement of Profit and Loss	5	14
Gain / (loss) recognised in the Other comprehensive income	-	4
Closing balance	694	689



JSW STEEL LIMITED

NOTES TO THE UNAUDITED CONDENSED CONSOLIDATED INTERIM FINANCIAL STATEMENTS AS AT AND FOR THE THREE MONTHS ENDED 30 JUNE 2019

11. Related party disclosures

A	List of related parties
1)	Joint ventures
	Vijayanagar Minerals Private Limited
	Rohne Coal Company Private Limited
	JSW Severfield Structures Limited
	Gourangdih Coal Limited
	Geo Steel LLC
	JSW Structural Metal Decking Limited
	JSW MI Steel Service Center Private Limited
	JSW Vallabh Tinplate Private Limited
	Acciitalia S.p.A. (ceased w.e.f. 16 April 2018)
	Creixent Special Steels Limited (w.e.f. 28 August 2018)
	Monnet Ispat & Energy Limited (w.e.f. 31 August 2018)
2)	Key Management Personnel (KMP)
a)	Non-Independent Executive Director
	Mr. Sajjan Jindal
	Mr. Seshagiri Rao M V S
	Dr. Vinod Nowal
	Mr. Jayant Acharya
b)	Independent Non-Executive Director
	Mr. Kannan Vijayaraghavan (upto 24 July 2018)
	Dr. Vijay Kelkar (upto 24 July 2018)
	Mr. N. Jayaram - Nominee Director, KSIIDC (upto 24 July 2018)
	Mrs. Gunjan Krishna - Nominee Director, KSIIDC (w.e.f. 21 July 2018)
	Mr. Hiroyuki Ogawa - Nominee Director, JFE Steel Corporation
	Mrs. Punita Kumar Sinha
	Mr. Malay Mukerjee
	Mr. Haigreve Khaitan
	Mr. Seturaman Mahalingam
	Mrs. Nirupama Rao (w.e.f. 21 July 2018)
	Mr. Harsh Charandas Mariwala (w.e.f. 21 July 2018)
c)	Mr. Rajeev Pai - Chief Financial Officer
d)	Mr. Lancy Varghese - Company Secretary
3)	Relatives of KMP
	Mrs. Savitri Devi Jindal
	Mr. Prithvi Raj Jindal
	Mr. Naveen Jindal



JSW STEEL LIMITED

NOTES TO THE UNAUDITED CONDENSED CONSOLIDATED INTERIM FINANCIAL STATEMENTS AS AT AND FOR THE THREE MONTHS ENDED 30 JUNE 2019

Mrs. Nirmala Goyal

Mrs. Urmila Bhuwalka

Mrs. Sangita Jindal

Mrs. Tarini Jindal Handa

Mrs. Tanvi Shete

Mr. Parth Jindal

4) Other related parties

JSW Energy Limited

JSW Energy (Barmer) Limited (formerly known as Raj West Power Limited)

JSW Power Trading Company Limited (formerly known as JSW Green Energy Limited)

JSW Hydro Energy Limited (formerly known as Hlmachal Baspa Power Company Limited)

JSW Solar Limited

Jindal Stainless Limited

JSL Lifestyle Limited

Jindal Saw Limited

Jindal Saw USA LLC

Jindal Tubular (India) Limited

Jindal Urban Waste Management Limited

Jindal Rail Infrastructure Limited

Jindal Steel & Power Limited

India Flysafe Aviation Limited

JSW Infrastructure Limited

JSW Jaigarh Port Limited

South West Port Limited

JSW Dharamatar Port Private Limited

JSW Paradip Terminal Private Limited

Jaigarh Digni Rail Limited

JSW Cement Limited

JSW Cement, FZE

South West Mining Limited

JSW Projects Limited

JSW IP Holdings Private Limited

JSoft Solutions Limited

Reynold Traders Private Limited

JSW Techno Projects Management Limited

JSW Global Business Solutions Limited

Jindal Industries Private Limited

JSW Foundation

Jindal Technologies & Management Services Private Limited

Epsilon Carbon Private Limited



JSW STEEL LIMITED

NOTES TO THE UNAUDITED CONDENSED CONSOLIDATED INTERIM FINANCIAL STATEMENTS AS AT AND FOR THE THREE MONTHS ENDED 30 JUNE 2019

JSW Living Private Limited
JSW International Trade Corp PTE Limited
Jindal Education Trust
JSW Paints Private Limited
Toshiba JSW Power System Private Limited
MJSJ Coal Limited
JSW Bengaluru Football Club Private Limited
Utkarsh Advisory Services Private Limited
Epsilon Aerospace Private Limited
Khaitan & Company #
Vinar Systems Private Limited ## (ceased w.e.f. 31 May 2018)
Danta Enterprises Private Limited
Glebe Trading Private Limited
JSW Holdings Limited
JSW Investments Private Limited
JSW Logistics Infrastructure Private Limited
Sahyog Holdings Private Limited
Virtuous Tradecorp Private Limited
S K Jindal and Sons HUF
P R Jindal HUF
Windsor Residency Private Limited
Tranquil Homes & Holdings Private Limited

Mr. Haigreve Khaitan is a partner in Khaitan & Company

Mr. Haigreve Khaitan was a director in Vinar Systems Private Limited upto 31 May 2018

5) Post-employment benefit entity

JSW Steel EPF Trust
JSW Steel Group Gratuity Trust
JSW Steel Limited Employee Gratuity Fund



JSW STEEL LIMITED

NOTES TO THE UNAUDITED CONDENSED CONSOLIDATED INTERIM FINANCIAL STATEMENTS AS AT AND FOR THE THREE MONTHS ENDED 30 JUNE 2019

B. Transactions with related parties

Rs. in million

Particulars	Joint ventures		Key Managerial Personnel		Other related parties		Total	
	Three months ended 30 June 2019	Three months ended 30 June 2018	Three months ended 30 June 2019	Three months ended 30 June 2018	Three months ended 30 June 2019	Three months ended 30 June 2018	Three months ended 30 June 2019	Three months ended 30 June 2018
Purchase of goods / power & fuel / services	81	197	-	-	59,438	55,020	59,519	55,217
Reimbursement of expenses incurred on our behalf by	-	-	-	-	3	5	3	5
Sales of goods/ power and fuel	3,224	1,637	-	-	6,865	6,398	10,089	8,035
Other income/ interest income/ dividend income	33	7	-	-	204	182	237	189
Purchase of assets	2,505	894	-	-	1,461	543	3,966	1,437
Advance given / (received back)	-	-	-	-	(18)	(28)	(18)	(28)
Lease deposit received	-	-	-	-	3	-	3	-
Lease and other advances refunded	-	-	-	-	-	148	-	148
Loan given received back	-	-	-	-	-	20	-	20
Loan given	-	-	-	-	1,300	7	1,300	7
Donation/ CSR expenses	-	-	-	-	17	18	17	18
Recovery of expenses incurred by us on their behalf	18	11	-	-	150	55	168	66
Investments / share application money given during the period	6	3	-	-	-	-	6	3
Investments / Share Application Money refunded during the period	3	-	-	-	-	-	3	-
Lease interest cost	-	-	-	-	566	487	566	487
Lease liabilities / finance lease obligations repayments	-	-	-	-	587	497	587	497
Post-employment benefits	-	-	-	-	53	48	53	48
Remuneration to Key managerial personnel	-	-	142	238	-	-	142	238

C. Amount due to / from related parties

Rs. in million

Particulars	Joint ventures		Other related parties		Total	
	As at 30 June 2019	As at 31 March 2019	As at 30 June 2019	As at 31 March 2019	As at 30 June 2019	As at 31 March 2019
Trade payables	365	82	21,542	19,460	21,907	19,542
Advance received from customers	7	1	20	3	27	4
Lease and other deposit received	130	130	383	386	513	516
Trade receivables	1,240	1,466	2,793	2,081	4,033	3,547
Share application money given	8	5	-	-	8	5
Capital / revenue advance	240	666	2,864	3,064	3,104	3,730
Loans and advances given	1,257	1,255	5,583	4,246	6,840	5,501
Lease and other deposit given	-	-	593	593	593	593
Lease liabilities / finance lease obligations	-	-	13,854	14,441	13,854	14,441
Post employment benefits plans	-	-	857	874	857	874



JSW STEEL LIMITED

NOTES TO THE UNAUDITED CONDENSED CONSOLIDATED INTERIM FINANCIAL STATEMENTS AS AT AND FOR THE THREE MONTHS ENDED 30 JUNE 2019

12. Contingent liabilities

		Rs. in million	
Particulars		As at 30 June 2019	As at 31 March 2019
(i)	Guarantees	640	468
(ii)	Disputed claims/levies (excluding interest, if any), in respect of:		
	Excise duty	4,780	4,626
	Custom duty	7,408	7,409
	Income tax	208	209
	Sales tax / Special entry tax	14,299	13,339
	Service tax	6,902	6,594
	Miscellaneous	76	94
	Levies by local authorities	535	532
	Levies relating to Energy / Power Obligations	2,203	2,080
	Claim by suppliers and other parties	916	900
	a) Excise duty cases includes disputes pertaining to availment of CENVAT credit, valuation methodologies, classification of gases under chapter heading.		
	b) Custom duty cases includes disputes pertaining to import of Iron ore fines and lumps under wrong heading, utilisation of SHIS licences for clearance of imported equipment, payment of customs duty for Steam Coal through Krishnapatnam Port and anti-dumping duty on Met Coke used in Corex.		
	c) Sales Tax / VAT / Special Entry Tax cases Includes disputes pertaining to demand of special entry tax in Karnataka and demand of cess by department of transport in Goa.		
	d) Service Tax cases includes disputes pertaining to availment of service tax credit on ineligible services, KKC amount paid but no credit not availed, denial of credit distributed as an ISD, service tax on railway freight not taken as per prescribed documents.		
	e) Income Tax cases includes disputes pertaining to transfer pricing, deduction u/s 80-IA and other matters.		
	f) Levies by local authorities – statutory cases include disputes pertaining to payment of water charges and enhanced compensation.		
	g) Levies relating to Energy/Power Obligations cases includes disputes pertaining to uninterrupted power charges by Karnataka Power Transmission Company Ltd., belated payment surcharge, claims for the set off of renewable power obligations against the power generated in its captive power plants and dues relating to additional surcharge imposed on captive consumption by Maharashtra State Electricity Distribution Company Limited.		
	h) Miscellaneous cases include Provident fund relating to contractors.		
	i) Claims by Suppliers and other parties includes Quality Claims issues raised by suppliers and others.		
	j) There are several other cases which has been determined as remote by the Group and hence not disclosed above.		
(iii)	Claims related to Forest Development Tax / Fee	22,845	21,603
	Amount paid under protest	9,194	9,194

In response to a petition filed by the iron ore mine owners and purchasers (including JSW Steel Limited) contesting the levy of Forest Development Tax (FDT) on iron ore on the ground that the State does not have jurisdiction to legislate in the field of major minerals which is a central subject, the Honourable High Court of Karnataka vide its judgement dated 3 December 2015 directed refund of the entire amount of FDT collected by Karnataka State Government on sale of iron ore by private lease operators and National Mineral Development Corporation Limited (NMDC). The Karnataka State Government has filed an appeal before the Supreme Court of India ("SCI"). SCI has not granted stay on the judgement but stayed refund of FDT. The matter is yet to be heard by SCI. Based on merits of the case and supported by a legal opinion, the Company has not recognised provision for FDT of Rs. 10,429 million (including paid under protest – Rs. 6,650 million) and treated it as a contingent liability.

The State of Karnataka on 27 July 2016, has amended Section 98-A of the Forest Act retrospectively substituting the levy as Forest Development Fee (FDF) instead of FDT. In response to the writ petition filed by the Company and others, the Honourable High Court of Karnataka has vide its order dated 4 October 2017, held that the amendment is ultra-vires the Constitution of India and directed the State Government to refund the FDF collected. The State Government has filed an appeal before the SCI and the SCI has admitted the appeal and stayed the refund of FDF. Based on merits of the case duly supported by a legal opinion and a favorable order from the High Court, the Company has not recognised provision for FDF amount of Rs. 12,416 million (including paid under protest - Rs. 2,544 million) pertaining to the private lease operators & NMDC and treated it as contingent liability.



JSW STEEL LIMITED

NOTES TO THE UNAUDITED CONDENSED CONSOLIDATED INTERIM FINANCIAL STATEMENTS AS AT AND FOR THE THREE MONTHS ENDED 30 JUNE 2019

13. Commitments

Particulars	Rs. in million	
	As at 30 June 2019	As at 31 March 2019
Capital commitments		
Estimated amount of contracts remaining to be executed on capital account and not provided for (net of advances)	173,597	180,443
Other commitments		
The Group has imported capital goods under the export promotion capital goods scheme to utilize the benefit of a zero or concessional customs duty rate. These benefits are subject to future exports. Such export obligations at period / year end aggregate to	156,719	117,420
The Group has given guaranteed to Comissioner of Customs in respect of goods imported	1,267	1,267
The Group has entered into an agreement for arranging the supply of steel slabs which involves payment of commission at the rate of USD 18 per ton for arranging the supply of slabs for a total quantity of 3.145 million tons. The supply of slabs would be arranged over a period of 4 years 3 months with an option to extend the term for a further period of 2 years. Balance commission under the contract of Rs. 1,518 million (USD 22.02 million) is payable as per contractual terms over the remaining term of the contract.		

14. The Resolution Plan submitted by the Company for Vardhman Industries Limited (VIL) was approved with some modifications, by the Hon'ble National Company Law Tribunal (NCLT) New Delhi, by its order dated 16 April 2019. The Company filed an appeal challenging the said NCLT Order before National Company Law Appellate Tribunal (NCLAT), the matter is partly heard and now listed on 26 August 2019 for further hearing.

15. Goods and Service tax (GST)

The Company units at Dolvi in Maharashtra and Vijayanagar in Karnataka are eligible for incentives under the respective State Industrial Policy and have been availing incentives in the form of VAT deferral / CST refunds historically. The Company currently recognises income for such government grants, on the basis using State Goods & Service Tax rates instead of VAT rates, in accordance with the relevant notifications issued by the State of Maharashtra and the State of Karnataka post implementation of Goods & Services Tax (GST).

The State Government of Maharashtra (GOM) vide its Government Resolution (GR) dated 20 December 2018 issued the modalities for sanction and disbursement of incentives, under GST regime, and introduced certain new conditions / restrictions for accruing incentive benefits granted to the Company including denying incentives on related party transactions and certain other restrictions. Subsequently, the GOM issued a corrigendum dated 8 March 2019 to the above mentioned GR allowing eligible units to claim incentives on related party transactions.

The management has evaluated the impact of other conditions imposed and has obtained legal advice on the tenability of these changes in the said scheme. Based on such legal advice, the Company has also made the representation to GOM and believes that said Incentives would continue to be made available to the Company under the GST regime, since the new conditions are not tenable legally and will contest these changes appropriately.

Accordingly, the Company has recognized grant income without giving effect to the above restrictions amounting to Rs. 391 million for the quarter ended 30 June 2019. Further, the Company had recognized, in the previous years, grant income in relation to such restrictions of Rs. 2,707 million. The cumulative amount receivable towards the same as at 30 June 2019 amounting to Rs. 3,098 million has been considered good and recoverable



JSW STEEL LIMITED

NOTES TO THE UNAUDITED CONDENSED CONSOLIDATED INTERIM FINANCIAL STATEMENTS AS AT AND FOR THE THREE MONTHS ENDED 30 JUNE 2019

16. Dividend distribution

On 24 May 2019 the board of directors recommended a final dividend of Rs. 4.10 per equity share be paid to shareholders for financial year 2018-19, which was approved by the shareholders at the Annual General Meeting held on 25 July 2019. The dividend would result in a cash outflow of Rs. 11,948 millions inclusive of dividend distribution tax of Rs. 2,037 millions.

17. During the previous year ended 31 March 2019, following acquisitions were undertaken by the Group:

- a. On 15 June 2018, the Company completed acquisition of 100% equity stake in Acero Junction Holdings, Inc for a cash consideration of Rs. 5,361 million. Acero, alongwith its wholly owned subsidiary JSW Steel USA Ohio, Inc.
- b. Pursuant to the Corporate Insolvency Resolution process for Monnet Ispat & Energy Limited ("MIEL") under the Insolvency Bankruptcy Code, 2016 initiated on 18 July 2017, the National Company Law Tribunal ('NCLT') on 24 July 2018 (Order Date) approved (with modifications) the resolution plan submitted by the consortium of JSW Steel Limited and AION Investments Private || Limited. The consortium completed the acquisition of MIEL through their jointly controlled entity Creixent Special Steels Limited ("CSSL") on 31 August 2018. The Company has made investment through equity and redeemable preference shares in CSSL to acquire joint control in MIEL. The Company has an effective shareholding of 23.1% in MIEL and has accounted this acquisition under equity method.
- c. On 24 July 2018, the Company through its wholly owned subsidiary in Italy, JSW Steel Italy S.r.l, completed acquisition of 100% shares each of Aferpi S.p.A and Piombino Logistics S.p.A and 69.27% of the shares of GSI Lucchini S.p.A (collectively referred to as "Targets") for a consideration of Rs. 4,886 million (Euro 60.70 million) towards acquisition of equity shares and Rs. 997 million (Euro 12.38 million) towards acquisition of loans provided by the erstwhile shareholders of the targets

On account of these acquisitions, the previous period / year amounts are not comparable.

As per our report of even date
For S R B C & CO LLP
Chartered Accountants
ICAI Firm Registration Number: 324982E/E300003

per VIKRAM MEHTA
Partner
Membership No. 105938

Place: Mumbai
Date: 12 AUG 2019



For on behalf of the Board of Directors
RAJEEV PAI
Chief Financial Officer

SESHAGIRI RAO M.V.S.
Jt. Managing Director & Group CFO
DIN 00029136

LANCY VARGHESE
Company Secretary
ICSI Membership No. FCS 9407

JAYANT ACHARYA
Director (Commercial & Marketing)
DIN 00106543

Place: Mumbai
Date: 12 AUG 2019