

Ref No: SEC/NSE/BSE/2021-22
October 28, 2021

The Manager, Capital Market (Listing)
National Stock Exchange of India Ltd.
Exchange Plaza, 5th Floor,
Plot No : C/1, G Block,
Bandra Kurla Complex,
Bandra (E), Mumbai-400 051

The Corporate Relationship Dept.
BSE Limited
1st Floor, New Trading Ring,
Rotunda Building, P.J. Towers,
Dalal Street, Mumbai-400 001

Stock Code: Equity – SPTL

Stock Code: Equity 540653

Dear Sir/Madam,

Sub.: Approval of Unaudited Financial Results of the Company for the Second Quarter and Half Year ended on 30th September, 2021 and Outcome of the Board Meeting held on 28th October, 2021

We hereby inform you that the Board of Directors of the Company, at its Meeting held on 28th October, 2021, considered and approved the Standalone and Consolidated Unaudited Financial Results of the Company for the Second Quarter and Half Year ended on 30th September, 2021.

Pursuant to Regulation 33 of the SEBI (Listing Obligations and Disclosure Requirements) Regulations, 2015, we enclose herewith the following:

- Standalone and Consolidated Unaudited Financial Results of the Company for the Second Quarter and Half Year ended 30th September, 2021.
- Limited Review Report on Standalone & Consolidated Unaudited Financial Results of the Company for the Second Quarter and Half Year ended 30th September, 2021.

The meeting of Board of Directors commenced at 01.00 p.m. and concluded at 02.45 p.m.

You are requested to bring this to the notice of all concerned.

Thanking You,

Yours Faithfully,

For Sintex Plastics Technology Limited



Manan Bhavsar
Company Secretary



Enclosed: As stated above

SINTEX PLASTICS TECHNOLOGY LIMITED

(Formerly known as Neev Educare Limited)

Regd. Office : In the premises of Sintex-BAPL Ltd., Near Seven Garnala, Kalol (N.G.)-382 721

Phone : +91-2764-253500 E-mail : info@sintex-plastics.com

CIN : L74120GJ2015PLC084071

Investor Relationship Cell:

7th Floor, Abhijit Building-I, Mithakhali Six Roads,
Ellisbridge, Ahmedabad-380006, Gujarat.

Ph.: (079) 26420045, 6358855979

E-mail : info@sintex-plastics.com

www.sintex-plastics.com

STATEMENT OF UN-AUDITED CONSOLIDATED FINANCIAL RESULTS FOR THE QUARTER AND SIX MONTHS ENDED 30 SEPTEMBER 2021

(Rupees in crore except per share data)

Sl. No.	Particulars	Quarter ended			Half yearly		Year ended
		30 September 2021	30 June 2021	30 September 2020	30 September 2021	30 September 2020	31 March 2021
		(Un-Audited)	(Un-Audited)	(Un-Audited)	(Un-Audited)	(Un-Audited)	(Audited)
1	Revenue from operations	245.81	174.95	218.06	420.76	301.20	858.37
2	Other income	8.06	3.79	38.92	11.85	57.08	89.02
3	Total income (1+2)	253.87	178.74	256.98	432.61	358.28	947.39
4	Expenses						
	a) Cost of materials consumed	126.86	94.37	111.86	221.23	146.68	455.77
	b) Purchases of stock-in-trade	3.17	3.49	1.78	6.66	3.54	12.92
	c) Changes in inventories of finished goods, work-in-progress and stock in trade	3.38	(1.53)	3.94	1.85	8.44	5.67
	d) Employee benefits expense	32.09	29.50	30.91	61.59	59.83	120.97
	e) Finance costs	10.18	3.61	77.62	13.79	154.45	431.84
	f) Depreciation and amortisation	15.66	34.18	37.04	49.84	71.74	139.45
	g) Other expenses	30.77	54.83	84.21	85.60	109.26	212.55
	Total expenses	222.11	218.45	347.36	440.56	553.94	1,379.17
5	Profit/(Loss) before exceptional items and tax (3-4)	31.76	(39.71)	(90.38)	(7.95)	(195.66)	(431.78)
6	Exceptional items	-	-	-	-	-	-
7	Profit/(Loss) before tax (5-6)	31.76	(39.71)	(90.38)	(7.95)	(195.66)	(431.78)
8	Tax expenses						
	Current tax	0.68	0.35	0.02	1.03	0.03	2.47
	Short/(Excess) Provision for tax of earlier years	-	-	0.36	-	85.82	85.82
	Deferred tax	(0.04)	(0.12)	(12.48)	(0.16)	117.90	128.24
	Total tax expenses	0.64	0.23	(12.10)	0.87	203.75	216.53
9	Profit/(Loss) for the period from continuing operations (After tax and Exceptional Items) (7-8)	31.12	(39.94)	(78.28)	(8.82)	(399.41)	(648.31)
10	Profit/(Loss) from discontinued operations	-	-	-	-	-	-
11	Tax expense of discontinued operations	-	-	-	-	-	-
12	Profit/(Loss) from discontinued operations (after tax) (10-11)	-	-	-	-	-	-
13	Profit / (Loss) for the period (9+12)	31.12	(39.94)	(78.28)	(8.82)	(399.41)	(648.31)
14	Other comprehensive income						
	Items that will not be reclassified to profit or loss	-	-	0.05	-	0.10	0.64
	Income tax relating to items that will not be reclassified to profit or loss	-	-	(0.02)	-	(0.03)	-
	Items that will be reclassified to profit or loss	0.21	2.87	(5.90)	3.08	28.88	27.84
	Income tax relating to items that will be reclassified to profit or loss	-	-	-	-	-	-
	Other comprehensive income for the period, net of tax	0.21	2.87	(5.87)	3.08	28.95	28.48
15	Total comprehensive income for the period (13+14)	31.33	(37.07)	(84.15)	(5.74)	(370.46)	(619.83)
16	Profit/(Loss) for the period attributable to:						
	- Owners of the Company	30.66	(40.04)	(78.42)	(9.38)	(399.30)	(650.63)
	- Non controlling interests	0.46	0.10	0.14	0.56	(0.11)	2.32
		31.12	(39.94)	(78.28)	(8.82)	(399.41)	(648.31)
17	Other comprehensive income for the period attributable to:						
	- Owners of the Company	0.21	2.87	(5.88)	3.08	28.93	28.48
	- Non controlling interests	-	-	0.01	-	0.02	-
		0.21	2.87	(5.87)	3.08	28.95	28.48
18	Total comprehensive income for the period attributable to:						
	- Owners of the Company	30.87	(37.17)	(84.30)	(6.30)	(370.37)	(622.15)
	- Non controlling interests	0.46	0.10	0.15	0.56	(0.09)	2.32
		31.33	(37.07)	(84.15)	(5.74)	(370.46)	(619.83)
19	Earnings per share (Face value of Re 1/- each) (not annualised)						
	For continuing and discontinued operation						
	Continuing Operation:						
	- Basic	0.49	(0.63)	(1.24)	(0.14)	(6.33)	(10.26)
	- Diluted	0.49	(0.62)	(1.22)	(0.14)	(6.23)	(10.18)
	Discontinued Operation:						
	- Basic	-	-	-	-	-	-
	- Diluted	-	-	-	-	-	-
	Continuing and Discontinuing Operation						
	- Basic	0.49	(0.63)	(1.24)	(0.14)	(6.33)	(10.26)
	- Diluted	0.49	(0.62)	(1.22)	(0.14)	(6.23)	(10.18)
20	Paid - up equity share capital (Face value of Re 1/- each)	63.62	63.62	63.10	63.62	63.10	63.62
21	Other equity excluding revaluation reserve	-	-	-	-	-	757.33

See accompanying notes to the financial results.



STATEMENT OF UN-AUDITED CONSOLIDATED FINANCIAL RESULTS FOR THE QUARTER ENDED 30 SEPTEMBER 2021**NOTES:**

- 1 The above Un-Audited financial results of the Company were reviewed by the Audit Committee and approved by the Board of Directors at their meeting held on October 28, 2021. The Statutory Auditor of the Company has reviewed the aforesaid results.
- 2 These financial results have been prepared in accordance with Indian Accounting Standards (Ind- AS) as prescribed under section 133 of Companies Act 2013 read with Rule 3 of the Companies (Indian Accounting Standards) Rules 2015 and relevant amendment thereafter.
- 3 The figures for quarter ended September 30, 2021 and September 30, 2020 are balancing figures between the reviewed figures of the half year and the reviewed figure upto the first quarter of the relevant financial year. These have been subjected to review by the auditors.
- 4 In terms of the Composite Scheme of Arrangement, against USD 67 Million Foreign Currency Convertible Bonds due 2022 (FCCBs), there are USD 6.5 Million FCCBs outstanding for conversion as on 30th September, 2021.
- 5 Sintex- BAPL Ltd (SBAPL) & Sintex Prefab & Infra Limited, wholly owned subsidiaries, admitted under Corporate Insolvency Resolution Process, the NPA status & default with lenders continues as on 30.09.2021. Further for SBAPL, the banking & Financial liability (financial creditors) have been brought to reflect carrying values that match with the claims admitted by IRP (a standard process of CIRP) as at 18th December, 2020.
- 6 The company has received communication from resolution professional of Sintex Prefab and Infra Limited ("SPIL"), the wholly owned subsidiary of the company that the financial results for the half year ended 30th September, 2021 are not available at this stage as the company being under CIRP. Hence the financials of said subsidiary are not considered in consolidation of result of the Company. Hence the figures for the corresponding periods are not comparable.
- 7 On September 29, 2021, amount of EUR 55 million approximate (balance funds from the sale proceeds of Sintex NP SAS) lying in Sintex Holdings BV has been transferred as a unilateral action towards recovery of financial dues of the parent company of Sintex Holdings BV viz. Sintex BAPL Limited, to M/s Vistra Corporate Trust (Singapore) Limited. The company neither consented to this nor has approved the transaction and the company is exploring all possible legal course of action / recourses for recovery of the said amount. This transaction was executed without following the due process and should be construed as void. We reserve our right to recover the said amount and the transaction has been accounted for on this basis.
- 8 The outbreak of corona virus (COVID-19) pandemic globally and in India is causing significant disturbance and slowdown of economic activity. The Company's operations and revenue were impacted due to COVID-19. However, it has no further significant impact with respect to COVID 19 pandemic during the quarter ended September 30, 2021.
- 9 Figures of the previous quarter / year to date have been regrouped, wherever necessary to make it comparable.

For Sintex Plastics Technology Limited




Anurag Patel
Chairman & Managing Director
DIN: 00171035
Place : Ahmedabad
Date: 28.10.2021



STATEMENT OF UN-AUDITED CONSOLIDATED FINANCIAL RESULTS FOR THE QUARTER AND SIX MONTHS ENDED 30 SEPTEMBER 2021

Sl. No.	Particulars	Quarter ended					Year ended
		30 September 2021	30 June 2021	30 September 2020	30 September 2021	30 September 2020	31 March 2021
		(Un-Audited)	(Un-Audited)	(Un-Audited)	(Un-Audited)	(Un-Audited)	(Audited)
1	Segment revenue						
	a) Custom Moulding	245.81	174.95	217.84	420.76	300.83	857.93
	b) Infra, Prefab and Others	-	-	0.22	-	0.37	0.44
	Revenue from operations	245.81	174.95	218.06	420.76	301.20	858.37
2	Segment results (Profit before tax, exceptional items, other income and finance costs)						
	a) Custom Moulding	24.45	(30.46)	(19.17)	(6.01)	(55.76)	(24.17)
	b) Infra, Prefab and Others	9.43	(9.43)	(32.51)	-	(42.53)	(64.79)
	Total	33.88	(39.89)	(51.68)	(6.01)	(98.29)	(88.96)
	Unallocable						
	- Finance costs	10.18	3.61	77.62	13.79	154.45	431.84
	- Exceptional expense	-	-	-	-	-	-
	- Other income	8.06	3.79	38.92	11.85	57.08	89.02
	(Loss) / profit before tax	31.76	(39.71)	(90.38)	(7.95)	(195.66)	(431.78)
	Tax Expenses	0.64	0.23	(12.10)	0.87	203.75	216.53
	Net Profit(Loss) after tax from continuing operations	31.12	(39.94)	(78.28)	(8.82)	(399.41)	(648.31)
	Net Profit(Loss) after tax from discontinuing operations	-	-	-	-	-	-
	Net Profit(Loss) for the period	31.12	(39.94)	(78.28)	(8.82)	(399.41)	(648.31)
3	Segment assets						
	a) Custom Moulding	4,212.61	3,597.82	3,684.17	4,212.61	3,684.17	3,742.25
	b) Infra, Prefab and Others	-	1,874.39	1,910.69	-	1,910.69	1,883.31
	Total	4,212.61	5,472.21	5,594.86	4,212.61	5,594.86	5,625.56
4	Segment liabilities						
	a) Custom Moulding	3,734.79	3,536.95	3,446.38	3,734.79	3,446.38	3,675.54
	b) Infra, Prefab and Others	-	1,110.56	1,008.10	-	1,008.10	1,114.65
	Total	3,734.79	4,647.51	4,454.48	3,734.79	4,454.48	4,790.19




CONSOLIDATED STATEMENT OF ASSETS AND LIABILITIES

Rs In Crores

Particulars	30 September 2021 (Unaudited)	31 March 2021 (Audited)
ASSETS		
Non-current assets		-
a) Property, plant and equipment	1,610.38	2,811.82
b) Capital work-in-progress	8.21	2.62
c) Right of Use Assets	17.15	17.15
d) Goodwill	20.17	20.16
e) Other intangible assets	707.28	708.62
f) Financial assets		
i) Investment	304.80	-
ii) Loans	181.89	486.92
g) Deferred tax assets (net)	75.03	-
h) Other non-current assets	133.68	-
i) Non current tax assets (net)	-	133.49
	3,058.59	4,180.78
Current assets		
a) Inventories	148.14	173.64
b) Financial assets		
i) Trade receivables	136.80	179.39
ii) Cash and cash equivalents	114.55	583.15
iii) Bank balances other than cash and cash equivalents	78.32	187.70
iv) Other financial assets	605.70	9.44
c) Current tax assets (net)	11.01	15.63
d) Other current assets	59.50	295.83
	1,154.02	1,444.78
Total assets	4,212.61	5,625.56
EQUITY AND LIABILITIES		
Equity		
a) Equity share capital	63.62	63.62
b) Other equity	399.66	757.33
	463.28	820.95
Non-controlling interests	6.99	6.43
	470.27	827.38
Liabilities		
Non-current liabilities		
a) Financial liabilities		
i) Borrowings	7.55	7.99
ii) Other financial liabilities	0.02	121.53
b) Provisions	26.34	26.29
c) Deferred tax liabilities (net)	-	109.85
	33.91	265.66
Current liabilities		
a) Financial liabilities		
i) Borrowings	1,533.04	1,740.44
ii) Trade payables		
(a) total outstanding dues of micro enterprises and small enterprises; and	30.10	20.62
(b) total outstanding dues of creditors other than above	196.03	250.41
iii) Other financial liabilities	1,822.08	2,354.61
b) Other current liabilities	66.59	107.66
c) Provisions	60.29	58.64
d) Current tax liabilities (net)	0.30	0.14
	3,708.43	4,532.52
Total equity and liabilities	4,212.61	5,625.56

For Sintex Plastics Technology Limited


Amit D. Patel
Chairman & Managing Director
DIN: 00171035
Place : Ahmedabad
Date : October 28, 2021



Sintex Plastics Technology Limited


Consolidated Statement of cash flows

for the Year ended 30 September 2021

Currency: Indian Rupees in Crores)

Particulars	30 September 2021 (Unaudited)	30 September 2020 (Unaudited)
Cash flows from operating activities		
Profit/(Loss) before tax	(7.95)	(195.66)
Adjustments for:		
Depreciation and amortisation expense	49.84	71.74
Provision for doubtful debts & Bad Debt	0.25	35.57
Liabilities no longer payables written back	-	(8.40)
Interest income	(1.62)	(3.27)
Finance costs	13.79	154.45
Operating Profit/(Loss) before working capital changes	<u>54.31</u>	<u>54.43</u>
Working capital adjustments :		
(Increase) / decrease in financial and non-financial assets	(114.92)	61.36
(Increase) / decrease in loans given	(482.34)	(0.43)
(Increase) / decrease in inventories	2.13	19.42
(Increase) / decrease in trade receivables	23.23	13.59
Increase / (decrease) in trade payables	(17.37)	(15.00)
Increase/(decrease) in provisions, financial and non-financial liabilities	(1.31)	12.95
Cash generated from operating activities	<u>(536.27)</u>	<u>146.32</u>
Taxes Refund (paid)	(2.07)	(1.94)
Net cash (used in) / generated from operating activities (A)	<u>(538.34)</u>	<u>144.38</u>
Cash flows from investing activities		
Interest received	1.62	3.27
Payments for purchase of property, plant and equipment and other intangible assets	(14.55)	(0.85)
Proceeds from sale of property, plant and equipment and other intangible assets	-	36.30
Proceeds /(Investment) of Term deposits, FD & margin money	109.38	-
Net cash (used in) / generated from investing activities (B)	<u>96.45</u>	<u>38.73</u>
Cash flows from financing activities		
Interest paid	(6.43)	(6.77)
Proceeds / (repayment) of current borrowings (net)	(9.50)	(46.23)
Repayment of non-current borrowings	6.94	0.70
Net cash generated from / (used in) financing activities (C)	<u>(8.99)</u>	<u>(52.30)</u>
Net (decrease) / increase in cash and cash equivalents (A+B+C)	<u>(450.88)</u>	<u>130.81</u>
Cash and cash equivalents at 1 April	559.23	580.13
Effect of exchange differences on restatement of foreign currency cash and cash equivalents	6.20	(10.28)
Cash and cash equivalents at 30th September	<u>114.55</u>	<u>700.66</u>

For Sintex Plastics Technology Limited


Amit D. Patel
 Chairman & Managing Director
 DIN: 00171035
 Place : Ahmedabad
 Date: October 28, 2021





PRAKASH TEKWANI & ASSOCIATES CHARTERED ACCOUNTANTS

Email : Parkashtekwani@yahoo.com /Mo.9426014576

387, Karnawati Plaza, Opp. Central Bank Of Inida, Revdibazar Char Rasta, Kalupur, Ahmedabad-01, Gujarat.

Independent Auditor's Review Report on the Quarterly and Year to date Unaudited Consolidated Financial Results of Sintex Plastic Technology Ltd Pursuant to the Regulation 33 of the SEBI (Listing Obligations and Disclosure Requirements) Regulations, 2015, as amended.

TO THE BOARD OF DIRECTORS OF SINTEX PLASTIC TECHNOLOGY LTD

1. We have reviewed the accompanying "Statement of Unaudited Consolidated Financial Result of **Sintex Plastic Technology Ltd** ("the Company") for the Quarter ended September 30, 2021 and year to date from April 01, 2021 to September 30, 2021 ("the Statement") attached herewith, being submitted by the company pursuant to the requirement of regulation 33 of the SEBI (listing Obligation and Disclosure Requirements) Regulation, 2015, as amended ('the Listing Regulation'), read with SEBI Circular No. CIRICFD/CMD1/44/2019 dated March 29, 2019 ('the Circular').
2. This Statement, which is the responsibility of the Parent Company's Management and approved by the Parent Company's Board of Directors, has been prepared in accordance with the recognition and measurement principles laid down in Indian Accounting standard 34 "Interim Financial Reporting" ("Ind AS 34"), prescribed under section 133 of the companies Act, 2013 as amended, and other accounting principles generally accepted in India. Our responsibility is to express a conclusion on the statement based on our review.
3. We conducted our review of the statement in accordance with the Standard on Review Engagements (SRE) 2410, "Review of Interim Financial Information Performed by the Independent Auditor of the Entity" issued by the Institute of Chartered Accountants of India. This standard requires that we plan and perform the review to obtain moderate assurance as to whether the statement is free of material misstatement. A Review is limited primarily to inquiries of Company personnel and analytical procedures applied to financial data and thus provide less assurance than an audit. We have not performed an audit and, accordingly, we do not express an audit opinion.

We also performed procedures in accordance with the circular issued by the SEBI under Regulation 33 (8) of the SEBI (Listing Obligation and Disclosure Requirements) Regulation, 2015 as amended to the extent applicable.

The statement includes the results of the following entities;

Sr No	Name of Entities	Relationship
i	Sintex BAPL Ltd	Wholly-owned subsidiary
ii	Sintex Holding BV (Netherlands) including its Wholly-owned subsidiary i.e. Sintex Logistics LLC (USA)	Wholly-owned subsidiary of Sintex BAPL Ltd



III	BAPL Rototech Pvt Ltd	Subsidiary company of Sintex BAPL Ltd
-----	-----------------------	---------------------------------------

4. Based on our review conducted and procedures performed as stated in paragraph 3 above and based on the information given by management referred to in paragraph 5, 6 & 7 below, nothing has come to our attention that causes us to believe that the accompanying statement, prepared in accordance with the recognition and measurement principles laid down in the aforesaid Indian Accounting standard and other accounting principles generally accepted in India, has not disclosed the information required to be disclosed in terms of Regulation 33 of the SEBI (Listing Obligation and disclosure Requirements) Regulations 2015, as amended including the manner in which it is to be disclosed , or that it contain any material misstatement.
5. We did not review the financial information of Two subsidiaries included in the statement, whose unaudited financial information, reflects total revenue of Rs. 414.62 crores the quarter ended 30th September 2021 and Net assets of Rs. -217.23 crores as at 30th September 2021. This unaudited financial information and financial results of these subsidiaries includes one subsidiary, namely Sintex BAPL Limited is reviewed by their respective auditor and in case of BAPL Rototech Pvt Ltd, the management certified accounts.
6. We did not review the financial information of two overseas subsidiaries included in the statement of unaudited consolidated financial results and consolidated year-to-date financial results, whose unaudited financial information reflect total revenue of Rs. 28.61 crores for the quarter ended 30th September 2021 and net assets of Rs 505.88 crores as at 30th September 2021. These unaudited financial information and financial results of these subsidiaries have not been reviewed by their respective auditors and are based solely on the management certified accounts and our report on the Statement in so far as it relates to the amounts included in respect of these subsidiaries is solely based on those management accounts.
7. Attention is drawn to the fact that the figures for quarter ended September 30, 2021 and September 30, 2020 are balancing figures between the reviewed figures of the half year and the reviewed figure up to the first quarter of the relevant financial year.



8. Emphasis of Matter:

- A. We draw attention to note 5 of the consolidated financial statement wherein Sintex BAPL Ltd (BAPL) & Sintex Prefab & Infra Ltd (SPIL), wholly owned subsidiaries, their default & NPA status with lenders continues as on 30.09.2021.
- B. We draw attention to note 6 of the consolidated financial statement wherein the company has received communication from resolution professional of Sintex Prefab and Infra Limited ("SPIL"), the wholly owned subsidiary of the company that the financial results for the half year ended 30th September, 2021 are not available at this stage as the company being under CIRP. Hence the financials of said subsidiary are not considered in consolidation of result of the Company. Accordingly, the figures for the corresponding periods are not comparable.
- C. We draw attention to note 7 of the consolidated financial statement wherein as per management representation, it is mentioned that on September 29, 2021, amount of EUR 55 million approximate (balance funds from the sale proceeds of Sintex NP SAS) lying in Sintex Holdings BV has been transferred as a unilateral action towards recovery of financial dues of the parent company of Sintex Holdings BV viz. Sintex BAPL Limited, to M/s Vistra Corporate Trust (Singapore) Limited. The company neither consented to this nor has approved the transaction and the company is exploring all possible legal course of action / recourses for recovery of the said amount. As per management, this transaction was executed without following the due process and should be construed as void. The Company reserves right to recover the said amount and the transaction has been accounted for on this basis.

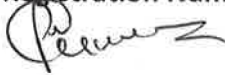
Based on the above representation, the aforesaid transaction has been recorded in other financial assets and considered as recoverable.

Our conclusion on the Statement is not modified in respect of the above matters.

For M/s. Prakash Tekwani & Associates

Chartered Accountants

Firm's Registration Number: 120253w



CA Prakash Tekwani

Proprietor

Membership No : 108681

UDIN: - 21108681AAAADS1598

Place: Ahmedabad

Date: October 28, 2021



STATEMENT OF UNAUDITED STANDALONE FINANCIAL RESULTS FOR QUARTER AND HALF YEAR ENDED 30TH SEPTEMBER 2021


Sl. No.	Particulars	(Rupees in crores, except per share data)					
		Quarter ended			Six Months Ended		Year ended
		30-Sep-2021 (Unaudited)	30-Jun-2021 (Unaudited)	30-Sep-2020 (Unaudited)	30-Sep-2021 (Unaudited)	30-Sep-2020 (Unaudited)	31-Mar-2021 (Audited)
1	Revenue from operations	0.37	-	-	0.37	-	-
2	Other income	0.28	-	-	0.28	-	-
3	Total Income (1+2)	0.65	-	-	0.65	-	-
4	Expenses						
a)	Purchases of stock-in-trade	-	-	-	-	-	-
b)	Employee benefits expense	0.09	0.07	0.06	0.16	0.15	0.26
c)	Finance costs	3.72	3.69	3.81	7.40	7.49	14.85
d)	Other expenses	0.06	0.06	0.28	0.12	0.47	1.07
	Total expenses	3.87	3.81	4.15	7.68	8.11	16.18
5	(Loss) / profit before exceptional items and tax (3-4)	(3.22)	(3.81)	(4.15)	(7.03)	(8.11)	(16.18)
6	Exceptional items (refer note 6)	-	-	-	-	-	-
7	(Loss) / profit before tax (5-6)	(3.22)	(3.81)	(4.15)	(7.03)	(8.11)	(16.18)
8	Tax expenses						
	Current tax	-	-	-	-	-	(6.88)
	Deferred tax	-	-	-	-	-	(1.13)
	Short / (Excess) Provision of Tax of Earlier Years	-	-	(1.13)	-	(1.13)	(1.13)
	Total tax expenses	-	-	(1.13)	-	(1.13)	(8.01)
9	(Loss) / profit for the period after tax (7-8)	(3.22)	(3.81)	(3.02)	(7.03)	(6.98)	(8.17)
10	Other comprehensive income Items that will not be reclassified to profit or loss Remeasurement of defined benefit plans Income tax relating to items that will not be reclassified to profit or loss Other comprehensive income for the period, net of tax	-	-	-	-	-	-
11	Total comprehensive income for the period (9+10)	(3.22)	(3.81)	(3.02)	(7.03)	(6.98)	(8.17)
12	Paid-up equity share capital (face value of Rs 1 each)	63.62	63.62	63.10	63.62	63.10	63.62
13	Other equity excluding revaluation reserve	-	-	-	-	-	420.67
14	Earnings per share (Face value of Re 1/- each) (not annualised)						
	Basic (Rs)	(0.05)	(0.06)	(0.05)	(0.11)	(0.11)	(0.13)
	Diluted (Rs)	(0.05)	(0.06)	(0.05)	(0.11)	(0.11)	(0.13)

See accompanying notes to the standalone financial results.

NOTES:

- The above Un-Audited financial results of the Company were reviewed by the Audit Committee and approved by the Board of Directors at their meeting held on October, 28 2021. The Statutory Auditor of the Company has reviewed the aforesaid results.
- These financial results have been prepared in accordance with Indian Accounting Standards (Ind- AS) as prescribed under section 133 of Companies Act 2013 read with Rule 3 of the Companies (Indian Accounting Standards) Rules 2015 and relevant amendment thereafter.
- The figures for quarter ended Sep, 30 2021 and Sep, 30 2020 are balancing figures between the reviewed figures of the half year and the reviewed figures up to the first quarter of the relevant financial year. These have been subjected to review by the auditors.
- In terms of the Composite Scheme of Arrangement, against USD 67 Million Foreign Currency Convertible Bonds due 2022 (FCCBs), there are USD 6.5 Million FCCBs outstanding for conversion as on 30th September, 2021.
- The company had defaulted in payment of dues to RBL Bank in respect of its borrowings as on 31 March 2020 and the default continues as on 30th September, 2021 the default amount as on 30.09.2021 is Rs. 85.52 Cr.
- The Company has presented segment information in the consolidated financial results. Accordingly, in terms of Paragraph 3 of Ind AS 108 'Operating Segments', no disclosures related to segments are presented in this standalone financial results.

For Sintex Plastics Technology Limited


Anil D. Pagar
Chairman & Managing Director
DIN : 00171035


Place : Ahmedabad
Date : 28th October, 2021



STANDALONE STATEMENT OF ASSETS AND LIABILITIES

Particulars	(Rupees in crores)	
	30 Sep 2021 (Unaudited)	31 March 2021 (Audited)
ASSETS		
Non-current assets		
a) Financial assets		
(i) Investments	532.10	532.10
b) Non current assets	129.05	129.05
	661.15	661.15
Current assets		
a) Financial assets		
(i) Trade receivables	4.37	4.37
(ii) Cash and bank balances	0.11	0.03
(iii) Loans	13.26	13.42
b) Other current assets	0.64	0.57
	18.38	18.39
Total Assets	679.53	679.54
EQUITY AND LIABILITIES		
Equity		
a) Equity share capital	63.62	63.62
b) Other equity	413.64	420.67
	477.26	484.29
Liabilities		
Non-current liabilities		
a) Financial liabilities		
i) Borrowings	-	-
b) Deferred tax liabilities, net	15.56	15.56
	15.56	15.56
Current liabilities		
a) Financial liabilities		
i) Borrowings	56.16	71.50
ii) Trade payables		
(a) total outstanding dues of micro enterprises and small enterprises; and	-	-
(b) total outstanding dues of creditors other than micro enterprises and small enterprises	14.11	14.11
iii) Other financial liabilities	116.20	93.46
b) Other current liabilities	0.24	0.62
c) Current Tax Liabilities	-	-
	186.71	179.69
Total Equity and Liabilities	679.53	679.54

For Sintex Plastics Technology Limited


Anil D. Patel
Chairman & Managing Director
DIN : 00171035

Place : Ahmedabad
Date : 28th October, 2021



Sintex Plastics Technology Limited

Standalone Statement of Cash Flows

for the period ended 30th September, 2021

(Currency: Indian Rupees in Crores)

Particulars	30 Sep 2021	30 Sep 2020
Cash flows from operating activities		
Net Profit / (Loss) before tax	(7.03)	(8.11)
Adjustments for:		
Interest income	-	-
Loss / (gain) arising on financial assets measured at FVTPL (net)	-	-
Bad debts written off	-	-
Impairment of Investment	-	-
Finance costs	7.40	7.49
Profit on sale of investment in subsidiaries	-	-
Operating Profit \ (Loss) before working capital changes	0.37	(0.62)
Working capital adjustments :		
(Increase) / decrease in financial and non-financial assets	(0.07)	(0.40)
(Increase) / decrease in loans given	0.16	(0.08)
(Increase) / decrease in trade receivables	-	-
Increase / (decrease) in trade payables	-	0.55
Increase / (decrease) in provisions, financial and non-financial liabilities	(0.38)	(0.55)
Cash (used in) / generated from Operations	0.08	(1.10)
Income tax paid (net)	-	-
Net cash (used in) / generated from operating activities (A)	0.08	(1.10)
Cash flows from investing activities		
Interest received	-	-
Payments for purchase of property, plant and equipment and other intangible ass	-	-
Payments for purchase of non-current investments in subsidiary	-	-
Net cash (used in) / generated from investing activities (B)	-	-
Cash flows from financing activities		
Interest paid	-	(0.09)
Proceeds / (repayment) of non current borrowings (net)	-	1.14
Net cash (used in) generated from financing activities (C)	-	1.05
Net (decrease) / increase in cash and cash equivalents (A+B+C)	0.08	(0.05)
Cash and cash equivalents at 01 April 2021	0.03	0.08
Cash and cash equivalents at 30 Sep 2021	0.11	0.03

As per our report of even date attached.

For Sintex Plastics Technology Limited


Amit D. Patel
Chairman & Managing Director
DIN : 00171035



Place : Ahmedabad

Date : 28th October, 2021



PRAKASH TEKWANI & ASSOCIATES CHARTERED ACCOUNTANTS

Email : Parkashtekwani@yahoo.com /Mo.9426014576

387, Karnawati Plaza, Opp. Central Bank Of Inida, Revdibazar Char Rasta, Kalupur, Ahmedabad-01, Gujarat.

Independent Auditor's Review Report on the Quarterly and Year to date Unaudited Standalone Financial Results of Sintex Plastic Technology Ltd Pursuant to the Regulation 33 of the SEBI (Listing Obligations and Disclosure Requirements) Regulations, 2015, as amended.

Review Report to The Board of Directors Sintex Plastics Technology Ltd

1. We have reviewed the accompanying "Statement of Unaudited Standalone Financial Result of **Sintex Plastic Technology Ltd** ("the Company") for the Quarter ended September 30, 2021 and year to date from April 01, 2021 to September 30, 2021 ("the Statement") attached herewith, being submitted by the company pursuant to the requirement of regulation 33 of the SEBI (listing Obligation and Disclosure Requirements) Regulation, 2015, as amended ('the Listing Regulation').
2. The preparation of the statement is in accordance with the recognition and measurement principles laid down in Indian Accounting Standard 34, (Ind AS 34) "Interim Financial Reporting" prescribed under section 133 of the Companies Act, 2013, as amended, read with relevant rules issued thereunder and other accounting principles generally accepted in India, read with the Circular is the responsibility of the Company's management and has been approved by the Board of Directors of the Company. Our responsibility is to express a conclusion on the Statement based on our review.
3. We conducted our review of the statement in accordance with the Standard on Review Engagements (SRE) 2410, "Review of Interim Financial Information Performed by the Independent Auditor of the Entity" issued by the Institute of Chartered Accountants of India. This standard requires that we plan and perform the review to obtain moderate assurance as to whether the statement is free of material misstatement. A Review is limited primarily to inquiries of Company personnel and analytical procedures applied to financial data and thus provides less assurance than an audit. We have not performed an audit and, accordingly, we do not express an audit opinion.
4. Based on our review conducted as stated above, nothing has come to our attention that causes us to believe that the accompanying statement, prepared in accordance with the recognition and measurement principles laid down in the applicable Indian Accounting Standards ('Ind AS') specified under section 133 of the Companies Act, 2013 as amended read with relevant rules issued thereunder and other recognised accounting practice and policies has not disclosed the information required to be disclosed in terms of Regulation, read with the Circular, including the manner in which it is to be disclosed, or that it contains any material misstatement.



5. Attention is drawn to the fact that the figures for quarter ended September 30, 2021 and September 30, 2020 are balancing figures between the reviewed figures of the half year and the reviewed figure up to the first quarter of the relevant financial year.

Emphasis of Matter Paragraph:

- a. We draw attention to Note 5 of the standalone financial statement, the company had defaulted in payment of dues to RBL Bank in respect of its borrowing as on 31 March 2020 and the default continues as on 30th September 2021. The default as on 30th September, 2021 amounts to Rs. 85.52 Cr.

Our conclusion is not modified in respect of above matters.

**For, M/s Prakash Tekwani & Associates
Chartered Accountants
Firm Regn. 120253W**



**Prakash U Tekwani
(Partner)
M. No.: 108681
Place: Ahmedabad
Date: October 28, 2021
UDIN: - 21108681AAAADT7194**

