

9th November 2022

National Stock Exchange of India Limited Exchange Plaza, Bandra Kurla Complex, Bandra (East), Mumbai 400 051 Scrip Name: GPPL	BSE Limited 14 th Floor, P J Towers, Dalal Street, Fort, Mumbai 400 001 Scrip Code: 533248
--	--

Dear Madam/ Sir,

Sub: Submission of Analysts/ Investor Presentation

Kindly find enclosed herewith the Analyst/ Investor Presentation regarding the Unaudited financial results of Gujarat Pipavav Port Limited ('the Company') for the Quarter and Half Year ended 30th September 2022, for reference please. It is also being uploaded on the Company's website www.pipavav.com

The Presentation is being made through a Webinar tomorrow 10th November 2022 at 11.00 AM.

Thank you,

Yours truly,

For Gujarat Pipavav Port Limited

Manish Agnihotri
Company Secretary & Compliance Officer



Gujarat Pipavav Port Limited Result Review Q2 FY 2022-23

10th November 2022

Disclaimer

Statements in this presentation describing the Company's objectives, projections, estimates, expectations may be "forward looking statements" within the meaning of applicable securities laws and regulations. Actual results could differ materially from those expressed or implied. Important factors that could make a difference to the Company's operations include, among others, economic conditions affecting demand / supply and price conditions in the markets in which the Company operates, changes in Government regulations, tax laws and other statutes and incidental factors

Agenda

Key Updates

Volume Development

Profit and Loss Statement

Key Updates

Q2 FY 23 Vs Q2 FY 22

- Container: Higher EXIM & Transshipment volume
- Bulk: Lower minerals; UTCL jetty operational
- Liquid: Higher LPG volume
- Revenue higher by 17%; Higher Container & bulk revenue
- EBITDA higher by 11%; Margin at 53%
- Net profit higher by 56%

CONTAINER (TEUs)

186,619
(+19%)

DRY BULK (MT)

1,302,428
(-7%)

LIQUID (MT)

207,758
(+6%)

RORO (UNITS)

8,225
(+5%)

REVENUE

2,273 Mn
(+17%)

EBITDA

1,210 Mn
(+11%)

EBIT

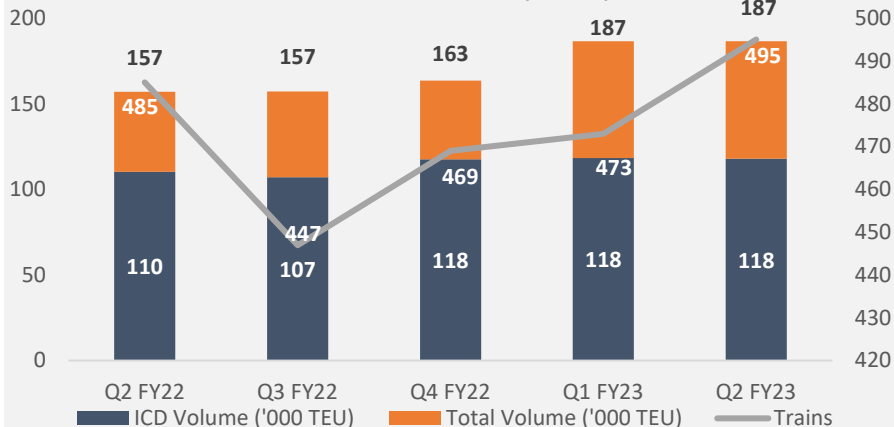
921 Mn
(+22%)

NET PROFIT

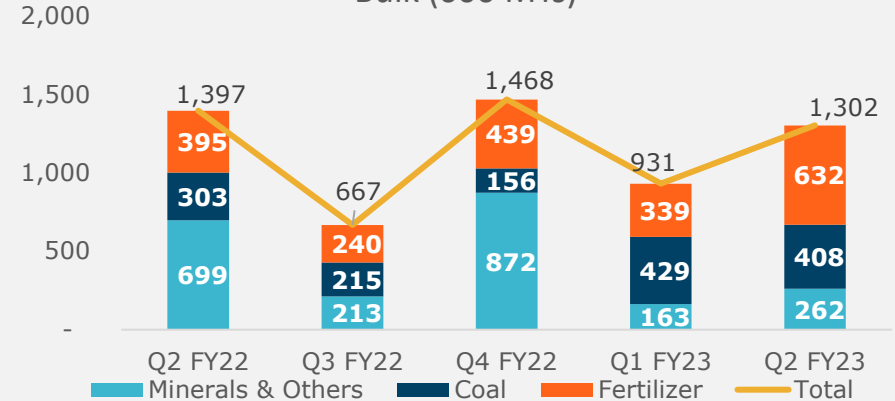
707 Mn
(+56%)

Volume Development

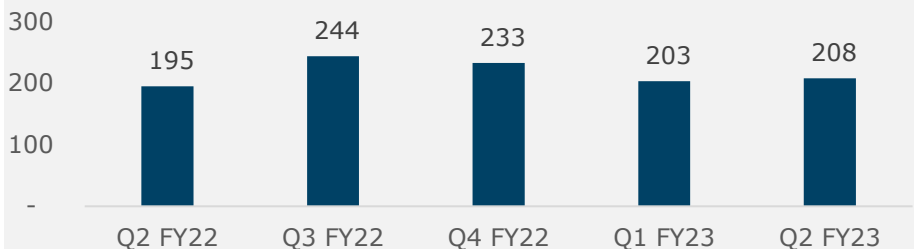
Container TEUs(000s)



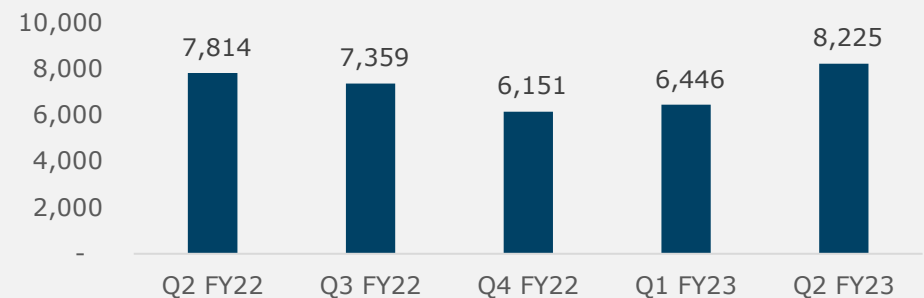
Bulk (000 MTs)



Liquid (000 MTs)



RoRo (Units)



Profit and Loss Statement

INR Million

Particulars	Quarter ended					Half Year ended		FY
	Sep-22	Jun-22	%	Sep-21	%	Sep-22	Sep-21	Mar-22
Income								
Net Sales / Income from Operations	2,097	1,902	10%	1,799	17%	3,999	3,269	6,883
Other Operating Income	175	180	-2%	148	18%	355	275	552
Total Income	2,273	2,081	9%	1,947	17%	4,354	3,543	7,435
Expenditure								
Operating Expenses	534	403	33%	415	29%	937	705	1,465
Employee benefits expense	192	200	-4%	172	12%	392	352	739
Other Expenses	336	346	-3%	271	24%	682	518	1,106
Total Expenditure	1,062	949	12%	857	24%	2,012	1,574	3,310
EBITDA	1,210	1,132	7%	1,090	11%	2,342	1,969	4,126
%	53%	54%		56%		54%	56%	55%
Depreciation	289	300	-4%	333	-13%	590	667	1,293
Profit before Other Income, Finance	921	832	11%	757	22%	1,753	1,302	2,833
Cost and Exceptional Items								
Add: Other Income	106	88	20%	71	49%	195	144	286
Less: Finance Cost	20	21	-6%	11	77%	41	25	48
Less: Exceptional Item	53	125		88		178	197	46
Profit Before Tax	954	774	23%	729	31%	1,728	1,225	3,025
Tax Expense	245	199	24%	273	-10%	444	447	1,093
Other comprehensive income, net of tax	-2	-	-	-3	-	-2	-3	4
Net Profit	707	575	23%	453	56%	1,282	774	1,936
Net Profit excl. exceptional item (net of tax)	746	668	12%	508	47%	1,415	899	1,965

Thank you