

CFHRO SE CS LODR 166/2021  
 October 21, 2021

ONLINE SUBMISSION

<p><b>National Stock Exchange of India Ltd.,</b>                  Exchange Plaza, C-1, Block G,                  Bandra Kurla Complex,                  Bandra (E)                  Mumbai – 400 051</p> <p>NSE Symbol: CANFINHOME</p>	<p><b>BSE Limited</b>                  Corporate Relationship Department                  25th Floor, P J Towers                  Dalal Street, Fort,                  Mumbai – 400 001</p> <p>BSE Scrip Code: 511196</p>
--	---

Dear Sirs,

**Sub: Outcome of Board meeting and submission of Un-audited Financial Results for the quarter and half year ended on September 30, 2021**

Ref: Our letter CFHRO SE CS LODR 159/2021 dated October 05, 2021

We wish to inform that at the meeting of the Board of Directors of the Company held today i.e., October 21, 2021, Thursday, at Bengaluru, the results for 2<sup>nd</sup> quarter and half year ended on September 30, 2021, duly reviewed and recommended by the Audit Committee, inter alia, has been considered and approved by the Board of Directors of the Company at the aforesaid meeting.

In relation to the above, we enclose the following:

- I. Statement of Standalone Un-audited Financial Results of our Company for the 2<sup>nd</sup> quarter and half year ended on September 30, 2021, including half-yearly statement on assets and liabilities of the Company and statement of cash flows, which are prepared in accordance with the Indian Accounting Standards (Ind AS), duly signed by the Managing Director & CEO (**Annexure-1**).
- II. Limited Review Report for the said period issued by M/s. B Srinivasa Rao & Co. and M/s. B K Ramadhyani & Co. LLP, the Joint Statutory Central Auditors of the Company and taken on record by the Board (**Annexure-2**).
- III. Additional Information in compliance with Chapter V of LODR Regulations, 2015 [Reg.52(4)] (**Annexure -3**).
- IV. A 'Nil' statement of deviation or variation in the prescribed format as required under Regulation 32 of the SEBI (LODR) Regulations, 2015 read with SEBI Circular No.CIR/CFD/CMDI/162/2019 dated December 24, 2019 is also enclosed herewith (**Annexure-4**).
- V. A 'Nil' statement of deviation or variation in the use of proceeds of funds raised through Non-Convertible Debentures for the purpose other than those mentioned in offer document (SEBI Circular No. CIR/CFB/CMD1/162/2019 dated December 24, 2019 and circular no. SEBI/HO/DDHS/08/2020 dated January 17, 2020) (**Annexure - 5**).

The Board of Directors, at the above meeting, has given necessary approvals and authorisations for issue of Non-Convertible Debentures, on private placement basis upto an extent of Rs.4000 Crore, as approved by the Members at the 34<sup>th</sup> Annual General Meeting of the Company held on September 08, 2021 for issue in tranches for a period upto the date of the Annual General Meeting (AGM) of the financial year 2021-22. The Board has authorized a Committee to decide



on the terms and conditions of the Issue like timing of the Issue(s), size, number of securities, tenure, coupon etc.

The meeting of the Board of Directors commenced at 03:00 p.m. and concluded at 04:15 p.m.

This intimation of outcome of the Board meeting may please be treated as compliance made under Regulations 30 (read with Para A of Part A of Schedule III), 33 and 52 of the SEBI (Listing Obligations and Disclosure Requirements) Regulations, 2015.


In terms of SEBI (Prohibition of Insider Trading) Regulations, 2015 and Company's Code of Conduct, the trading window for designated persons will open on October 23, 2021.

This intimation letter along with annexures are being made available on the Company's website [www.canfinhomes.com](http://www.canfinhomes.com) simultaneously.

Kindly take the above intimation and documents on record.

Thanking you,

Yours faithfully,  
For Can Fin Homes Ltd.,



Veena G Kamath  
DGM & Company Secretary



Encl: As above.



  
**Can Fin Homes Ltd**  
 (Sponsor: CANARA BANK)  
 HOME LOANS • DEPOSITS  
*Translating Dreams into Reality*

(₹. In lakhs)



Statement of Un-Audited Financial Results for the Quarter and Half year ended 30/09/2021							
Sl.No.	Particulars	Quarter Ended			Six months ended		Year ended
		(30/09/2021)	(30/06/2021)	(30/09/2020)	(30/09/2021)	(30/09/2020)	(31/03/2021)
		Un-audited & Reviewed	Un-audited & Reviewed	Un-audited & Reviewed	Un-audited & Reviewed	Un-audited & Reviewed	Audited
1	<b>Income from Operations:</b>						
	- Interest Income	46,259.89	44,919.77	52,404.40	91,179.66	1,04,615.02	2,00,636.71
	- Fees and Commission Income	517.58	160.15	171.24	677.73	200.55	1,177.27
	- Other Income	11.22	4.26	5.40	15.48	15.91	29.13
	<b>Total Income from Operations</b>	<b>46,788.69</b>	<b>45,084.18</b>	<b>52,581.04</b>	<b>91,872.87</b>	<b>1,04,831.48</b>	<b>2,01,843.12</b>
2	<b>Expenditure:</b>						
	- Finance Costs	27,081.54	26,803.92	31,342.93	53,885.46	64,425.43	1,20,832.66
	- Fees and Commission Expense	652.26	256.18	208.15	908.43	304.19	1,199.05
	- Employee Benefit expense	1,887.83	1,819.99	1,562.05	3,707.83	3,002.05	6,998.42
	- Depreciation and Amortisation	252.04	236.73	227.79	488.77	458.50	957.27
	- Provisions for Expected Credit Loss and Write offs (refer note 6(iv))	(620.50)	654.70	1,510.55	34.21	5,924.44	6,853.17
	- Other Expenses	631.02	712.17	524.94	1,343.19	907.44	3,244.52
	<b>Total Expenditure</b>	<b>29,884.19</b>	<b>30,483.69</b>	<b>35,376.41</b>	<b>60,367.89</b>	<b>75,022.05</b>	<b>1,40,085.10</b>
3	<b>Profit Before Tax</b>	<b>16,904.50</b>	<b>14,600.49</b>	<b>17,204.63</b>	<b>31,504.98</b>	<b>29,809.43</b>	<b>61,758.02</b>
4	<b>Tax Expenses</b>						
	- Current Tax	4,188.23	3,687.29	4,620.51	7,875.52	8,747.20	17,307.21
	- Deferred Tax	352.66	28.21	(257.40)	380.88	(1,094.80)	(1,155.23)
	<b>Total Tax Expenses</b>	<b>4,540.89</b>	<b>3,715.50</b>	<b>4,363.11</b>	<b>8,256.40</b>	<b>7,652.40</b>	<b>16,151.99</b>
5	<b>Net Profit after Tax</b>	<b>12,363.61</b>	<b>10,884.99</b>	<b>12,841.52</b>	<b>23,248.58</b>	<b>22,157.03</b>	<b>45,606.03</b>
	Other Comprehensive Income (net of tax)	(57.85)	11.76	1.38	(46.09)	(18.94)	(2.94)
6	<b>Total Comprehensive Income</b>	<b>12,305.76</b>	<b>10,896.75</b>	<b>12,842.90</b>	<b>23,202.49</b>	<b>22,138.09</b>	<b>45,603.10</b>
7	Paid-up equity share capital (Face value of ₹2/- per share)	2,663.31	2,663.31	2,663.31	2,663.31	2,663.31	2,663.31
8	Reserves excluding Revaluation Reserves as per balance sheet of previous accounting year	2,58,317.46	2,58,317.46	2,12,343.54	2,58,317.46	2,12,343.54	2,58,317.46
9	Earnings Per Share (EPS) (of ₹2/-each)	(As at 31/03/2021) Not Annualised	(As at 31/03/2021) Not Annualised	(As at 31/03/2020) Not Annualised	(As at 31/03/2021) Not Annualised	(As at 31/03/2020) Not Annualised	(As at 31/03/2021) Annualised
	(a) Basic	9.29	8.17	9.64	17.46	16.64	34.25
	(b) Diluted	9.29	8.17	9.64	17.46	16.64	34.25



Note 1: Statement of Assets and Liabilities



₹ in Lakhs

Sl No	Particulars	As at 30/09/2021	As at 30/09/2020	As at 31/03/2021
		Un-audited & Reviewed	Un-audited & Reviewed	Audited
	<b>ASSETS</b>			
<b>I</b>	<b>Financial Assets</b>			
a)	Cash and Cash equivalents	148.20	221.67	79.25
b)	Bank Balances other than above	4,199.70	14,328.53	2,075.30
c)	Derivative Financial Instruments	-	-	-
d)	<b>Receivables</b>			
(i)	Trade Receivables	63.12	13.02	70.80
(ii)	Other Receivables	-	-	-
e)	Loans	23,30,134.75	20,62,886.49	21,89,148.23
f)	Investments	34,866.71	2,416.27	4,960.39
g)	Other Financial Assets	374.80	333.44	369.66
<b>II</b>	<b>Non-Financial Assets</b>			
	Inventories	-	-	-
a)	Current Tax Assets ( Net)	1,406.24	1,746.16	1,830.19
b)	Deferred Tax Assets ( Net)	4,180.07	4,490.40	4,545.46
c)	Property, Plant and Equipment	4,036.60	3,360.70	3,782.44
d)	Other non-financial assets	411.14	143.85	512.75
	<b>TOTAL</b>	<b>23,79,821.33</b>	<b>20,89,940.53</b>	<b>22,07,374.47</b>
	<b>LIABILITIES AND EQUITY</b>			
	<b>LIABILITIES</b>			
<b>I</b>	<b>Financial Liabilities</b>			
	Derivative Financial Instruments	-	-	-
a)	<b>Payables</b>			
	Trade Payables			
(i)	total outstanding dues of micro enterprises and small enterprises	-	-	-
(ii)	total outstanding dues of creditors other than micro enterprises and small enterprises	316.79	571.98	432.58
	<b>Other Payables</b>			
(i)	total outstanding dues of micro enterprises and small enterprises	-	-	-
(ii)	total outstanding dues of creditors other than micro enterprises and small enterprises	-	-	-
b)	Debt Securities	4,84,201.46	3,05,866.55	4,89,130.24
c)	Borrowings ( Other than debt securities)	15,27,954.47	14,90,585.63	13,85,621.47
d)	Deposits	48,176.50	28,523.11	44,247.15
e)	Subordinated Liabilities	10,739.69	10,739.69	10,291.47
f)	Other Financial Liabilities	5,876.32	4,932.17	5,078.10
<b>II</b>	<b>Non-Financial Liabilities</b>			
a)	Current tax liabilities ( Net)	-	-	-
b)	Provisions	2,578.44	10,228.38	10,225.35
c)	Deferred tax liabilities ( Net)	-	-	-
d)	Other non-financial liabilities	16,991.96	2,386.97	1,367.34
<b>III</b>	<b>EQUITY</b>			
a)	Equity Share capital	2,663.31	2,663.31	2,663.31
b)	Other Equity	2,80,322.39	2,33,442.74	2,58,317.46
	<b>TOTAL</b>	<b>23,79,821.33</b>	<b>20,89,940.53</b>	<b>22,07,374.47</b>






Note 2: Cash Flow Statement for the half year ended September 30, 2021

Sl. No	Particulars	₹ in Lakhs	
		30-09-2021	30-09-2020
A)	<b>Cash Flow from Operating Activities</b>		
	Net Profit Before Tax and Exceptional Items	31,504.98	29,809.42
	<b>Add:</b>		
	<b>i) Adjustment For:</b>		
	Depreciation and Amortization	488.77	458.50
	Loss/(Profit) on Sale of Assets [net]	12.51	3.88
	Interest expense accrued but not paid	14,761.44	19,363.67
	Loss/(gain) on leases liability	(19.24)	(19.78)
	Interest on lease liability	162.85	146.08
	Interest income accrued but not received	(652.83)	(58.17)
	Impairment of financial instruments	34.21	5,924.44
	Fair Value adjustments on Debentures	17.64	37.75
	Fair Value adjustments on Investments	2.11	1.64
	<b>Operating Profit before Working Capital Changes</b>	<b>46,312.44</b>	<b>55,667.43</b>
	<b>ii) Adjustment For Working Capital:</b>		
	(Increase)/Decrease in Trade Receivables	7.68	12.53
	Increase/(Decrease) in Trade Payables	(115.79)	148.03
	(Increase)/Decrease in Other Financial Assets	647.69	27.36
	(Increase)/Decrease in Loans	(1,41,020.72)	(16,241.68)
	Increase/(Decrease) in Provisions	(7,708.49)	3,580.04
	(Increase)/Decrease in Other non-financial assets	101.60	59.91
	Increase/(Decrease) in Other financial liabilities	(14,268.85)	(19,934.27)
	Increase/(Decrease) in Other non-financial liabilities	15,624.62	798.41
		<b>(1,46,732.26)</b>	<b>(31,549.67)</b>
	<b>Cash Generated from Operations</b>	<b>(1,00,419.82)</b>	<b>24,117.76</b>
	Less: Income Tax Paid	5,986.04	6,465.23
	<b>Net Cash Flow from Operating Activities</b>	<b>(1,06,405.86)</b>	<b>17,652.53</b>
B)	<b>Cash Flow from Investing Activities</b>		
	Purchase of Property, Plant and Equipment	(121.30)	(66.02)
	Sale of Property, Plant and Equipment	0.63	1.25
	Investment in Government Securities	(29,908.44)	12.59
	(Increase)/Decrease in Other Bank balances	(2,124.40)	(12,316.47)
	<b>Net Cash Flow from Investing Activities</b>	<b>(32,153.51)</b>	<b>(12,368.65)</b>
C)	<b>Cash Flow from Financing Activities</b>		
	Short term borrowings (net)	44,897.96	(27,991.31)
	Long Term Borrowings taken	3,55,500.00	1,40,500.00
	Long Term Borrowings repaid	(2,58,064.96)	(75,012.79)
	Proceeds from deposits accepted (net)	3,929.35	(1,984.94)
	Debt Securities ( net)	(4,498.20)	(74,678.11)
	Payment of lease liability	(472.74)	(463.91)
	Dividend Paid	(2,663.08)	(2,663.08)
	<b>Net Cash Flow from Financing Activities</b>	<b>1,38,628.33</b>	<b>(42,294.14)</b>
	<b>Increase/ (Decrease) in Cash &amp; Cash Equivalents</b>	<b>68.95</b>	<b>(37,010.26)</b>
	Cash & Cash Equivalents at the Beginning of the Year	79.25	37,231.93
	<b>Cash &amp; Cash Equivalents at the end of the period</b>	<b>148.20</b>	<b>221.67</b>
	<b>Other Notes:</b>		
	Cash and Cash equivalents include:		
	Cash on hand	74.21	65.51
	Cheques on hand		-
	Balance with Banks		
	- Current Accounts	73.99	156.17
	- Fixed Deposits		-
	<b>Total</b>	<b>148.20</b>	<b>221.67</b>




Notes to the Financial Results

1	As required by Ind AS 109, the company has developed a model to calculate expected credit losses (ECL). Summary results from this model indicate that the company is carrying provisions in excess of its requirements. The Company is required to provide provisions as per prudential norms prescribed by NHB/RBI. The provisions held as per NHB norms are in excess of the provision required as per the ECL model.					
2	The Company's main business is to provide loans for the purchase and construction of residential houses. The Company is also involved in the corporate insurance agency business activity; however it is not a separate reportable segment as per the Ind AS 108 "Operating Segments", specified under Section 133 of the Companies Act, 2013. As such there is no reportable segment(s), as per the IND AS "Operating Segments" specified under section 133 of the Companies Act, 2013.					
3	The Company has maintained 100% Asset Cover on its secured redeemable non-convertible debentures as on September 30, 2021 (floating charge on hypothecation of book debts and receivables). That proceeds of the NCDs are used for the objects that were stated in the offer document(s).					
4	The Company in its Annual General Meeting held on September 8, 2021 has declared dividend towards financial year ended March 31, 2021 of ₹ 2/- per equity share of face value of ₹ 2/- which was recommended by the board of directors on April 30, 2021 and paid subsequently.					
5	Consequent to the outbreak of the COVID-19 pandemic, the Indian government announced a lockdown in March 2020. Subsequently, the national lockdown was lifted by the government, but regional lockdowns continue to be implemented in areas with significant number of COVID-19 cases. During the quarter ended September 30, 2021, India experienced the "second wave" of COVID -19 pandemic in April-May 2021 and has resulted in re-imposition of localised lockdowns in various parts of the Country. These were gradually lifted as the second wave subsided. The impact on the Company's operations and financial position, including the credit quality and requirement for provisioning, is uncertain and will depend on future steps taken by the Government/Reserve Bank of India till such time that the economic activities return to normalcy, which is highly unpredictable. The Company will continue to closely monitor any material changes to the future economic/regulatory conditions. However, operating substantially in asset mortgage business, which is relatively stable asset class, no major impact is anticipated at this juncture.					
6	(i) Details of resolution plan implemented under the Resolution Framework for COVID-19-related Stress as per RBI circular dated August 6, 2020 are given below (₹ in lakhs except number of accounts)					
	Type of borrower	(A) Number of accounts where resolution plan has been implemented under this window	(B) exposure to accounts mentioned at (A) before implementation of the plan	(C) Of (B), aggregate amount of debt that was converted into other securities	(D) Additional funding sanctioned, if any, including between invocation of the plan and implementation	(E) Increase in provisions on account of the implementation of the resolution plan
	Personal Loans	526	7,382.84	-	-	738.28
	Corporate persons	-	-	-	-	-
	Of which, MSMEs	-	-	-	-	-
	Others	1	275.24	-	-	27.52
	Total	527	7,658.08	-	-	765.81
	Format B					
	Type of borrower	Exposure to accounts classified as Standard consequent to implementation of resolution plan - Position as at the end of the previous half-year (A)	Of (A), aggregate debt that slipped into NPA during the half-year	Of (A) amount written off during the half-year	Of (A) amount paid by the borrowers during the half-year	Exposure to accounts classified as Standard consequent to implementation of resolution plan - Position as at the end of this half-year
	Personal Loans	7,382.84	-	-	97.77	7,285.07
	Corporate persons	-	-	-	-	-
	Of which, MSMEs	-	-	-	-	-
	Others	275.24	-	-	137.90	137.34
	Total	7,658.08	-	-	235.67	7,422.41
	(ii) Details of resolution plan implemented under the RBI Resolution Framework - 2.0: Resolution of COVID-19 related stress of Individuals and Small Businesses dated May 5, 2021 are given below: (₹ in lakhs except number of accounts)					
	Sl. No	Description	Individual Borrowers			Small businesses
			Personal Loans	Business Loans		
	(A)	Number of requests received for invoking resolution process under Part A	4504.00	-	-	-
	(B)	Number of accounts where resolution plan has been implemented under this window	3951.00	-	-	-
	(C)	Exposure to accounts mentioned at (B) before implementation of the plan	57,230.00	-	-	-
	(D)	Of (C), aggregate amount of debt that was converted into other securities	-	-	-	-
	(E)	Additional funding sanctioned, if any, including between invocation of the plan and implementation	-	-	-	-
	(F)	Increase in provisions on account of the implementation of the resolution plan	5,723.00	-	-	-




	(iii) There were 431 borrower accounts having an aggregate exposure of ₹ 6,231.23 lakhs to the Company, where resolution plans had been implemented under RBI's Resolution Framework 1.0 dated August 6, 2020 and now modified under RBI's Resolution Framework 2.0 dated May 5, 2021.
	(iv) The additional provision held in the books under RBI, COVID-19 Regulatory Package as at March 31, 2021 of ₹ 6,984.05 lakhs has been utilised for provision under resolution framework - 2.0 in terms of the RBI guidelines of ₹ 5,723.00 lakhs and balance of ₹ 1,261.05 lakhs has been withdrawn, also provision held under resolution framework - 1.0 of ₹ 28.82 lakhs has been withdrawn in respect of closed accounts and credited to "provision for expected credit loss and write offs".
7	The Statutory Auditors of the Company have carried out a limited review of the financial results for the quarter and half year ended September 30, 2021 in compliance of Reg.33 and 52 of SEBI (LODR) Regulations, 2015. The above financial results have been reviewed and recommended by the Audit Committee of the Board and subsequently approved by the Board of Directors at its meeting held on October 21, 2021.
8	Previous period / year figures have been re-grouped wherever necessary.

In terms of our report of even date attached,  
For B. K Ramadhyani & Co LLP  
Chartered Accountants  
FRN:- 0028785/S200021




For B Srinivasa Rao & Co.,  
Chartered Accountants  
FRN:- 0087635



Anand M R  
Partner  
Membership No

For and on behalf of the Board of Directors  
of Can Fin Homes Ltd.,

Handwritten signature of Girish Kousgi  
Girish Kousgi  
Managing Director & CEO





**Independent Auditor's Review Report on Review of Unaudited Quarterly Financial Results of the Company pursuant to the Regulation 33 of the SEBI (Listing Obligations and Disclosure Requirements) Regulations, 2015**

To,  
The Board of Directors  
Can Fin Homes Limited  
Bengaluru

1. We have reviewed the accompanying statement of unaudited financial results ("the Statement") of **Can Fin Homes Limited** ("the Company") for the Half Year ended September 30, 2021 being submitted by the Company pursuant to the requirement of Regulation 33 of SEBI (Listing Obligation and Disclosure Requirements) Regulations, 2015, as modified by Circular No. CIR/CFD/FAC/62/2016 dated July 5, 2016.
2. This Statement, which is the responsibility of the Company's management and approved by Board of Directors, has been prepared in accordance with the recognition and measurement principles laid down in the Indian Accounting Standard 34 "Interim Financial Reporting" ("Ind AS 34") prescribed under Section 133 of Companies Act, 2013 ("the Act") read with relevant rules issued thereunder and other accounting principles generally accepted in India. Our responsibility is to issue a report on the Statement based on our review.
3. We conducted our review of Statement in accordance with the Standard on Review Engagement (SRE) 2410, "Review of Interim Financial Information Performed by the Independent Auditor of the Entity" issued by the Institute of Chartered Accountants of India. A review of Interim Financial Information consists of making inquiries, primarily of persons responsible for financial and accounting matters and applying analytical and other review procedures. A review is substantially less in scope than an audit conducted in accordance With Standards of Auditing and consequently does not enable us to obtain assurance that we would become aware of all significant matters that might be identified in an audit and accordingly, we do not express an audit opinion.

In the conduct of our review, we have relied on the review reports in respect of non-performing assets received from internal audit team of the Company in respect of 186 branches. These review reports cover 100 percent of the advances portfolio of the Company on an ongoing basis which has been done by inspection department upto August 31, 2021.

4. Based on our review conducted as above, nothing has come to our attention that causes us to believe that the accompanying Statement of unaudited standalone financial results prepared in accordance with applicable accounting standards i.e. Indian Accounting Standards prescribed under Section 133 of the Act, read with relevant rules issued thereunder or by the Institute of Chartered Accountants of India and other recognized accounting practices and policies has not disclosed the information required to be disclosed in terms of Regulation 33 of the SEBI (Listing Obligations and Disclosure Requirements) Regulations, 2015 and SEBI Circular dated July 5, 2016 including the manner in which it is to be disclosed, or that it





contains any material misstatement or that it has not been prepared in accordance with the relevant prudential norms issued by the Reserve Bank of India in respect of income recognition, asset classification and provisioning and other related matters.

**5. Emphasis of matter:**

Attention is drawn to Note 5 to the Statement which describes the impact of the Covid – 19 Pandemic on the Company's operations and financial position, including the credit quality and requirement for provisioning, is uncertain and will depend on the future steps as they evolve and is highly unpredictable at this stage. We have not modified our opinion in this matter

**6. Other matters:**

The review of unaudited financial results for the quarter ended June 30, 2021, quarter & half year ended September 30, 2020 and annual financial results for the year ended March 31, 2021 were conducted by M/s Varma & Varma, Chartered Accountants, then statutory auditors of the Company, who expressed unmodified opinions on such financial results. We do not express any conclusion/ opinion as the case may be, on the figures so reported in the financial results. Figures reported for the quarter ended September 30, 2021 is the balancing figure between the figures in respect of year to date figures for the half year ended September 30, 2021 and that reviewed by previous auditor for the quarter ended June 30, 2021.

7. A copy of the unaudited quarterly financial results of the Company for the period under review, which formed the basis of our limited review, duly initiated by us for the purpose of identification is enclosed to this report.

For B K Ramadhyani & Co., LLP

Chartered Accountants

FRN: 002878S/ S. 100021


*C. R. Deepak*

(C R Deepak)

Partner

Membership No. 215398

UDIN: 21215398AAAADW6824



B Srinivasa Rao & Co  
Chartered Accountants

FRN: 008763S


*Anand M R*

(Anand M R)

Partner

Membership No. 227336

UDIN: 21227336AAAATF4841



Place: Bengaluru

Date: October 21, 2021

CAN FIN HOMES LTD (CIN: L85110KA1987PLC008699)		
UnAudited Standalone Financial Results for the half year ended September 30, 2021		
Additional Information in compliance with Chapter V (Obligations of Listed Entity which has listed its Non-Convertible Debt Securities) of SEBI (LODR) Regulations, 2015		
(a)	<b>Details of Credit Rating:</b> <b>(i) Credit Analysis and Research Ltd</b> Secured Taxable Non-Convertible debentures Rs. 8000 Crore "CARE AAA" (Negative) (Rs.2662 Cr issued and outstanding as on the date of rating letter)  Subordinated Debt Programme Rs.300 Crore "CARE AAA" (Negative) <b>(ii) ICRA Limited</b> Secured Non-Convertible debenture programme Rs.4620 Crore [ICRA] AA+ (Stable) Subordinated Debt Programme Rs.300 Crore [ICRA] AA+ (Stable)	
(b)	<b>Asset Cover available:</b> The listed Secured Redeemable Non-Convertible Debentures of the Company aggregating Rs. 1247 Crore as on September 30, 2021 are secured by first and exclusive floating charge on specified assets by way of Hypothecation of book debts and receivables. The total asset coverage works out to Rs.1293.42 against the outstanding Rs. 1247 Crore, thereof exceeds the required cover to be maintained for the said debentures.	
	<b>Particulars</b>	<b>As on September 30, 2021</b>
(c)	Debt Equity Ratio	7.32
(d)	Previous due dates for the payment of interest of Non-Convertible Debentures (01/04/2021 to 30/09/2021)	Details as per Annexure A
(e)	Next due date for the payment of interest of Non-Convertible Debentures (01/10/2021 to 31/03/2022)	Details as per Annexure B
(f)	Previous due dates for payment of Principal along with interest of Non-Convertible Debentures (01/04/2021 to 30/09/2021)	Details as per Annexure C
(g)	Next due dates for payment of Principal along with interest of Non-Convertible Debentures (01/10/2021 to 31/03/2022)	Details as per Annexure D
(h)	Debt Service Coverage ratio	0.13
(i)	Interest Service Coverage ratio	1.58
(j)	Net Worth (Rs. in Cr) (as on 31/03/2021)	2,609.81
(k)	Net Profit after Tax (Rs. in Cr)	123.64
(l)	Earnings per share (EPS) – Basic (Amount in Rs.)	9.29
(m)	Current Ratio	0.01
(n)	Long term Debt to Working Capital	-2.23
(o)	Bad Debts to Accounts receivable ratio	NA
(p)	Current Liability Ratio	0.27
(q)	Total Debts to Total Assets Ratio	0.87
(r)	Debtors Turnover Ratio	2.74
(s)	Inventory Turnover Ratio	NA
(t)	Operating Margin	34.33%
(u)	Net Profit Margin	25.31%

\*As per Companies Act, 2013 and Rule 18(7)(b) (ii) of Companies (Share Capital and Debenture) Rules, 2014, made there under, Housing Finance Companies registered with the National Housing Bank are exempted from creating a Debenture Redemption Reserve in respect of privately placed debentures, due to which DRR is not applicable to the Company.



**ANNEXURE A**

Details of previous due dates for payment of Interest of Non-Convertible Debentures from 01/04/2021 to 30/09/2021:				
Sl. No.	ISIN	Due dates of Interest during last half year	Interest Amount (Rs. in Crore)	Status of Payment
1	INE477A07241 (600 Cr)	18-05-2021	47.34	Paid

**ANNEXURE B**

Details of next due dates for payment of Interest of Non-Convertible Debentures from 01/10/2021 to 31/03/2022:				
Sl.no	ISIN	Due dates of Interest during next half year	Interest Amount (Rs. in Crore)	Status
1	INE477A07217 (122 Cr)	15-11-2021	9.48	Not yet due
2	INE477A08025 (100 Cr)	03-12-2021	8.94	Not yet due
3	INE477A07290 (275 Cr)	24-12-2021	17.19	Not yet due
4	INE477A07282 (250 Cr)	28-02-2022	19.63	Not yet due

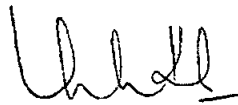

**ANNEXURE C**

Details of previous due dates for Redemption of Non-Convertible Debentures from 01/04/2021 to 30/09/2021:				
Sl.no	ISIN	Due dates of Redemption during last half year	Redemption Amount (Rs. In Crore)	Status
Nil				



**ANNEXURE D**

Details of next due dates for Redemption of Non-Convertible Debentures from 01/10/2021 to 31/03/2022:				
Sl.no	ISIN	Due dates of Redemption during next half year	Redemption Amount (Rs. in Crore)	Status
1	INE477A07217(122 Cr)	15-11-2021	122	Not yet due



Statement of Deviation / Variation in utilisation of funds raised - Equity						
Name of listed entity		Can Fin Homes Limited				
Mode of Fund Raising		Public Issues / Rights issues / Preferential Issues / QIP / Others				
Date of Raising Funds		Not applicable for Q2 FY22				
Amount Raised		Not applicable for Q2 FY22				
Report filed for Quarter ended		30/09/2021				
Monitoring Agency		Not applicable for Q2 FY22				
Monitoring Agency Name, if applicable		Not applicable for Q2 FY22				
Is there a Deviation / Variation in use of funds raised		Not applicable for Q2 FY22				
If yes, whether the same is pursuant to change in terms of a contract or objects, which was approved by the shareholders		--				
If Yes, Date of shareholder Approval		--				
Explanation for the Deviation / Variation		--				
Comments of the Audit Committee after review		--				
Comments of the auditors, if any		--				
Objects for which funds have been raised and where there has been a deviation, in the following table		--				
Original Object	Modified Object, if any	Original Allocation	Modified allocation, if any	Funds Utilised	Amount of Deviation/Variation for the quarter according to applicable object	Remarks if any
--	--	--	--	--	--	--
 Veena G Kamath DGM & CS		 Prashanth Joishy AGM & CFO				
Date: 21/10/2021						
Deviation or variation could mean:						
(a) Deviation in the objects or purposes for which the funds have been raised or						
(b) Deviation in the amount of funds actually utilized as against what was originally disclosed or						
(c) Change in terms of a contract referred to in the fund raising document i.e. prospectus, letter of offer, etc						



Statement of Deviation / Variation in utilisation of funds raised - Non Convertible Debentures						
Name of listed entity		Can Fin Homes Limited				
Mode of Fund Raising		Public Issue / Private Placement				
Type of Instrument		Non-Convertible Debentures/Non-Convertible Redeemable Preference Shares				
Date of Raising Funds		Not applicable for Q2 FY22				
Amount Raised		Not applicable for Q2 FY22				
Report filed for half year ended		30/09/2021				
Is there a Deviation / Variation in use of funds raised		Not applicable for Q2 FY22				
Whether any approval is required to vary the objects of the issue stated in the prospectus/ offer document?		--				
If yes, details of the approval so required?		--				
Date of approval		--				
Explanation for the Deviation / Variation		--				
Comments of the Audit Committee after review		--				
Comments of the auditors, if any		--				
Objects for which funds have been raised and where there has been a deviation, in the following table		--				
Original Object	Modified Object, if any	Original Allocation	Modified allocation, if any	Funds Utilised	Amount of Deviation/Variation for the quarter according to applicable object	Remarks if any
--	--	--	--	--	--	--
 Veena G Kamath DGM & CS Date: 21/10/2021		 Prashanth Joishy AGM & CFO				
Deviation or variation could mean:						
(a) Deviation in the objects or purposes for which the funds have been raised or						
(b) Deviation in the amount of funds actually utilized as against what was originally disclosed or						
(c) Change in terms of a contract referred to in the fund raising document i.e. prospectus, letter of offer, etc						

