

LIMITED

Heavy Electro-Mechanical Repairs

430, 3rd Floor, 'A' Wing, Orchard Mall, Royal Palms Estate, Aarey Milk Colony, Goregaon (East), MUMBAI - 400 065.

Tel : (022) 28729506, 28729507, 28729509

E-mail : sales@evanselectric.co.in / evanselectric.mumbai@gmail.com • Website : www.evanselectric.co.in

Date: 12th November, 2019

To,
Bombay Stock Exchange Limited,
P. J. Towers, 1st Floor,
Dalal Street, New Trading Ring,
Rotunda Building, Fort,
Mumbai – 400 001.

REF: COMPANY CODE NO. 542668

Sub. : Submission of Unaudited Financial Results for half year ended 30.09.2019


Dear Sir,

Please find enclosed herewith statement of unaudited financial results of the company for the half year ended 30.09.2019 as reviewed by Audit committee and taken on record by the Board of Directors in its meeting held on 12.11.2019 along with a copy of limited review report of auditors on the same.

Thanking you,

Yours faithfully,
For Evans Electric Limited

Nelson Lionel Fernandes
Managing Director
DIN: 00985281



Encl. as above

Independent Auditor's Review Report on the Half Yearly unaudited Financial Results of the Company Pursuant to the Regulation 33 of the SEBI (Listing Obligations and Disclosures Requirements) Regulations, 2015 as amended

**Review Report to
The Board of Directors
Evans Electric Limited**


We have reviewed the accompanying statement of unaudited financial results of Evans Electric Limited ("the Company") for the half year ended 30th September, 2019, ("the Statement") attached herewith, being submitted by the Company pursuant to the requirements of Regulation 33 of the SEBI (Listing Obligations and Disclosures Requirements) Regulations, 2015, as amended ("the Listing Regulations"). This statement is the responsibility of the Company's Management and approved by the Company's Board of Directors. Our responsibility is to issue a report on these financial statements based on our review.

We conducted our review of the Statement in accordance with the Standard on Review Engagements (SRE) 2410 "Review of Interim Financial Information Performed by the Independent Auditor of the Entity", issued by the Institute of Chartered Accountants of India. This standard requires that we plan and perform the review to obtain moderate assurance as to whether the financial statements are free of material misstatement. A review is limited primarily to inquiries of company personnel and analytical procedures applied to financial data and thus provides less assurance than an audit. We have not performed an audit and accordingly, we do not express an audit opinion.

Based on our review conducted as above, nothing has come to our attention that causes us to believe that the accompanying statement of unaudited financial results prepared in accordance with applicable accounting standards and other recognized accounting practices and policies has not disclosed the information required to be disclosed in terms of Regulation 33 of the SEBI (Listing Obligations and Disclosure Requirements) Regulations, 2015 including the manner in which it is to be disclosed, or that it contains any material misstatement.



For Anay Gogte & Co.
Chartered Accountants
FRN No. 100398W


(A.R. Gogte)
Proprietor

Membership No. 037046

Place: Mumbai
Date: 12.11.2019
UDIN: 19037046AAAAKZ4677

EVANS ELECTRIC LIMITED (CIN: U74999MH1951PLC008715)						
Regd. Office: 403, ORCHARD MALL, 3RD FLOOR, ROYAL PALMS ESTATE, AAREY MILK COLONY, GOREGAON E, MUMBAI MH						
UNAUDITED FINANCIAL RESULTS FOR THE HALF YEAR ENDED 30th SEPTEMBER, 2019						
(Rupees in Lakh Except EPS)						
Sl. No.	Particulars	Half Year Ended			Year Ended	
		30.09.2019	31.03.2019	30.09.2018	31.03.2019	31.03.2018
		Unaudited	Audited	Unaudited	Audited	Audited
1	Income from operation					
	a) Net Sales / Income from Operations	361.82	361.02	358.05	665.27	561.17
	b) Other Operating Income	17.13	32.65	23.98	39.57	25.74
	Total Income from operations (a+b) (net) :	378.95	393.67	382.03	704.84	586.91
2	Expenditure :					
	a) Decrease/(Increase) in Stock in Trade	-57.91	-20.51	23.00	2.49	-10.40
	b) Cost of Purchase	69.38	83.26	65.30	133.57	174.00
	c) Employee Benefits Expenses	110.08	82.45	89.92	187.64	177.15
	d) Depreciation and Amortisation Expenses	16.03	14.64	12.71	27.35	37.29
	e) Other Expenses	94.09	182.21	64.26	175.33	137.21
	f) Any Other Expense	0.00	0.00	0.00	0.00	0.00
	Total Expenditure :	231.68	342.05	255.19	526.38	515.25
3	Profit/(Loss) from Operations before Other income, Finance costs, and Exceptional items (1 - 2)	147.27	51.62	126.84	178.46	71.66
4	Other Income	0.00	0.00	0.00	0.00	0.00
5	Profit/(Loss) from ordinary activities before Finance costs and Exceptional items (3 + 4)	147.27	51.62	126.84	178.46	71.66
6	Finance costs	3.83	3.10	1.02	3.95	2.84
7	Profit/(Loss) from ordinary activities after Finance costs but before Exceptional items (5 - 6)	143.44	48.52	125.82	174.51	68.82
8	Exceptional items	0.00	0.00	0.00	2.10	2.51
9	Profit (+)/ Loss(-) from Ordinary Activities before tax (7-8)	143.44	48.52	125.82	172.41	66.31
10	Tax Expense	42.61	16.46	35.00	51.46	19.27
11	Profit (+)/ Loss(-) from Ordinary Activities after Tax (9-10)	100.83	32.06	90.82	120.95	47.04
12	Extraordinary Items (Net of Taxes)	0.00	0.00	0.00	0.00	0.00
13	Net Profit (+)/ Loss(-) for the period (11-12)	100.83	32.06	90.82	120.95	47.04
14	Paid-up Equity Share Capital (Face Value of Rs.10 per share)	137.20	100.00	100.00	100.00	100.00
	Face value per share (Rs.)	10.00	10.00	10.00	10.00	100.00
15	Reserves excluding Revaluation Reserves as per balance sheet of previous accounting year	969.86			719.06	648.10
16	Earnings per Share (EPS)					
	- Basic EPS (Rs.)	7.35	3.21	9.08	12.10	94.08
	- Diluted EPS (Rs.)	7.35	3.21	9.08	12.10	94.08

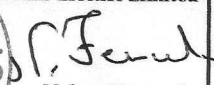
Notes :


- (1) The above results have been reviewed by Audit Committee and considered and taken on record by the Board of Directors in their meeting held on 12th November, 2019
- (2) The above results have been subjected to "Limited Review" by the Statutory Auditors of the Company.
- (3) Segment Reporting as defined in Accounting Standard 17 prescribed under section 133 of the Companies Act, 2013 read with the Rule 7 of the Companies (Accounts) Rules, 2014 is not applicable as the company operates in only one segment.
- (4) Previous periods/ Year's figures have been regrouped and reclassified, wherever necessary, to make them comparable with the figures for the current periods.
- (5) Income Tax Provisions and Provision for deferred tax are made as per Income Tax act, 1961.



(6) Statement of Assets and Liabilities			
Sl. No.	Particulars	As at	As at
		30.09.2019	31.03.2019
		Unaudited	Audited
A	EQUITY AND LIABILITIES		
1	Shareholder's Funds		
	a) Share Capital	137.20	100.00
	b) Reserves and Surplus	969.86	719.06
	Sub - total - Shareholder's fund	1,107.06	819.06
2	Current Liabilities		
	(a) Short Term Borrowings	22.87	-
	(b) Trade payables	48.43	49.03
	(c) Other current liabilities	30.72	14.35
	(d) Short-term provisions	61.28	56.07
	Sub-total - Current liabilities	163.30	119.45
	TOTAL - EQUITY AND LIABILITIES	1,270.36	938.51
B	ASSETS		
1	Non - current assets		
	(a) Fixed assets	193.53	206.63
	(b) Long Term Loans and advances	9.02	8.62
	(c) Deferred tax assets	2.97	5.59
	(d) Non-current investments	120.80	97.97
	Sub total - Non - current assets	326.33	318.81
2	Current assets		
	(a) Current investments	-	-
	(b) Inventories	112.23	56.02
	(c) Trade receivables	300.72	103.28
	(d) Cash and Bank balances	401.98	373.78
	(e) Short term loans and advances	129.10	86.61
	(f) Other current assets	-	-
	Sub total - Current assets	944.03	619.70
	TOTAL - ASSETS	1,270.36	938.51

Place : Mumbai
Date : 12th November, 2019

For Evans Electric Limited

 Nelson Fernandes
 Managing Director



Evans Electric Limited


(Amount in Rupees in Lakhs)

Cash Flow Statement	Period ended September 2019	Year ended March 31st 2019
CASH FLOWS FROM OPERATING ACTIVITIES		
Profit before tax and extraordinary items	143.44	174.51
<u>Adjustments to reconcile profit before tax to cash generated by operating activities</u>		
Depreciation and Amortisation expenses	16.03	27.35
Interest on Secured Loan	0.74	1.71
Interest Income	-12.73	-32.67
Gains from Sale of securities	-2.95	-2.97
	1.09	-6.58
<u>Changes in working capital</u>		
Inventories	-56.20	-5.76
Trade Receivables	-197.44	-15.33
Trade Payables	-0.60	-55.02
Other Liabilities and Provisions	21.57	10.30
Other Loans and Advances	-51.44	-25.25
	-284.11	-91.06
Income Tax paid	32.44	33.68
Net Cash Generated from Operating Activities	-172.02	42.19
CASH FLOWS FROM INVESTING ACTIVITIES		
Investment in fixed assets	-2.94	-6.12
Interest Income	12.73	32.67
Proceeds from sale of non current investment	143.06	133.03
Purchase of non current investment	-162.95	-229.86
Net Cash Generated from Investing Activities	-10.10	-70.28
CASH FLOWS FROM FINANCING ACTIVITIES		
Interest on Secured Loan	-0.74	-1.71
Dividends paid(including corporate dividend tax)	-6.25	
Increase in Borrowings	22.86	
Increase in Share capital	193.44	
	210.31	-1.71
NET INCREASE/(DECREASE) IN CASH AND CASH EQUIVALENT	28.19	-28.80
CASH AND CASH EQUIVALENT AT THE BEGINNING OF THE PERIOD	373.79	402.59
CASH AND CASH EQUIVALENT AT THE END OF THE PERIOD	401.98	373.79

For Evans Electric Limited

Place: Mumbai

Date: 12th November, 2019


Nelson Fernandes
 Managing Director