

Date: 29<sup>th</sup> August , 2020

BSE Ltd. 1 <sup>st</sup> Floor, New Trading Ring, Rotunda Building, P.J. Tower, Dalal Street, Fort,MUMBAI-400 001 e-mail- corp.relations@bseindia.com Thru : BSE Listing Centre	National Stock Exchange of India Ltd., Exchange Plaza, 5 <sup>th</sup> Floor, Plot No. C/1, G Block, Bandra-Kurla Complex, Bandra (E), MUMBAI-400 051 e-mail cmlist@nse.co.in Thru : NEAPS
<b>STOCK CODE: 533655</b>	<b>STOCK CODE: TRITURBINE</b>
<b>Sub: Regulation 34 of the SEBI (Listing Obligations and Disclosure Requirements) Regulations, 2015. – Submission of Annual Report of the Company for the FY 2019-20 alongwith Notice convening the 25<sup>th</sup> Annual General Meeting of the Company .</b>	

Dear Sir/ Madam,

Pursuant to Regulation 30 and 34 and other applicable regulations of SEBI (Listing Obligations and Disclosure Requirements) Regulations, 2015 ( Listing Regulations) we notify as under.


- The 25<sup>th</sup> Annual General Meeting (AGM) of the company is to be held on Wednesday , September 23, 2020 at 11.00 A.M (IST) through video conferencing (VC) /other visual audio means (OVAM);
- The Company has appointed M/s Karvy Fintech Pvt. Ltd (KFintech ) for providing e-voting facility through their e- voting platform. The remote e-voting period commences on September 20, 2020 at 10.00 A.M and ends on September 22, 2020 at 05.00 P.M
- The cut off date for determining the eligibility of vote by remote e-voting is September 16,2020

Further in terms of Regulation 34 of Listing Regulations, we are enclosing herewith Notice convening the 25<sup>th</sup> AGM of the Company, alongwith the Annual Report for the FY 2019-20 which were dispatched to the Members of the Company on 29.8.2020

In Compliance with the provisions of the Ministry of Corporate Affairs ( 'MCA') General Circular No 20/2020 dated 5<sup>th</sup> May ,2020 read together with MCA General Circular Nos 14& 17/2020 dated 8<sup>th</sup> April 2020 and 13<sup>th</sup> April 2020 respectively and SEBI Circular no SEBI/HO/CFD/CMDI/CIR/P/2020/79 dated 12<sup>th</sup> May , 2020 , the Notice of AGM alongwith Annual Report is being sent only by e-mail to the Members .

You are requested to kindly take the same on record.

Thanking you,  
Yours faithfully,  
For Triveni Turbine Ltd.

  
**Rajiv Sawhney**  
Company Secretary  
Encl: As above



Annual Report  
2019-20

**Innovative**  
Technology

**Seamless**  
Execution

**Trusted**  
Service



# Inside this Report

## 01

### CORPORATE OVERVIEW

- 02 Responding to the New Normal
- 04 Modelled to Deliver
- 06 Market Drivers
- 07 Business Model



## 08

- 08 Powered by expertise in... Innovative Technology
- 10 Steered by efficiencies enabling... Seamless Execution
- 14 Delivering to customer needs through... Service Excellence



## 16

- 16 Key Performance Highlights



## 18

- 18 Chairman's Message
- 20 Q&A with Vice Chairman & MD



## 22

### STATUTORY REPORTS

- 22 Management Discussion and Analysis
- 36 Corporate Social Responsibility
- 39 Financial Review
- 41 Risk Management and Internal Financial Control System

## 43

- 43 Directors' Report
- 50 Corporate Governance Report
- 78 Business Responsibility Report



## 95

### FINANCIAL STATEMENTS

- 96 Standalone Financials
- 166 Consolidated Financials

#### Forward-looking statement

This report contains forward-looking statements, which may be identified by their use of words like 'plans', 'expects', 'will', 'anticipates', 'believes', 'intends', 'projects', 'estimates' or other words of similar meaning. All statements that address expectations or projections about the future, including but not limited to statements about the Company's strategy for growth, product development, market position, expenditures and financial results, are forward-looking statements. Forward-looking statements are based on certain assumptions and expectations of future events. The Company cannot guarantee that these assumptions and expectations are accurate or will be realised. The Company's actual results, performance or achievements could thus differ materially from those projected in any such forward-looking statements.



To view this report online,  
please visit:  
[www.triveniturbines.com](http://www.triveniturbines.com)

# At Triveni Turbines, we believe that success is achieved as much by our deep-rooted internal strengths as by our ability to leverage opportunities.

This belief has powered our sustained growth charter over the years. At the same time, it has empowered us with the capability to ensure business sustenance for our customers and partners, even amid challenging market conditions.

## It is a capability led by:

Our exceptional **INNOVATION** edge that enables us to create unique products to meet the ever evolving needs of diverse sectors and segments at competitive prices.

Our seamless **EXECUTION** model that helps deliver these products to the market in record time, in a cost-effective manner.

Our strong **SERVICE** centric approach that continues steadfastly to amplify our aftermarket business proposition.

As businesses worldwide hit an unprecedented tribulation in the face of the COVID-19 challenge towards the end of FY 20, we, at Triveni Turbines, decided judiciously to look inwards at these capabilities to prepare ourselves for the times ahead using new technology tools and IT solutions. This gave us the confidence that we shall not only persevere through these difficult times but shall sustain the trust we have built over the years. And the assurance that we shall continue to deliver high-end solutions and service to our customers, as well as exceptional value to all our stakeholders even in the future.

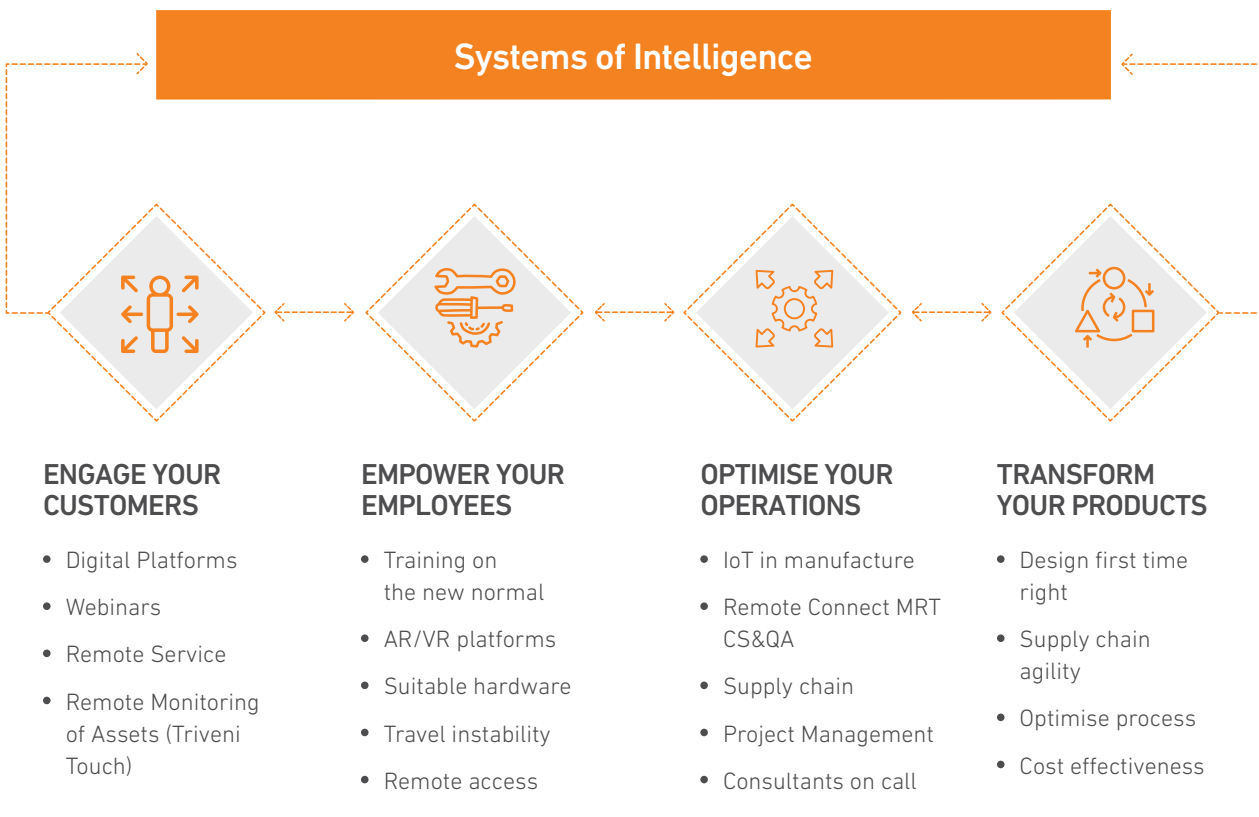
# Responding to the New Normal

As the new, more vulnerable post-COVID world gets ready to witness drastic changes in business strategies, we, at Triveni Turbines, have also embarked aggressively on a transformational journey to embrace the new ecosphere.

Leveraging our deep-rooted understanding of the industry, we have identified several innovative ways to strengthen our intrinsic capabilities and systems. It is a transformation that will enable us to engage even more deeply with our stakeholders, despite the acute constraints on travel and personal connect.

At the core of this odyssey of change lies an overarching digital transformation, rooted in systems of intelligence, and encompassing all the key facets of our business.

## DIGITAL TRANSFORMATION



## MAKING STRUCTURED STRATEGIC SHIFTS

Cognisant of the importance of realigning our internal business systems with the changing macro environment, we have restructured our strategy towards a more safe, secure and smooth business experience.



### From Basic to Enhanced Security

#### In the new 'Work from Home' normal:

- We have pushed the frontiers of our digital capabilities to integrate a higher level of security in critical operations, such as design, engineering, product and aftermarket offerings.
- We have scaled our interface to more enhanced data security protocols through launch of the highly encrypted Fortinet VPN (Client & Web VPN), in addition to Nexus Web VPN.



### From Excellence to Empowerment

#### Multi-tasking and multi-skilling becoming the new imperative:

- We have initiated special training programmes to quickly empower our engineering and other teams with multiple skills to address the new challenges.
- In-house cross-product knowledge and cross-functional training is being provided across departments.



### Customer Connect

#### Augmenting our remote customer connect at every level:

- We have taken a slew of initiatives to upgrade our digital marketing platform to facilitate faster & cost-effective social media and Internet connect for customers.
- These include Webinars and social media to showcase the company, E&C and Service to resolve the issues at site. A number of advanced processes have been introduced to support the best business practices for troubleshooting assistance, technical discussions & finalisations of orders, interactive discussions, presentations etc.

Each of these measures is designed to facilitate greater customer comfort, taking our innovation, execution & delivery edge towards increased customer confidence.

The thrust, going forward, will remain on more digitalisation, more automation and more integration, as we move towards a more virtually connected business environment.

# Modelled to Deliver

## CORPORATE SNAPSHOT

# World's second largest

manufacturer of steam turbines  
(5 to 30 MW)

# ~4,000

steam turbines installed globally

# 13GW+

power generation capacity

# 70+

countries of presence

# Market leader

in Indian market for a decade

We provide robust industrial and renewable power solutions to a global clientele, across a wide expanse of diverse sectors. Our business proposition is centred on unmatched quality focus that translates into a dependable product and service portfolio.

Custom-made. Customer-centric.

## PRODUCT SHOWCASE

Our product portfolio comprises a large range of back-pressure and condensing steam turbines that are easily customised to suit sector-specific and customer-specific needs. Equipped with a choice of Impulse and Reaction technology, these turbines can work across a wide range of pressure and flow applications.

### Up to 30 MW

#### Condensing Steam Turbines

- Straight Condensing Type
- Extraction Condensing Type
- Bleed Condensing Type
- Injection Condensing Type
- Double Extraction Condensing

#### Back Pressure Steam Turbines

- Straight Back Pressure Type
- Extraction Back Pressure Type
- Bleed Back Pressure Type

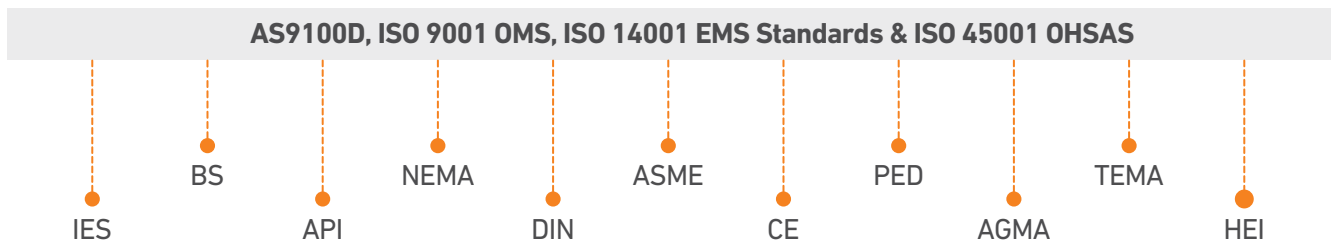
We also provide Condensing and Back Pressure steam turbines in the above 30 MW to 100 MW range through GE Triveni Ltd - our majority stake Joint Venture with GE.



Our **SPARES, SERVICES and REFURBISHMENT** offerings complete our solutions proposition, and give us a competitive edge in the ever-evolving market landscape, where we are currently catering to more than 20 sectors/industries.

### CERTIFIED FOR EXCELLENCE

With industry-best practices leading the way, our products meet the most stringent international quality standards, as endorsed by the various certifications awarded to us.



### OUR 3E VALUE PROPOSITION

Our **Innovation-Execution-Service** proposition is continuously powering our strengths, thus augmenting our Expertise, Efficiencies and Experience, year-on-year.





# Market Drivers

Tracking customer and market trends is a key to driving our customer-centric business strategy. Our internal teams regularly track these trends to assess and analyse their impact on the industry/business, and enable us to respond effectively and efficiently to the same.

Recent years have seen three key customer trends guiding the turbines industry and impacting our business, in the backdrop of the evolving market scenario.

## Environmental Awareness



### Scenario

With climate change emerging as a major global concern, there is an increasing awareness and demand for environment-friendly products among a growing expanse of customers. Today, customers are looking for ecologically sustainable solutions across industries and segments.

### Impact

The rising environmental awareness transformation is propelling a powerful change in the norms and specifications for turbines, which are becoming more and more stringent. Adherence to these strict norms require companies worldwide to shift towards renewable energy and lower carbon footprint solutions.

### Response

Aligning ourselves to this new and growing trend, we have geared our business towards more eco-friendly and green manufacturing systems/processes, designed to reduce wastage at every stage while boosting productivity and efficiencies. Our R&D is also focussed on innovating environment-friendly products, that meet international standards and help customers in reducing their carbon footprint.

## Energy Demand



### Scenario

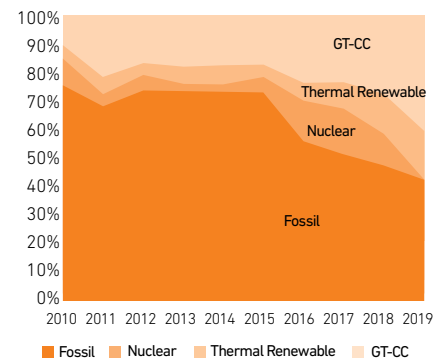
Around the world, the demand for energy is increasing year-on-year, leading to shortages, which nations and industries are trying to overcome through use of renewable energy sources. The Government of India has also been consistently promoting the Biomass Power and Bagasse co-generation programme and more recently waste heat recovery/municipal solid waste based power generating solutions.

industry, with its large manufacturing base, is also moving aggressively towards energy conservation, and use of renewable sources. In the global steam turbines market, fossil fuel based power generation declined from 69% in 2009 to 43% in 2019 whereas thermal renewable based power generation increased from 3% in 2009 to 17% in 2019, as per an International report.

### Response

We are one of the largest manufacturer of small steam turbines (5 MW - 30 MW) in the renewable sector globally specially in the Biomass IPP, Sugar co-generation, Process co-generation, Waste-to-energy sectors. Our turbines meet stringent international quality standards.

### Global Steam turbines market - (Fuel based in MW)



Source: An International Power Report

### Impact

Globally, the Governments are shifting from conventional to renewable sources of energy to attain renewable energy goals. The turbine

## Customisation



### Scenario

Across industries and businesses, customisation is fast becoming the norm rather than the exception. Mass production of universal products is giving way to specialised products and solutions crafted to the specific and unique needs of industries and applications.

### Impact

The specialised needs of customers in various segments today necessitate custom-specific products, applications and solutions in the turbine industry. The demand for bespoke products is steering a new level of customisation in this industry, especially among the new sectors of growth.

### Response

Our Business Development team is well trained and equipped to understand the distinctive customer needs and the transforming market requirements. They

assess and share these insights with our product design team, resulting in the development of differentiated, need-based products and solutions for our diverse customers across industries. Our strong focus on technology development through dedicated Design and Development team with the objectives of improving the efficiency of the products, making the product more cost competitive and also to meet the varying demands from both the domestic and international markets. In the 5-30MW range, we hold second position globally for the 2015-19 period with a 20% market share in 2019.

# Business Model

At the heart of our market and customer-driven business model is our unwavering focus on ensuring customer satisfaction through a streamlined and robust supply chain. Setting us apart from our competitors in the continuously transforming business environment is our unmatched ability to control and ensure quality across the value chain – from deepening our customer insights to delivering excellence in service.



## DELIVERING STAKEHOLDER VALUE

Our well-structured and efficient supply chain enables us to deliver sustained value to each of our stakeholders. Our business model is crafted to facilitate collective and long-term growth not just for our Investors and Partners but also our Customers, Suppliers and Employees, all of whom are integral to our strategic approach.

It is our constant endeavour to enhance our stakeholder engagement through regular constructive dialogue, which helps to gain valuable insights into their needs, thus guiding our future direction. These insights are also instrumental in leading our efforts towards the realisation of our long-term goals and targets, in the shared interest of all stakeholders.

## Powered by expertise in... Innovative Technology

We have created a powerful innovation edge that steers our growth trajectory to newer heights year after year. State-of-the-art design and testing facilities have empowered us with the capabilities to continuously enhance our product efficiencies. We are continually scaling up our design tools and software to deliver pioneering solutions to customers through cutting-edge designs. With our expert and dedicated team of design and development engineers leading the way, we are consistently coming out with more efficient and cost-effective products.

**Close collaborations with various international design houses and universities, both in India and overseas, is further augmenting our innovation thrust, resulting in more order and inquiry conversions and bookings, across geographies.**

### INNOVATION HIGHLIGHTS FOR FY 20

#### Most Modern Test Bed Becomes Operational

Our new test bed, which became operational during the year, is the most modern test bed for a turbine facility globally. It is designed to bring down time and cost in our development cycle.

#### Order booking in New Segment

A prestigious new order for a Geothermal turbine refurbishment marks our foray into the Geothermal sector. At the same time, it underlines our design and development capabilities. This vital breakthrough promises good prospect for us in the markets of Australasia and Africa.

#### Supercritical CO<sub>2</sub> Cycle Turbines

Led by close cooperation with technology institutes in India, we are making good progress in the development of supercritical CO<sub>2</sub> cycle turbines, which will scale up our frontline technology prowess manifold in the coming years.

#### Advanced Drive Turbines for Oil & Gas

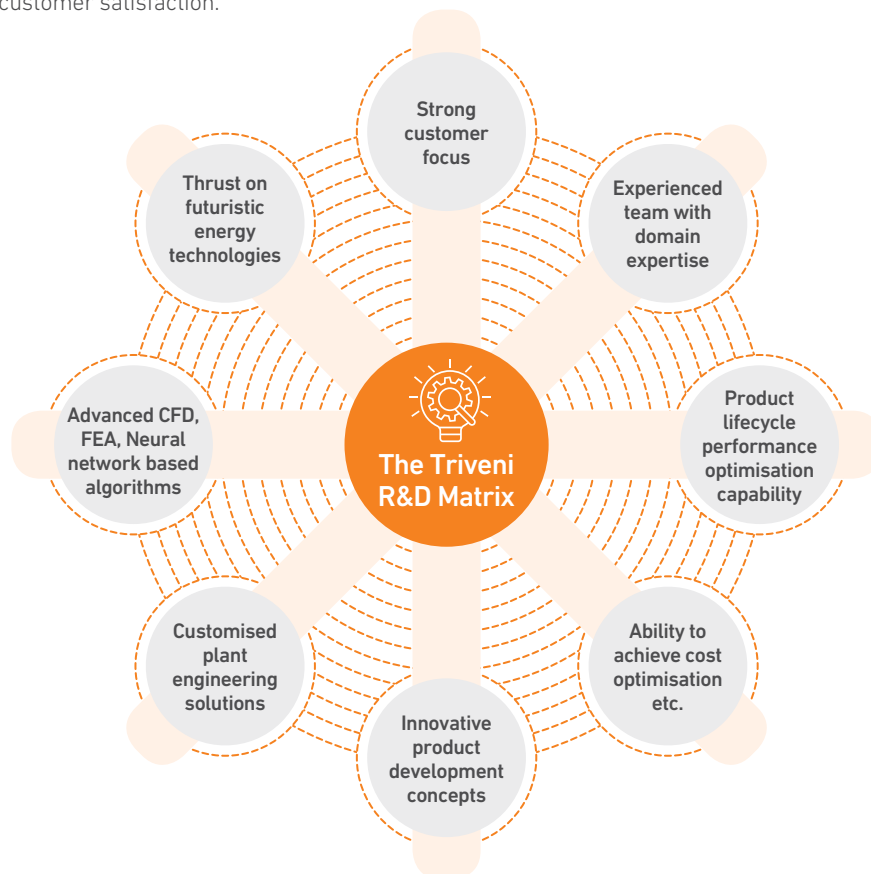
We have developed new turbines for the Oil & Gas segment, where we see significant potential ahead for our competitive but advanced drive turbines, in which we achieved more breakthroughs during FY 20. This is a significant tool for us to expand into the lucrative new category and segment, and we have already made headway in the Middle East and South Asian markets, where we are registered as a pre-qualified vendor for several leading O&G companies. We see huge potential in this segment in the coming years, given the frequent replacement of turbines required in the Oil & Gas segment.



From design technology to automation, and speed of doing business, we continue to scale new levels of excellence in innovation with our strong focus on R&D.

## OUR R&D STRENGTHS

In our quest to develop technologically advanced products with optimum life cycle ownership cost, we are focussed on perpetually strengthening our R&D capabilities, with extensive in-house tests and field validation programmes to ensure the highest standards of quality and complete customer satisfaction.



# Steered by efficiencies enabling... Seamless Execution

At the core of our excellence mantra are our execution capabilities that enable us to take our innovation capabilities to customers worldwide, expeditiously and effectively. Founded on a core of powerful efficiencies, these capabilities extend from our state-of-the-art manufacturing processes and systems, to our growing Sales & Marketing network. Our global delivery network enables us to deliver effectively to the customised needs of clients across industries and applications, around the globe.

## MULTI-SECTORAL CAPABILITIES

Our expanding sectoral presence, underlined by new forays, endorses our execution capabilities across a widening base of industries and applications. Our pre-qualification from global consultants and companies in Oil & Gas, and our readiness to move into the vital Defence segment, further ratifies our ability to execute efficiently, to deliver to the diverse needs of customers across complex sectors.

## SECTORS OF PRESENCE

 Sugar	 Cement	 Chemical	 Palm Oil	 Paper	 Steel	 Biomass Power	 Textile
 IPP – Barge Mount	 Distillery	 Waste-to- Energy	 Carbon Black	 Oil & Gas	 Food	 District Heating	 Defence (Ready to foray)


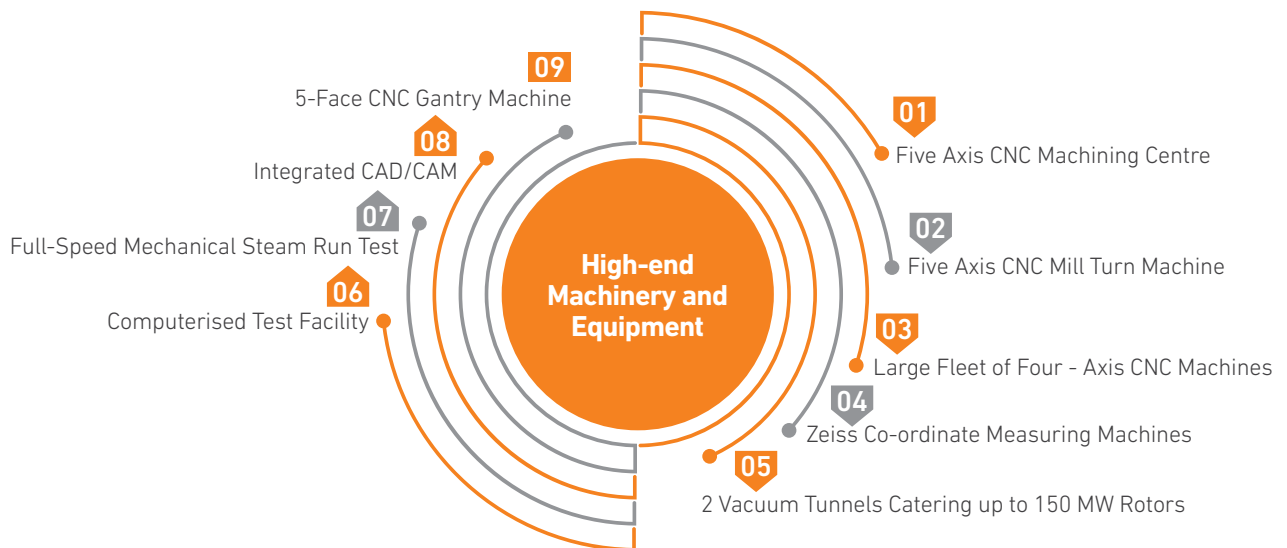


## MANUFACTURING EXCELLENCE

Driving our efficiencies are our two state-of-the-art production facilities, equipped to provide manufacturing of critical components, assembly, testing and refurbishing services, benchmarked to industry best practices and international standards. These world-class manufacturing plants are built to handle complex processes and large-scale production with total efficiency at optimal costs, with minimal wastage.

Besides world-leading tools and machinery, the facilities are equipped with IoT-enabled Industry 4.0 manufacturing systems that enable us to do it right the first time, every time, at every stage of the production process.

Our manufacturing capabilities are powered by various high-end machinery and equipment, which include:



Our plants are currently certified for

ISO  
9001-2015

ISO  
14001-2015

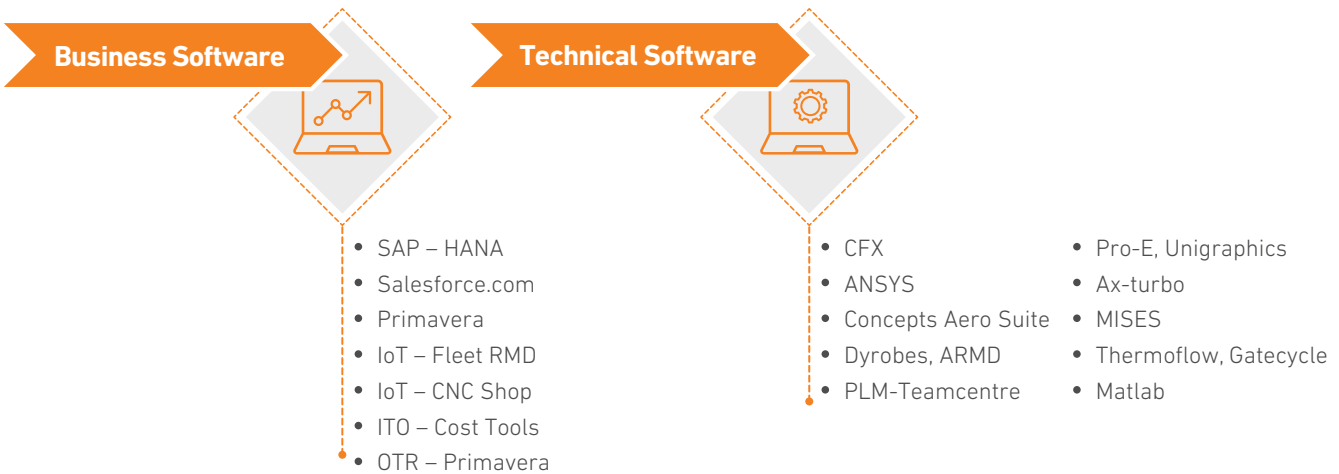
AS  
9100D-2016

ISO  
45001-2018

## DIGITAL INFRASTRUCTURE

With digital becoming the new norm for operational excellence, we have strategically chosen to strengthen our digital capabilities, and empower our customers to meet the new and emerging business challenges. Our IT-enabled operations and reporting structures are helping in tracking and capturing Overall Equipment Effectiveness (OEE) and in boosting operator efficiency.

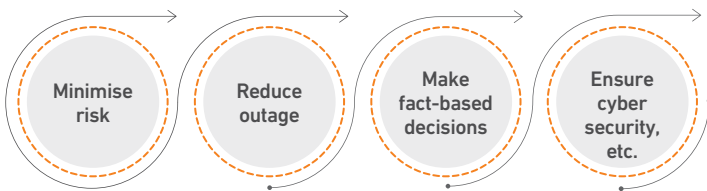
Our digital infrastructure encompasses the two key domains of:



## REMOTE MONITORING AND DIAGNOSTICS

Given our expanding reach and the global presence of our customers, remote monitoring and diagnostics has become a critical engine of our execution proposition. 'Triveni Touch' equips us to handle the rising demands of our customers across regions and industries, with minimal delay and maximum efficiency.

By monitoring and diagnosing their problems remotely, we are able to help customers:

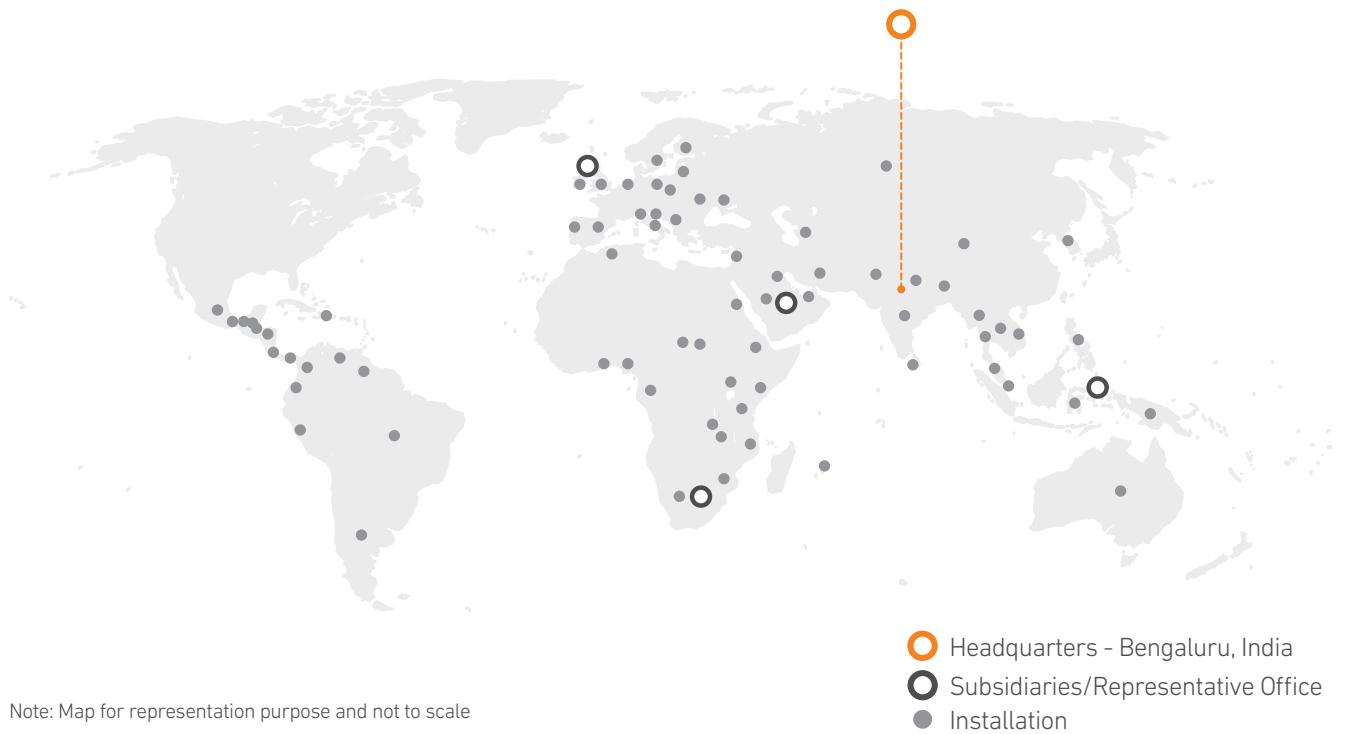


## EXPERIENCED MANAGEMENT & QUALIFIED PROFESSIONALS

The realisation of an organisation's vision, and the accomplishment of its mission, require a strong leadership, supported by capable teams to execute its strategic and action plans. Our experienced Management team, backed by qualified professionals with expertise in diverse domains, is leading the successful translation of our mission into realistic and achievable goals.

## GLOBAL DELIVERY NETWORK

The strength and quality of our execution framework is endorsed by our growing presence across regions.



**KPIs are monitored and tracked remotely across matrices and indices relating to consumption, performance, exports, costs etc., and on-site support is provided across key control mechanisms.**





# Delivering to customer needs through... Service Excellence

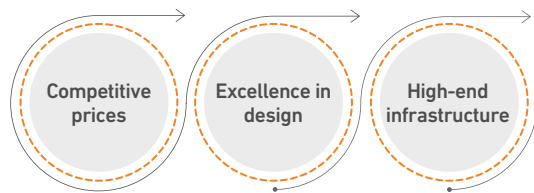
Crafted to the unique needs of our growing clientele, our innovation and execution capabilities help us enhance the experience of our customers, as we remain steadfastly focussed on the frontline of their expectations.

## 360-DEGREE CUSTOMISED SERVICE PORTFOLIO

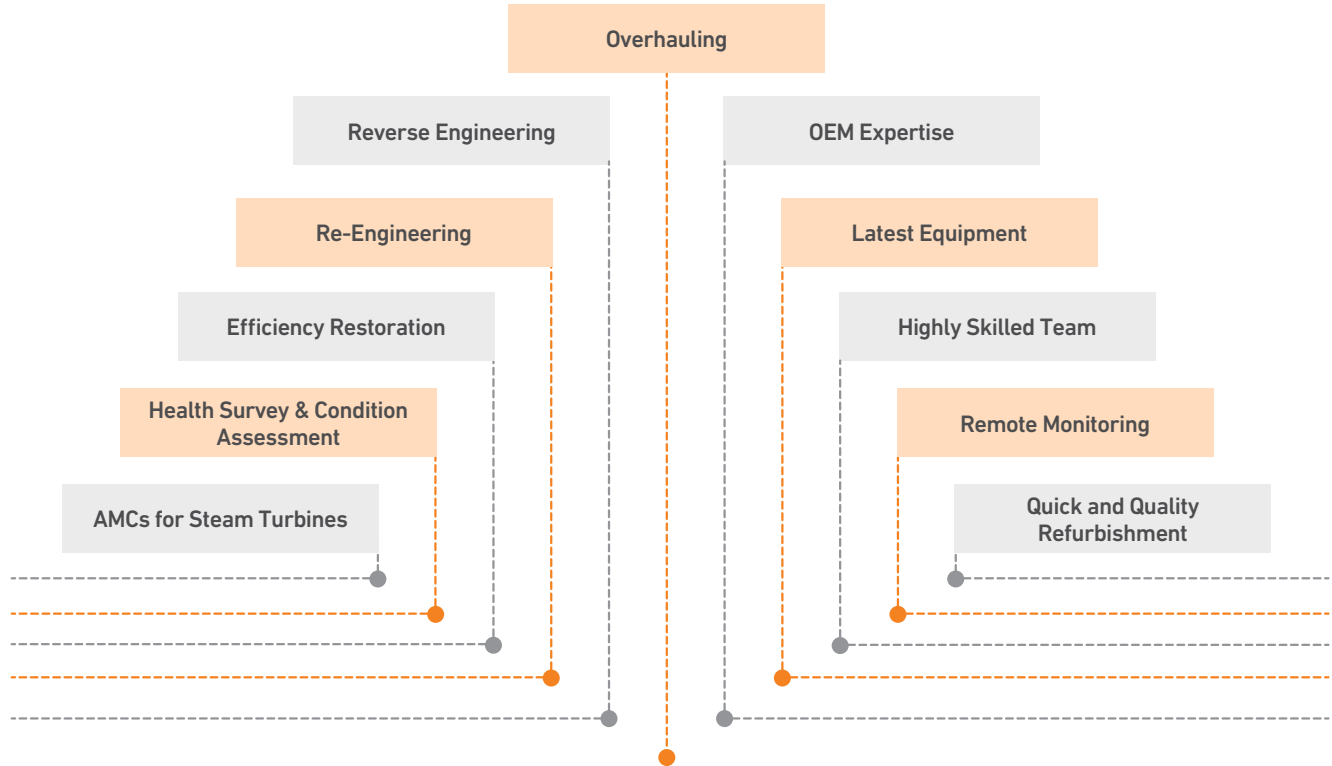
Our service proposition spans the lifecycle of every turbines, and the success of this strategic approach is validated by the high repeat customer orders we get, year-on-year. We are constantly working towards augmenting our 360-degree customised service portfolio, with the aim of ensuring total customer satisfaction.

## WHAT WE OFFER TO CUSTOMERS

The Triveni service quality edge is rooted in the multitude of advantages we offer to customers. These include:



The customer gets our expertise at a better cost, with ease, which naturally yields higher customer satisfaction levels, new customer additions and repeat business for the Company.



## THE TRIVENI SERVICE PROPOSITION

## REFURBISHMENT FOR TURBINES OF OTHER MAKES

Amid the increasingly competitive business landscape, we have developed a strong service edge that extends to turbines of other makes. By providing refurbishment service for such turbines, despite the large transportation and logistics costs involved, we contribute to the enhancement of their turbine efficiencies. Our service offering extends from simple overhauling to higher value addition services, such as re-blading and upgradation of the power output from a turbine.

The resultant long-term advantage of this is manifest in the regular addition of customers/groups to our customer portfolio, and the strong relationships we continue to build with more and more of them.

**The large number of exclusive contracts we have sealed for aftermarket service of third-party turbines, in both the domestic and international arena, underscores our strong service proposition.**



**Our Rotating Equipment Experts are setting the GOLD STANDARD in refurbishment of turbines of all makes and age.**



# Key Performance Highlights

Net Sales (₹ in Million)


5-YEAR CAGR **4.68%**

FY 15	6,508
FY 16	7,129
FY 17	7,446
FY 18	7,511
FY 19	8,400
FY 20	<b>8,179</b>

EBITDA (₹ in Million)


5-YEAR CAGR **1.77%**

FY 15	1,566
FY 16	1,790
FY 17	1,954
FY 18	1,660
FY 19	1,675
FY 20	<b>1,710</b>




## PAT (₹ in Million)

5-YEAR CAGR 6.24%

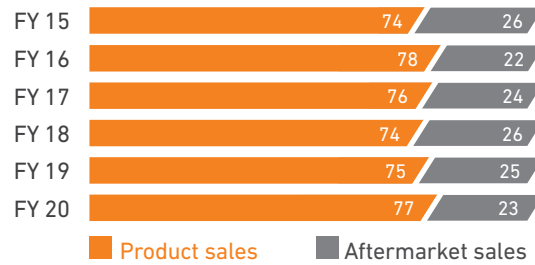
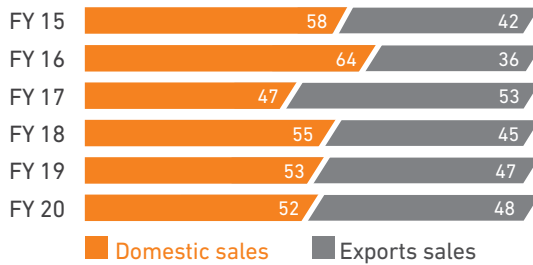


## Earnings Per Share (₹ /Share)

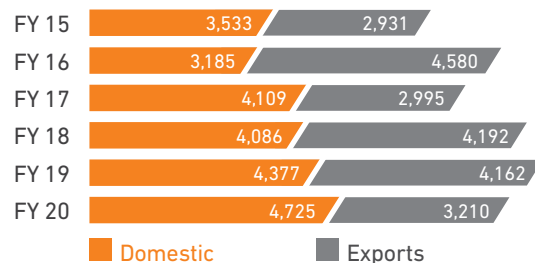
5-YEAR CAGR 6.70%




## Share in Net Sales (in %)




## Order Booking (₹ in Million)



## ROCE (in %)



## ROE (in %)



Note: Consolidated Figure: FY 16 - FY 20

# Chairman's Message



**Dhruv M. Sawhney**  
Chairman & Managing Director

Dear Shareholders,

**Business success is as much a metric of sustained positive performance as it is of an organisation's ability to overcome challenges by strategising and realigning proactively to the new demands of a fast-changing environment. Such realignment requires a powerful thrust on technological innovation and a strong execution edge, backed by a service proposition that is rooted in excellence and driven by trust.**

In our quest for delivering such a service-centric strategy, propelled by our pioneering approach and execution capabilities, we, at Triveni, have transformed our vision of collective stakeholder value into an overarching ambition to transform lives. And powering this ambition is our razor sharp focus on deepening our customer insights, and our ability to continuously enhance our responsiveness to their evolving needs in a challenging macro environment.

It was this strategic approach that facilitated our consistent performance during FY 20, notwithstanding the challenging domestic market environment, marked by tight competition and pricing pressure, as well as a tough international demand scenario with geopolitical stresses. The global COVID-19 outbreak at the end of the fiscal further caused businesses to enter FY 21 under a shadow of a gloomy present and an uncertain future.

It is our sincere belief that the uncertainty triggered by this unprecedented crisis would prove to be a short-term blip on the business horizon, and the leap to exemplary growth will take place sooner rather than later, especially for enterprises like ours, which have consistently built strong foundations through focussed futuristic initiatives over the years. The quality quotient inbuilt in our comprehensive environment-friendly product portfolio, our excellent aftermarket presence, and our ability to service customers effectively 24\*7 across industries and regions, will continue to lead our journey as we strive for revival in the near term, and surge, in the long term, towards targeted growth in line with our vision for the future.

At the heart of this optimism is the high level of efficiencies we have programmatically achieved in recent years, through our prudent focus on constantly augmenting our operational and cost efficiencies. Further, consistent thrust on elevating quality controls and improving process checks has lent to Triveni a competitive edge that helps us to strengthen our market and industry leading position year after

year. The judicious risk management interventions we continue to make across the supply chain, and at every level of the organisational systems, are other levers of our opportunity-led strategy, which enables us to make the most of the emerging potential for growth in new sectors and geographies.

FY 20 witnessed a massive scaling up of the competitive strengths of the Company, as we added disruptive new software and innovations to our automation-driven digital and technological suite. From supporting Triveni's aggressive transformation during the COVID-19 crisis, to paving the way for further reinforcement of its digital security architecture, this technological empowerment promises to be a game-changer for us as we move forward into the post-COVID era. Not only will it equip us to deliver to our customers best-in-class service support from remote locations, especially in the fast-growing aftermarket segment of our business, but will also facilitate the realignment of our business charter more efficaciously with the new global business and industry normal.


This enhanced technological and digital scale will also contribute to further strengthening the capacities and capabilities of our people, which we remain dedicatedly focussed on nurturing through well-structured training, welfare and engagement programmes. Undoubtedly, these are difficult times for them, as they are for others around them. To all these people, I would like to say –

do not lose hope. Beyond the dip we can see in the curve today lies a bright future, which beckons us with the promise of recovery, recuperation and revival.

The Government of India has already announced several fiscal and monetary relief measures to infuse positivity in the market, and we, at Triveni, are well poised to seize the opportunities that will resultantly emerge in the not too distant future. The clarion call which the Prime Minister has given for the development of a Self-Reliant India will also augur well for the Company. Despite apprehensions of muted growth at the start of FY 21, we expect to see the Company post healthy performance going forward, at the back of the orders in hand and in the pipeline. We do not really see the demand for steam turbines witnessing a drastic decline, notwithstanding the slowdown triggered by the pandemic in both the domestic and international markets.

On this positive note, I would like to thank all stakeholders, including our customers and employees, for their unwavering support and confidence in the Company. Your continued trust in Triveni is even more critical, at this difficult time, to our efforts to get our strategic trajectory back on the track of excellent growth and long-term value-creation for each of you.

With best regards,



**Dhruv M. Sawhney**  
Chairman & Managing Director



**At the heart of this optimism is the high level of efficiencies we have programmatically achieved in recent years, through our prudent focus on constantly augmenting our operational and cost efficiencies.**

# Q&A with Vice Chairman & MD



**Nikhil Sawhney**  
Vice Chairman & MD

## **Q** How do you see the results of the Company for FY 20? To what extent did COVID-19 impact the performance?

The Company's performance for the first nine months was quite outstanding. Our order book stood at ₹ 694 crore and the net income from operations reported a year-on-year growth of ₹ 664 crore, with PAT going up by an excellent 50% during that period. The last quarter, however, pulled down the performance as the COVID pandemic hit industries and businesses globally. Our despatches and order bookings were impacted, as a result of which we suffered a 3% decline over the previous fiscal in the consolidated outstanding order book, which stood at ₹ 7 billion as of March 31, 2020. Our total order booking of ₹ 7.9 billion was lower by 7% year-on-year.

As the pandemic struck many countries around the globe, some of the large international orders that were in the finalisation stage got deferred. We lost

opportunities for order booking partially, in both domestic and international markets. This pulled the export order booking down by 23%. Interestingly, as the domestic market took the hit only over the last few days of March, we actually saw a 8% growth on the domestic front during the year.

Our Aftermarket segment registered an order booking of ₹ 2.17 billion - 4% lower than the corresponding period of the previous year. The turnover in this segment was ₹ 1.86 billion, marking a 10% decline over FY 19, on account of the lower numbers in the COVID-hit last quarter of the year under review.

However, notwithstanding these drops in the overall numbers for the year, Triveni Turbines continued to be at No. 2 position globally in terms of the number of units sold, according to an international report, which has also put the Company's global market share in CY 2019 at 20%.

These are highly encouraging rankings and figures, which underscore the Company's inherent resilience. Along with our cost leadership, our product development and

innovation capabilities have also helped us maintain our margins during the fiscal under review. I am confident that these strengths will continue to stand us in good stead as we move forward to further grow our global market share in the coming years.

## **Q** What have been the key drivers of this performance?

Our resilience has always been a key to our ability to overcome all challenges to pursue our growth strategy dedicatedly and committedly. It is really the pivot of our success strategy.

In addition, our global reputation and the strong market position we have built over the years gives us a huge competitive edge that steers our performance from one milestone to the next. With our deep-rooted understanding of the market needs and trends, we have always been successful in keeping our finger on the pulse of the customer aspirations. Over the years, we have progressively deepened our customer understanding, in order to continuously

align our technological strengths and product innovations to them. This deep understanding, backed by our pioneering offerings, is a powerful driver of our growth strategy, which is focussed on enhancing stakeholder value and augmenting their returns on investment, year-on-year.

We have leveraged these core strengths to create a track record of excellence for our customers, partners, shareholders and employees, which I feel is the biggest driver of our strategic approach. Amid the COVID crisis, we also successfully deployed our robust digital framework to maintain business continuity and keep downtime to the minimal.

**Q** **COVID was clearly a major challenge for the Company, as it was for all enterprises and industries worldwide. What were the steps taken to mitigate the impact of the pandemic on business?**

Yes, COVID brought unprecedented problems for businesses and industries globally. We were also impacted, and suffered significant losses as a result of the crisis. Apart from the logistics bottleneck resulting from the lockdown and suspension of travel in many countries, including India, several customers faced difficulty in achieving financial closure as well as budgetary constraints. The Company's short-term outlook took a hit in the last quarter and the situation was still quite discouraging as we moved into the new fiscal.

Our immediate focus during the crisis was on securing the health and safety of our employees while maintaining business continuity. It was undoubtedly a challenging task, but our people rose to the occasion and worked closely with the management in facilitating the transformation to the new way of working in the changed business environment. I am happy to say that we successfully resumed our production facilities in a phased manner in the last week of April, with strict adherence to the COVID safety protocols and in compliance with the guidelines issued by the Government of India.

Revival of manufacturing operations was backed by resumption of order bookings, which we started doing by aggressively deploying digital technology. Since April, we have started leveraging our digital network in a big way, and are also investing in more digitally advanced softwares and automation-led technological interventions. Digital Platforms are now being used extensively to stay in touch with customers, who have been highly appreciative of our webinars and virtual walkthroughs of our facilities.

It is our belief that once the COVID crisis eases off, we shall be able to get back quite quickly to rebuilding and reviving the business, in order to achieve our pre-COVID targets in line with our anticipated strategic goals.

**Q** **In addition to the COVID combat measures, has the Company undertaken any other initiatives to promote efficiencies and further de-risk its business during the year?**

These are ongoing efforts at Triveni Turbines, and we have been proactively pursuing ground-breaking new ideas and methodologies to boost production efficiencies. During FY 19, we had initiated several cost control and value engineering measures, which had started showing results during the fiscal under review. The production of our new high efficiency product line has stabilised, and the impact of it is already reflected in the margins.

Aftermarket business, in particular, has seen a slew of fortification measures, with increased focus on turnkey services, automation, refurbishment and efficiency improvement solutions designed to the needs of not just the Triveni brand of turbines but turbines of other brands too, across industrial segments and locations. We have augmented our R&D focus to drive increased innovation to provide customised power solutions to our diverse customers, thus bringing to the table exceptional offerings which make us the preferred partner across industries.

Our thrust on continuous development of cost competitive and efficient environment-friendly models, structured to reduce carbon footprint, has also given us a strong edge in the domestic and global market. At the same time, we have been focussing increasingly on new markets to minimise regional market risks. The deeper market penetration we have achieved in new geographies has helped reduce the concentration of business in existing markets, within and outside India.

**Q** **What will be the Company's strategic approach for FY 21? Are there any specific initiatives planned to sustain investor and customer confidence, given the economic gloom prevailing in the wake of the global spread of the COVID pandemic?**

We are aware that the short-term disruptions caused by COVID will cause volumes to remain subdued in the coming quarters. This will naturally influence the results, which will reflect the impact of the subdued new order booking and delay in sales turnover in the near term.

However, the underlying strengths of our business and operating model will not only ensure our survival during these tough times but will prepare us to thrive once again after we are out of this crisis. Triveni Turbines has a strong balance sheet, and as a debt-free enterprise, it will be able to cover its liquidity needs during these challenging times. Our efforts in the coming months will be on ensuring flatter growth and minimising the business impact of COVID.

We shall also continue to augment our focus on technological deployment to ensure greater cost optimisation with enhanced business productivity, as we automate and upgrade our array of software in the coming months. The investment of the past few years in streamlining the systems and processes across the manufacturing and supply chains will yield benefits as we work on more innovative solutions to address the needs of our customers, across industries and geographies, in the new normal.



# Management Discussion and Analysis



Due to the economic slowdown, coupled with the impact of COVID-19 in Q4 FY 20, India's GDP grew by 4.2% in FY 20, compared to 6.1% in FY 19.

## Economy

The global economic growth slipped to 2.3% in 2019 after touching 3.1% in 2018, amid prolonged trade disputes, risks of financial stress, and volatility, according to the World Economic Situation and Prospects (WESP) report.

The slowdown in growth is taking place across key advanced economies, and some major emerging economies as well. Among the emerging economies, the East Asia and South Asia regions remain on a relatively strong growth trajectory, owing to robust domestic demand conditions.



Due to the economic slowdown, coupled with the impact of COVID-19 in Q4 FY 20, India's GDP grew by 4.2% in FY 20, compared to 6.1% in FY 19.

## Global Power Industry

The Power Industry has been undergoing transformation in recent years. Going forward, too, the changing energy generation mix and shift from conventional sources to renewable sources will continue. Sustainable power development, and focus on addressing concerns related to climate change through eco-friendly policies etc., are seen as key trends in the industry. The future scenario will see greater acceleration towards eco-friendly "Green Power" solutions.

## Indian Power Industry

The country's need for energy is increasing rapidly, owing to economic growth and modernisation over the past few years, taking the gross electricity consumption from 1,149 kWh per capita in FY 18 to 1,181 kWh per capita in FY 19, according to the Central Electricity Authority (CEA).

India's total installed power generation capacity is 370 GW, as of March 2020, compared to 356 GW in March 2019. This includes 87 GW of capacity from Renewable Energy Sources, as on March 2020. Of this, 9.8 GW capacity is from Biomass power (Bagasse and Non-Bagasse), as against 8.7 GW as of March 2019, followed by 147.6 MW from Waste to Energy, compared to 138 MW in the previous fiscal, according to Ministry of New and Renewable Energy (MNRE).

According to the 19th Electric Power Survey conducted by Central Electricity Authority (CEA), the all-India installed power generation capacity is projected to grow to 619 GW by the end of FY 27.

## Industry Analysis

### Renewable Energy

Independent Power Producers (IPPs) play a major role in generating power for sale to the grid or to specific customers. In the Renewable Energy industry, a Feed-in Tariff (FiT) or Power Purchase Agreement (PPA) provides long-term price guarantee for majority of the IPPs. Increasing focus on replacement of existing coal-fired power plants with clean fuel generation, in order to reduce carbon footprint, will further augment the renewable power generation business in the future.

The global renewable power capacity (excluding hydro) increased by 8% in 2019 to 1,347 GW, compared to 1,246 GW in 2018, according to the Renewables 2020 Global Status Report. In India, the Ministry of New and Renewable Energy (MNRE) has set a target of 175 GW of renewable power capacity by FY 22 (including 10 GW target from biomass power). As per the Central Electricity Authority's strategy blueprint, the country is aiming for an even more ambitious target of 57% of the total electricity capacity from renewable sources by 2027. According to the 2027 blueprint, India aims to have 275 GW from renewable energy. This will increase the demand for thermal renewable energy (Biomass) based power plants in the country, and concurrently trigger greater opportunity for the installation of steam turbines in the future.

## Captive Power Generation

Globally, the captive power generation for industry is expected to remain strong, owing to the increasing demand for power from emerging industrialised economies such as China, India, Africa and Middle East, which offer subsidised rate per unit cost of power generation.

In India, the widening power supply-demand, the increasing investments in the industrial sector driven by the 'Make in India' initiatives, the rising input costs (energy) and electricity prices, coupled with stringent Government regulations, are expected to drive investment in the establishment of captive power plants.

The need for continuous uninterrupted quality power supply for sustainable industrial operations, backed by improvement in coal supply, will enhance captive power additions in the country. Thus, the installed captive power generation capacity in India is expected to witness around 3% growth over the next 4 years, to touch 65 GW by March 2023.

The largest market for captive power generation in the country is the Industrial sector, mainly on account of the increasing demand for electricity from energy-intensive industries (Cement, Petroleum Refining, Chemicals, Iron and Steel etc.), which, in turn, is expected to drive the demand for steam turbines.

## Combined Heat and Power (CHP) Systems

The Combined Heat and Power (CHP)/Co-generation system generates electricity or mechanical power with lower emissions compared to conventional power generation systems. CHP systems/technologies are thus widely preferred for captive power generation for industrial applications, such as Biomass, District Heating, and in Data Centres etc., driving the demand for steam turbines across the globe.

The bulk of the demand for CHP is expected to come from markets like Asia-Pacific, South and Central America, Middle East and Africa. As per industry estimates, the global CHP market is projected to increase its installed capacity from 864 GW in 2018 to 972 GW by 2025.

## Bioenergy

Bioenergy will remain the predominant source of thermal renewable energy till around 2023, though its total share is estimated to decline from 50% in 2017 to 46% in 2023, due to expansion of alternate renewable power generation technologies (such as Solar Photovoltaic and Wind). Higher

**The bulk of the demand for CHP is expected to come from markets like Asia-Pacific, South and Central America, Middle East and Africa. As per industry estimates, the global CHP market is projected to increase its installed capacity from 864 GW in 2018 to 972 GW by 2025.**



acceptance of Bioenergy will increase investment for biomass power plants globally, thereby boosting the demand for steam turbines. According to an international report, in early 2019, there were nearly 4,000 active biomass power plants worldwide, with an installed electrical capacity of around 67.7 GW. This is expected to increase by 1,550 plants, to reach about 5,550 biomass power plants with a capacity of around 89.4 GW by the end of 2028.

Biomass (bagasse and non-bagasse) as fuel helps the CHP system generate power that is sustainable. Industrial use of Bioenergy, particularly from sugar and palm oil mills, is conducive to the production of power from biomass. South East Asia's biomass generation capacity is expected to increase to almost 19 GW by 2040.

The Bioenergy (bagasse/non-bagasse) potential in India has been estimated at 25 GW in 2022, and the Government of India (GoI) has been consistently promoting the Biomass Power and Bagasse Co-generation programme. India's current bagasse-based co-generation target from Sugar industry in 2022 is 10 GW. However, the overall sugarcane crushing capacity is expected to go up significantly, owing to favourable weather conditions and increased yields of sugarcane, leading to higher utilisation of bagasse-based co-generation target in the future. Co-generation from bagasse is expected to clock 16 GW in 2027 and 30 GW in 2030, thus significantly propelling the demand for steam turbines.

### CHP Systems in Power Generation Application – Waste Heat

The waste heat recovered from other industrial sources/processes, and commonly found to generate steam and electricity in Cement processing, Heavy Metal processing, Petroleum Refining Process and Chemical processing, can be further used as fuel in other processes.

### Waste to Energy (WtE)

Rapidly increasing industrial waste, along with stringent EU-wide waste legislations, have been the key drivers for the growth of WtE technology in Europe – one of the largest markets for these technologies. Countries like Switzerland, Germany, Sweden, Austria and Netherlands lead installation capacity within Europe.

The Asia-Pacific market is also, however, expanding rapidly and is estimated to grow at a CAGR of 7.5% due to increasing waste generation, higher investment thrust by Government organisations in China and India, and increased technology penetration in Japan. The Indian Government is providing incentives and subsidies for use of renewable technologies, in order to generate more and more power through waste

utilisation. Even though the potential for WtE power generation in the country is huge, production is still in a nascent stage with only around 147.6 MW of power generation capacity created so far.

Residual waste from disposal of Municipal Solid Waste (MSW) is another source of input and is treated with various WtE technologies for electricity generation. However, high initial cost of investment required to build a WtE plant is one of the key factors likely to hamper future growth of this market.

According to industry sources, MSW generation in India is estimated to reach 4.5 lakh tonnes per day in 2030, from around 1.5 lakh tonnes per day in 2019. Of the country's current MSW generation, only about 25% is processed (i.e. recycled, composted and converted into biogas or electricity). The demand for steam turbines is based on project viability criteria (in turn based on return on investment and calorific value of the waste), feed-in tariff proposed by the government, and assurance of waste collection by the municipalities etc.

The Government of India, under the Swachh Bharat Mission, has set a target of constructing 800 megawatt (MW) of WtE plants - five times the collective capacity of all the existing WtE plants.

It also proposes setting up a Waste-to-Energy Corporation of India, which would construct incineration based WtE plants through the Public Private Partnership (PPP) model. According to industry sources, there are currently 40 WtE plants at various stages of construction.

To conclude, rapid increase in electricity consumption, along with growing focus on electricity generation through thermal renewable energy sources, is expected to unleash huge opportunity for steam turbines in the future.

## Indian Manufacturing Sector

Manufacturing has emerged as one of the high growth sectors in India. The 'Make in India' programme is aimed at placing the country on the world map as a manufacturing hub and bring global recognition to Indian manufacturing. India is expected to become one of the largest manufacturing countries in the world by the end of 2022.

Under the 'Make in India' initiative, the Government aims to increase the share of the manufacturing sector in the Gross Domestic Product (GDP) from 17-18% at present to 25% by 2025. Improvements in ease of doing business, coupled with continuing augmentation in infrastructure and skilled workforce, should support the spurt in manufacturing activities in the coming years.

## Industry Analysis – Manufacturing Sector Outlook

The largest market for captive power generation globally is the Industrial sector. It is estimated that the 3-100 MW steam turbine market will grow by over 8% by 2024, mainly due to increase in investment to promote energy efficiency in process industries, namely Sugar, Distilleries, Pulp and Paper etc. Globally, the demand for steam turbines from Sugar co-generation, including the Distillery segment, has been growing by 6% annually.

The Indian Government's focus on clean fuel has triggered significant potential for Distilleries requiring captive power generation. With the launch of the National Biofuels Policy, as well as incentives offered by the Government (such as soft loans) for setting up of new distilleries and expansion of old distilleries, huge investments are being made by the sugar companies in Greenfield and Brownfield expansions. Investments are also being made for setting up grain-based distilleries to manufacture ethanol and supply the same to Oil Marketing Companies.

India's National Biofuels Policy 2018 stipulates an ethanol blending target of 10% by 2022 and 20% by 2030, while biodiesel blending target has been set at 5% by 2030. The Consumer Affairs, Food and Public Distribution Ministry has given in-principle approval to 362 new distilleries in sugar mills for adding capacity of 550 crore litres. This will augur well for

the steam turbine industry as the demand for captive power generation will also increase in the sector.

Globally, the demand for steam turbine from the process Co-generation segment has grown primarily due to increasing demand from Pulp and Paper, Cement and Chemicals industries etc.

### CHP Systems in Industrial Application - Process

The Pulp and Paper industry constantly focusses on improving energy efficiency, which is attained through increased use of biomass (wood waste) based power generation, and by efficient usage of steam. CHP/Co-generation in Paper industry offers another area of interest for growth of demand for steam turbines. Despite the widespread use of CHP systems in the Indian Pulp and Paper industry (especially in large and medium plants), the potential for growth in CHP still remains.

India is the 2<sup>nd</sup> largest Cement and Steel producer in the world. According to industry estimates, the cement production capacity is estimated to touch 550-600 million tonnes by 2025, and the crude steel production is expected to reach 128 metric tonnes (MT) by 2022. In Cement and Steel industry, hot exhaust gas is currently being utilised from production lines in order to reduce the operating cost. The heat from the hot steam is recovered using Heat Recovery Steam Generators (HRSG) for the generation of superheated steam that can be used in the process (co-generation) or to drive a steam turbine (combined cycle).

According to the International Council of Chemical Association (ICCA), the size of the global Chemical industry was estimated at USD 5.7 trillion in 2018-19, and is also driven by demand from its own consumption (Basic, Specialty and Knowledge chemicals), and from various end user industries (Industrial,

**It is estimated that the 3-100 MW steam turbine market will grow by over 8% by 2024, mainly due to increase in investment to promote energy efficiency in process industries, namely Sugar, Distilleries, Pulp and Paper etc.**



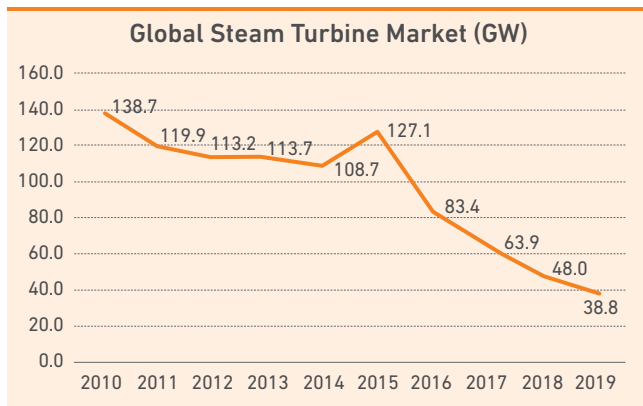
Agricultural and Consumer markets). The Indian Chemical industry contributes 3.4-3.5% to the global Chemical industry, and is expected to grow at the rate of 9% per annum to reach USD 211 billion by 2020-21 and USD 298 billion by 2024-25. This should lead to fresh capacity creation, both in terms of Greenfield and Brownfield.

Energy efficiency and CO<sub>2</sub> emission reduction, thus, are playing a crucial role in driving the demand for thermal renewable based steam turbines in various process heating and power generation applications. With cheap coal prices and supportive policies for coal-fired power plants in the country, the demand for fossil fuel steam turbines is also expected to grow.

### Market Analysis (5-30 MW)

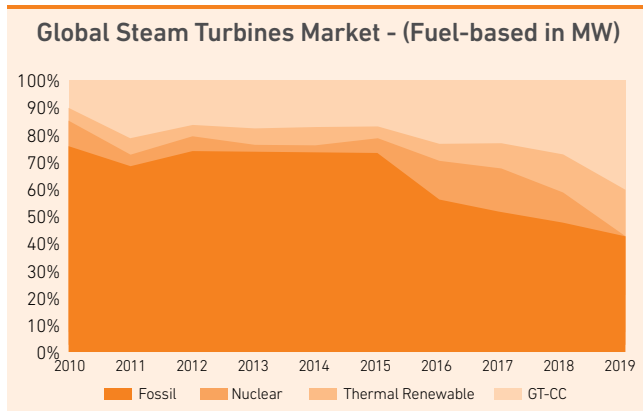
#### Global Steam Turbine Market

The Global Steam Turbines Market came down from a level of 139 GW in calendar year (CY) 2010 to 39 GW in CY 2019 - a compounded average decline of 13%



Source - An International Power Report

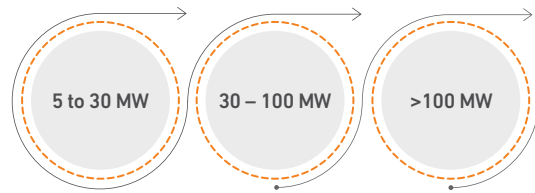
Fossil Fuel based power generation, which was earlier the main fuel source, declined from 69% in CY 2010 to 43% in CY 2019, whereas Thermal Renewable based power generation increased from 3% in CY 2010 to 17% in CY 2019.



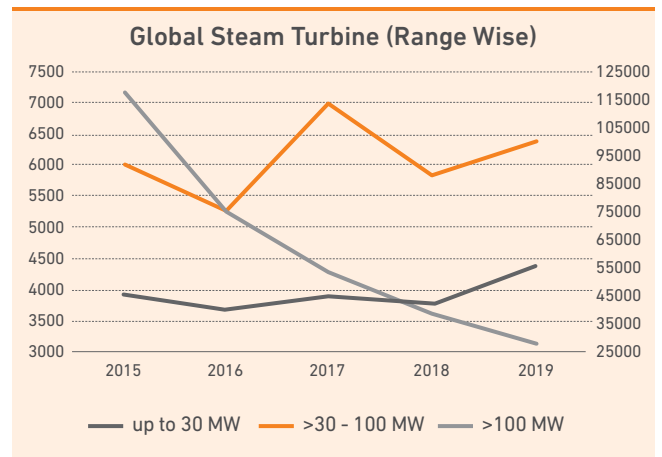
Source - An International Power Report

#### The Global Steam Turbines Market

Broadly divided into three ranges:

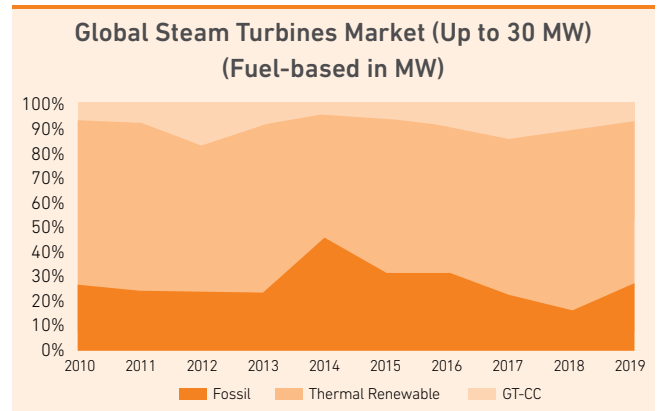


In terms of MW sold for the past five years, the global steam turbines market has seen the sharpest decline in the > 100 MW range, where the Compounded Average decline was to the extent of 30%. In the case of < 30 MW and > 30 - 100 MW range, the market has been steady and has registered a CAGR of 3% and 2% respectively.

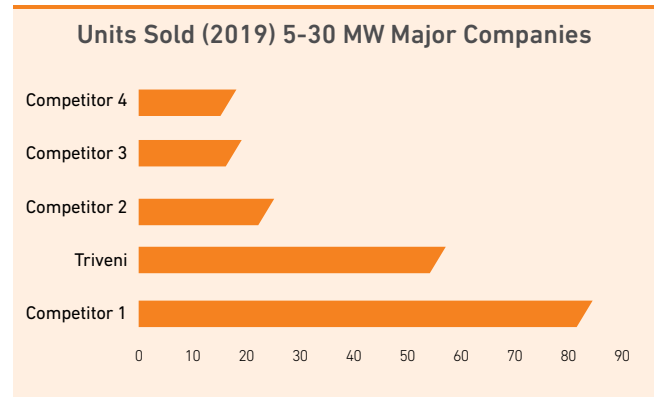
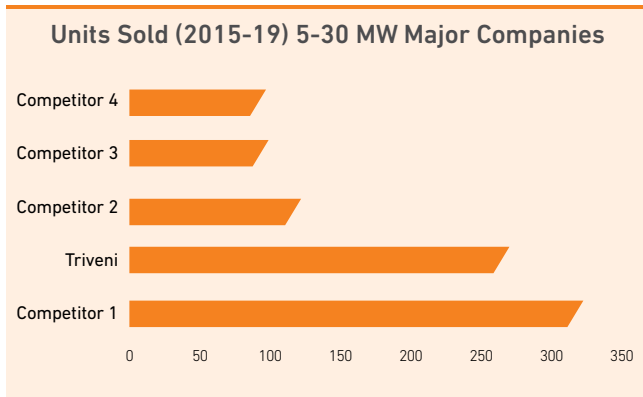


Source - An International Power Report

Unlike in total steam turbine market, wherein Fossil Fuel still dominates, in the Sub 30 MW, the growth of Thermal Renewables has been quite consistent and strong. Fossil Fuel's share has remained flat at 28%, while the dominance of Thermal Renewables is quite significant at ~ 65%.



Source - An International Power Report



In the five-year period (2015-19) and also in CY 2019, Triveni held a market share of 20% in the global market for 5-30 MW range.

### Steam Turbines Market in India

In 2019, the Indian steam turbines market, in terms of MW, grew by 1% compared to 2018. The market held steady in 2019, supported by Fossil Fuel fired power plants, followed by Thermal Renewable based power plants (including Biomass, Waste Heat and Waste to Energy). Majority of the steam turbines' requirement in 2019 was in captive power generation and energy intensive segments like Steel and Process Co-generation segments like Cement, Pulp and Paper, Chemicals and Fertiliser etc. With the Manufacturing sector on the growth trajectory and industries like Sugar, Steel, Cement and Pulp and Paper segment expected to increase production, the demand for steam turbines should remain robust in the future.

### Business Review

Led by its sustained focus on adopting innovative technology, backed by seamless execution, Triveni has emerged as a trusted service provider to customers around the world. To ensure sustained growth in brand recall, the Company has consistently strengthened its position in the Industrial sector by meeting the captive power requirements of its customers in various Greenfield and Brownfield projects. Triveni continues to drive its market growth by establishing a strong global footprint and offering wide range of state-of-the-art steam turbines, coupled with an excellent aftermarket portfolio to meet the needs of its customers round the clock.

The overall order booking for the year under review declined by 7% as compared to the previous year, on account of the COVID-19 impact. However, despite the adverse impact of COVID-19 on the international market in the last quarter of the year, Triveni's export turnover, year-on-year, actually remained

flat. On the order booking front, the Company had a good enquiry pipeline for finalisation in Q4 FY 20, and, but for the impact of COVID-19 for almost 6 weeks of the quarter, the international market order booking would have been significantly higher than what was eventually achieved.

The enquiry pipeline from the international market is strong from most of the new geographies. In the export market, the Renewables sector is driving demand, specifically from the Biomass and Waste-to-Energy projects. The Company currently has orders and installations from over 70 countries and will be focussing on new markets in the coming years. Some of the segments of focus are Biomass, Paper, Process and Sugar co-generation and Palm oil, apart from the newly entered segments of Waste-to-Energy, Combined Cycle, Oil & Gas etc.

In the domestic market, the Company witnessed postponement of order finalisation towards the latter part of Q4, which resulted in lower order intake by 32% over the corresponding quarter of the previous year. However, on an annual basis, the domestic order booking grew by 8%. The main segments of traction in order finalisation were Sugar co-generation, including Distillery, as well as Biomass IPP, Food Processing and Waste Heat recovery.

### Aftermarket Business

Aftermarket business is services driven relationship management that aligns customer and OEM goals for mutually beneficial outcomes. This function is the custodian for managing the Company's relationships, and for promoting customer retention and loyalty all through the turbine's life-span and beyond.

The Company's aftermarket business was further fortified during the year with focus on turnkey services, automation, transformations, refurbishing and efficiency improvements

solutions, not only for the Triveni brand of turbines, but also for other brands of turbines of any age, in any industrial segment and at any global location.

The Company has leveraged technology to enhance its customer focus, with its concerted digitisation thrust, aided by its established remote monitoring and diagnostics solution "Triveni Touch", specially developed for turbines. This solution provides both, its field service engineers and the turbine asset managers of its customers, visibility of turbines operating parameters and real-time status updates from anywhere. It generates reports, helps analyse performance trends, gives instant notifications, and provides peace of mind to the asset managers through a real-time dashboard which is visible through an app on his/her mobile phone from any part of the world. "Triveni Touch" can anticipate any equipment issues for providing preventive solutions, thus avoiding unexpected downtime.


The Triveni team of trained and experienced engineers utilises the latest communication tools for live and secure customer engagement, with actual Facetime via screens of personal devices, irrespective of large distances and varied time zones. This gives customers the added comfort of having access to expert guidance at the click of a button. The Triveni teams embrace the virtues of remote service support and follow standard operating procedures to help troubleshoot any issues that the customer faces, and recommend solutions while saving precious time.

Webinars have been organised by the Company across industries, through a series of knowledge-sharing sessions attended by key personnel of large customers in India and overseas.

With focus on providing refurbishment solutions to other brands of turbines, the aftermarket business has successfully ventured into new geographies. The "Triveni REFURB" sub brand is promoted through a robust multi-channel social media presence, not only generating interest in hitherto unexplored industry segments such as Geothermal Energy Providers, but also securing business.

Nearly one-third of the aftermarket business order booking is currently being contributed by international markets.

**In the domestic market, the Company witnessed postponement of order finalisation towards the latter part of Q4, which resulted in lower order intake by 32% over the corresponding quarter of the previous year. However, on an annual basis, the domestic order booking grew by 8%.**





## Impact of COVID-19

The World Health Organization declared a global pandemic of the novel Coronavirus disease (COVID-19) on February 11, 2020. The pandemic has severely impacted the world economy including India. The operations of the Company were also impacted, particularly from the last week of March 2020. During the lockdown period, both the manufacturing facilities and all sales and service offices were closed. However, our employees could quickly respond to the challenge by working from home and remote locations. With necessary IT and other digital support, the new working norm of working from home stabilised fast and the Company is able to support customers needing attention.

The Company resumed partial operation from the third week of April 2020 following government guidelines and gradually stabilised the manufacturing process to near normal towards the middle of May. During the process, the Company faced upheaval challenges in the supply chain and logistic system as certain State borders were intermittently closed, prolonged lockdown in some of the States and restriction of movements. Non availability of labour force in our major vendors' base also impacted sourcing of raw material and components. However, the Company could partially overcome the challenge through alternative sources of supply.



Due to the above bottlenecks in logistics, closure of customers' site and suspension of travel, there has been an impact on production, revenue, customer services and order booking.

The COVID-19 pandemic has disrupted demand and supply chains across industries, negatively impacting the business of almost all companies and driving the global economy towards a recession. Governments in several countries have imposed stringent lockdown in a bid to contain the spread of the disease. This in turn has forced companies to reconfigure their investment strategy and slow down the order finalisation process, impacting our business.

The travel restriction has significantly impacted our revenue stream as our service engineers are unable to travel at customers' sites and our sales team is unable to attend tender meetings and for order finalisation. All these factors collectively have impacted our International business significantly. Domestic business, on the other hand, has an impact of lesser magnitude. However, on the positive side, our enquiry book position still remains healthy. The loss of business due to travel & other restrictions is partially overcome with digital marketing and other remote control tools such as video conferencing tools and secure digital transference of files and data.

The Company also had its share of impact due to COVID-19, which affected its order booking and revenue recognition in Q4 FY 20. The adverse effect of COVID-19 has significantly impacted Triveni's short-term outlook and the Company is taking prompt actions to adapt its operations. With COVID-19 impacting domestic as well as global markets and economies, and based on the current situation, the Company may witness a decline in revenues and order booking in H1 FY 21. We believe FY 21 key financial indicators most likely will be lower than last year.

The Company has started booking orders by deploying digital technology. Digital platforms are being used to be in touch with customers. Customer focussed webinars and virtual walk through of our facilities have been highly appreciated by our customers. 'Work from home' is continuing, limiting attendance in offices and factories following safety guidelines. Cost of operations has been systemically rationalised to cope up with the revenue challenges during these pandemic times. Since the onset of the pandemic, the Company's primary focus has been on securing the health and safety of its employees while maintaining business continuity. Social distancing, compulsory wearing of masks, daily measuring of temperature and blood oxygen and frequent washing of hands are some of the safety measures mandated in our internal safety protocols in addition to limiting attendance in office. The Company has also upgraded its medical facilities at factory with its own ambulance for employees and their families.

Despite short-term disruptions, the Company is confident in the underlying resilience of its businesses and operating model ensuring safety of employees.

### Manufacturing

The Company has two state-of-the-art and eco-friendly manufacturing facilities at Bengaluru (Peenya and Somapura) to manufacture steam turbines up to 100 MW capacity. Both these facilities are certified for AS9100D Rev 2016 / ISO 9001:2015 Quality Systems, ISO 14001:2015 Environmental Systems and ISO 45001: 2018 Occupational Health and Safety Management Systems.

The manufacturing facility at Peenya has been awarded the prestigious Platinum Rating by the Indian Green Building Council (IGBC). This is the highest green rating certification for Factory Buildings. The manufacturing facilities have best-in-class multiple axis CNC machine tools, fully equipped test beds for mechanical run test of steam turbines with wireless data recording systems, IoT-enabled Industry 4.0 systems, biometric-enabled Automatic Tool Dispenser, elaborate operating processes and SOPs, trained operating staff, as well as rigid quality assurance processes to ensure high quality of the product through all stages of manufacturing. The two cardinal principles in Triveni manufacturing are 'zero defect' and 'do it right the first time'. This ensures the highest level of quality and timely delivery of products to international and domestic customers.

The manufacturing facilities are also equipped with High Speed Balancing Vacuum Tunnels Machine of reputed make, large sized Coordinate Measuring Machine (CMM), Non-Destructive Testing (NDT) facilities and other advanced machinery to support new product development. This enables the Company to offer new avenues of customer services in precision balancing of rotors, not only for turbines but also for all rotary equipment such as compressors, alternators, pumps, and impellers, to further augment its refurbishing business. The Company offers customised high quality turbines in the range of 0.25 MW to 100 MW, completely made in India in line with the Indian Government's 'Make in India' campaign – across all stages of designing, engineering, sourcing, manufacturing and testing. The Company's agile manufacturing set-up has enabled it to successfully compete with MNCs and retain high market share consistently.

### Technology and Research & Development

The world-class Research and Development unit of the Company is recognised and registered as an in-house R&D unit by the Department of Scientific and Industrial Research (DSIR), Government of India. It is engaged in developing efficient and cost-effective turbomachinery that matches the latest international quality standards. Based on the fast-evolving market demands and trends, and in response to the continuous

feedback received from its own installed turbines generating over 13 GW globally, the Company undertakes continuous upgradation of its products. This has resulted in high-power dense, cost-competitive, robust and efficient turbines that meet the requirements of the global customer.

Collaborating with globally renowned research institutions, such as IISc Bangalore, Cambridge University UK, Politecnico di Milano Italy, IIT Madras and IIT Bombay, through various research programmes and joint studies, the Company continues to be a preferred industrial partner for Indian Government-funded programmes of MNRE, DST, Ministry of Power and the Indian Navy. Extensive in-house validation and testing of newly developed rotary components in European labs is conducted, along with strict monitoring of performance parameters in the field, before commercial deployment, in order to ensure trouble-free performance. The Company has well-defined processes for development, testing, field feedback and continuous advancement of technology through in-house processes, and through association with global research and scientific institutions, including in Europe and USA.

The Company has installed in-house load test facilities with dynamo meter for power test of the newly developed aero profiles. This facility enables the R&D team to internally test the design and off-design characteristics of aero profiles of HP, IP and LP sections of turbine. The facility can test profile losses, secondary losses and leakage losses, and compare the same with CFD predictions. This helps in accurately predicting the turbine stage performance and removes uncertainties of field power.

Triveni continues to develop cost-competitive and increasingly efficient models, reducing carbon footprint to produce power solutions that meet the requirements of its diverse international and domestic customers. These include customised solutions for specific industrial applications, such as Cement, Distillery, Oil and Gas, Naval and Government projects in new technology areas. The application segments of the Company encompass Waste-to-Energy, Combined Cycle, Process industries, Renewables, Captive and Co-generation, among others. In line with industry trends, the Company has been diversifying into different types of turbines and other renewable energy products that focus on high efficiency cycles, including injection applications, distillery processes, and supercritical CO<sub>2</sub> turbines.

The Company is constantly upgrading and improving its steam turbine designs for optimal performance to meet the increasing power solution requirements globally. During the year, Geo-Thermal application-specific technology enhancement was also carried out. Another thrust area of the Company has been in the Oil and Gas market, where application-specific and API code compliant solutions are increasingly preferred by global customers.

## Intellectual Property Rights

Development of advanced technologies, along with improvements and research in newer product variants, leads to the creation of valuable in-house intellectual property. Such innovations and technological improvements demand immediate protection, and therefore the creation and protection of the Intellectual Property (IP) portfolio is of paramount importance for the Company and all its stakeholders. A dedicated team of IP specialists works closely with the R&D team from planning and conceptualisation to the manufacturing stage, so that the generated Intellectual Property is adequately captured and protected.

The Company has in place a robust IP strategy for the creation and protection of its long-term IP assets, to secure and preserve its technological advantage over its competitors. In line with its global focus, the Company constantly undertakes patent and industrial design filings in different international jurisdictions, even while continuously enhancing its IP portfolio in India. The Company has filed for patent protection and product design protection in India, Europe, South East Asia, and in the United States of America, and plans to protect its IP in the new international markets that it serves. A substantial number of Intellectual Property Rights have already been awarded to the Company in India and other jurisdictions. The Company had filed 269 IPRs in the market globally till March 2020.

## Digitalisation

The Company has procured, and also developed in-house, a comprehensive suite of software and automation technologies for industrial applications. These cover the entire lifecycle - from product design and production to aftermarket services, as well as for commercial and financial applications. In recent years, the Company has laid greater emphasis on further digitisation and automation, specifically dealing with project management and remote monitoring of deployed machines, thus paving the path for embracing IoT and Industry 4.0 in a big way. Continuous upgrade of these applications, to bring them at par with the latest available technology, is undertaken as per business requirements. The applications are mostly customer-centric and aim to optimise costs while enhancing business productivity. The Company plans to further automate and upgrade its array of software with constant evaluation, while also strengthening its digital security architecture to address the rapidly increasing cyber security threats.

## Supply Chain

Triveni has, over the years, built a sound global supply chain, covering a range of countries - from Asia to Europe and North America, apart from developing dedicated suppliers in India. The Triveni supply chain has a unique advantage in terms of cost, due to bulk purchases owing to the high production volumes of turbines. Cost efficiency, high quality checks, on-time deliveries and effective management of working capital have always been the key focus areas for the Company's supply chain.

With all suppliers treated as 'Partners in Progress', the Company has developed an elaborate code of conduct to regulate its dealings with suppliers. Following a fully transparent approach, the Company shares Annual and Quarterly production and supply plans with suppliers to ensure that their production activities are streamlined with its own requirements, and also to ensure that the deliveries are on schedule. There are regular and planned visits to suppliers to appraise them about current business requirements of the Company. Inputs and feedbacks are given to suppliers on quality, specific customer needs, technology upgradation, compliances to international standards, new product developments, quality plans and value engineering ideas. This ensures seamless functioning of the supply chain across diverse supply chain partners, and helps the Company maintain its competitive edge through optimisation of cost, quality and delivery parameters.

The Company periodically conducts the audit of its critical suppliers, to identify issues of concern and initiate corrective actions well in advance. In view of the volatile supply chain position due to the recent international geo-political developments, it constantly conducts supplier risk analysis, with mitigation actions on key performance parameters, including on-time deliveries, quality and cost.

The Company is currently exploring and assessing ways to minimise risks by developing alternative suppliers in different geographical areas and equitably distributing the orders. This ensures a lean supply chain, with consistent advantage in terms of volume discounts and distributed vendor base, and also helps cover the risk of cartelisation by vested vendors. The Company undertakes periodic vendor-wise spend analysis, and has established adequate control processes with suppliers to ensure compliance standards, desired quality, good ratings and loyal trade relations. The Company partners with suppliers to evaluate technological innovations in their products and services, and incorporates these changes to improve its technological features, quality and cost competitiveness.

The Company maintains strict controls on inventory through product standardisation, which improves serviceability of its parts. This also helps the Company improve its material procurement planning, and optimise the supply chain cost through long-term rate contracts with suppliers. The Company ensures that suppliers have subscribed to international quality standards such as ISO 9001, ISO 14001, and comply with international regulations on health, safety and environment.

Triveni has a robust and reliable logistics system to ensure that turbines and other ancillaries are safely delivered to customers across the globe in a timely and safe manner.

## Quality Assurance

Triveni's design, manufacturing, supply chain, project execution and service capabilities are benchmarked to the highest levels of international quality and responsiveness. A digital process of quality controls and assurances is evolving fast to ensure complete customer satisfaction. During the year, the Company further reinforced the foundation of its Quality Operating System at TTL (QOS@TTL), aiming for Zero Defect and Total Customer Satisfaction.

The Company remains consistently focussed on building a robust quality culture at all levels. This was amply demonstrated in the enthusiastic employee participation during the week-long Quality Day Celebrations in November 2019. 'Importance and Future of Quality' was the main theme for these celebrations. More than 600 man-days of quality related learning and development opportunities were created for all, thus affecting product quality directly. This, along with the Kaizen programme being run at the Company consistently, ensured that all employees remained engaged in quality compliance and improvements.

With refinements in the Company's turbine technology continuing, special focus is given to preventive design philosophy, resulting in faster and error-free execution of the API range of turbines. Detailed problem solving and improvement-oriented approach to handling defects has substantially reduced design-related customer complaints.

Years of instilling quality awareness in the execution teams, both at the manufacturing facilities and on site, made it possible for the Company to continue with its sustained quality improvements during FY 20. This was done by strengthening process checks and risk-based intervention by QA.

At Triveni, a vital driver of success is the suppliers, who continue to make significant contribution to the deliverables. The Company's multi-pronged approach to improving its supply chain has paid dividends in terms of quality improvement. And more benefit is sure to come in the years ahead, led by the Company's risk-based approach to qualify, evaluate and develop suppliers.

All the above functional focus areas are continuously strengthened with three process focus areas:

- **Prevention** – risk-based approach now entrenched in everything that Triveni does, with the end-of-year COVID-19 crisis adding another dimension to ensuring business continuity.
- **Compliance** – to international quality standards (API, ASME, AGMA, NEMA, IEC, etc.) and global customer requirements (CE, GOST, SONCAP, etc.).
- **Improvement** – by focussing on cost of poor quality and taking actions to improve profitability.

The result of building of this QOS@TTL foundation was indicative of Triveni's success in the journey towards Zero Defect and Total Customer Satisfaction.

## Human Resources

The Company considers its human capital critical to its success. It believes that its people enable business growth through delivery of quality products and services crafted to meet the needs of customers, and help enhance business value.



The Company's HR strategy is aimed at achievement of business objectives of growth, while creating and delivering superior and unmatched customer value. This strategy focusses on imbuing the organisation with a culture of continuous learning, innovation, performance, customer orientation. The Company believes in enhancing employee engagement, as well as the growth and welfare of its people. It has implemented various initiatives aimed at augmenting the organisational capabilities that it believes will enable it to sustain competitiveness in the global marketplace. The Company focusses on attracting, retaining and developing talent.

The Company's HR Management processes are aligned to the goal of enhancing organisational capability and agility for constant innovation and change, as well as its readiness for seizing the market opportunities. At the same time, its steadfast commitment to investing in talent management practices ensures that these are relevant and effective, and drive performance and achievement of the highest order.

The Company endeavours to build its talent from within, and as a result of this effort, 50% of its present workforce is home grown. This has given the Company a strong competitive edge over technology, products, services and processes. This has been enabled through the creation of a dedicated, world-class, in-house training facility – the 'Learning Centre', which is housed in a green environment conducive to learning. The Learning Centre ensures continuous and unobstructed learning for all employees, including the young engineers recruited from various campuses. These youngsters undergo a structured 2-years training programme before being inducted into various departments. The Learning Centre is equipped with multiple classrooms, Computer Based Product Training Lab (CBT), a Library, as well as a highly trained faculty from in-house and external sources.

The Company has embarked on various Employee Engagement Programmes promoting a culture of celebration and collaboration. The Programme also takes care of the physical, mental and emotional well-being of the employees.

Triveni's robust performance management system is designed to achieve Company and individual goals through a well-formulated planning, review and monitoring mechanism. The system also covers the rewards and recognition process, as well as employee development, through monitoring of competencies. The Company continues to drive a culture of high performance, development and growth of employees. The Company also continues to enhance safety and security at the workplace by prescribing policies and procedures, creating awareness and imparting trainings. It has institutionalised key policies like the Prevention of Sexual Harassment policy.

The Company is focussed on building Project Management and Quality Management Skills for Projects, Customer Care and Erection Commissioning, and also imparts Negotiation Skills training to a large section of employees facing customers and vendors. It has also introduced the Supervisory Development Programme and Continuous Improvement Programme (CIP) as part of its efforts to create a multi-level learning environment.

During the year, the Company provided 7,090 training man-days, which translates into approximately 10 man-days of training per employee. It launched multiple training programmes in various facets, including but not limited to upgradation of technical skills, soft skills, performance development, as well as environmental and EHS, commercial and compliance capabilities. Employees are encouraged to build their capabilities through classroom trainings, e-learning modules, learning through subject experts and peers, outbound trainings, on-job learning, mentoring and orientations.



## Environment, Health and Safety (EHS)

Nurturance of an organisation-wide EHS climate is a key priority area for Triveni. Both the manufacturing facilities of the Company are eco-friendly and zero discharge plants, complying with ISO 45001 (Occupational Health and Safety Assessment series) and ISO 14001 (Environmental Management System) International Standard requirements. Both facilities boast of lush green nature cover with natural landscaping. During the year under review, both the plants implemented the Integrated Management System (IMS), comprising the ISO 14001 EMS standards and ISO 45001 OHSAS standards, to create a robust Environmental and Occupational Health and Safety System Standards for the overall benefit of the Company. Employees are involved in ensuring good EHS practices through various joint management committees. The entire campus is covered with electronic surveillance through CCTV and IT-enabled security systems.

Environmental Management programmes are drawn with specific Key Performance Indicators each year to improve the environmental performance of the unit. Ambient air quality is ensured through proper maintenance of DG Sets and Boilers. The entire sewage water is treated at the plant, and used for landscaping and gardening. Also, 300 KW of solar panels are installed on the rooftop of the Peenya manufacturing facility, generating about 3.5 Lakh Units of non-conventional electric power, catering to the energy requirements of the factory. Energy efficient LEDs are introduced in a phased manner to replace the conventional CFLs / Fluorescent lights. Both units are also provided with recreational facilities, with indoor and outdoor games and fitness equipment for all employees. The Company also has rainwater harvesting facilities, maintains natural water bodies, and recycles water for garden maintenance.

Triveni has scaled up its safety regulations to address the COVID-19 pandemic. The premises are sanitised on regular basis. Social distancing and wearing of mask are among the protocols strictly enforced in factories and offices. All safety directives issued by Central and State Governments, including adherence to the maximum number of employees permitted per day, are being followed. Thermal screening and hand sanitising are being done for all persons entering the office premises. Awareness creation on prevention of COVID-19 is done on daily basis among all sections of employees, including contract labour.

## Business Outlook

The global economic growth in 2019 slipped to 2.3%, though slow recovery was seen from the latter half of the year due to the USA-China trade deal and frequent rate cuts by FED to shore up the US economy. However, the unprecedented global pandemic, COVID-19, brought global economy to a standstill in

the last quarter of the fiscal. It opened floodgates for Central Banks in various countries to announce stimulus packages to safeguard human life and eventually restart the economy. The Government of India also announced a fiscal and monetary package to the tune of USD 266 billion to bring the Indian economy back on track. The focus on Self-Reliant India will also augur well for the Company.

Needless to say, the lockdowns in India and other countries resulted in considerable loss of opportunities for order booking, both in domestic and international markets, for almost two months. Even after the lockdowns were lifted several customers continue to face difficulty in financial closure, with their banks forcing them to hold despatches. Sales, profit and cash flows, thus, are likely to be affected in the remaining months of FY 21.

Notably, however, despite the slowdown across major international markets, the Company was able to secure orders from Europe, South Africa, LATAM, South East Asia and Australasia, together with the domestic market, during the year. This will give the Company an important advantage in its efforts to get back on the growth trajectory.

Also, all attempts are being made to minimise the COVID-19 related impacts, though, given the situation with the customers – both in terms of funds availability as well as finances, some situations are out of the Company's control. With a close control on expenses, which include manpower rationalisation and administrative overhead reduction, apart from aggressive continuance of the value engineering and cost reduction programme on the manufacturing front, the Company believes it will be able to maintain its margins and generate positive cash flows. With a good outstanding order book, together with a healthy pipeline of enquiries which are expected to be converted into orders in the coming year, the Company is well positioned to maintain its leadership position.

## Subsidiaries

The growth potential of foreign subsidiaries to expand in the international market is encouraging. Through these foreign subsidiaries, the Company has increased its capabilities to connect with global EPC players and industries. The subsidiary offices, being located in close proximity to customers and capable of providing specialised services, give confidence to customers. They also help to promote the brand strongly, which is essential and helps the Company effectively pursue its strategy to achieve market penetration on a sustainable basis. During the year, the Company engaged with industries from various segments, such as API, Waste-to-Energy, Combined Cycle, and Process industries of global scale through its subsidiaries. The Company expects that the foreign subsidiaries will further augment business growth in the coming years.

In order to improve cost efficiencies and consolidate the marketing infrastructure, the marketing activities in Europe region were shifted during the year from the subsidiary in the UK to the subsidiary in Dubai. This has resulted in better supervision of market operations and cost rationalisation. The subsidiary in South Africa has been further strengthened, mainly to cater to the aftermarket segment of the region.

### Joint Venture

GE Triveni Limited (GETL), Triveni's joint venture company with General Electric, is engaged in the design, supply and service of advanced technology steam turbine generator sets, with generating capacity in the range of above 30-100 MW. The flange-to-flange turbine is manufactured cost competitively at the Company's world-class facilities located at Peenya and Somapura in Bengaluru. The complete project is executed by GETL in accordance with GE's manufacturing, quality and supply chain standards and processes, which include certification of suppliers, adherence to environment and health standards, and other ethical requirements.

In FY 20, GETL achieved a total revenue of ₹ 1.29 billion with a profit after tax of ₹ 131 million.

During the year, the Company filed a petition, on June 10, 2019, under the provisions of Sections 241, 242, 244 of the 2013 Act before the National Company Law Tribunal, Bengaluru ("NCLT"), seeking specific reliefs to bring to an end the matters of oppression and mismanagement in the joint venture company viz. GE Triveni Ltd (GETL) by the General Electric company and its affiliates (GE). The grounds on which the Company was constrained to file the petition were certain actions of GE which were oppressive, fraudulent, prejudicial, harsh and burdensome to the interest of GETL, including but not limited to lack of probity, diversion of business, violation of non-compete, conflict of interest by GE employees/nominee directors etc. Instead of submitting its objections on merits to the said Company petition, two of GE Affiliates filed applications before the NCLT, praying to refer the dispute raised in the Company's petition to arbitration. The matter is now pending adjudication before NCLT, Bengaluru.

D I Netherland BV, affiliate of GE and Joint Venture partner in GETL, invoked separate arbitration proceedings before Arbitration Tribunal under the UNCITRAL Arbitration Rules, 1976, in the United Kingdom and filed a statement of claim on June 1, 2020, alleging violation of certain terms of the JV Agreement by the Company. The claims made are based on estimation and amounts are not quantified with precision. The Company firmly believes that the allegations raised are unsubstantiated, untenable and unsustainable. The Company will submit its defence and counter claim, if any, in due course. Accordingly, at this preliminary stage, no provision is considered necessary in the standalone financial results.

## Corporate Social Responsibility (CSR)

The Company has proactively embraced social responsibility to create a positive impact in the communities in which it works and operates. Along with sustained economic performance, Triveni believes in the importance of social stewardship. The Company is committed to creating an environment that contributes to the well-being of communities and the conservation of nature. Towards this objective, the Company contributes to inclusive growth by empowering communities and accelerating development through interventions in water and sustainable environment, health, education and technology development.

### CSR Objectives and Vision

The Company wishes to be perceived as a 'Company with Conscience'; and to actively and continually contribute to the social and economic development of the communities for the benefit of the deprived, under-privileged and differently able persons. Its approach is based on merit only, without any regard to religion, caste or creed.

### CSR Focus Areas

Though there are numerous addressable areas where there are cultural prejudices, as well as lack of equity, social justice, awareness and affordability for basic rights in the society, the Company has identified the following areas for the well-being of people, providing employment potential to them, and preserving the environment:

- Promoting healthcare, especially amongst children, women, elderly and other weaker sections of the society
- Promoting education/literacy enhancement
- Skill development for enhancing employment and livelihood
- Environment protection and sustainability
- Engagement in technology and innovation

Highlights of the CSR Initiatives undertaken during FY 20:

#### 1) Healthcare

##### Triveni Turbines Preventive Health Programme (Triveni Turbines PHP) for Females

The Company identified, as part of its CSR plan, a project focussed on preventing diseases, such as osteoporosis, breast cancer, cancer of the cervix and ovary, anaemia of various types, and on promoting healthcare in women, especially of the lower socio-economic strata. Under this project, the Company provided free investigations and medical advice/consultation to women. The programme contributed significantly to increasing the awareness level of women towards health issues and the need for timely prevention.

### Protecting the Girl Child from Cervical Cancer

The Company provided vaccination to girls, especially of the lower socio-economic strata, in the age group 9-14 years, to protect them from Cervical Cancer. Nearly 1,32,000 women in India suffer from Cervical Cancer and nearly 74,000 of these die each year, but this can be easily prevented through vaccination given at an appropriate age. The programme was successful as, apart from vaccination, it helped in creating awareness among the parents and girls about the potential threat and need for prevention.

### New Born Screening Programme

New born babies, especially from the economically weaker section of the society, were screened under the New Born Screening (NBS) Programme for Thyroid profile, CAH, G6PD, Hearing test. In India, New Born Screening is seen detecting two major diseases among babies. Congenital Hypothyroidism (CH) is being found in 2 out of 1,000 babies in the country, followed by G6PD deficiency, found among 8.6% of India's total population. NBS is done to find out if a baby is at a higher risk of a disorder for which early treatment or management can prevent intellectual disability, physical disability or even death. By treating these conditions, damages like mental retardation, thyroid issues, autism and sudden death can be reversed.

## 2) Education and Women Empowerment Support to Nursing School

As part of the CSR projects relating to promotion of education and women empowerment, the Company

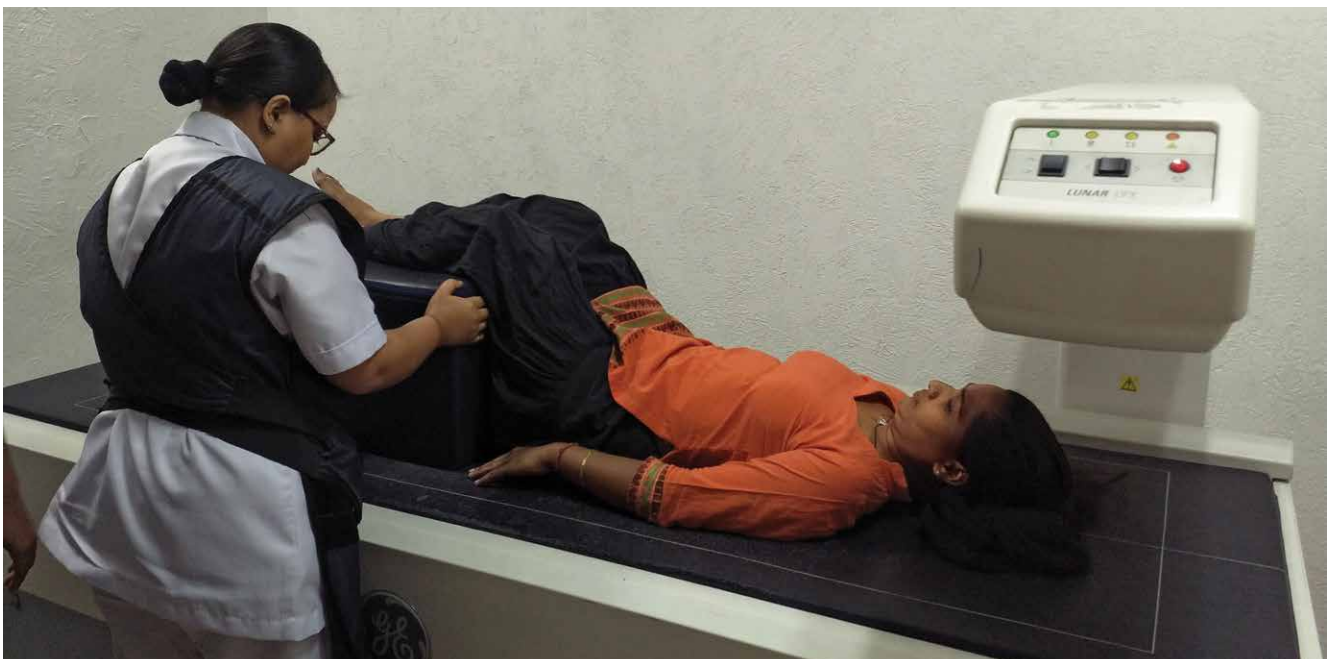
provided financial support to the Nursing School of a hospital to improve teaching standards. It provided scholarships to good performers and deserving students, especially from the economically weaker section of the society.

### Other Educational Initiatives

Under its sponsorship for education and training programmes for differently-abled students, the Company provided financial support for the development of the infrastructure of schools. It also provided financial support to the Government Model Primary Schools in Peenya and Sompura, located near its factories, to help them run pre-nursery schools for under-privileged children of their respective areas. A total of more than 500 students benefited from these initiatives. In addition, the Company also provided IT facilities and furniture to improve the basic infrastructure of these schools.

### India- Israel Master-Class Series on emerging technologies

The Company provided financial support to a Centre, which is a non-partisan and non-profit organisation that focusses on value-based leadership development and open dialogue on important issues facing the Indian society, to help its transformation. This Centre connected Indian students from universities and colleges with experts from Israeli academic institutions, companies and entrepreneurs, to understand contemporary trends and dynamics in the global technology front through webinars.







### 3) Environment Sustainability

#### **Water tool Applications for Sustainable Solutions, Enhanced capacities, and Renewal (WASSER)**

Water continues to grow as a priority area for India and Indian business in a scenario where there is an increased variability in water availability and the resource quality is deteriorating. To facilitate appropriate decision-making amongst diverse stakeholders on water, it is important to integrate data, tools and water networks into a comprehensive, simple-to-use system that can readily be used by Industry, Government and diverse stakeholders such as farmers, utilities and community at large; and also to enhance awareness and disseminate knowledge amongst various stakeholders on the tools to enhance improve the water security of an area.

It is in this context that the project WASSER was undertaken in association with an implementation agency with an intent to develop state-of-the-art tools and world-class techniques meeting international standards. The project was aimed at raising awareness, building capacities of diverse stakeholders on usage of innovative methods, and enabling appropriate decision-making for water resource planning in India.

#### **Skill Development Intervention for Industry towards Environmental Sustainability for Operating Renewable Energy Plants**

The Company conducted skill development programmes focussing on environment sustainability for operating renewable energy/biomass/co-generation power plants, as part of its CSR initiative under environment sustainability. The goal of the programme was to enable the industry to achieve operational excellence by reducing the carbon footprint and create an eco-system of environmentally sustainable organisations that contribute as much to the environment as they do to the economic progress of the country.

### 4) Technology and Innovation

The Company encourages and supports technological developments undertaken by various reputed technological institutes of national importance. As part of a long-term project, the Company continued, during the year, to provide financial support to the Indian Institute of Science, Bangalore, for development of waste heat recovery power plant, applying new and cost effective technology for which the Institute is currently conducting research in its laboratory.

## Financial Review

The financial results of the Company for the financial year 2019-20 compared with the previous year are summarised hereunder:

(₹ in Million)			
Description	FY 20	FY 19	Change %
Revenue from operations (gross)	8,099.0	8287.9	(2.3)
Other Income	218.4	161.8	35.0
EBITDA	1,655.9	1569.2	5.5
EBITDA Margin	20.4%	18.9%	
Depreciation & Amortisation	200.8	201.0	(0.1)
PBIT	1,455.1	1368.2	6.4
PBIT Margin	18.0%	16.5%	
Finance Cost	33.3	11.2	197.3
PBT	1,421.7	1357.0	4.8
PBT Margin	17.6%	16.4%	
PAT	1,100.6	875.4	25.7
PAT Margin	13.6%	10.6%	
Other Comprehensive Income (net of Tax)	(81.4)	44.0	(285.0)
Total Comprehensive Income	1,019.2	919.4	10.9

The aforesaid summarised financial results are based on the standalone financial statements which have been prepared in accordance with Indian Accounting Standards (Ind AS) notified under the Companies Act, 2013 ("the Act") and other relevant provisions of the Act.

During the year, the Company adopted Ind AS 116 "Leases" using modified retrospective method. The adoption of this standard did not have any material impact on the profit of year ended March 31, 2020.

### Financial Performance

Revenue from Operations is marginally lower than previous year by 2.3%. The financial performance of the Company started impacting from the 4th quarter of the year. COVID-19 pandemic has severely impacted the world economy, particularly from the beginning of the year 2020, including India. The operations of the Company are also impacted, particularly during the lockdown period as both the factories and all sales and service offices were closed. Due to logistics bottlenecks, closure of customers' site and suspension of travel, there was an impact on sales and profits. Further, slowdown in domestic economy, particularly in later part of the year, has also impacted domestic sales.

In terms of profitability, the performance is better than previous year due to on-going value engineering and various supply

chain initiatives taken during the year. The Company is focussed to develop upgraded efficient models with cost optimisation and launched some for these models in current year which improved the margins. Efficiency in conversion cost is also achieved during the year.

The working capital of the Company improved compared to previous year as a result of which liquidity was comfortable. The Company continues to remain debt free, barring loans for vehicles.

### Revenue from Operations

Revenue from both Product and Aftermarket sales has come down by 0.4% and 8.3% respectively for the reasons as stated above. The revenue in Product as well as in Aftermarket Sales segment is shown below:

(₹ in Million)			
Description	FY 20	FY 19	Change %
Product Sales	6,283.8	6,307.7	(0.4)
% to Total Sales	77.6%	76.1%	
Aftermarket Sales	1,815.2	1,980.2	(8.3)
% to Total Sales	22.4%	23.9%	
Total Sales	8,099.0	8,287.9	(2.3)

Certain export consignments were struck up in the port towards end of the year due to lockdown and non-availability of vessels. Even, after market revenues were impacted as several customers could not arrange payments before the year end, mainly due to covid 19 pandemic. Due to these reasons, the Company has lost revenues of at least ₹ 500 million during the year for which goods were ready.

During the year, the exports were almost flat, but there was a dip was in domestic market, mainly due to slow down in Indian economy. The percentage change in sales mix of Domestic and Exports is shown in table below:

(₹ in Million)			
Description	FY 20	FY 19	Change %
Export	3,841.5	3,827.9	0.4
% to Total Sales	47.4%	46.2%	
Domestic	4,257.5	4,460.0	(4.5)
% to Total Sales	52.6%	53.8%	
Total Sales	8,099.0	8,287.9	(2.3)

### Other Income

Other Income has increased by 35.0% over previous year. The increase is mainly due to dividend income received from the Company's wholly owned foreign subsidiary, Triveni Turbines Europe Pvt Ltd., UK, amounting to ₹ 65 Million. Further, the Company has earned higher income from investment from various mutual fund schemes and bank fixed deposits over previous year, as surplus fund from operation increased.

## Expenses

### Raw Material consumption

(₹ in Million)

Description	FY 20	FY 19	Change %
Raw material consumption and change in inventories	4,401.8	4,656.6	-5.5
Percentage of sales	54.3%	56.2%	

Decrease in Raw Material cost by 5.5% over previous year is a combined effect of lower sales by 2.3% and reduction in material costs arising from various value engineering and supply chain initiatives taken by the Company. The Company has long term relationship with major and minor vendors and have well established pricing policy. This helps for consistent quality, on time deliveries and price. The Company is constantly focussing to deliver turbines at competitive price with improved efficiency.

### Personnel cost, Other Expenses and Depreciation

(₹ in Million)

Description	FY 20	FY 19	Change %
Employee cost	943.9	911.7	3.5%
% to Total Sales	11.7%	11.0%	
Other Expenses	1,271.1	1,307.8	(2.8%)
% to Total Sales	15.7%	15.8%	
Depreciation & Amortisation	200.8	201.0	(0.1%)
% to Total Sales	2.5%	2.4%	

### Employee Cost

The increase in employee cost is due to annual increment as per Company's policy. However, there is reduction in number of employees during the year, which partially offset effect of annual increment. The industrial relations were cordial.

### Other Expenses

Other expenses include manufacturing expenses, administrative expenses and selling expenses. Manufacturing expenses such as Store, Spares and Tools consumed and Power & fuel etc. are semi-variable in nature. Due to improvement in manufacturing process, the manufacturing cost was significantly lower in the current year over previous year. There is no significant variation over previous year in other administrative expenses except that certain provisions were made for expected future cost of warranty and receivables as per Company's accounting policy. Selling expenses are also lower than last year in view of logistic and other cost savings. Over all, there was 2.8% savings in Other Expenses over previous year.

## Depreciation and Amortisation

There are no material changes in depreciation and Amortisation expenses as compared to previous year.

### Balance Sheet

Major items, including where significant changes have taken place during the year are being explained hereunder:

### Non-Current Assets

Property, Plant and Equipment (PPE), Capital work in progress & Intangible assets

There is no major investment in Plant and Machinery or civil work made during the year. However, due to adoption of Ind AS 116 "Leases", the Company has created Right of Use assets of ₹ 34.0 Million under PPE.

Capital work in progress mainly includes extension of a civil structure work in Somapura plant to provide enhanced facility of testing of turbines. This will be completed by the second quarter of next year.

### Non-current investment

This represents investment in wholly owned foreign subsidiary and joint venture in India. There is no further investment during the year. The accumulated profits of joint venture, under equity method of accounting, are included under this head.

### Current Assets

#### Inventories

Inventory has significantly decreased by ₹ 442.7 million over previous year. The decrease is mainly in raw material and component by ₹ 254.8 million as a result of planned efforts to optimise working capital structure. Similarly, Work-in-Progress was also decreased by ₹ 143.1 million due to improvement in production planning. This has resulted in improvement of inventory turnover ratio and cash inflows. The Company improved its strategy of Procedure to Pay inventory management system and are being monitored on regular basis for ensuring its effectiveness and minimum lead time.

#### Trade Receivables (Current)

Trade Receivables have decreased by ₹ 517.5 million over previous year due to improved realisation of dues. About 26% of Trade receivables is secured against Letter of Credit and about 30% is contractually not due. There remaining receivables are considered to be good and appropriate provisions are made, whenever considered doubtful.

### Other financial assets

Other financial assets have decreased by ₹ 103.6 million over previous year. This is due to adjustment of MTM gain on derivatives financial instruments i.e. forward contract of ₹ 100.9 million against the sales in current year in compliance with hedge accounting policy of the Company. As on March 31, 2020, MTML loss on forward contract of ₹ 60.4 million has been shown under other financial liability.

### Other current assets

Other current assets have increased by ₹ 144.4 million over previous year. Increase in other current assets is mainly due to higher GST input tax credit of ₹ 132.21 million receivable from GST authorities as compared to previous year. There are certain delays in obtaining GST refunds on exports from Customs Department, which the Company has taken up with the authorities for fast resolution. All other items under this head, including Export Incentive receivables from DGFT and advance paid to vendors etc. are normal in nature and fully recoverable.

### Non-Current Liabilities

These mainly comprise deferred tax liabilities (net) and certain long term provisions towards employee benefits as mandated by relevant provisions of Ind AS, warranty etc. which are made in normal course of business.

### Current Liabilities

Current liabilities mainly consist of Trade Payable for purchase of goods and services and Advances from Customers. Trade Payable has decreased to ₹ 637.3 million from ₹ 1,188.1 million in view of reduction of purchases in a planned manner to bring down inventory and increase in cash flows.

The other major components of Current Liabilities are Advances from Customers which increased by ₹ 289.5 million over previous year.

### Consolidated Financial Statements

Consolidated financial statements have been prepared consolidating the results of a wholly owned foreign subsidiary, Triveni Turbines Europe Pvt. Ltd. (TTEPL), UK, its step down subsidiary, Triveni Turbines DMCC (TTDMCC), Dubai and Triveni Turbines Africa (Pty) Ltd (TTAPL). The Consolidation is made by adding line by line items complying relevant provisions of Ind AS. In addition, the Company has a domestic subsidiary company namely GE Triveni Ltd. (GETL) which, in accordance with Ind AS, been considered as a Joint Venture and accordingly accounted by using equity method for preparation of consolidated financial statements.

Headline figures for consolidated financial statements duly compared with standalone are provided here under:

(₹ in Million)

	Financial Statements	
	Consolidated	Standalone
1. Revenue from operations (gross)	8,178.7	8,099.0
2. Profit before tax	1,468.5	1,421.7
3. Share of income of joint venture	90.9	-
4. Profit after tax	1,217.8	1100.6

### Risk Management and Internal Financial Control System

The Company has in place a robust risk management framework which is aligned with ISO 31000. The Enterprise Risk Management (ERM) system of the Company supports the organisation's objectives by addressing the full spectrum of its risks and managing the impact of those risks individually or combined, as an inter-related risk portfolio. The ERM system aims to develop a 'Risk Intelligent Culture' within the Company to encourage risk-informed business decision-making, as well as resilience to adverse environment. It also seeks to create awareness of opportunities in order to enhance the long-term stakeholder value.

The Risk Management Policy is the core of the ERM system, and is reviewed and approved by the Board. The risk management culture has grown and been developed in line with the Company's core objectives, and also reflects its level of awareness and cautious approach on opportunities and threats. This Policy provides guidance for the management of various business risks, encompassing strategic risks, emerging risks and operational risks across the organisation. It focusses on ensuring that the risks are identified, evaluated and treated within a given time-frame on a regular basis, covering all the key functions of the Company.

The Risk Management Policy lays down the guiding principles and policies, as well as a risk organisation structure for implementation and review. Pursuant to its Risk Management Policy, the Company presents an enterprise-wide approach to ensure that key aspects of risks that have an enterprise-wide impact are considered and contained in its conduct of business. This Policy document also serves as a guideline for respective components of risks which resonate uniformly across the Company.

The sudden outbreak of COVID-19 has brought unprecedented threat to human life and lockdown of economic activity across the world. The Company has implemented a short-term continuity plan, taking into consideration regulatory guidelines and employee safety with sustainability of operations. Being in the capital goods market, and supporting various core industrial segments both in domestic and international space, market risks are well diversified and thus mitigated even amid the current economic disruption resulting from the pandemic.

In addition, the Company is responsible for design and implementation of sound Internal Financial Controls over Financial Reporting. The Company has laid down the

necessary procedure for the same, and periodically assesses its operational effectiveness by conducting reviews of various Risk Control Matrices. The Control System, and review thereof, provides reasonable assurance that the business is operating in an orderly and efficient manner, including adherence to the Company's policies, safeguarding assets, and prevention and detection of frauds and errors, if any, along with accuracy and completeness of accounting records and timely preparation of financial information. These are achieved through Delegation of Authority, Policies and Procedures, and other specifically designed controls, and their effectiveness is tested regularly as per the well laid out mechanism and through external agencies.

# Directors' Report

Your Directors have pleasure in presenting the 25<sup>th</sup> Annual Report and audited financial statements for the financial year ended March 31, 2020.

## Financial Results

(₹ In millions)

	Consolidated		Standalone	
	2019-20	2018-19	2019-20	2018-19
Revenue from operations (Gross)	8,178.68	8,399.87	8,098.99	8,287.89
Operating Profit (EBITDA)	1,702.88	1,674.54	1,655.93	1,569.17
Finance Cost	33.33	11.23	33.33	11.23
Depreciation and Amortisation	201.07	201.24	200.83	200.98
Profit before share of profit/loss of joint venture	1,468.48	1,462.07	1,421.77	1,356.96
Share of net profit/loss of joint venture accounted for using the equity method	90.95	31.69	-	-
Profit before exceptional items and tax	1,559.43	1,493.76	1,421.77	1,356.96
Exceptional Items	-	-	-	-
Profit before Tax (PBT)	1,559.43	1,493.76	1,421.77	1,356.96
Tax Expenses	341.65	491.51	321.17	481.55
Profit after Tax (PAT)	1,217.78	1,002.25	1,100.60	875.41
Other Comprehensive income (net of tax)	-68.33	41.93	-81.40	44.01
Total Comprehensive income	1,149.45	1,044.18	1,019.20	919.42
Earning per equity share of ₹ 1 each (in ₹)	3.77	3.05	3.40	2.66
Retained earnings brought forward	3,933.20	3,322.00	3,748.63	3,264.29
Appropriation:				
- Equity dividend (including dividend distribution tax)	181.53	218.80	181.53	218.80
- Transfer to Capital Redemption reserve	-	6.67	-	6.67
- Amount Utilised on account of Buy-back of Shares (including buy back expenses)	-	162.23	-	162.23
Retained earnings carried forward	4,964.09	3,933.20	4,662.46	3,748.63

No material changes and commitments affecting the financial position of the Company have occurred between the end of the financial year of the Company to which these financial statements relate and the date of this report.

## Business Operations

The global market witnessed increasing growth trend in both domestic and international markets in calendar year 2019. Despite pricing challenges in the domestic market, the company managed to retain its dominance presence under intense competition. Even with a subdued supply-demand power scenario due to the global macro-economic situation, uncertainties on account of Brexit, and other geo political tensions, the Company could maintain its order booking in the international market for most of the year.

In addition to existing challenges, global trade is forecast to decline sharply at least through the first half of FY 2021, due to the effect of COVID-19 pandemic. The strong enquiry pipeline

however augurs well for the Company and may result in increased order booking in the second half of FY 2021.

With the introduction of improved compact reaction series models, we are confident of better penetration in the energy driven markets of Europe, America's and Asia. The new technology developments, along with our strategic plans to adapt to the new business scenario, are key in providing customers with the most efficient products and services and at a competitive cost.

The Company continues its thrust on the aftermarket sector for enhanced customer engagement and satisfaction. We target Triveni Turbines and those manufactured by other OEMs for efficiency improvement projects and this is generating good sales opportunities. The Company is taking rapid steps to leverage technology and improve digitization. A remote monitoring solution "Triveni touch", has been specially developed for our turbines.

The domestic aftermarket showed good traction during the first three quarters and the financial year had a modest growth of 5%. The scenario in export markets was less encouraging. Sanctions, and the suspension of economic relations with a neighbor, adversely affected the performance of this vertical as compared with the previous financial year. Overall export market performance was adversely affected and the Company saw a drop in revenues over the previous year.

Product and aftermarket order booking and sales growth in FY 2020 was affected in the last quarter due to lockdown created by COVID 19. Several measures have been undertaken to strengthen the sales organization and these are expected to yield positive results after international travel restrictions are relaxed.

A good improvement in operational cost has been achieved due to various value engineering and supply chain initiatives. Cash flows from business operations has improved and the liquidity position is strong.

### Impact of COVID-19

COVID-19 pandemic has severely impacted the world economy including India. Operations of the Company were also impacted, particularly during the lockdown period as both manufacturing units and sales & service offices were closed from March 24, 2020. Logistic bottlenecks, closure of customers' sites, suspension of travel and disruption in our supply chain network had an impact on dispatches and order booking. The Company resumed operation in a phased manner from third week of April 2020 and has been following government guidelines issued from time to time.

Based on the current situation, the Company would witness a decline in revenues and order booking during FY 21. Decline in revenue is estimated to be in the range of 10 to 15% over FY 20. The Company will continue to monitor any material changes to future economic condition.

Safety of our employees is paramount. Apart from working from home, wherever feasible, we are complying with all the prescribed guidelines relating to basic preventive measures in respect of employees and visitors, cleaning and sanitisation of offices, curtailing non-essential travel and dealing with any suspect cases. A cross-functional task force has been formed which constantly reviews the situation to ensure we are prepared for all eventualities and that measures are being implemented to keep employees safe at all times. All the office areas are disinfected and sanitized on frequent basis as per the SOP. Employees are alerted about various safety measures through e mails and awareness sessions.

Since majority of supply is procured domestically, the availability of raw material and components is not a major constraint. The

Company supported all MSME suppliers with timely payments even during full lockdown. The delays of certain critical items by the vendors due to lockdown related crisis at their end may affect the delivery schedule of our final product. The Company is having sufficient liquidity. Trade receivables are continued to be collected even during lockdown. The Company doesn't expect any impairment of receivables or inventory due to Covid 19. It is an unprecedented situation which needs to be managed with positivity, hope and resilience.

### Dividend

Pursuant to the requirements of the regulation 43A of SEBI (Listing Obligations and Disclosure Requirements) Regulations, 2015 ("Listing Regulations"), the Company has adopted a Dividend Distribution Policy. This Policy is uploaded on website of the Company and can be accessed at <http://www.triveniturbines.com/key-policies>.

The Board has in its meeting held on November 06, 2019 declared an Interim dividend of 50% (₹ 0.50 per equity share) and has not recommended any final dividend for the FY 20. Accordingly, the interim dividend already paid to the shareholders shall be considered as the final dividend for the FY 20. The total outgo on account of equity dividend is ₹ 181.53 million including dividend distribution tax.

### Subsidiaries/Joint Ventures

The Company has a wholly owned foreign subsidiary, namely, Triveni Turbines Europe Pvt. Ltd. (TTEPL), UK, two step-down foreign subsidiaries, namely, Triveni Turbines DMCC (TTDMCC), Dubai (wholly owned subsidiary of TTEPL) and Triveni Turbines Africa (Pty) Ltd. (TTAPL), South Africa, (wholly owned subsidiary of TTDMCC). The wholly owned foreign subsidiaries have performed satisfactorily during the year. All the subsidiaries are profitable and are able to generate business on its own and also for the parent Company. TTDMCC is now made the hub of International business for the group because of geographical advantages and is expected to accelerate and drive future growth. It has established itself and has become a known player in the customer care segment, besides focusing on Product business. The foreign subsidiaries, particularly TTDMCC and TTAPL, by now are geared up to provide strong marketing support for Products and Customer care business.

The subsidiary in UK, TTEPL has declared dividend during the year and paid to the Company GBP 0.7 million.

The Company has a domestic subsidiary (considered as a Joint Venture for the purposes of consolidated financial statements), namely, GE Triveni Ltd (GETL). GETL is a joint venture Company with D I Netherland BV, affiliate of GE and is engaged in the design, supply and service of advanced technology steam turbine generator sets, with generating capacity in the range above 30-100 MW. The flange to flange turbine is manufactured

cost competitively at TTL's world class facilities located at Peenya and Somapura in Bengaluru. The complete project is executed by GETL in accordance with GE's manufacturing, quality and supply chain standards and processes, which include certification of suppliers, adherence to environment and health concerns, and other ethical requirements. The profit before tax for the year was ₹ 175 million as against ₹ 128 million in previous year.

During the year, the Company filed a petition on June 10, 2019 under the provisions of Section 241, 242, 244 of the Companies Act, 2013 before National Company Law Tribunal, Bengaluru ("NCLT"), seeking specific reliefs to bring to an end the matters of oppression and mismanagement in the joint venture company viz GETL by General Electric Company and its affiliates (GE). The grounds on which the Company was constrained to file the petition were certain actions of GE which were oppressive, fraudulent, prejudicial, harsh and burdensome to the interest of GETL including but not limited to lack of probity, diversion of business, violation of non-compete, conflict of interest by GE employees/nominee directors etc. Instead of submitting its objections on merits to the said Company Petition, two of GE Affiliates filed applications before the NCLT, praying to refer the dispute raised in Company Petition to arbitration. The matter is now pending adjudication before the NCLT, Bengaluru.

D I Netherland BV, affiliate of GE and Joint Venture partner in GETL, invoked separate arbitration proceedings before Arbitration Tribunal under the UNCITRAL Arbitration Rules, 1976 in United Kingdom and filed a statement of claim on June 1, 2020, alleging violation of certain terms of the JV Agreement by the Company. The claims made are based on estimation and amounts are not quantified with precision. The Company firmly believes that the allegations raised are unsubstantiated, untenable, and unsustainable. The Company will submit its defence and counter claim, if any in the due course.

During the year, no Company became or ceased to be your Company's subsidiary, joint venture or associate. As required under the provisions of Section 129 of the Companies Act, 2013 read with Companies (Accounts) Rules, 2013, a statement containing salient features of the financial statements of subsidiaries/joint ventures is provided in the prescribed format AOC-1 as **Annexure A** to the Board's Report.

### Consolidated Financial Statements

In compliance with the provisions of Companies Act 2013 and Indian Accounting Standards (Ind AS) as specified in Section 133 of the Companies Act, 2013 and Regulation 34 of the Listing Regulations read with other applicable provisions, your Directors have attached the Consolidated Financial Statements of the Company for financial year ended March 31, 2020, prepared in accordance with the applicable Ind AS, which form a part of the Annual Report.

The financial statements including consolidated financial statements and the accounts of each of the subsidiary are available on the Company's website [www.triveniturbines.com](http://www.triveniturbines.com). These documents will be made available for inspection at the Registered Office of the Company during business hours.

### Directors' Responsibility Statement

Pursuant to Section 134(5) of the Companies Act, 2013, your directors confirm that:

- a) In the preparation of the annual accounts for the financial year ended March 31, 2020, the applicable accounting standards have been followed and there are no material departures;
- b) The directors have selected such accounting policies and applied them consistently and made judgments and estimates that are reasonable and prudent so as to give a true and fair view of the state of affairs of the Company at the end of the financial year and of the profit of the Company for that period;
- c) The directors have taken proper and sufficient care for the maintenance of adequate accounting records in accordance with the provisions of the Companies Act, 2013 for safeguarding the assets of the Company and for preventing and detecting fraud and other irregularities;
- d) The directors have prepared the annual accounts on a 'going concern' basis;
- e) The directors have laid down internal financial controls to be followed by the Company and that such internal financial controls are adequate and are operating effectively; and
- f) The directors have devised proper systems to ensure compliance with the provisions of all applicable laws and that such systems are adequate and operating effectively.

### Corporate Governance

In accordance with Listing Regulations, a separate report on corporate Governance is given in **Annexure B** along with the Auditors' Certificate on its compliance in **Annexure C** to the Board's Report. The Auditors' Certificate does not contain any qualification, reservation and adverse remark.

### Related Party Transactions

The Company has formulated a Related Party Transactions Policy which has been uploaded on its website at <http://www.triveniturbines.com/key-policies>. It is the endeavour of the Company to enter into related party transaction on commercial and arms' length basis with a view to optimise the overall resources of the group.

All transactions entered into with related parties during the year were in the ordinary course of business of the Company and



at arms-length basis. The Company had not entered into any contract/arrangement/transaction with related parties which could be considered material in accordance with the policy of the Company on the materiality of related party transactions. Form AOC-2 is not attached with this Report as there was no such related party transaction for which disclosure in terms of Section 134(3)(h) of the Companies Act, 2013 read with Rule 8(2) of the Companies (Accounts) Rules, 2014 is required.

### **Risk Management Policy and Internal Financial Controls**

The Company follows a risk management policy, the objective of which is to lay down a structured framework and system to identify potential threats to the organisation and likelihood of their occurrences with a view to formulate effective mitigation with a clear accountability and ownership. It is the endeavour of the Company to devise processes and controls to improve the overall risk profile of the Company. The risk policy aims at controlling and minimising the risks through effective mitigation measures, internal controls and by defining risk limits and parameters.

Pursuant to the risk management policy, the Company has instituted a comprehensive risk management framework. Detailed identification of risks is carried out along with categorisation thereof based on severity of impact on the organisation, including on its reputation. Such categorisation gives highest weightage to the risks which have the potential to threaten the existence of the Company. The Board of Directors has constituted Risk Management Committee, who oversees the risk management activities in the Company. At the operational level, the heads of each business functions owns the risks, reviews on regular intervals to plan and execute the risk mitigation aspects in a structured manner. The Chief Risk Officer coordinates the entire function and executes the decision of Risk Management Committee. The risk management policy and framework are reviewed regularly to assess and maintain its effectiveness and relevance.

As required under Section 134 (5) (e) of Companies Act, 2013 and integrated with the risk management framework, Internal Financial Controls System has been laid out which comprehensively deals with and elaborates financial controls, financial reporting and timely preparation of reliable financial statements. Additionally, clearly defined delegation of authority, policies and procedures for efficient conduct of the business, operating and financial controls have been put in place to safeguard the assets, to identify and minimise leakages and wastages, and to detect and prevent frauds and errors. There is an inbuilt mechanism through self-certification, periodic testing and internal audit to ensure that all controls are working effectively.

### **Directors and Key Managerial Personnel (KMP)**

As per the provisions of the Companies Act, 2013 (Act), Mr. Tarun Sawhney (DIN: 00382878) will retire by rotation at the ensuing Annual General Meeting (AGM) of the Company and being eligible, seeks re-appointment. The Board has recommended his re-appointment.

The Board of Directors, on recommendation of the Nomination & Remuneration Committee, re-appointed Mr. Arun Prabhakar Mote (DIN: 01961162) as Whole-time Director (designated as "Executive Director") of the Company for a period of three (3) years with effect from November 1, 2019 which was approved by the shareholders vide special resolution passed at the 24th Annual General meeting.

Mr. Shekhar Datta and Dr. (Mrs.) Vasantha S Bharucha Independent Directors ceased to be Directors of the Company w.e.f April 1, 2020 on expiry of their term on March 31, 2020. The Board places on record its sincere appreciation for the valuable guidance provided by both these directors during their tenure as Directors of the Company.

The Company has received declarations of Independence in terms of Section 149 of the Act and also under the Listing Regulations from all the Independent Directors. As required under the provisions of Section 203 of the Act, the Key Managerial Personnel, namely, Chairman & Managing Director, Vice Chairman & Managing Director, Executive Director, Executive Vice President & CFO and Company Secretary continue to hold that office as on the date of this report.

### **Employees Stock Option**

There are no outstanding stock options and no stock options were either issued or allotted during the year.

### **Auditors**

#### **Statutory Auditors**

M/s Walker Chandio & Co LLP (ICAI Firm Registration No. 001076N)/N500013 (WCC), were appointed as Statutory Auditors of the Company at the 22<sup>nd</sup> AGM to hold office for a period of five consecutive years from the conclusion of that AGM until the conclusion of 27<sup>th</sup> AGM of the Company to be held in the year 2022.

The Auditors report for FY 20 does not contain any qualification, reservation or adverse remark. Further pursuant to section 143(12) of the Act, the Statutory auditors of the Company have not reported any instances of fraud committed in the Company by its officers or employees, the details of which would need to be mentioned in the Board's Report.

#### **Cost Auditor**

In terms of the provisions of Section 148 of the Companies Act, 2013 read with the Companies (Audit and Auditors) Rules,

2014 and the Companies (Cost Records and Audit) Rules, 2014 duly amended, cost audit is applicable to the Company for the FY 20. The Company has been maintaining cost accounts and records in respect of applicable products. M/s J.H & Associates, Cost Accountants, Bengaluru have been appointed as the Cost Auditors to conduct the cost audit of your Company for the FY 21. The Board recommends the ratification of the remuneration to the Cost Auditors.

### Secretarial Auditor

In terms of Section 204 of the Companies Act, 2013 read with the Companies (Appointment and Remuneration of Managerial Personnel) Rules, 2014, the Board appointed M/s Sanjay Grover & Associates, a firm of Company Secretaries in practice to undertake the Secretarial Audit of the Company for FY 20. The report on secretarial audit is annexed as **Annexure D** to the Board's Report. The report does not contain any qualification, reservation or adverse remark.

### Corporate Social Responsibility (CSR)

A CSR policy was formulated by the CSR committee which, on its recommendation, was approved by the Board. The CSR Policy is available on the Company's website at <http://www.triveniturbines.com/key-policies>. The composition of CSR Committee and Annual Report on CSR Activities during FY 20 as approved by the CSR Committee is provided in **Annexure E** to the Board's Report.

### Audit Committee

The composition of Audit Committee is provided in the Corporate Governance Report that forms part of this Annual Report.

### Vigil Mechanism

The Company has established a vigil mechanism through a Whistle Blower Policy and through the Audit Committee, it oversees genuine concerns expressed by the employees and other Directors. The Company has also provided adequate safeguards against victimisation of employees and Directors, who may express their concerns pursuant to this policy. The Company has also provided a direct access to the Chairman of the Audit Committee on reporting issues concerning the interests of the employees and the Company. The policy is uploaded on the website of the Company at <http://www.triveniturbines.com/key-policies>.

### Disclosure under the Sexual harassment of Women at Workplace (Prevention, Prohibition and Redressal) Act 2013

The Company has in place an Anti-Sexual Harassment policy in line with the requirements of sexual harassment of women at Work place (Prevention, Prohibition and Redressal) Act 2013. The Internal Complaint Committee (ICC) has been setup to redress complaints received regarding sexual harassment. During the period under review, no complaint was received by the ICC.

### Board Meetings

During the year, four Board Meetings were held, the details of which are given in the Corporate Governance Report that forms part of the Board's Report. The maximum interval between the two meetings did not exceed 120 days as prescribed in the Companies Act, 2013 and the Listing Regulations.

### Particulars of loans, guarantees or investments made under Section 186 of the Companies Act, 2013

Note 5 of the Standalone financial statements of the Company contained in the Annual report provides the particulars of the investments made by the company in the securities of other bodies corporate. The Company has not given any loans or given any guarantee or provided any security in connection with a loan to any body corporate or a person.

### Conservation of energy, technology absorption, foreign exchange earnings and outgo

The particulars required under Section 134(3) (m) of the Companies Act, 2013 read with the relevant rules are provided in **Annexure F** to the Board's Report.

### Particulars of Employees

The information as required under Section 197 of the Companies Act, 2013 read with Rule 5(1) of the Companies (Appointment and Remuneration of Managerial Personnel) Rules, 2014 is provided in **Annexure G** to the Board's Report. The particulars of employees drawing remuneration in excess of limits set out in the Rule 5(2) of Companies (Appointment and Remuneration of Managerial Personnel) Rules, 2014 are provided in **Annexure H** to the Board's Report. However, as per the provisions of Section 136 of the Companies Act, 2013, the annual report is being sent to all the members of the Company excluding the aforesaid information. The said information is available for inspection by the members at the registered office of the Company up to the date of the ensuing Annual General Meeting. Any member interested in obtaining such particulars may write to the Company Secretary at the registered office of the Company.

### Management's Discussion and Analysis

In terms of provisions of Regulation 34 of the Listing Regulations, the Management's discussion and analysis is set out in this Annual Report.

### Business Responsibility Report

The Listing Regulations mandate top 1000 listed entities based on the market capitalisation as on March 31, 2020, the inclusion of the Business Responsibility Report as part of the Directors Report of the Company. The report in the prescribed form is annexed as **Annexure I** to the Board Report.

### Secretarial Standards

The Company has devised proper systems to ensure compliance with the provisions of all applicable Secretarial Standards

issued by the Institute of Company Secretaries of India and that such systems are adequate and operating effectively.

### Deposits

The Company has not accepted any public deposits under Section 73 of the Companies Act, 2013.

### Extracts of Annual Return

Pursuant to section 92(3) of the Companies Act, 2013 and Rule 12(1) of the Companies (Management and Administration) Rules, 2014, a copy of the Annual Return of the Company in the prescribed format is attached as **Annexure J** to the Board Report. The Annual Return for the financial year 2019-20 is also available on the Company's website at [www.triveniturbines.com](http://www.triveniturbines.com).

### Significant and material orders

There are no significant and material orders passed by regulators or courts or tribunals impacting the going concern status and Company's operations in future.

### Human Resources

The Company believes that the people energise and make the organization successful. We aim to enhance organization capability and vitality through our HR Philosophy and Processes. The Company operates in a niche engineering segment and competes with global brands. The Company has a highly trained and motivated team to carry out continuous product improvement, nurture and develop new technologies and provide value proposition to its customers.

The Company believes that achieving growth objective depends largely upon continuous learning and development. To achieve this, an in-house state of the art Learning Centre has been set up. The learning centre is aimed at imparting focused learning on Product and enhancement of competencies in technical, managerial and leadership. Curated training programs are created for customer care engineers to ensure they are abreast of the latest development in the company and across the world.

The Company regularly recruits Trainees (GET/DETs) from the reputed engineering colleges and develops them through 2-year structured training program. Development Program for Trainees include classroom and on-the-job training at our manufacturing facilities and customer sites. Besides trainees, workmen and managerial staff are provided skill-based training on a continuous basis. During the year, the total man-days training provided is higher than the previous year. During the current year we achieved 10 man-days training per employee.

The Company has a robust and effective performance management system. This enables the Company to identify and nurture talents, provide personal growth and job enrichment for

retention, reward for their performance and achievements. HR initiatives have ensured that the attrition is low and employee longevity is better than the industry levels.

### Policy on Directors' appointment and remuneration

The policy of the Company on the appointment and remuneration of the directors as approved by the Board, including criteria for determining qualifications, positive attributes, independence of a director and other matters provided under sub-section (3) of Section 178 of the Companies Act, 2013, is uploaded on the website of the Company at <http://www.triveniturbines.com/key-policies>. There has been no change in the policy since the last fiscal year and the remuneration paid to the directors is as per the terms laid out in the policy.

### Board Evaluation Mechanism

Pursuant to the provisions of Companies Act 2013 and the Listing Regulations, the Board has carried out annual performance evaluation of its own performance, those of directors individually as well as evaluation of its committees. The evaluation criteria as defined in the Nomination and Remuneration Policy of the Company covered various aspects of Board such as composition, performance of specific duties, obligations and governance.

The performance of individual directors was evaluated on parameters, such as number of meetings attended, contribution made in the discussions, contribution towards formulation of the growth strategy of the Company, independence, application of judgement, safeguarding the interest of the Company and minority shareholders, time devoted apart from attending the meetings of the Company, active participation in long term strategic planning, ability to contribute by introducing best practices to address business challenges and risks etc. The directors have expressed their satisfaction with the evaluation process.

### Appreciation

Your directors wish to take the opportunity to express their sincere appreciation to all the stakeholders, customers, suppliers, shareholders, employees, the Central and Karnataka Government, financial institutions, banks and all other business associates for their whole-hearted support and co-operation. We look forward to their continued support and encouragement.

For and on behalf of the Board of Directors

**Dhruv M Sawhney**

Place : New Delhi  
Date : June 13, 2020

Chairman & Managing Director  
DIN 00102999

## Annexure-A

### Statement Containing Sailable Features of the Financial Statement of Subsidiaries /Associate Companies/Joint Ventures

#### Part "A": Subsidiaries

(₹ in Million)

Name of the subsidiary	GE Triveni Ltd. (GETL) (#)	Triveni Turbines Europe Pvt. Ltd. (TTE)	Triveni Turbines DMCC (TTD)	Triveni Turbines Africa (Pty) Ltd (TTA)
1. Country of Incorporation	India	United Kingdom	Dubai, UAE	South Africa
2. Date of becoming subsidiary/acquisition	28.05.2010	23.12.2014	31.03.2015	13.07.2017
3. Reporting period for the subsidiary concerned, if different from the holding company's reporting period	NA	NA	NA	NA
4. Reporting currency and Exchange rate as on the last date of the relevant Financial year in the case of foreign subsidiaries	INR	Currency – GBP Exchange rate- 1GBP = INR 93.08	Currency-USD Exchange rate- 1USD = INR 75.38	Currency- ZAR Exchange rate- 1ZAR = INR 4.20
5. Share capital	160.00	18.62	14.38	2.58
6. Reserves & surplus	298.52	30.48	142.80	4.01
7. Total assets	1,009.99	71.19	210.87	23.67
8. Total Liabilities	551.47	22.09	53.69	17.08
9. Investments	-	11.56 *	3.77**	-
10. Turnover ( Including other Income)	1,385.05	104.93	268.90	66.43
11. Profit before taxation	174.91	35.19	77.32	0.31
12. Provision for taxation	43.58	6.69	-	0.09
13. Profit after taxation	131.33	28.50	77.32	0.22
14. Proposed Dividend	-	-	-	-
15. % of shareholding	50%+1 share	100%	100%	100%

(\*) in the equity share capital of TTD which is a wholly owned subsidiary of TTE

(\*\*) in the equity share capital of TTA which is a wholly owned subsidiary of TTD.

(#) GETL has been considered as a joint venture for the purposes of consolidated financial statements. (Refer Part B below) and disclosure related to financial information has been taken based on latest unaudited financial statements at and for the year ended March 31, 2020.

#### Part "B": Associates and Joint Ventures

For the purposes of Consolidated Financial Statements, GETL has been considered as a Joint Venture based upon control assessment carried out in accordance with IndAs 110 *Consolidated Financial Statements* and Ind As 111 *Joint Arrangements*. The details of Joint Venture are given below:

Name of Associates or Joint Ventures	GE Triveni Limited (GETL)
1. Latest audited Balance Sheet Date	March 31, 2019
2. Date on which the Associate of Joint Venture was associated or acquired	May 28, 2010
3. Shares of Associates or Joint Ventures held by the Company on the year end	
- No of shares	8000001
- Amount of Investment in Associates or Joint Ventures	80.00
- Extent of holding ( in percentage)	50%+ 1 share
4. Description of how there is significant influence	Due to holding of stake of more than 20%
5. Reason why the associate / joint Venture is not consolidated	Being Consolidated based on Applicable Ind AS
6. Net worth Attributable to shareholding as per latest audited Balance Sheet (₹ million)	138.29
7. Profit / Loss for the year (after tax) (₹ million) –	131.33
8. Total Comprehensive Income (₹ million) –	131.10
i. Considered in Consolidation (₹ million)*	90.83
ii Not Considered in Consolidation	-

\*Net of tax on share of undistributed profits

For and on behalf of the Board of Directors of Triveni Turbine Limited

**Dhruv M Sawhney**Chairman and Managing Director  
DIN 00102999  
Place: New Delhi**Homai A. Daruwalla**Director & Chairperson Audit Committee  
DIN 00365880  
Place: Mumbai**Deepak Kumar Sen**Executive Vice President & CFO  
Place: Bengaluru**Rajiv Sawhney**Company Secretary  
Place: Noida

Date: June 13, 2020

## Annexure-B

# Corporate Governance Report

### Company's Philosophy on code of Governance

Your Company is of the belief that sound Corporate Governance is vital to enhance and retain stakeholders' trust. Good Governance underpins the success and integrity of the organisation, institutions and markets. It is one of the essential pillars for building efficient and sustainable environment, system and practices to ensure that the affairs of the Company are being managed in a way which ensures accountability, transparency, fairness in all its transactions in the widest sense and meet its stakeholder's aspirations and societal expectation. Your Company is committed to the adoption of best governance practices and its adherence in the true spirit at all times and envisages the attainment of a high level of transparency and accountability in the functioning of the Company and conduct of its business internally and externally.

In line with the above philosophy, your Company continuously strives for excellence through adoption of best governance and disclosure practices. The Company recognises that good governance is a continuing exercise and thus reiterates its commitment to pursue highest standard of Corporate Governance in the overall interest of its stakeholders.

Your Company is conscious of the fact that the success of a company is reflection of the professionalism, conduct and ethical values of its management and employees.

In addition to the compliance with the regulatory requirements as per Regulation 17 of Securities and Exchange Board of India (Listing Obligations and Disclosure Requirements) Regulations, 2015 ("Listing Regulations"), your Company's endeavours to ensure that the highest standard of ethical and responsible conduct are met throughout the organisation.

### I Board of Directors ("Board")

The Company is managed and guided by the Board of Directors. The Board formulates the strategy and regularly reviews the performance of the Company. The Board has been entrusted with the requisite powers, authorities and duties to enable it to discharge its responsibilities and provide effective leadership to the Business.

The Company has an optimum combination of Executive, Non-Executive and Independent Directors who are eminent persons with professional expertise and valuable experience in their respective areas of specialisation and bring a wide range of skills and experience to the Board.

The Chairman and Managing Director of the Company provides vision and leadership for achieving the approved strategic plan and business objectives. He presides over the Board and the Shareholders' meetings. The Chairman and Managing Director with the support of the Vice Chairman and Managing Director, Executive Director and Senior Executives oversees the operations of the Company.

As on the date of this report the Board comprises of 8 (Eight) members which include 4 (four) Non-Executive Independent Directors including one Women Director, 1 (one) Non-Executive Non Independent Director and 3 (three) Executive Directors. None of the Independent Directors of the Company serve as an Independent Director in more than seven listed Companies.

### Meetings of the Board

The Board of Directors met four times during the financial year 2019-20 ended on March 31, 2020. Board Meetings were held on May 20, 2019, August 3, 2019, November 6, 2019 and February 3, 2020. The maximum gap between any two Board Meetings was less than one hundred twenty days.

### Independent Directors

The Company has received necessary declarations from each of the Independent Director under Section 149(7) of the Companies Act, 2013, (Act) that he /she meets the criteria of Independence laid down in Section 149(6) of the Act and Regulation 16(1)(b) of the Listing Regulations. Based on the confirmations / disclosures received from the Directors and on evaluation of the relationships disclosed as per the requirement of Regulation 25(8) of the Listing Regulations, the Board confirms, that the Independent Directors fulfill the conditions as specified under Schedule V of the Listing Regulations and are independent of the management.

The maximum tenure of Independent directors is in compliance with the Companies Act, 2013 and the terms and conditions of their appointment have been disclosed on the website of the Company (web link <http://www.triveniturbines.com/key-policies>).

Regulation 25(3) of Listing Regulations read with Schedule IV of the Companies Act, 2013 and the rules under it mandate that the Independent Directors of the

Company hold at least one meeting in a year without the attendance of Non-Independent Directors and members of the management. During the year, separate meeting of the Independent Directors was held on February 3, 2020 without the attendance of non-independent directors and members of the management. The independent directors, inter-alia, reviewed the performance of non-independent directors, Chairman of the Company and the Board as a whole.

### Familiarisation programme for Independent Directors

The Board/Committee members are provided with the necessary documents/brochures, reports and internal policies, codes of conduct to enable them to familiarise with the Company's procedure and practices. Directors are regularly updated on performance of the business of the Company, business strategy going forward and new initiative being taken/proposed to be taken by the Company through presentation. Deep Discussion are conducted by the Senior Executives including the Industry/ Market (Domestic & International), competition, Company's performance, future outlook. Factory visits are organised as and when desirable/ expedient, for the Directors.

The details of the familiarisation programme of the Independent Directors are available on the Company's website at <http://www.triveniturbines.com/key-policies>

### Succession planning for the Board and senior management

#### Board of Directors

The Nomination and Remuneration Committee (NRC) of the Board, shall identify the suitable person for appointment at Board level including from the existing top management. The NRC shall apply due diligence process to determine competency of person(s) being considered for appointment or re-appointment as a Director including Managing Director / Whole-time Director of the Company in accordance with the provisions of the Nomination and Remuneration Policy of the Company and the applicable provisions of the Companies Act, 2013 and the Rules made thereunder and the SEBI (LODR) Regulations, 2015, as amended from time to time.

#### Senior Management

The Managing Director(s)/Executive Director (s) are empowered to identify, appoint and remove the Senior Management Personnel in accordance with the provisions of the NRC Policy, and keeping in view the organization's mission, vision, values, goals and objectives.

#### Composition of Board

The composition of the Board of Directors, their attendance at the Meetings during the year and at the last Annual General Meeting as also the detail with regard to outside Directorships and committee positions are as under:-

Name of Director and DIN	Category	No. of Board Meeting attended (Total Meetings held: 4)	Attendance at last AGM held on September 23, 2019	No. of other Directorships <sup>##</sup>	No. of Committee positions held in other companies <sup>###</sup>		Directorship in other listed entity (Category of Directorship)
					Chairman	Member	
Mr. Dhruv M. Sawhney <sup>#</sup> Chairman & Managing Director DIN- 00102999	Promoter & Executive Director	4	Yes	3	1	1	1. Triveni Engineering and Industries Limited (Promoter and Executive Director)
Mr. Nikhil Sawhney <sup>#</sup> Vice Chairman and Managing Director DIN- 00029028	Promoter & Executive Director	4	Yes	3	Nil	2	1. Triveni Engineering and Industries Limited (Promoter and Non-Executive Director)
Mr. Tarun Sawhney <sup>#</sup> DIN- 00382878	Promoter & Non-Executive Director	4	Yes	3	Nil	2	1. Triveni Engineering and Industries Limited (Promoter and Executive Director)
Mr. Arun Prabhakar Mote Executive Director DIN-01961162	Executive Director	4	Yes	1	Nil	Nil	-

Name of Director and DIN	Category	No. of Board Meeting attended (Total Meetings held: 4)	Attendance at last AGM held on September 23, 2019	No. of other Directorships <sup>##</sup>	No. of Committee positions held in other companies <sup>###</sup>		Directorship in other listed entity (Category of Directorship)
					Chairman	Member	
Ms. Homai A Daruwalla DIN - 00365880	Independent Non-Executive Director	4	Yes	8	2	7	1. Triveni Engineering and Industries Limited (Independent Non-Executive Director) 2. Jaiprakash Associates Limited (Independent Non-Executive Director) 3. Gammon Infrastructure Projects Limited (Independent Non-Executive Director) 4. Rolta India Limited (Independent Non-Executive Director)
Dr. Anil Kakodkar DIN - 03057596	Independent Non-Executive Director	2	No	1	1	2	1. Walchandnagar Industries Limited (Independent Non-Executive Director)
Dr. Santosh Pande DIN - 01070414	Independent Non-Executive Director	4	Yes	2	1	2	1. Triveni Engineering and Industries Limited (Independent Non-Executive Director)
Mr. Shailendra Bhandari DIN - 00317334	Independent Non-Executive Director	4	No	2	1	2	1. Future Retail Limited (Independent Non-Executive Director)
Mr. Shekhar Datta <sup>####</sup> DIN - 00045591	Independent Non-Executive Director	4	Yes	3	2	3	1. Triveni Engineering and Industries Limited (Independent Non-Executive Director)
Dr. (Mrs.) Vasantha S Bharucha <sup>####</sup> DIN - 02163753	Independent Non-Executive Director	4	Yes	1	Nil	Nil	1. SML Isuzu Limited (Independent Non-Executive Director)

<sup>#</sup> Mr. Tarun Sawhney and Mr. Nikhil Sawhney are sons of Mr. Dhruv M. Sawhney, Chairman & Managing Director of the Company and are thus related.

<sup>##</sup> Excludes Directorships in Indian Private Limited Companies, Foreign Companies, Firms, Partnerships including LLPs, Section 8 Companies and membership of various Chambers and other non-corporate organisations.

<sup>###</sup> The committees considered for the purpose are those prescribed under Regulation 26 of Listing Regulations i.e. Audit Committee and Stakeholders' Relationship Committee of public limited companies.

<sup>####</sup> Mr. Shekhar Datta and Dr. (Mrs.) Vasantha S Bharucha ceased to be director w.e.f 1.4.2020 on the expiry of their tenure on March 31, 2020.

## Board Functioning and procedure

### Matrix of skills/ expertise/ competence of the Board of Directors

The Board comprises qualified members who bring in the required skills, competence and expertise that allow them to make effective contribution to the Board and its committees.

Details of the core skills/ expertise/ competencies identified by the board of directors as required in the context of the Company's business(es) and sector(s) in which it operates to function effectively:

**General management and leadership experience\*:** This includes experience in the areas of general management practices and processes, business development, strategic planning, global business opportunities, manufacturing, engineering, financial management, information technology, research and development, senior level experience and academic administration.

**Knowledge, Functional and managerial experience\*:** Knowledge and skills in accounting and finance, business judgment, crisis response and management, industry knowledge, formulating policies and processes, legal

& administration, sales and marketing, supply chain, risk management & internal controls, financial & operational controls.

**Diversity & Behavioural and Personal attributes:** Diversity of thought, experience, perspective, gender and culture brought to the Board by individual members. Personal characteristics matching the Company's values, such as ethics & integrity, accountability, commitment, building relationship.

**Corporate governance and Finance:** Understanding of good corporate governance practices & regulatory framework applicable to the Company and its compliances, maintaining board and management accountability, protecting stakeholders' interests and Company's responsibilities towards customers, employees, suppliers, regulatory bodies and the communities in which it operates, financial skills, oversight for risk management and internal controls and proficiency in financial management.

\*These skills/competencies are broad-based, encompassing several areas of expertise/ experience. Each Director may possess varied combinations of skills/experience within the described set of parameters, and it is not necessary that all Directors possess all skills/ experience listed therein.

Given below is a list of core skills, expertise and competencies of the individual Directors:

Core Skills/Expertise	DS	NS	TS	HD	SP	SB	AK	AM
General Management and Leadership	✓	✓	✓	✓	✓	✓	✓	✓
Functional and managerial experience	✓	✓	✓	✓	✓	✓	✓	✓
Diversity behavioural and personal attributes	✓	✓	✓	✓	✓	✓	✓	✓
Corporate governance and Finance	✓	✓	✓	✓	✓	✓	✓	✓

DS - Mr. Dhruv Sawhney, NS - Mr. Nikhil Sawhney, TS - Mr. Tarun Sawhney, HD - Ms Homai Daruwalla, SP - Dr Santosh Pande, SB - Mr. Shailender Bhandari, AK - Dr. Anil Kakodkar, AM - Mr. Arun P. Mote

### Board Meeting Frequency and circulation of Agenda papers

The Board and its Committees meet at regular intervals for discussion on agenda circulated well in advance by the Company. All material information is incorporated in the agenda for facilitating meaningful and focused discussion at the meeting. Where it is not practical to attach or send the relevant information as a part of agenda papers, the same are tabled at the Meeting. To meet the business exigencies or urgent matters the resolutions are passed by the Directors by Circulation.

The Company has proper systems to enable the Board to periodically review compliance reports of all laws applicable to the Company, as prepared by the Company as well as steps taken by the Company to rectify instances of non-compliances. The Board reviewed compliance reports prepared by the Company on quarterly periodicity.

### Presentations by the Management

The senior management of the Company is invited at the Board meetings to make presentations covering performance of the businesses of the Company, Strategy and Business Plans and to provide clarifications as and when necessary.

### Access to Employees

The Directors bring an independent perspective on the issues deliberated by the Board. They have complete and unfettered access to any information of the Company and to any employees of the Company.

### Availability of Information to Board members include:

- Performance of business, business strategy going forward, new initiatives being taken/proposed to be taken and business plans of the Company.



- Annual operating plans and budgets including capital expenditure budgets and any updates.
- Quarterly results of the Company.
- Minutes of the meetings of the committees of the Board.
- The information on recruitment and remuneration of senior officer just below the Board level, including appointment or removal of Chief financial officer and the Company Secretary
- Show cause, demand, prosecution notices and penalty notices which are materially important.
- Fatal or serious accidents, dangerous occurrences, any material effluent or pollution problems.
- Any material default in the financial obligations to and by the Company, or substantial non-payment for goods sold / services provided by the Company.
- Any issue, which involves possible public or product liability claims of substantial nature, including any judgment or order which, may have passed strictures on the conduct of the Company or taken an adverse view regarding another enterprise that can have negative implications on the Company.
- Details of any joint venture or collaboration agreement.
- Transactions that involve substantial payment towards goodwill, brand equity, or intellectual property.
- Significant labour problems and their proposed solutions. Any significant development in Human Resources/ Industrial Relations front like signing of wage agreement etc.
- Sale of material nature, of investments, subsidiaries, assets, which is not in normal course of business.
- Quarterly details of foreign exchange exposures and the steps taken by the management to limit the risks of adverse exchange rate movement, if material.
- Non-compliance of any regulatory, statutory nature or listing requirements and shareholders service such as non-payment of dividend, delay in share transfer etc.
- Statutory compliance report of all laws applicable to the Company.
- Details of the transactions with the related parties.
- General notices of interest of directors.
- Appointment, remuneration and resignation of Directors.

### **Post Meeting follow up mechanism**

The important decisions taken by the Board at its meetings are promptly communicated to the concerned departments/divisions. Action taken report on the decisions of the previous meeting(s) is placed at the immediately succeeding meeting of the Board for information and review by the Board.

### **Appointment/ Re-appointment of Director**

The information/details pertaining to Director seeking appointment /re-appointment in ensuing Annual General Meeting (AGM), is provided in the notice for the AGM. The Notice contains the relevant information, like brief resume of the Director, nature of his expertise in specific functional areas and names of the companies in which he holds Directorship and membership of any Committee of the Board.

## **II Committees of the Board**

The Board Committees play a crucial role in the governance structure of the Company and are constituted to deal with specific areas/activities which concern the Company and are considered to be performed by members of the Board. The Board supervises the execution of its responsibilities by the committees and is responsible for their action. The minutes of the meetings of all the committees are placed before the Board. The Board committees can request special invitees to join the meeting as appropriate. The Board has constituted the following committees with adequate delegation of powers to discharge business of the Company:

1. Audit Committee
2. Nomination and Remuneration Committee
3. Stakeholders' Relationship Committee
4. Corporate Social Responsibility Committee
5. Risk Management Committee

Details of the role and composition of these committees, including the number of meetings held during the financial year and the related attendance are provided below:

### **1. Audit Committee**

#### **Composition, Meetings and Attendance**

The Audit Committee is headed by an Independent Director and consists of the members as stated below. During the year ended on March 31, 2020, the Committee held four meetings on May 20, 2019, August 2, 2019, November 6, 2019 and February 3, 2020. The maximum gap between any two meetings was less than one hundred and twenty days. The

composition and attendance detail of each Committee member is as under:-

Name of the Members	Category	No. of meetings	
		Held	Attended
Ms. Homai A Daruwalla- Chairperson	Independent Non Executive Director	4	4
Mr. Nikhil Sawhney	Promoter & Executive Director	4	4
Dr. (Mrs.) Vasantha S. Bharucha	Independent Non Executive Director	4	4
Dr. Santosh Pande	Independent Non Executive Director	4	4

The Company Secretary acts as the Secretary of the Audit Committee. Ms. Homai A Daruwalla Chairperson of the Audit Committee and Stakeholders Relationship Committee attended the 24<sup>th</sup> AGM held on September 23, 2019 to answer the shareholders queries.

The terms of reference of the Committee inter-alia include:-

- Reviewing the Company's financial reporting process and its financial statements.
- Reviewing the accounting and financial policies and practices and compliance with applicable accounting standards.
- Reviewing the efficacy of the internal control mechanism, monitor risk management policies adopted by the Company and ensure compliance with regulatory guidelines.
- Reviewing reports furnished by the internal and statutory auditors, and ensure that suitable follow-up action is taken.
- Examining accountancy and disclosure aspects of all significant transactions.
- Reviewing with management the quarterly, half yearly & annual financial statements including

review of qualifications, if any, in the audit report before submission to the Board for approval.

- Recommending appointment of Statutory and internal auditors and fixation of audit fees.
- Seeking legal or professional advice, if required.
- Approval or any subsequent modifications of transactions of the Company with related parties.
- Scrutiny of Inter-Corporate loans and investments.
- Valuation of undertakings or assets of the Company, wherever required.
- Reviewing the utilization of loans and/or advances from/investment by the holding company in the subsidiary exceeding Rupees 100 crore or 10% of the asset size of the subsidiary, whichever is lower including existing loans / advances / investments.

The constitution and term of reference of the Audit Committee meet the requirements of Regulation 18 of the Listing Regulations read with the relevant provisions of the Companies Act, 2013.

Based on the discussion with the Management and auditors, the committee has recommended the following to the Board

1. Audited Standalone Financial statements prepared in accordance with INDAs for the year ended March 31,2020 be accepted by the Board as true and fair statement.
2. Audited Consolidated Financial statement prepared in accordance with INDAs and its subsidiaries for the year ended March 31, 2020 be accepted as true and fair statement.

## 2. Nomination & Remuneration Committee(NRC) Composition, Meetings and Attendance

The Nomination & Remuneration Committee is headed by an Independent Director and consists of the members as stated below. During the year ended on March 31, 2020, the Committee held

three meetings on May 20, 2019, August 2, 2019 and February 3, 2020. The attendance details of each Committee member is as under:-

Name of the Members	Category	No. of meetings	
		Held	Attended
Mr. Shekhar Datta- Chairman	Independent Non-Executive Director	3	3
Mr. Tarun Sawhney	Promoter and Non-Executive Director	3	3
Dr (Mrs.) Vasantha S Bharucha	Independent Non-Executive Director	3	3

Mr. Shekhar Datta and Dr. (Mrs.) Vasantha Bharucha ceased to hold office of director and membership of NRC on expiry of their term as Independent Directors w.e.f April 01, 2020, necessitating re-constitution of the NRC by induction of Ms. Homai A Daruwalla as chairperson and Dr. Santosh Pande as members of NRC w.e.f April 22, 2020.

The broad terms of reference of the Committee are to:

- Identify persons who are qualified to become Directors (Executive, Non-Executive and Independent Directors) and who may be appointed in senior management in accordance with the criteria laid down.
- Recommend to the Board their appointment and removal and shall carry out evaluation of every director's performance.
- Formulate the criteria for determining qualifications, positive attributes and independence of a director and recommend to the Board, a policy relating to the remuneration for the directors (Executive, Non-Executive and Independent Directors), key managerial personnel and other employees.
- Plan for succession of Board members and Key Managerial Personnel.
- Devise a policy on Board diversity.
- Formulate and administer the Company's Employee Stock Option Scheme from time to time in accordance with SEBI guidelines; and

- Review the adequacy of aforesaid terms of reference and recommend any proposed change to the Board for its approval.

The constitution and term of reference of the NRC meet the requirements of Regulation 19 of the Listing Regulations read with the relevant provisions of the Companies Act, 2013 and the SEBI ESOP Guidelines/Regulations

### Remuneration Policy

In terms of the provisions of the Companies Act, 2013 and the listing regulations the Board of Directors of the Company has adopted Nomination and Remuneration Policy for nomination and remuneration of Directors, KMP and Senior Management. The Nomination and Remuneration Policy is available on the website of the Company (web link- <http://www.triveniturbines.com/key-policies>). There has been no change in the policy since last fiscal.

### Board Evaluation

The Nomination and Remuneration Committee has laid down the criteria for evaluation of performance of Directors based on the indicators provided in the Remuneration Policy. The performance evaluation of Independent Directors (IDs) was done by the entire Board of Directors, excluding the ID being evaluated, based on parameters, such as, number of meetings attended, inputs and contribution made, independence of judgement, effectiveness etc. The Chairman and Managing Director, Vice Chairman and Managing Director and the Executive Director evaluates the Senior Management Personnel, including KMPs considering the competencies/indicators provided in the Remuneration policy.

### Remuneration to Executive Directors

The remuneration to the Executive Director is recommended by the Nomination and Remuneration Committee to the Board and after approval by the Board, the same is put up for the shareholder approval. Executive Directors do not receive any sitting fees for attending the Board and Committee meetings.

During the financial year 2019-20, the Company had three (3) Executive Directors viz. Mr. Dhruv M. Sawhney, Chairman & Managing Director (CMD), Mr. Nikhil Sawhney, Vice Chairman & Managing Director (VCMD) and Mr. Arun Prabhakar Mote, Executive Director (ED).

The details of remuneration paid/payable to CMD, VCMD & ED during the financial year 2019-20 are as under:

(₹ in Million)

Name of the Executive Director	Mr. Dhruv M. Sawhney CMD	Mr. Nikhil Sawhney VCMD	Mr. Arun Prabhakar Mote ED
No. of shares held as on March 31, 2020	23386813	14760246	70291
Service Period	10.05.2019 to 09.05.2024	10.05.2016 to 09.05.2021	1.11.2019 to 31.10.2022
Salary	Nil	31.98	23.70
Performance Bonus/Commission	Nil	2.60	1.65
Contribution to PF and other Funds	Nil	5.40	1.30
Other Perquisites	Nil	2.97	1.43
<b>Total</b>	<b>Nil</b>	<b>42.95</b>	<b>28.08</b>

In accordance with shareholders' approval Mr. Dhruv M. Sawhney has not been drawing any remuneration from this Company (in his capacity as Chairman and Managing Director of the Company). He has been drawing remuneration from the foreign step-down subsidiary namely, Triveni Turbines DMCC, Dubai. As per the terms of contract he is entitled to a basic salary of 1,50,000AEDs per month.

#### Remuneration to Non-Executive Directors (NEDs)

The Company pays sitting fee to its NEDs for attending the meetings of the Board and its Committees. In addition to the sitting fees, the Company pays commission to its NEDs within the limits approved by the shareholders of the Company. The said commission is decided by the Board and distributed to NEDs based on their contribution during Board/Committee meetings, as well as time spent on operational/ strategic matters other than at meetings. The details of the remuneration paid/provided during the financial year 2019-20 to NEDs are as under:-

(₹ in Million)

Name of the Non-Executive Director	Sitting fees for the year ended March 31, 2020	Commission for the year ended March 31, 2020	No of Shares held as on March 31,2020
Mr. Tarun Sawhney	0.39	1.00	13972088
Ms. Homai A Daruwalla	0.49	1.00	-
Dr. Anil Kakodkar	0.10	1.00	-
Dr. Santosh Pande	0.50	1.00	-
Mr. Shailendra Bhandari	0.25	1.00	-
Mr. Shekhar Datta*	0.40	1.00	10000
Dr. (Mrs.) Vasantha S. Bharucha*	0.60	1.00	-

\*Mr. Shekhar Datta and Dr (Mrs) Vasantha S Bharucha ceased to be director of the Company on expiry of their term on March 31, 2020.

None of the Independent / Non-Executive Directors has any pecuniary relationship or transactions with the Company, its promoters and its senior management, its subsidiaries and associate companies except for the payment of remuneration as stated above. Ms. Homai A Daruwalla and Dr. Santosh Pande Independent Directors are also on the Board of Directors of Triveni Engineering & Industries Ltd. (TEIL), one of the promoter companies and have received sitting fees as a Director/Committee member from that Company. Whereas Mr. Tarun Sawhney, Promoter & Non Executive Director is the Vice Chairman and Managing Director of TEIL and has drawn remuneration from that Company.

During the year, the Company has not issued any stock option to its Directors including Independent Directors under its ESOP Schemes.

### 3. Stakeholders' Relationship Committee (SRC) Composition, Meetings and Attendance

The Stakeholders' Relationship Committee is headed by an Independent Director and consists of the members as stated below. During the year ended on March 31, 2020, the Committee held three meetings on May 20, 2019, August 2, 2019 and November 6, 2019. The composition and attendance of each Committee Member is as under:-

Name of the Members	Category	No. of meetings	
		Held	Attended
Ms. Homai A Daruwalla- Chairperson	Independent Non Executive Director	3	3
Mr. Nikhil Sawhney	Promoter and Executive Director	3	3
Mr. Tarun Sawhney	Promoter and Non-Executive Director	3	3

#### Function and term of reference:

The Function and terms of reference of the SRC as specified in the Regulation 20 of the Listing Regulations and Section 178 of the Companies Act 2013 as amended from time to time and broadly include

- Resolving the grievances of the security holders of the Company including complaints related to transfer/transmission of shares, non-receipt of annual report, non-receipt of declared dividends, issue of new/duplicate certificates, general meetings etc.
- Review of measures taken for effective exercise of voting rights by shareholders.
- Review of adherence to the service standards adopted by the company in respect of various services being rendered by the Registrar & Share Transfer Agent.
- Review of the various measures and initiatives taken by the Company for reducing the quantum of unclaimed dividends and ensuring timely receipt of dividend warrants/annual reports/statutory notices by the shareholders of the Company.
- Review of the report(s) which may be submitted by the Company Secretary / RTA relating

to approval/confirmation of requests for share transfer/ transmission/ transposition/ consolidation/issue of duplicate share certificates/ sub-division, consolidation, remat, demat etc. on quarterly basis.

The constitution and term of reference of the SRC meet the requirements of Regulation 20 of the Listing Regulations read with the relevant provisions of the Companies Act, 2013. Mr. Rajiv Sawhney Company Secretary has been designated as the Compliance Officer of the Company

#### Details of Investor complaints

During the Financial year ended March 31, 2020, the Company received complaints from various shareholders / investors relating to non-receipt of dividend, annual report etc. All of them were resolved / replied suitably by furnishing the requisite information /documents. Details of investor complaints received and resolved during the FY 19-20 are as follows:

Opening Balance	Received	Resolved*	Pending
Nil	7	7	Nil

\*No complaint remained unsolved to the satisfaction of Shareholder.

Further there were no pending share transfers and requests for dematerialisation as on March 31, 2020. Number of Complaints received during the year as a percentage of total number of members as on March 31, 2020 is 0.02%.

### 4. Corporate Social Responsibility Committee Composition, Meetings and Attendance

The Corporate Social Responsibility Committee is headed by an Executive Director and consists of the members as stated below. During the year ended on March 31, 2020, the Committee met one time on May 20, 2019. The committee position and attendance detail of each Committee member is as under:-

Name of the Members	Category	No. of meetings	
		Held	Attended
Mr. Nikhil Sawhney- Chairman	Promoter and Executive Director	1	1
Mr. Tarun Sawhney	Promoter and Non Executive Director	1	1
Mr. Arun Prabhakar Mote	Executive Director	1	1
Ms Homai A Daruwalla	Independent Non Executive Director	1	1

**Function and term of reference:**

In accordance with the provisions of Companies Act, 2013, the Committee is authorised to formulate and recommend to the board, a CSR policy indicating the activity or activities to be undertaken by the Company as specified in Schedule VII of the Companies Act 2013; recommend amounts to be spent on these activities; review the Company's CSR policy periodically and monitor the implementation of the CSR projects by instituting a structured and effective monitoring mechanism.

The constitution and term of reference of the CSR Committee meet the requirements of relevant provisions of the Companies Act, 2013.

**5. Risk Management Committee**

The Risk Management Committee is headed by an Executive Director and consists of the members as stated below. During the year ended on March 31, 2020, the Committee met one time on March 30, 2020. The committee position and attendance detail of each Committee member is as under:-

Name of the Members	Category	No. of meetings	
		Held	Attended
Mr. Nikhil Sawhney-Chairman	Promoter and Executive Director	1	1
Dr. Santosh Pande	Independent Non Executive Director	1	1
Mr. Arun Prabhakar Mote	Executive Director	1	1
Mr. Deepak K Sen	Chief financial officer	1	1

The Function and term of reference of the Committee are:

1. Framing a risk management policy.
2. Identify Company's risk appetite set for various elements of risk.
3. Review the risk management practices and structures and recommend changes to ensure their adequacy.
4. Approve and review the risk management plans put in place by management.
5. Ensure adequacy of risk management practices in the Company.
6. Cyber Security and
7. Any other matter as the Board of directors may define

The constitution and term of reference of the Risk Management Committee meet the requirements of Regulation 21 of the Listing Regulations.

**Other Functional Committees****Operations Committee**

Apart from the above statutory committees, the Board of Directors has constituted an Operations Committee comprising of (3) three Directors to oversee routine items that are in the normal course of the business. The Board of Directors have delegated certain powers to this Committee to facilitate the working of the Company. The Committee met four times during the financial year ended March 31, 2020 on July 27, 2019, October 28, 2019, December 27, 2019 and March 6, 2020.

**III General Body Meetings**

Particulars of the last three Annual General Meetings are as follows:

Year	Date & Day	Location	Time	Special Resolution
2018-19	September 23, 2019 Monday	Stardom Convention, Ground Floor, C-1, Word Trade Tower, Sector 16, Noida 201301 U.P	12.30 p.m.	Re-appointment of Mr. Arun Prabhakar Mote as Whole-time Director of the Company for a period of three years with effect from November 1, 2019.
2017-18	September 10, 2018 Monday	Stardom Convention, Ground Floor, C-1, Word Trade Tower, Sector 16, Noida 201301 U.P	11.00 a.m.	No Special Resolution was passed at the 23 <sup>rd</sup> Annual General Meeting of the Company.
2016-17	August 9, 2017 Wednesday	Stardom Convention, Ground Floor, C-1, Word Trade Tower, Sector 16, Noida 201301	4.00 p.m.	No Special Resolution was passed at the 22 <sup>nd</sup> Annual General Meeting of the Company.

There was no Extra-Ordinary General Meeting held during the financial year ended March 31, 2020.

## Postal Ballot

### a. Details of the special/ordinary resolutions passed by the Company through postal ballot:

During the financial year ended March 31, 2020, the Company has not sought approval from its shareholders for passing of any special resolution through Postal Ballot on or before ensuing Annual General Meeting.

### b. Whether any special resolution is proposed to be conducted through postal ballot and the procedure thereof

There is no immediate proposal for passing any special resolution through Postal Ballot on or before ensuing Annual General Meeting.

### c. Procedure for Postal Ballot:

The Company endeavours to follow the procedure laid down under the relevant provisions of the Act read with relevant rules and the provisions of Listing Regulations as and when there is any proposal for passing resolutions by Postal Ballot.

## Means of Communication

(a) **Quarterly Results:** The Unaudited quarterly/ half yearly financial results and the annual audited financial results of the Company were published in National English and Hindi newspapers which include Business Standard (English and Hindi) and The Hindu Business Line(English). The results are also displayed on the website of the Company at [www.triveniturbines.com](http://www.triveniturbines.com) and the same were also sent to all the Stock Exchanges where the equity shares of the Company are listed. The Investor's brief were also sent to Stock Exchanges.

(b) **Website [www.triveniturbines.com](http://www.triveniturbines.com):** Detailed information on the Company's business and products; quarterly/half yearly/nine months and annual financial results, Investor brief and the quarterly distribution of Shareholding are displayed on the Company's website.

(c) **Teleconferences and Press conferences, Presentation etc.:** The Company held quarterly Investors Teleconferences and Press Conferences for the investors of the Company after the declaration of the Quarterly/Annual Results. The Company made presentations to institutional investors/ analysts during the period which are available on the Company's website.

(d) **Exclusive email ID for investors:** The Company has designated the email id [shares.ttl@trivenigroup.com](mailto:shares.ttl@trivenigroup.com) exclusively for investor servicing, and the same is prominently displayed on the Company's website [www.triveniturbines.com](http://www.triveniturbines.com). The Company strives to reply to the Complaints within a period of 6 working days.

(e) **Annual Report:** Annual Report contains inter-alia Audited Annual Standalone Financial Statements/ Consolidated Financial Statements, Directors' Report, and Auditors' Report. The Management Perspective, Business Review and Financial Highlights are also part of the annual report.

(f) **The Management Discussion & Analysis:** The Management Discussion & Analysis Report forms part of the Annual Report.

(g) **Intimation to Stock Exchanges:** The Company intimates stock exchanges all price sensitive information or such other information which in its opinion are material & of relevance to the shareholders. The Company also submits electronically various compliance reports/ statements periodically in accordance with the provisions of the Listing Regulations on NSE and BSE's Electronic Filing Systems.

## General Shareholder Information

### (a) Annual General Meeting

Date & Day : September 23, 2020, Wednesday

Time : 11:00 a.m.

Venue : Annual General Meeting through Video Conferencing / Other Audio Visual Means facility [Deemed Venue for Meeting: Registered Office:

### (b) Financial Year: April to March

#### Financial Calendar for the financial year 2020-21 (tentative)

Financial Reporting for the 1 <sup>st</sup> Quarter ending June 30, 2020	By mid of August, 2020
Financial Reporting for the 2 <sup>nd</sup> Quarter ending September 30, 2020	By mid of November, 2020
Financial Reporting for the 3 <sup>rd</sup> Quarter ending December 31, 2020	By mid of February, 2021
Financial Reporting for the Annual Audited Accounts ending March 31, 2021	By the end of May, 2021

**(c) Listing on Stock Exchanges**

The Company's equity shares are listed at the following Stock Exchanges:

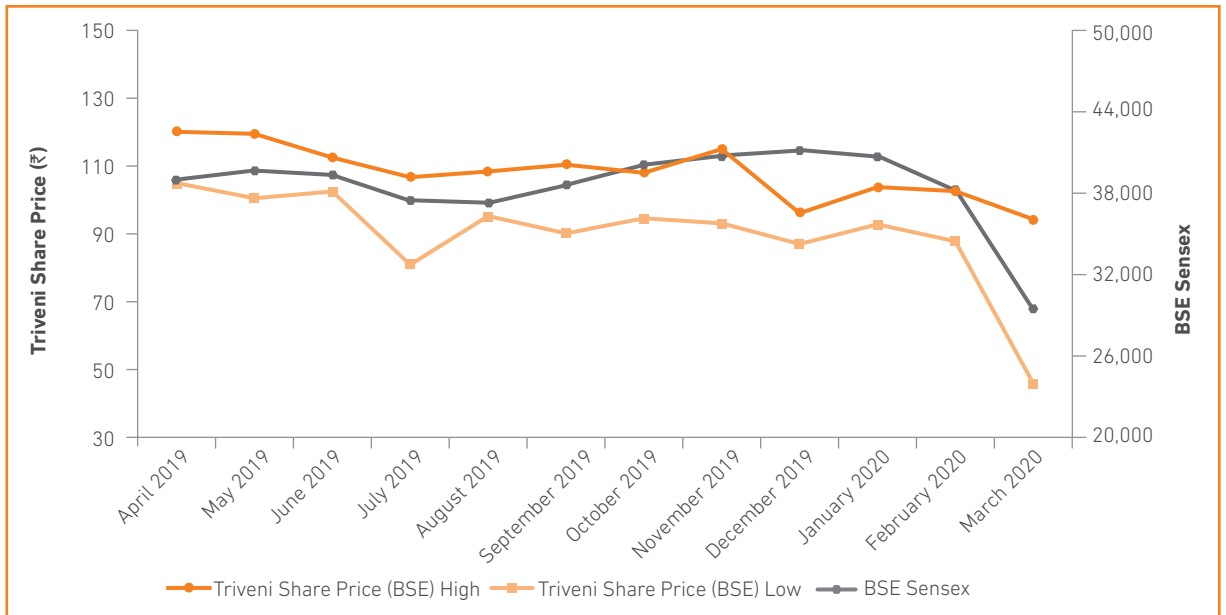
Sl. No.	Name and Address of Stock Exchanges	Stock Code
1.	BSE Ltd. Phiroze Jeejeebhoy Towers, Dalal Street, Fort, Mumbai – 400 001.	533655
2.	National Stock Exchange of India Ltd. Exchange Plaza, 5 <sup>th</sup> Floor, Plot No. C/1, G Block, Bandra (E), Mumbai – 400 051.	TRITURBINE

The Company has paid the listing fees upto the Financial Year 2020-2021 to both the aforesaid Stock Exchanges.

**(d) Market Price Data/Stock Performance: year ended on March 31, 2020**

During the year under report, the trading in Company's equity shares was from April 1, 2019 to March 31, 2020. The high low price during this period on the BSE and NSE was as under:-

Month	Bombay Stock Exchange (BSE) (in ₹)		National Stock Exchange (NSE) (in ₹)	
	High	Low	High	Low
April, 2019	120.10	105.00	121.80	105.00
May, 2019	119.50	100.50	121.95	100.00
June, 2019	112.50	102.50	114.45	102.85
July, 2019	106.70	80.90	107.30	80.50
August, 2019	108.40	95.25	107.00	95.10
September, 2019	110.40	90.15	110.60	91.10
October, 2019	108.00	94.60	105.70	94.95
November, 2019	115.00	93.10	112.00	93.20
December, 2019	96.10	87.00	95.95	88.80
January, 2020	103.80	92.80	103.50	92.10
February, 2020	102.60	87.80	103.00	88.00
March, 2020	94.30	45.90	96.85	45.50

**(e) Performance of the Share Price of the Company in comparison to the BSE Sensex**



**(f) Registrar & Share Transfer Agent**

M/s Alankit Assignments Ltd.,  
Alankit Heights  
Unit: Triveni Turbine Limited  
4E/2, Jhandewalan Extension, New Delhi-110 055.  
Phone: 011-42541234, 23541234,  
Fax: 011-42541967  
Email: rta@alankit.com

**(g) Share Transfer System**

The Company's share transfer authority has been delegated to the Company Secretary/ Registrar and Transfer Agent M/s Alankit Assignments Ltd. who generally approves and confirm the request for share transfer/ transmission/ transposition/ consolidation/ issue of duplicate share certificates/ sub-division, consolidation, remat, demat and perform other related activities in accordance with the Listing Regulations and SEBI (Depositories

and Participants) Regulations, 1996 and submit a report in this regard to Stakeholders' Relationship Committee at every meeting.

The shares sent for physical transfer are registered and returned within the stipulated period from the date of receipt of request, if the documents are complete in all respects. In terms of amended Regulation 40 of Listing Regulations w.e.f. April 1, 2019, transfer of securities in physical form, except in case of request received for transmission or transposition of securities, shall not be processed unless the securities are held in the dematerialised form with a depository. As per the requirement of regulation 40(9) of the Listing Regulations, a certificate on half yearly basis confirming due compliance of share transfer/transmission formalities by the Company from Practicing Company Secretary has been submitted to Stock Exchanges within stipulated time.

**(h) Distribution of Equity Shareholding as on March 31, 2020**

Category (Shares)	No. of Holders	% to total shareholders	No. of Shares	% to total shares
1 - 500	26057	91.499	2602214	0.805
501 - 1000	1170	4.108	881017	0.273
1001 - 2000	547	1.921	818634	0.253
2001 - 3000	227	0.797	555057	0.172
3001 - 4000	113	0.397	407063	0.126
4001 - 5000	78	0.274	352949	0.109
5001 - 10000	117	0.411	837009	0.259
10001 & Above	169	0.593	316851541	98.004
<b>Total</b>	<b>28478</b>	<b>100.000</b>	<b>323305484</b>	<b>100.000</b>

**(i) Shareholding Pattern of Equity Shares as on March 31, 2020**

Category	Number of Shares held	Shareholding %
Indian Promoters	219142811	67.782
Mutual Funds/UTI	49443358	15.293
Banks, Financial Institutions, Insurance Cos	17898	0.006
FII's	0	0.000
Foreign Portfolio Investor	39597038	12.248
Bodies Corporate	2353151	0.728
Indian Public(*)	11991851	3.709
NRIs/OCBs	699822	0.216
Others – Clearing Members & Trust	59555	0.018
<b>Total</b>	<b>323305484</b>	<b>100.000</b>

(\*) Includes 91783 equity shares held by directors and their relatives.

**(j) Dematerialisation of Shares & Liquidity**

The Company's equity shares are compulsorily traded in the electronic form. The Company has entered into an Agreement with NSDL and CDSL to establish electronic connectivity of its shares for scripless trading. Both NSDL & CDSL have admitted the Company's equity share on their system.

The system for getting the shares dematerialized is as under:

- Share Certificate(s) along with Demat Request Form (DRF) are to be submitted by the shareholder to the Depository Participant (DP) with whom he/she has opened a Depository Account.
- DP will process the DRF and generates a unique number DRN.
- DP will forward the DRF and share certificates to the Company's Registrar and Share Transfer Agent.
- The Company's Registrar and Share Transfer Agent after processing the DRF will confirm or reject the request to the Depositories.
- Upon confirmation, the Depository will give the credit to shareholder in his/her depository account maintained with DP.

As on March 31, 2020, 99.97 % of total equity share capital of the Company were held in dematerialised form. The ISIN allotted in respect of equity shares of ₹ 1/- each of the Company by NSDL/CDSL is INE152M01016. Confirmation in respect of the requests for dematerialisation of shares is sent to NSDL and CDSL within the stipulated period.

**(k) Outstanding GDR/ADR or Warrants**

As on date there are no Global Depository Receipts (GDR), American Depository Receipt (ADR), Warrants or any other convertible instrument.

**(l) Commodity price risk or foreign exchange risk and hedging activities**

Based on the products manufactured or dealt with by the Company, the Company is not exposed to any material commodity price risks. The Company is exposed to foreign exchange risk mainly in respect of exposures relating to export orders. The Company remains substantially hedged through appropriate derivative instruments to minimize the risk and to take advantage of forward premium. The details of

unhedged foreign currency exposures and hedging are disclosed in notes to the financial statements.

**(m) Reconciliation of Share Capital Audit**

As stipulated by SEBI, a qualified Practising Company Secretary carries out Reconciliation of Share Capital Audit to reconcile the total admitted capital with NSDL and CDSL and the total issued and listed capital. This audit is carried out every quarter and the report thereon is submitted to the Stock Exchanges. The Audit confirms that the total listed and paid-up capital is in agreement with the aggregate of the total number of shares in dematerialised form and in physical form.

**(n) Unclaimed Dividend**

Section 124 of the Companies Act, 2013 read with Investor Education and Protection Fund (Accounting, Audit, Transfer and Refund) Rules, 2016 mandates that Company transfer the dividend that has remained unclaimed for a period of 7 years from the unpaid dividend account to the Investor Education and Protection Fund (IEPF).

Further the Rules mandate that the shares in respect of such dividend has not been claimed for a period of seven consecutive years are also liable to be transferred to IEPF. In the interest of shareholders, the Company sends reminders to the shareholders to claim their dividends in order to avoid transfer of dividend/ shares to IEPF Authority. Notices in this regard are also published in the Newspapers and the details of unclaimed dividends and shareholders whose shares are liable to be transferred to the IEPF Authority, are uploaded on the Company's website.

In compliance with these requirements the Company has transferred equity shares of all such shareholders whose dividends had remained unclaimed for seven consecutive years to the Demat Account of IEPF. The detail of the same has been uploaded on the company's website at <https://www.triveniturbines.com/transfer-shares-iepf.html>. However, the shareholders are entitled to claim their equity shares including all the corporate benefits accruing on such shares, if any, from the IEPF Authority by submitting an online application in prescribed Form IEPF-5 and sending a physical copy of the said Form duly signed by all the joint shareholders, if any, as per the specimen signatures recorded with the Company along with requisite documents enumerated in the Form IEPF-5, to the Company's Registrar & Transfer

Agent, M/s Alankit Assignments Ltd, New Delhi. The Rules and Form IEPF-5 for claiming back the equity shares are available on the website of IEPF [www.iepf.gov.in](http://www.iepf.gov.in). It may please be noted that no claim shall lie against the Company in respect of equity shares transferred to IEPF pursuant to the said Rules.

The following table provides a list of years for which unclaimed dividend and their corresponding shares which would be eligible to be transferred to IEPF on the dates mentioned below. Shareholders who have not so far encashed their dividend warrant(s) or have not received the same are requested to seek issuance of duplicate warrant(s) by writing to the Company confirming non-encashment/non-receipt of dividend warrant(s).

Financial Year/Period	Whether Interim/Final	Date of declaration of dividend	Due date for transfer to IEPF*
2012-13	Final Dividend	01.08.2013	29.8.2020
2013-14	Interim Dividend	06.11.2013	10.12.2020
2013-14	Final Dividend	08.08.2014	05.09.2021
2014-15	Interim Dividend	08.09.2014	13.10.2021
2014-15	Final Dividend	06.08.2015	08.09.2022
2015-16	1 <sup>st</sup> Interim Dividend	06.11.2015	09.12.2022
2015-16	2 <sup>nd</sup> Interim Dividend	16.03.2016	19.04.2023
2016-17	Interim Dividend	04.08.2016	08.09.2023
2016-17	Final Dividend	09.08.2017	08.08.2024
2017-18	Interim Dividend	08.11.2017	10.12.2024
2017-18	Final Dividend	10.09.2018	14.10.2025
2018-19	No Dividend	-	-
2019-20	Interim Dividend	06.11.2019	9.12.2026

\*Indicative dates, actual dates may vary

The Company during the FY 2019-20 transferred ₹ 134577/- towards unclaimed dividend to the IEPF Account.

### Equity shares of the Company lying in IEPF suspense account

In accordance with the requirement of Regulation 34(3) and Part F of Schedule V to the SEBI (Listing Regulations), detail of the equity shares in the suspense account are as follows

Particulars	Number of Shareholders	No. of Equity shares
aggregate number of shareholders and the outstanding shares in the suspense account lying at the beginning of the year	440	31410
number of shareholders who approached listed entity for transfer of shares from suspense account during the year	Nil	Nil
number of shareholders to whom shares were transferred from suspense account during the year	Nil	Nil
aggregate number of shareholders and the outstanding shares in the suspense account lying at the end of the year	488	39586

The voting rights on the shares outstanding in the said account as on March 31, 2020 shall remain frozen till the rightful owner of such shares claims the shares.

## o) Locations

### Registered Office

A-44, Hosiery Complex,  
Phase II Extension,  
Noida-201305, (U.P.)  
STD Code: 0120  
Phone: 4748000, Fax: 4243049

### Share Department

Triveni Turbine Ltd.  
8<sup>th</sup> Floor, Express TradeTowers,  
15-16, Sector 16A, Noida-201 301, (U.P.)  
Phone: 0120-4308000; Fax:- 0120-4311010-11  
Email: shares.ttl@trivenigroup.com

Detailed information on plant/business locations is provided elsewhere in the Annual Report.

Please contact the Compliance Officer of the Company at the following address regarding any questions or concerns:

Mr. Rajiv Sawhney  
Company Secretary  
Triveni Turbine Ltd.  
8th Floor, Express TradeTowers,  
15-16, Sector 16A, Noida-201 301.  
Tel.:- 0120-4308000; Fax :- 0120-4311010-11  
mail:- shares.ttl@trivenigroup.com

## p) Credit Rating

During the financial year 2019-20, ICRA has reaffirmed the rating for long term and short term facilities of the Company at AA- and A1+ respectively with stable outlook.

## OTHER DISCLOSURES

### • Related Party Transactions

During the year there was no materially significant related party transaction which may have potential conflict with the interest of the Company. The Company has formulated a Related Party Transaction policy which has been uploaded on its website at <http://www.triveniturbines.com/key-policies>. Details of related party information and transactions are being placed before the Audit Committee from time to time. The details of the related party transactions during the year have been provided in Note no 36 to the financial statements.

### • Disclosures of Accounting Treatment

In the financial statements for the year ended March 31, 2020, the Company has followed the treatment as prescribed in the applicable Accounting Standards.

### • Disclosures on acceptance of recommendations made by the Board Committees

During the financial year under review, there was no such instance wherein the Board had not accepted any recommendation of the any Committee of the Board. All the recommendations made by the Committees of the Board were accepted by the Board.

### • Details of Non-Compliance by the Company, penalties, stricture imposed on the Company by the Stock Exchanges, SEBI or any statutory authorities or any matter related to capital markets.

The Company has complied with all the requirements of the Stock Exchanges/the Regulations and guidelines of SEBI and other Statutory Authorities on all matters relating to capital markets. No penalties or strictures have been imposed by SEBI, Stock Exchanges or any statutory authorities on matters relating to capital markets during the last three years.

### • Whistle Blower Policy and Affirmation that no personnel has been denied access to the Audit Committee

The Company has established a vigil mechanism through a Whistle Blower Policy for directors and employees to report concerns about unethical behaviour, actual or suspected fraud or violation of the company's code of conduct or ethics policy. The mechanism provides for adequate safeguards against victimisation of director(s) / employee(s) who express their concerns and also provides for direct access to the Chairman of the Audit Committee in exceptional cases. During the year under review, no personnel was denied access to the Audit Committee. Further no complaint of sexual harassment was received from any women employee.

### • Code for prevention of Insider Trading

The Company has formulated comprehensive Code of Conduct to regulate, monitor and report trading by Insiders in line with the SEBI (Prohibition of Insider Trading) Regulations, 2015 as amended. The Code lays down the guidelines which advise on procedures to be followed and disclosures to be made, while dealing in shares of the Company and the consequences of non-compliances, including the policy for enquiry in case of leak or suspected leak of Unpublished Price Sensitive Information ('UPSI'). The Company has also adopted Code for Fair Disclosure of UPSI along with Policy for Determination of Legitimate Purposes and the same is available on the Company's website at <https://www.triveniturbines.com/key-policies>.

### • Code of conduct for Directors and Senior Executives

The Company has laid down a Code of Conduct for all Board Members and the Senior Executives of the Company.

The Code of conduct is available on the Company's website [www.triveniturbines.com](http://www.triveniturbines.com). The code of conduct was circulated to all the members of the Board and senior management personnel and they have affirmed their compliance with the said code of conduct for the financial year ended March 31, 2020. A declaration to this effect signed by the Chairman & Managing Director is given below:

**To the Shareholders of Triveni Turbine Ltd.**

**Sub.: Compliance with Code of Conduct**

I hereby declare that all the Board Members and the Senior Management Personnel have affirmed compliance with the Code of Conduct as adopted by the Board of Directors and applicable to them for the Financial Year ended March 31, 2020.

Place: New Delhi  
Date: June 13, 2020

**Dhruv M Sawhney**  
Chairman and Managing Director  
DIN: 00102999

**Certification**

The Chairman and Managing Director, Executive Director and Executive Vice President & CFO have certified to the Board of Directors, inter-alia, the accuracy of financial statements and adequacy of internal controls for the financial reporting purpose as required under Regulation 17 (8) of Listing Regulations, for the year ended March 31, 2020. The said certificate forms part of the Annual Report.

Further, as required under Regulation 34(3) and Schedule V Para C clause (10)(i) of the SEBI (Listing Obligations and Disclosure Requirements) Regulations, 2015 a certificate from the Company Secretary in Practice has been received stating that none of the Directors on the Board have been debarred or disqualified from being appointed or continuing as Directors of Companies by the Board / Ministry of Corporate affairs or any such statutory authority. The said certificate forms part of the Annual Report.

**Remuneration to Statutory Auditors**

M/s Walker Chandiook & Co LLP (ICAI Firm Registration No. 001076N)/N500013 (WCC), are holding the office of Statutory Auditors of the Company. The particulars of payment of Statutory Auditors fees on consolidated basis is given below.

Particulars	₹ (Million)
Service as Statutory Auditor (including quarterly audit)	2.75
Other matters	0.36
Re-imbursment of out of pocket expenses	0.27
<b>Total</b>	<b>3.38</b>

**Details of compliance with mandatory requirements and adoption of the non-mandatory requirements**

The details of mandatory requirements are mentioned in this Report. The Company is in compliance with the requirements specified under regulations 17 to 27 and clauses (b) to (i) of sub-regulation (2) of regulation 46 of the Listing Regulations, as applicable, with regard to corporate governance.

Further, as required under the SEBI Regulations, the Company has adopted Policy on Preservation of Documents, Archival Policy and Policy for determination of Materiality. The status of adoption of the discretionary requirement as prescribed in Schedule II Part E of the Listing Regulations is as under

**Modified opinion(s) in audit report**

The opinion expressed by the Auditor in the audit report on the financial statements for the year ended March 31, 2020 is unmodified.

**Subsidiary Companies**

The Company has three unlisted International subsidiary/step down subsidiary companies i.e. Triveni Turbines Europe Pvt. Ltd. (TTE), domiciled in the UK, Triveni Turbines DMCC (TTD) domiciled in Dubai, UAE in which TTE holds its entire 100% shareholding and Triveni Turbines Africa (Pty) Ltd (TTA) domiciled in South Africa in which TTD holds its entire 100% shareholding. Besides the Company has an unlisted Indian subsidiary company i.e. GE Triveni Limited wherein the Company holds 50% plus one equity share. The Company has a policy for determining Material Subsidiary which can be viewed in the Company's web site at <http://www.triveniturbines.com/sites/default/files/material-subsi-dary-policy.pdf>. The Company regularly places before the board, minutes of the Subsidiaries Companies.

**Compliance Certificate on Corporate Governance from the Auditor**

The certificate dated June 13, 2020 from the Statutory Auditors of the Company M/s Walker Chandiook & Co LLP confirming compliance with the Corporate Governance requirements as stipulated under Listing Regulations is annexed hereto.

The above report has been adopted by the Board of Directors of the Company at their meeting held on June 13, 2020.

For and on behalf of the Board of Directors

Place: New Delhi  
Date: June 13, 2020

**Dhruv M Sawhney**  
Chairman and Managing Director  
DIN: 00102999

## Annexure-C

# Independent Auditors' Certificate on Corporate Governance

### To the Members of Triveni Turbine Limited

1. This certificate is issued in accordance with the terms of our engagement letter dated 27 May 2020.
2. We have examined the compliance of conditions of corporate governance by Triveni Turbine Limited ('the Company') for the year ended on 31 March 2020, as stipulated in Regulations 17 to 27, clauses (b) to (i) of Regulation 46(2), and paragraphs C, D and E of Schedule V of the Securities and Exchange Board of India (Listing Obligations and Disclosure Requirements) Regulations, 2015 ('Listing Regulations').

### Management's Responsibility

3. The compliance of conditions of corporate governance is the responsibility of the management. This responsibility includes the designing, implementing and maintaining operating effectiveness of internal control to ensure compliance with the conditions of corporate governance as stipulated in the Listing Regulations.

### Auditor's Responsibility

4. Pursuant to the requirements of the Listing Regulations, our responsibility is to express a reasonable assurance in the form of an opinion as to whether the Company has complied with the conditions of corporate governance as stated in paragraph 2 above. Our responsibility is limited to examining the procedures and implementation thereof, adopted by the Company for ensuring the compliance with the conditions of corporate governance. It is neither an audit nor an expression of opinion on the financial statements of the Company.
5. We have examined the relevant records of the Company in accordance with the applicable Generally Accepted Auditing Standards in India, the Guidance Note on Certification of Corporate Governance issued by the Institute of Chartered Accountants of India ('ICAI'), and Guidance Note on Reports or Certificates for Special Purposes issued by the ICAI which requires that we comply with the ethical requirements of the Code of Ethics issued by the ICAI.
6. We have complied with the relevant applicable requirements of the Standard on Quality Control (SQC) 1, Quality Control for Firms that Perform Audits and Reviews of Historical Financial Information, and Other Assurance and Related Services Engagements.

### Opinion

7. Based on the procedures performed by us and to the best of our information and according to the explanations provided to us, in our opinion, the Company has complied, in all material respects, with the conditions of corporate governance as stipulated in the Listing Regulations during the year ended 31 March 2020.

We state that such compliance is neither an assurance as to the future viability of the Company nor the efficiency or effectiveness with which the management has conducted the affairs of the Company.

### Restriction on use

8. This certificate is issued solely for the purpose of complying with the aforesaid regulations and may not be suitable for any other purpose.

For **Walker Chandio& Co LLP**  
Chartered Accountants  
Firm Registration No. 001076N/N500013

**Vijay Vikram Singh**

Partner

Membership No.: 059139

UDIN No : 20059139AAAABA1346

Place: Bengaluru

Date: June 13, 2020

# CEO/CFO Certification

To  
The Board of Directors  
**Triveni Turbine Limited**

Sub: CEO/CFO certification under Regulation 17 (8) of Listing Regulations

We, Dhruv M. Sawhney, Chairman and Managing Director, Arun Prabhakar Mote, Executive Director and Deepak Kumar Sen, Executive Vice President & CFO certify to the Board that:

- (a) We have reviewed financial statements and the cash flow statement for the year ended March 31, 2020 and that to the best of our knowledge and belief:
  - (i) These statements do not contain any materially untrue statement or omit any material fact or contain statements that might be misleading;
  - (ii) These statements together present a true and fair view of the Company's affairs and are in compliance with existing accounting standards, applicable laws and regulations.
- (b) There are, to the best of our knowledge and belief, no transactions entered into by the Company during the year which are fraudulent, illegal or violate of the Company's code of conduct.
- (c) We accept responsibility for establishing and maintaining internal controls for financial reporting and that we have evaluated the effectiveness of internal control systems of the Company pertaining to financial reporting and we have disclosed to the auditors and the Audit Committee, deficiencies in the design or operation of such internal controls, if any, of which we are aware and the steps we have taken or propose to take to rectify these deficiencies.
- (d) We have indicated to the auditors and the Audit Committee:
  - (i) That there were no significant changes in internal control over financial reporting during the year;
  - (ii) There were no significant changes in accounting policies during the year; and
  - (iii) That there were no instances of significant fraud, of which we have become aware and the involvement therein, if any, of the management or an employee having a significant role in the Company's internal control system over financial reporting.

**Deepak Kumar Sen**  
Executive Vice President & CFO  
  
Place: Bengaluru  
Date: June 13, 2020

**Arun Prabhakar Mote**  
Executive Director  
DIN; 01961162  
Place: Bengaluru

**Dhruv M. Sawhney**  
Chairman and Managing Director  
DIN: 00102999  
Place: New Delhi

# Certificate of Non-Disqualification of Directors

(Pursuant to Regulation 34(3) and Schedule V Para C clause (10)(i) of the SEBI (Listing Obligations and Disclosure Requirements) Regulations, 2015)

To,  
The Members of  
**Triveni Turbine Limited**  
A-44, Hosiery Complex Phase-II, Extension,  
Noida, Uttar Pradesh- 201305

We have examined the relevant registers, records, forms, returns and disclosures received from the Directors of TRIVENI TURBINE LIMITED having CIN-L29110UP1995PLC041834 and having registered office at A-44, HOSIERY COMPLEX PHASE-II EXTENSION, NOIDA UP 201305 (hereinafter referred to as 'the Company'), produced before us by the Company for the purpose of issuing this Certificate, in accordance with Regulation 34(3) read with Schedule V Para-C Sub clause 10(i) of the Securities Exchange Board of India (Listing Obligations and Disclosure Requirements) Regulations, 2015.

In our opinion and to the best of our information and according to the verifications (including Directors Identification Number (DIN) status at the portal [www.mca.gov.in](http://www.mca.gov.in)) as considered necessary and explanations furnished to us by the Company & its officers, We hereby certify that none of the Directors on the Board of the Company as stated below for the Financial Year ending on 31st March, 2020 have been debarred or disqualified from being appointed or continuing as Directors of companies by the Securities and Exchange Board of India and Ministry of Corporate Affairs or any such other Statutory Authority.

S.No	Name of Director	DIN	Date of appointment in Company
1	Mr. Dhruv Manmohan Sawhney	00102999	10/05/2011
2	Mr. Nikhil Sawhney	00029028	10/05/2011
3	Mr. Tarun Sawhney	00382878	03/12/2007
4	Ms. Homai Ardeshir Daruwalla	00365880	01/11/2018
5	Mr. Santosh Pande	01070414	19/07/2017
6	Mr. Anil Purushottam Kakodkar	03057596	01/11/2018
7	Mr. Arun Prabhakar Mote	01961162	01/11/2012
8	Mr. Shailendra Bhandari	00317334	20/05/2019
9	Ms Vasantha Suresh Bharucha*	02163753	19/03/2014
10	Mr. Shekhar Datta*	00045591	02/10/2012

\* Mr Shekhar Datta and Ms Vasantha Suresh Bharucha have ceased to be the Directors of the Company on completion of their respective tenure (second term) as Independent Non Executive Directors on March 31, 2020

Ensuring the eligibility of for the appointment / continuity of every Director on the Board is the responsibility of the management of the Company. Our responsibility is to express an opinion on these based on our verification. This certificate is neither an assurance as to the future viability of the Company nor of the efficiency or effectiveness with which the management has conducted the affairs of the Company.

For **Suresh Gupta & Associates**  
Company Secretaries

Sd/-

**Suresh Gupta**

(Proprietor)

C. P. No 5204

FCS No. 5660

UDIN F005660B000317543

Place: Noida

Date: June 04, 2020



## Annexure-D

# Secretarial Audit Report

For the Financial Year Ended March 31, 2020

[Pursuant to Section 204(1) of the Companies Act, 2013 and Rule No. 9 of the Companies (Appointment and Remuneration of Managerial Personnel) Rules, 2014]

To,  
The Members,  
**Triveni Turbine Limited**  
(CIN: L29110UP1995PLC041834)  
A-44 Hosiery Complex Phase II, Extension,  
Noida, Uttar Pradesh-201305

We have conducted the secretarial audit of the compliance of applicable statutory provisions and the adherence to good corporate practices by **Triveni Turbine Limited** (hereinafter called the Company). Secretarial Audit was conducted in a manner that provided us a reasonable basis for evaluating the corporate conducts/statutory compliances and expressing our opinion thereon.

### We report that-

- a) Maintenance of secretarial records is the responsibility of the management of the Company. Our responsibility is to express an opinion on these secretarial records based on our audit.
- b) We have followed the audit practices and processes as were appropriate to obtain reasonable assurance about the correctness of the contents of the secretarial records. The verification was done on test basis to ensure that correct facts are reflected in secretarial records. We believe that the processes and practices, we followed provide a reasonable basis for our opinion.
- c) We have not verified the correctness and appropriateness of the financial statements of the Company.
- d) Wherever required, we have obtained the Management Representation about the compliances of laws, rules, regulations and standards and happening of events etc.
- e) The compliance of the provisions of the corporate and other applicable laws, rules, regulations and standards is the responsibility of the management. Our examination was limited to the verification of procedures on test basis.
- f) The Secretarial Audit Report is neither an assurance as to the future viability of the Company nor of the efficacy or

effectiveness with which the management has conducted the affairs of the Company.

- g) The auditor adhered to best professional standards and practices as could be possible while carrying out audit during the lock-down conditions due to Covid-19. The Company made due efforts to make available the relevant records and documents which were verified through online means to conduct and complete the audit in the aforesaid lock-down conditions.

Based on our verification of the Company's books, papers, minutes books, forms and returns filed and other records maintained by the Company and also the information provided by the Company, its officers, agents and authorized representatives during the conduct of Secretarial Audit, we hereby report that in our opinion, the Company has, during the audit period covering the financial year ended on March 31, 2020 ("Audit Period") complied with the statutory provisions listed hereunder and also that the Company has proper Board processes and compliance mechanism in place to the extent, in the manner and subject to the reporting made hereinafter:

We have examined the books, papers, minute books, forms and returns filed and other records maintained by the Company for the financial year ended on March 31, 2020 according to the provisions of:-

- (i) The Companies Act, 2013 (the Act) and the rules made thereunder;
- (ii) The Securities Contracts (Regulation) Act, 1956 ('SCRA') and the rules made thereunder;
- (iii) The Depositories Act, 1996 and the Regulations and Bye-laws framed thereunder;

- (iv) Foreign Exchange Management Act, 1999 and the rules and regulations made thereunder to the extent of Foreign Direct Investment, Overseas Direct Investment and External Commercial Borrowings, where applicable;
- (v) The following Regulations and Guidelines prescribed under the Securities and Exchange Board of India Act, 1992 ('SEBI Act'):-
- (a) The Securities and Exchange Board of India (Substantial Acquisition of Shares and Takeovers) Regulations, 2011;
  - (b) The Securities and Exchange Board of India (Prohibition of Insider Trading) Regulations, 2015;
  - (c) \*The Securities and Exchange Board of India (Issue of Capital and Disclosure Requirements) Regulations, 2009 and Securities and Exchange Board of India (Issue of Capital and Disclosure Requirements) Regulations, 2018;
  - (d) \*The Securities and Exchange Board of India (Share based Employee Benefits) Regulations, 2014;
  - (e) \*The Securities and Exchange Board of India (Issue and Listing of Debt Securities) Regulations, 2008;
  - (f) The Securities and Exchange Board of India (Registrars to an Issue and Share Transfer Agents) Regulations, 1993 regarding the Companies Act, 2013 and dealing with client;
  - (g) \*The Securities and Exchange Board of India (Delisting of Equity Shares) Regulations, 2009;
  - (h) \*The Securities and Exchange Board of India (Buyback of Securities) Regulations, 1998 and Securities and Exchange Board of India (Buy-back of Securities) Regulations, 2018, to the extent applicable; and
  - (i) The Securities and Exchange Board of India (Listing Obligations and Disclosure Requirements) Regulations, 2015.

\*No event took place under these regulations during the audit period.

We have also examined compliance with the applicable clauses of the Secretarial Standards on Meetings of the Board of Directors and on General Meetings issued by the Institute of Company Secretaries of India which has been generally complied with.

During the audit period, the Company has complied with the provisions of the Act, Rules, Regulations, Guidelines and Standards, to the extent applicable, as mentioned above.

- (vi) The Company is a leading manufacturer of industrial steam turbine. Following are the laws specifically applicable to the Company, being in heavy industry:-

- Batteries (Management and Handling) Rules, 2001 made under Environment (Protection) Act, 1986; and
- Petroleum Act, 1934 and rules made thereunder.

We have checked the compliance management system of the Company to obtain reasonable assurance about the adequacy of systems in place to ensure compliance of specifically applicable laws and this verification was done on test basis. We believe that the Audit evidence which we have obtained is sufficient and appropriate to provide a basis for our audit opinion. In our opinion and to the best of our information and according to explanations given to us, we believe that the compliance management system of the Company seems adequate to ensure compliance of laws specifically applicable to the Company.

**We further report that** the Board of Directors of the Company is duly constituted with proper balance of Executive Directors, Non-Executive Directors and Independent Directors. The changes in the composition of the Board of Directors that took place during the audit period were carried out in compliance with the provisions of the Act.

Adequate notices were given to all directors to schedule the Board Meetings. Agenda and detailed notes on agenda were sent in advance of the meetings and a system exists for seeking and obtaining further information and clarifications on the agenda items before the meeting for meaningful participation at the meeting.

Board decisions are carried out with unanimous consent and therefore, no dissenting views were required to be captured and recorded as part of the minutes.

**We further report that** there are adequate systems and processes in the Company commensurate with the size and operations of the Company to monitor and ensure compliance with applicable laws, rules, regulations, standards and guidelines.

For **Sanjay Grover & Associates**  
Company Secretaries  
Firm Registration No.: P2001DE052900

Sd/-

**Mohinder Paul Kharbanda**

Partner

New Delhi  
June 13, 2020

M. No.: F2365, CP No.: 22192  
UDIN F 002365B000340648

## Annexure-E

# Report on CSR Activities/ Initiatives

1. A brief outline of the Company's CSR policy, including overview of the projects or programmes proposed to be undertaken and reference to the web-link to the CSR Policy and projects or programmes

In accordance with the provisions of the Companies Act, 2013 and the rules framed there under, the Board of Directors of the Company have, on the recommendation of the CSR Committee, adopted a CSR Policy for undertaking and monitoring the CSR programmes, projects in the areas stated in Schedule VII of Act. The policy has been uploaded on the website of the Company at <http://www.triveniturbines.com/key-policies>.

During the year under review, CSR initiatives have been made mainly in the areas of healthcare, education and environment sustainability.

2. The composition of the CSR Committee:

- (i) Mr. Nikhil Sawhney, Chairman
- (ii) Ms Homai A Daruwalla
- (iii) Mr. Tarun Sawhney
- (iv) Mr. Arun P. Mote

3. Average Net Profit of the Company for last 3 financial years: ₹ 1,525.73million

4. Prescribed CSR expenditure (2% of amount): ₹ 30.51million

5. Details of CSR activities/projects undertaken during the year:

- a) Total amount spent /committed to be spent for the financial year: ₹ 30.66 million
- b) Amount unspent, if any: Nil.

- c) Manner in which the amount spent during financial year is detailed below:

(₹ in Million)

1	2	3	4	5	6	7	8
Sr No	CSR project/ activity identified	Sector in which the Project is covered	Projects/ Programmes 1. Local area/ others- 2. Specify the state / district (Name of the District/s, State/s where project/ programme was undertaken)	Amount outlay (budget) project/ programme wise	Amount spent on the project/ programme expenditure on project/ programme, 2. Overheads:*	Cumulative spend upto the reporting period	Amount spent: Direct/ through implementing agency
1	Caring for the disabled children	Promoting education including special education among the differently abled	1. Local Area 2. Bengaluru	1.20	1.20	1.20	Through implementing agency: Dharithree Trust
2	Caring for the differently abled children	Education and Training for Special/ Differently-abled children	1. Local Area 2. Bengaluru	1.35	1.35	1.35	Through implementing agency: Aruna Chetna
3	Providing education to under-privileged children at Pre-Nursery school.	Promoting education among children	1. Local Area 2. Bengaluru	0.27	0.27	0.27	Through implementing agency: Govt Model Primary School, Peenya

(₹ in Million)

1	2	3	4	5	6	7	8
Sr No	CSR project/ activity identified	Sector in which the Project is covered	Projects/ Programmes 1. Local area/ others- 2. Specify the state / district (Name of the District/s, State/s where project/ programme was undertaken)	Amount outlay (budget) project/ programme wise	Amount spent on the project/ programme 1. Direct expenditure on project/ programme, 2. Overheads:*	Cumulative spend upto the reporting period	Amount spent: Direct/ through implementing agency
4	Providing education to the rural students	Promoting education among children	1. Local Area 2. Bengaluru	0.48	0.48	0.48	Through implementing agency: Govt Model Primary School, Peenya
5	Support to Nursing School	Promoting education including employment enhancing vocation skills especially among women	1. Others 2. Delhi	2.90	2.90	2.90	Through implementing agency: Tirath Ram Shah Charitable Trust
6	Providing Master class series on emerging Technology	Promoting education and leadership development and open dialogue on important issue facing Indian Society	1. Others 2. Delhi	1.20	1.20	1.20	Through implementing agency: Ananta Aspen Centre
7	Providing training on environmental sustainability to various renewable energy plants	Ensuring environmental sustainability,	1. Local Area 2. Bengaluru	2.08	2.09	2.09	Through implementing agency: Metis ERC (I) Private Limited
8	Water tool Applications for Sustainable Solutions, Enhanced capacities, and Renewal Phase 2	Ensuring environmental sustainability, ecological balance, conservation of natural resources and maintaining quality of water	1. Others 2. Delhi	10.00	10.00	10.00	Through implementing agency: CII-Triveni Water Institute, Gurgaon
9	Support for new SC02 based power generator project	Ensuring environmental sustainability; conservation of natural resources	1. Local Area 2. Bengaluru	6.00	6.00	6.00	Through implementing agency: Indian Institute of Science, Bengaluru
10	Preventive health programme for females	Promoting healthcare including preventive health care	1. Others 2. Delhi	3.47	3.47	3.47	Through implementing agency: Tirath Ram Shah Charitable Trust
11	Protecting the Girl Child from Cervical Cancer	Promoting healthcare including preventive health care	1. Others 2. Delhi	0.66	0.66	0.66	Through implementing agency: Tirath Ram Shah Charitable Trust

(₹ in Million)

1	2	3	4	5	6	7	8
Sr No	CSR project/ activity identified	Sector in which the Project is covered	Projects/ Programmes 1. Local area/ others- 2. Specify the state / district (Name of the District/s, State/s where project/ programme was undertaken)	Amount outlay (budget) project/ programme wise	Amount spent on the project/ programme 1. Direct expenditure on project/ programme, 2. Overheads:*	Cumulative spend upto the reporting period	Amount spent: Direct/ through implementing agency
12	New Born Screening Programme	Promoting healthcare including preventive health care	1. Others 2. Delhi	0.40	0.40	0.40	Through implementing agency: Tirath Ram Shah Charitable Trust
13	Project Management Expenses			0.64	0.64	0.64	
<b>Total</b>				<b>30.65</b>	<b>30.66</b>	<b>30.66</b>	

\*Note: Column 6 represents direct expenditure on the projects except in Sr. No. 13 wherein it represents project management overheads.

6. In case the Company has failed to spend the 2% of the average net profit of the last 3 financial years or any part thereof, reasons for not spending the amount is in its Board Report.

Not applicable

7. The CSR Committee confirms that the implementation and monitoring of CSR Policy, is in compliance with CSR objectives and Policy of the Company.

**Dhruv M Sawhney**  
Chairman and Managing Director  
DIN: 00102999

**Nikhil Sawhney**  
Chairman of CSR Committee  
DIN: 00029028

## Annexure-F

### (A) Conservation of Energy

#### I) Steps taken or impact on conservation of energy:

Manufacturing Facilities at both Peenya and Sompura are Green Factories. Continuous endeavour is to optimise the energy consumption through implementation of ISO 14001 Environmental Management Systems. New Opportunities for conservation of energy is identified through Environmental Management Programs and Operational Control Procedures. Further the Kaizen movement through Total Employee Involvement supplements the continuous improvements in the areas of energy conservation. The manufacturing facilities of the Company are not power or fuel intensive. Hence the scope for major conservation of energy is limited. The following steps are being taken for conservation of energy.

1. Company follows rigorous evaluation at the equipment selection stage to ensure energy efficiency.
2. Energy efficient LEDs are adopted and Fluorescent lamps, CFLs, MVL are phased out
3. Ensuring power factor is maintained above 0.95 through capacitor banks
4. Large AC induction motors are operated through Variable Frequency drives
5. Use of roof top PV generators
6. Use of natural draft driven fume extractors
7. Use of polycarbonate sheets on roof to minimise the use of electric lamps
8. Use of Timer control for street lights to save electric power
9. Regular awareness programs to all employees on conservation of Energy.
10. Pooling of the Testing of turbines to conserve fuel for startup of boilers

Company is able to save 390.24 MWH of electrical power during the year through the above approaches

#### (II) The steps taken by the Company for utilising alternate sources of energy;

1. Generation of electricity through roof top Solar Photovoltaic (PV) plants resulted in savings of 337.50 MWH during FY20. On Holidays the power thus generated is fed back to Grid through net metering.
2. Factory roof is provided with translucent sheets to utilise the natural light during day time.
3. Self driven natural draft operated Roof Turbo ventilator is used thus avoiding use of electric energy.

#### (III) The capital investment on energy conservation equipment;

No Capital investment made during FY 2019-20

### (B) Technology Absorption

As Triveni Turbine is the major player in both domestic and global market, the Company carries out technology enhancement through continuous multi-generational product programs. These programs are structured to achieve product competitiveness on critical to success parameters viz cost, efficiency, robustness and operability which translate into customer revenue and operation benefits. Triveni products are enabled for faster start-up cycles to increase uptime. Triveni has developed advanced remote monitoring and diagnostic solutions for turbine island.

As part of continuous product upgrade, high efficiency compact series turbines are introduced which reduces carbon footprints, running and maintenance cost of the TG set. To meet market needs, sector specific product upgrades in process co-generation, Cement waste heat application, distillery application has been introduced.

Triveni has developed tailor made solutions for retrofit market of other OEM aging fleet. Above help in widening the product and service offerings to diverse segments.

The Company has leveraged in-house R&D expertise along with institutional help like of reputed national & international technical institutes and domain expert consultants from India and abroad to come up with well engineered product solutions. Triveni has carried out experimental validation of turbine steam path, such as for cascade testing of aerofoil and in-house load testing of upgraded blade-path.

**(a) The efforts made towards technology absorption:**

- i. Executing steam turbine projects in Oil & Gas sector for drive applications
- ii. Development of turbines for defence application
- iii. Employing injection steam cycles for waste heat recovery in steam turbine projects.
- iv. Continuous upgrade of aero paths.
- v. Executing compressor drive turbine projects for process industries.
- vi. Cascade testing of aerofoils and feedback implementation.
- vii. Development of in-house load testing capabilities for aero validations.
- viii. Execution of medium reaction turbines.
- ix. Footprint and efficiency upgrade of reaction turbines.
- x. Development of abradable coatings to improve sealing efficiency
- xi. Development of laser cladding to reclaim journals of refurbishing rotors and blade hardening.
- xii. Upgrade of HVOF process for LP blade coating.
- xiii. Development of laser welding for seats and valves
- xiv. Development of LP blade edge induction hardening process
- xv. Employment of 3D printing for rapid prototyping.
- xvi. Development of processes for machining of compressor rotors and impellers.

**(b) The benefits derived like product improvement, cost reduction, product development or import substitution:**

- i. Improvement of field performance of turbines by domain experts, state-of-the-art CFD, experimental validations.
- ii. Improvement in operability through remote monitoring of turbine systems.
- iii. Improvement in productivity & faster delivery time.
- iv. Improvement in reliability by robustness features.

- v. Contribution towards environmental sustainability through reduction in carbon footprints of TG set
- vi. Improvement in start-up cycles at several levels by using, Heat Transfer, Transient Analysis and Stress Analysis software.
- vii. Achieve competitiveness in product offerings by improved cost and efficiency levels.

**(c) In case of imported technology (imported during the last three years reckoned from the beginning of the financial year):**

- a) the details of technology imported  
- Not applicable
- b) the year of import;  
- Not applicable
- c) whether the technology been fully absorbed;  
- Not applicable
- d) if not fully absorbed, areas where absorption has not taken place, and the reasons thereof  
- Not applicable

**(d) The expenditure incurred on Research and Development.**

**Expenditure on R&D**

(₹ in Million)

Particulars	31-Mar-2020	31-Mar-2019
a) Capital	23.73	13.16
b) Recurring	62.50	68.77
c) Total	86.23	81.93
d) Total R&D expenditure as percentage of turnover	1.06%	0.99%

**(C) Foreign Exchange Earnings and Outgo**

(₹ in Million)

Particulars	31-Mar-2020	31-Mar-2019
Foreign Exchange earned in terms of actual inflows	3736.81	3869.50
Foreign Exchange outgo in terms of actual outflows	543.43	773.47

For and on behalf of the Board of Directors

**Dhruv M Sawhney**  
Chairman and Managing Director  
DIN: 00102999

## Annexure-G

### Particulars of Employees Pursuant to Section 197(12) of the Companies Act, 2013 Read with Rule 5(1) of the Companies (Appointment and Remuneration of Managerial Personnel) Rules, 2014

- (i) The ratio of the remuneration of each Director to the median remuneration of the employee of the Company for the Financial year 2019-20 and percentage increase in remuneration of each Director, CFO and CS in the Financial year 2019-20.

Name of Director/KMP and Designation	Ratio of remuneration of Directors to Median Remuneration	% of increase of remuneration in the Financial Year 2019-20
Mr. Dhruv M. Sawhney* Chairman and Managing Director	NA	NA
Mr. Nikhil Sawhney Vice Chairman and Managing Director	56.07	4.8%
Mr. Arun Prabhakar Mote Executive Director	36.66	6.0%
Mr. Tarun Sawhney Non Executive Director	1.81	(5.1%)
Dr. Santosh Pande Non Executive Independent Director	1.96	(10.2%)
Ms. Homai A. Daruwalla Non Executive Independent Director	1.94	53.9%
Dr. Anil Kakodkar Non Executive Independent Director	1.44	20.9%
Mr. Shailendra Bhandari** Non Executive Independent Director	1.63	NA
Mr. Shekhar Datta*** Non Executive Independent Director	1.83	(4.8%)
Dr. (Mrs.) Vasantha S Bharucha*** Non Executive Independent Director	2.09	(7.0%)
Mr. Deepak Kumar Sen Chief Financial Officer	7.77	1.5%
Mr. Rajiv Sawhney Company Secretary	4.03	9.6%

\*No Salary is being drawn by the CMD.

\*\* Joined w.e.f. May 20, 2019

\*\*\* Ceased to be director w.e.f April 1, 2020

- (ii) The median remuneration of employees during the financial year was ₹ 0.766 million.
- (iii) In the current financial year, there was an increase of 6.3 % in the median remuneration of employees.
- (iv) There were 624 permanent employees (536 officers and 88workmen) on the rolls of the Company as on March 31, 2020.
- (v) The average percentile salary increase of employees other than managerial personnel was 8.54 % against 5.27 % in the managerial remuneration. The overall increase in the remuneration is in commensurate with industry standards.
- (vi) It is hereby affirmed that the remuneration paid during the financial year ended March 31, 2020 is as per the Nomination and Remuneration policy of the Company.

Note:

- As the liability for gratuity and leave encashment is provided on an actuarial basis for the Company as a whole, the amount pertaining to the key managerial personnel are not ascertainable and, therefore, not included.
- The employee and salary details are provided for all permanent employees other than trainees.

For and on behalf of the Board of Directors

**Dhruv M Sawhney**  
Chairman and Managing Director  
DIN: 00102999



# Annexure-I

## Business Responsibility Report – 2019-20

### Section A: General Information about the Company

1. **Corporate Identity Number (CIN) of the Company** - L29110UP1995PLC041834
2. **Name of the Company** - Triveni Turbine Limited.
3. **Registered Address** - A-44, Hosiery Complex, Phase –II Extn., Noida – 201 305, U.P
4. **Website** - [www.triveniturbines.com](http://www.triveniturbines.com)
5. **E-mail ID** – shares.ttl@trivenigroup.com
6. **Financial Year reported** – 2019-20
7. **Sector(s) that the Company engaged in**

NIC Code	Product Description
281	Steam Turbine and Accessories and parts thereof
331	Servicing Operations and Maintenance of Steam Turbines

8. **List three key products/services that the Company manufactures/provides:**

- 1 Steam Turbine and Accessories
- 2 Supply of Parts
- 3 Refurbishing and Services

9. **Total number of location where business activity is undertaken by the Company**

The Company carries out its business directly and through its subsidiary companies, including through their network of offices.

i. **Number of International Locations (Provide details of major 5)**

The Company operates in the following locations through its foreign subsidiaries and their network of offices  
London, UK; Dubai, UAE; Johannesburg, South Africa and Bangkok, Thailand

ii. **National Locations:**

The manufacturing facilities are situated in Peenya & Sompura, both in the state of Karnataka and its corporate and registered office is situated in Noida, UP. Further, it has Sales and Service offices at Noida, Naini, Mumbai, Pune, Kolkata, and Hyderabad. These offices serve customers in domestic market in their respective territories.

10. **Markets served by the Company: Local/State /National/ International**

Local	State	National	International
√	√	√	√

The Company serves in both domestic and international market extensively. In domestic market, the Company serves across the country in all States and UTs. In International market, the Company has already installations in more than 70 countries and the numbers growing.

## Section B: Financial Details of the Company

		Triveni Turbine Limited	
		FY-20 Standalone ₹ million	FY-20 Consolidated ₹ million
1	Paid-up Capital	323.30	323.30
2	Total Turnover		
	(a) Revenue from operations	8098.99	8178.68
	(b) Other income	218.42	145.84
3	Total Comprehensive Income for the year	1019.20	1149.45

#### 4. Total Spending on Corporate Social Responsibility (CSR) as percentage of profit before tax:

The Company has spent an amount of ₹ 30.66 million during the financial year 2019-20 which amounts to 2% of average net profit before tax for previous three years on standalone basis. Thus the total CSR spent for the year 2019-20 is 2.79% of Profit After Tax for the year.

The CSR Committee of the Company deliberates and selects most appropriate CSR proposals as per Company's CSR policy and recommends those proposals to the Board of Directors for approval. The Company spends on CSR projects upon approval by the Board. The Committee periodically reviews and monitor the progress of all approved CSR projects.

Additionally, during financial year 2019-20, the Joint Venture Company, GE Triveni Ltd, Bengaluru has spent ₹ 1.23 million for CSR activities as per its obligations.

#### 5. List of activities in which expenditure in (4) above has been incurred: -

- Health care- Preventive and critical care for women and children
- Education
- Technology and Innovation
- Environment and sustainable solutions for renewable energy & water resources.

## Section C: Other Details

#### 1. Does the Company have any Subsidiary Company/ Companies?

Yes, the Company has a wholly owned foreign subsidiary, two foreign step down subsidiaries and a Joint Venture Company in India.

#### 2. Do the Subsidiary Company/Companies participate in the BR Initiatives of the parent company? If yes, then indicate the number of such subsidiary company(s).

There are no formalized arrangements but in respect of most of the issues relating to business responsibility, the values, policies and thinking of the parent company are practiced in the normal conduct of the business by the subsidiary companies.

#### 3. Do any other entity/entities (e.g. suppliers, distributors etc.) that the Company does business with, participate in the BR initiatives of the Company?

The Company does not mandate its suppliers to follow its BR initiatives but they are explained about such initiative and are encouraged to adopt such initiatives. There are quite a few large suppliers and other business partners which pursue their own BR initiatives.

**If yes, then indicate the percentage of such entity/entities? [Less than 30%, 30-60%, More than 60%].**

Not Applicable

## Section D: BR Information

#### 1. Details of Director/Directors responsible of BR

##### a) Details of the Director/Directors responsible for implementation of the BR policy/policies

The BR initiatives are informally led by the Executive Director under guidance of the CSR Committee and under overall supervision of Board of Directors.

##### b) Details of the BR head\*

S. No.	Particulars	Details
1.	DIN Number (if applicable)	01961162
2.	Name	Mr. Arun P. Mote
3.	Designation	Executive Director
4.	Telephone number	080-2216-4000
5.	e-mail id	ceo@triveniturbines.com

## 2. Principle-wise (as per NVGs) BR Policy/policies (Reply in Y/N)

The National Voluntary Guidelines on Social, Environmental and Economic Responsibilities of Business (NVGs) released by the Ministry of Corporate Affairs has adopted nine areas of Business Responsibility. These briefly are as follows:

<b>P1</b>	Business should conduct and govern themselves with ethics, Transparency and Accountability.
<b>P2</b>	Businesses should provide goods and services that are safe and contribute to sustainability throughout their life cycle.
<b>P3</b>	Businesses should promote the well-being of all employees.
<b>P4</b>	Businesses should respect the interests of, and be responsive towards all stakeholders, especially those who are disadvantaged, vulnerable and marginalized.
<b>P5</b>	Businesses should respect and promote human rights.
<b>P6</b>	Business should respect, protect, and make efforts to restore the environment.
<b>P7</b>	Businesses, when engaged in influencing public and regulatory policy, should do so in a responsible manner.
<b>P8</b>	Businesses should support inclusive growth and equitable development.
<b>P9</b>	Businesses should engage with and provide value to their customers and consumers in a responsible manner.

S. No	Questions	P1	P2	P3	P4	P5	P6	P7	P8	P9
1	Do you have policy/policies for BR	Yes. The Company has policy for Business Responsibility. Besides, the Company has formulated policies and standard operating procedure (SOP) to provide clarity to its personnel at various operating level.								
2	Has the policy being formulated in consultation with the relevant stakeholder?	The Company has formulated the policies, SOPs and adopted best practices by considering inputs, feedback and sensitivities of the stake holders, wherever practicable.								
3	Does the policy conform to any national/ international standards? If yes, specify? (50 words)	Yes, the policies/practices broadly conform to the National Voluntary Guidelines (NVGs) issued by the Ministry of Corporate Affairs, Government of India, July 2011								
4	Has the policy being approved by the Board? If yes, has it been signed by MD/owner/CEO/ appropriate Board Director?	Policies have been approved by the Board wherever it is mandatorily required and signed by the Executive Director/authorized signatories.								
5	Does the company have a specified committee of the Board/Director/Official to oversee the implementation of the policy?	The BR initiatives are led by the Executive Director of the Company under guidance of CSR Committee and overall supervision of the Board of Directors.								
6	Indicate the link for the policy to be viewed online?	The BR initiatives are presently governed by various Policies(such as Code of conduct, whistle blower policy, Corporate Social Responsibility Policy, Code of Fair Disclosure). These policies can be viewed at: <a href="http://www.triveniturbines.com">www.triveniturbines.com</a> on the Company's website.								
7	Has the policy been formally communicated to all relevant internal and external stakeholders?	The internal stakeholders have been made aware of the policies. SOPs are distributed to all HODs for wide circulation. External Stakeholders are communicated to the extent applicable and relevant. The mandatory policies are also updated on the website of the Company.								
8	Does the company have in-house structure to implement the policy/policies	Y	Y	Y	Y	Y	Y	Y	Y	Y
9	Does the Company have a grievance redressal mechanism related to the policy/ policies to address stakeholders' grievances related to the policy/policies?	The Company has an effective system of recording comments / complaints of the stake holders and relating to above policies and there is a time bound approach to resolve such complaints in a fair manner.								
10	Has the Company carried out independent audit/evaluation of the working of this policy by an internal or external agency?	Apart from self-certification, discussions in meetings of cross-functional teams, certain areas related to EHS, customer satisfaction and quality are subject to internal audit by independent third party agencies and domain expert consultants. The compliance is also evaluated during the process of certification of various international quality standards. The spending and controls of corporate social responsibility are audited by statutory auditors.								

2a. If answer to S.No.1 against any principle, is "No" please explain why: (Tick up to 2 options):

S. No	Questions	P1	P2	P3	P4	P5	P6	P7	P8
1	The company has not understood the Principles								
2	The Company is not at a stage where it finds itself in a position to formulate and implement the policies on specified principles.								
3	The Company does not have financial or manpower resources available for the task.								NOT APPLICABLE
4	It is planned to be done within next 6 months								
5	It is planned to be done within next 1 year								
6	Any other reason (please specify)								

### 3. Governance related to BR

- **Indicate the frequency with which the Board of Directors, Committee of the Board or CEO to assess the BR performance of the Company. Within 3 months, 3-6 months, annually, more than 1 year.**

The Vice Chairman and Managing Director and Executive Director review and assess the BR performance of the Company at least once a year. Other senior officers of the company review them more frequently.

- **Does the Company publish a BR or a Sustainability Report? What is the hyperlink for viewing this report? How frequently it is published?**

The Company publish annual Business Responsibility Report on yearly basis and publish it in Company's Annual Report. The same is hosted in Company's website [www.triveniturbines.com](http://www.triveniturbines.com).

## Section E: Principle-wise performance

### Principle 1: Ethics, Transparency and Accountability

The Company's commitment to ethical and lawful business conduct is a fundamental shared value of the Board of Directors, senior management and all employees of the Company and its subsidiaries. The Corporate Governance philosophy of the Company is anchored on the values of integrity, transparency, building efficient and sustainable environment, system and practices to ensure accountability, transparency, fairness in all the transactions in the widest sense to meet stakeholders and societal expectations. The Code of Conduct and other policies adopted by the Company apply to the employees of the Company. In addition, the Company has a Whistle Blower Policy through which the Company seeks to provide a mechanism to the employees and directors to disclose any unethical and/or improper practice(s) suspected to be taking place in the Company for appropriate action and reporting. Further, no employee

is denied access to the Audit Committee and all disclosures, non-compliances if any, are reported to the Chairman of the Audit Committee. The Code of Conduct and Whistle Blower Policy are uploaded on the Company's website- [www.triveniturbines.com](http://www.triveniturbines.com).

#### 1. Does the Policy relating to ethics, bribery and corruption cover only the Company? Does it extend to the Group / Joint Ventures / Suppliers/ Contractors / Others?

The policy relating to ethics, bribery and corruption is applicable to the Company as well as its wholly owned foreign subsidiaries. Such matters are reviewed by the Board of Directors of the subsidiaries. The policies hosted in Companies website are applicable also to all wholly owned subsidiaries. GE Triveni Ltd., a joint venture of the company, has framed its own policies in this regards. The Company also encourages its suppliers and contractors to adopt such practices and follow the concept of being a responsible business entity.

#### 2. How many stakeholders' complaints have been received in the past financial year and what percentage was satisfactorily resolved by the management? If so, provide details thereof.

In the course of business, the Company has received 7 nos queries from shareholders during the year, which were all resolved. Further, 32 Customer queries/ complaints were received during the year relating to functionality and quality of the steam turbines of which 22 were resolved satisfactorily, 9 attended by the Company and awaiting customer confirmation and one complaint was pending as of March 31st. With a view to achieve maximum customer satisfaction, the Company gives utmost importance to resolve such inputs and absorbs the learning in the system and processes to avoid recurrence. Other than the aforesaid, the Company did not receive any major complaints and none of the major complaints is outstanding at the end of the year.

## Principle 2: Sustainability of Products & Services across Life –Cycle

### 1. List up to 3 of your products or services whose design has incorporated social or environmental concerns, risks and / or opportunities

The Company manufactures Steam turbines, spare parts and provides services relating thereto, including refurbishment of steam turbines of other makes. The products supplied by the company are environmental friendly and help industries to lower costs through cost competitive generation of power for captive consumption and/or for external sale.

The Company supports environment sustainability with significant focus on thermal efficiency improvements to meet key customer expectations. The Steam Turbines supplied in power plants are run on non-fossil/renewable fuels like sugarcane bagasse, biomass, municipal waste and waste heat from process plants and gas turbines. The Company has a well-equipped Research and Development department which is engaged in continually developing highly efficient turbines keeping in view the social and environmental concerns. With higher efficiency turbine solutions, on which the Company is consistently concentrating, there will be considerable reduction in carbon foot print.

The Company has introduced **Hybrid (Reaction –Impulse) design** which combines the unique advantages of both reaction and impulse technologies for fuel efficiency, robustness and compactness. The customers are benefitted in terms of less fuel consumption, automated turbine control system, high density turbine with lower foot print with same power output.

Keeping in view the scarcity and cost of fossil fuel the Company has designed Turbine solutions for energy efficient district heating plants, to generate **Combined Heat and Power using** Biomass fuel. District Heating System distributes thermal energy from a central source to residential, commercial and industrial consumers for use in space heating, water heating and process heating.

The Company offers steam turbines that can help industries produce clean energy solutions from waste heat from industrial equipment's like boilers, furnaces, process heaters among others. Waste heat recovery improve energy efficiency and recovering waste heat losses provides an attractive opportunity for an emission free and less costly energy resource.

### 2. For each such product provide the following details in respect of resource use (energy, water, raw material etc) per unit of product (Optional).

- a) Reduction during sourcing/ production/ distribution achieved since the previous year throughout the value chain?

The R&D and Design/Electrical Engineering Departments is engaged in value engineering to achieve reduction of material and consumables usage per turbine in partnership with major supply chain suppliers and sub-contractors. The aim is to generate optimum energy at least cost per MW of power generation, including reduction in consumption of fossil fuels

- b) Reduction during usage by consumers (energy, water) has been achieved since the previous year?

The Company is continually engaged in upgradation of its products to bring about energy conservation to optimize the resource use. Further, it is involved in reducing wastages/ rejections during the manufacturing process (including that of its suppliers & subcontractors) and value engineering activities with a view to reduce costs of products and be competitive, without compromising in any manner on the quality and benchmark efficiencies.

The Company has roof top Solar PV Power Panels as part of the ambitious goal of securing 15% electricity from renewable sources. The installed capacity of the plant is 300 KW (solar photovoltaic (PV) plant) and is capable of generating 0.38 million units annually which resulted in reduction of the carbon footprints of about 392 tonnes annually.

Various other steps taken for conservation of energy are provided in Annexure F to Directors Report.

### 3. Does the Company have procedures in place for sustainable sourcing (including transportation)? If yes, what percentage of your inputs was sourced sustainably?

Yes. The Company is increasingly building its capabilities for effective sustainable sourcing. The company understands the growing expectations of stakeholders (including customers, shareholders, employees, NGOs, trade associations, labor unions, government agencies, etc.) to take responsibility for their supplier's environmental, social and ethical practices. Accordingly, company is increasingly making responsible sourcing an integral part of procurement and supply chain management processes and managing these risks in the supply chain.

Though it is difficult to quantify exactly in terms of percentage of inputs that was sourced sustainably, the Company is increasingly focused on sustainable sourcing and it is on rise.

**4. Has the Company taken any steps to procure goods and services from local and small producers, including communities surrounding their place of work? If yes, what steps have been taken to improve their capacity and capability of local and small vendors?**

i) Yes, the Company encourages highly skilled willing retired employees to develop small or micro companies, around its vicinity, for supply of components to the Company and provide related services. Further, the Company also develops several job workers locally, mostly small producers, for sourcing components. The Company imparts necessary training and engineering skills to the local job workers for their development and ensures sustainable quality deliverables. During the year the Company has procured above 60% of total procurement in terms of value from local sources, where local source is defined as at the State in which the manufacturing plant is established.

ii) The Company also believes in long term partnership with the vendors by having rate contracts with them and providing periodical feedback on their performances in terms of quality, delivery, services, environmental health and safety, which helps the vendors to improve their performance by taking corrective actions on the parameters where they are found lacking. Transparency and fair approach are maintained while dealing with the vendors during the entire procurement cycle.

**5. Does the Company have a mechanism to recycle products and waste? If yes, what is the percentage of recycling of products and waste (separately as <5%, 5-10%, >10%). Also provide details thereof in about 50 words**

Yes, the Company has a mechanism to recycle products and waste. Lubricating oil is recycled using centrifuge filtering process to remove suspended solids and impurities. About 85% to 88% lubricating oil is recovered and reused by this process. Further the waste steel raw-materials arising out of the manufacturing process are sent back to the foundries from where the Company sources the castings. The Company thus ensures almost 100% recycle of steel waste during production with negligible waste.

Paper consumption is monitored and targets set for reduction in usage. Waste paper is recycled. Entire organic

waste is composted in house and used as manure. Domestic effluent is recycled and used for gardening purposes.

**Principle 3: Employee Well-being**

Sl. Category	Response
1. Total number of employees	923* (Includes Permanent, Temporary, Trainee and Contractual employees)
2. Total numbers of employees hired on temporary / contractual / casual basis	276*
3. Total number of permanent women employees	27*
4. Total number of permanent employees with disabilities	Nil
5. Do you have employee association that is recognized by management?	Yes
6. What percentages of your permanent employees are members of this recognized employee association?	About 14%

\* as on March 31, 2020.

**7. Please indicate the number of complaints relating to child labor, forced labor, involuntary labor, sexual harassment in the last financial year and pending, as on the end of the financial year.**

There were no such complaints during the year.

**8. What percentage of your under mentioned employees were given safety & skill up-gradation training in the last year?**

Category	Safety (%)	Skill Up-gradation (%)
Permanent employees	65%	75%
Permanent Women Employees	81%	78%
Casual / Temporary / Contractual employees	31%	NA
Employees with disabilities	NA	NA

**Principle 4: Stake Holder Engagement**

**1. Has the Company mapped its internal and external stakeholders?**

Yes, the key stakeholders of the Company are employees, customers, government authorities, suppliers & Contractors, charitable organizations, trade & chamber associations, shareholders and society.

**2. Out of the above, has the Company identified the disadvantaged, vulnerable & marginalized stakeholders?**

For the Company all the stakeholders are equally significant. However, the Company encourages to associate and develop small and micro suppliers and job workers and assist them to provide requisite engineering skill and access to resources. In addition, the company engages in various CSR activities, mostly for vulnerable and marginalized stakeholders.

**3. Are there any special initiative taken by the Company to engage with the disadvantage, vulnerable and marginalized stakeholders? If so, provide details thereof, in about 50 words**

As a part of the CSR initiatives of the Company, considerable importance is given to disadvantage, vulnerable and marginalized stakeholders – Please refer to Annexure E of the Director’s Report.

**Principle 5: Human Rights**

**1. Does the policy of the Company on human rights cover only the Company or extend to the Group/ Joint Ventures/ Suppliers/ Contractors/ Others?**

The Company has the Human Rights Policy which is primarily applicable to the Company. However, the Company encourages its Joint Ventures, suppliers, contractors and other stake holders to follow its Human Rights Policy and engages with them to elaborate the salient points.

**2. How many stakeholders’ complaints have been received in the past financial year and what percent was satisfactorily resolved by the management?**

During FY 2019-20, the Company has not received any complaints pertaining to human rights from any stakeholder.

**Principle 6: Protection & Restoration of the Environment**

**1. Does the Policy related to Principle 6 cover only the Company or extend to the Group/ Joint Ventures/ Suppliers/ Contractors/ Others.**

The Company’s Policy on Safety, Health & Environment extend, to the extent practicable, to its subsidiaries, Joint Venture, Suppliers and Contractors as well.

**2. Does the Company have strategies / initiatives to address global environmental issues such as climate change, global warming etc.? (Y/N) If yes, please give hyperlink for webpage:**

Yes, as a responsible Corporate entity, the Company conducts Legal and Environmental Audits on a periodic

basis. The Environmental Management System (EMS) is a comprehensive approach to environmental management and continual improvement, which is certified in line with ISO 14001:2015& OHSAS 18001:2007 standards. Audits are being conducted on half yearly basis by a reputed organization, which is recognized by over 50 accreditation bodies and it is applied to all group Companies. The products of the Company are based on renewable energy and are instrumental in generating green power. Please refer to Management Discussion and Analysis section of Annual Report 2020, which is also provided at [www.triveniturbines.com](http://www.triveniturbines.com).

Under Company’s various “Green initiatives”, the Company’s manufacturing plants have more than 4500 trees, zero discharge facility with 100% waste water getting treated and used for gardening along with Kitchen Waste Compost unit. The employees of the Company and its vendors are encouraged to do tree planting in their respective houses, vicinity and factories by free distribution of saplings. Every year about 500 saplings are planted as a part of World Environment Day celebrations.

**3. Does the Company identify and assess potential environmental risks? (Y/N)**

Yes, it is the endeavor of the Company to continually evaluate and subject its processes to stringent scrutiny to minimize the impact of its manufacturing operations on the environment. Further, the same philosophy is practiced in the development of new products, the objective of which is to improve thermal efficiency levels, use renewable energy and be involved in projects linked to green power and alternate power such as power from municipal waste etc.,

**4. Does the Company have any Project related to clean development mechanism? If yes, whether any environmental compliance report is filed.**

No, the Company is not directly associated with any project related to clean development mechanism (CDM). However, in view of its product being environment friendly and related to renewable energy, it must have supplied its products to CDM projects, the details of which are not available with the Company.

At present, under Clean Development Mechanism, company subscribes to create Green Factories. During the current year Company’s Peenya Facility has been awarded prestigious “PLATINUM RATING FOR GREEN FACTORY” under the Indian Green Building Council’s certification scheme. This award is for implementing the green practices in Design of building and facilities, Energy conservation, Water Conservation, Optimization of process

parameters towards conservation of natural resources, Green cover, use of nonconventional energy sources etc. Presently Company is working with Indian Green Building Council (IGBC) for certification of its Sompura facility” and hence continues to demonstrate Company’s commitment to green buildings.

**5. Has the Company undertaken any other initiatives on clean technology, energy efficiency, renewable energy, etc.**

The Company currently sources 15% of its electricity from renewables. Energy Conservations measures have been implemented at all the plants and offices of the Company and special efforts are being put on undertaking specific energy conservation projects. Most importantly, the steam turbines manufactured by the Company largely operate on non-fossil fuel, renewable in nature, to meet the steam and power requirements of its customers.

The Peenya plant generates 300 KW using solar power which meets 30% of our total consumption. The Company has similar plans for its new facility in Sompura which will be implemented in due course.

**6. Are the Emissions/ Waste generated by the Company within the permissible limits given by CPCB/ SPCB for the financial year being reported?**

Yes, the Emissions / waste generated by the Company are within the permissible limits given by Central Pollution Control Board (“CPCB”) / State Pollution Control Board (“SPCB”).

**7. Number of show cause / legal notices received from CPCB/ SPCB which are pending (i.e. not resolved to satisfaction) as on end of financial year.**

No such notices were received during the year or pending at the end of the financial year.

**Principle 7: Responsible Advocacy**

**1. Is your Company a member of any trade and chamber or association? If yes, name only the ones that your business deals with:**

The Company is a member of various trade and chamber associations. The major ones are:

- a. Confederation of Indian Industries (CII)
- b. Federation of Indian Chambers of Commerce and Industry (FICCI)
- c. The Sugar Technologists’ Association of India (STAI)
- d. The Associated Chambers of Commerce and Industry of India (ASSOCHAM)

**2. Have you advocated / lobbied through above associations for the advancement or improvement of public good? Yes/ No if yes specify the broad areas.**

The Company approaches from time to time with various organization, namely, CII, FICCI for improvement of various economic and social policies for sustainable growth in the value chain.

**Principle 8: Supporting inclusive Growth & Equitable Development**

**1. Does the Company have specified programs / initiatives/ projects in pursuit of the Policy related to Principle 8?**

Yes, the details are forming part of the CSR Report – Annexure-E to the Director’s Report. This is in addition to the Company’s efforts to support small and micro suppliers and job workers.

**2. Are the Programs/ Projects undertaken through in house team / own foundation/ external NGO/ Government structures / any other organization?**

The Company’s social projects are carried on under its CSR Policy for community welfare, providing education for employment opportunities and rural development. Collaborative partnerships are formed with external implementation agencies having requisite competence.

**3. Have you done any impact assessment of your initiatives?**

Yes, for each of the CSR project undertaken, impact analysis is carried out by external implementation agency along with in-house CSR team. All such assessments are carried out after completion of the project.

**4. What is your Company’s direct contribution to community development projects – amount in INR and the details of the project undertaken?**

The Company has directly spent on CSR expenditure amounting to ₹ 30.66 million during the financial year. Please refer to Annexure-E of the Director’s Report for details.

**5. Have you taken steps to ensure that this community development initiative is successfully adopted by the Community?**

Yes, the CSR activities were pursued in line with the Company’s policy and framework. The first step in the process is to identify target class of the community that requires intervention. The Company continuously monitors community development initiatives through various parameters such as health indicators, literacy levels, sustainable livelihood processes, population data and state of infrastructure among others. From the



data generated, rolling plans are developed for short to medium term. The projects are assessed under the agreed strategy and are monitored on a quarterly basis. Wherever necessary, mid-course corrections are carried out.

#### **Principle 9: Providing value to Customers and Consumers**

**1. What percentage of customer complaints / consumer cases are pending as on the end of the financial year**

The company has a robust customer complaint handling system. As on March 31, 2020, 11% of customer complaints are pending of which 6% complaints are attended by the Company and awaiting customer confirmation. The Company is in process to attend the balance 5% complaint

**2. Does the Company display product information on the product label, over and above what is mandated as per local laws?**

The Company displays product information as per International Standards (ISO 14661) and general industry practice.

**3. Is there any case filed by any stakeholders against the Company regarding unfair trade practices, irresponsible advertising/ or anti-competitive behavior during the last five years and pending as on end of financial year? If so, provide details thereof in about 50 words or so**

Nil.

**4. Did your Company carry out any consumer survey/ consumer satisfaction trends?**

The Company has a well-established system in place for dealing with customer feedback through "Customer Complain Resolution System" (CCRS). There is also system for soliciting customer satisfaction (C-SAT) feedback and net promoter score (NPS) survey feedback from customer at regular interval. This is headed by a senior officer. Results of above mentioned customer feedbacks are circulated as a periodic MIS to senior management and concerned stakeholder depicting the customer satisfaction trend. Customer engagement processes have been aligned across the value chain to monitor customer satisfaction and feedback. Customers are provided multiple options to connect with the Company through email, telephone, website, feedback forms etc. The Company also has a dedicated customer care response cell to address customer queries and feedback on product.

For and on behalf of the Board of Directors

**Dhruv M Sawhney**

Chairman and Managing Director  
DIN 00102999

## Annexure-J

## Extract of Annual Return

as on the financial year ended on March 31, 2020

[Pursuant to Section 92(1) of the Companies Act, 2013 and rule 12(1) of the Companies (Management and Administration) Rules, 2014]

## FORM NO MGT-9

## I. Registration and Other Details:

i)	CIN :	L29110UP1995PLC041834
ii)	Registration Date :	27/06/1995
iii)	Name of the Company :	Triveni Turbine Limited
iv)	Category / Sub-Category of the Company :	Company Limited by Shares / Indian Non-Government Company
v)	Address of the Registered Office and contact details :	A-44, Hosiery Complex, Phase II Extension, Noida-201305 (U.P.) PH. 0120-4748000
vi)	Whether listed company Yes / No :	Yes
vii)	Name, Address and contact details of Registrar & Transfer Agents (RTA), if any:	M/s Alankit Assignments Ltd., Alankit Heights, Unit: Triveni Turbine Limited, 4E/2, Jhandewalan Extension, New Delhi - 110 055. Ph.: 011-42541234, 23451234, Fax: 011-41543474, Email: rta@alankit.com

## II. Principal Business Activities of the Company

All the business activities contributing 10% or more of the total turnover of the Company shall be stated:-

Sl. No.	Name and Description of main products / services	NIC Code of the Product/ service	% to total turnover of the Company
1	Manufacture of steam turbines & parts thereof	281-Manufacture of general purpose machinery	88.99
2	Servicing, operation and maintenance of steam turbines.	331- Repair of fabricated metal products, machinery and equipment	11.01

## III. Particulars of Holding, Subsidiary and Associate Companies

All the business activities contributing 10% or more of the total turnover of the Company shall be stated:-

Sl. No.	Name and Address of the Company	CIN/GLN	Holding/Subsidiary/ Associate	% of shares Held	Applicable Section
1.	GE Triveni Ltd., Bengaluru, India	U29253KA2010PLC053834	Subsidiary	50% +1 SHARE	2 (87)
2.	Triveni Turbines Europe Private Limited, UK	Foreign Company	Subsidiary	100.00	2 (87)
3.	Triveni Turbines DMCC, Dubai, UAE	Foreign Company	Subsidiary	100.00	2 (87)
4.	Triveni Turbines Africa (Pty), South Africa	Foreign Company	Subsidiary	100.00	2 (87)

#### IV. Share Holding Pattern (Equity Share Capital Breakup as percentage of Total Equity)

##### (i) Category-wise Share Holding

Category of shareholder	No. of Shares held at the beginning of the year				No. of Shares held at the end of the year				% Change during the year
	Demat	Physical	Total	% of Total Shares	Demat	Physical	Total	% of Total Shares	
<b>(A) Promoter</b>									
<b>1 Indian</b>									
(a) Individuals/ HUF	32360047	0	32360047	10.009	38198754	0	38198754	11.815	1.806
(b) Central Government	0	0	0	0	0	0	0	0.000	0.000
(c) State Government(s)	0	0	0	0	0	0	0	0.000	0.000
(d) Bodies Corporate	157557244	0	157557244	48.733	157557244	0	157557244	48.733	0.000
(e) Bank /FI	0	0	0	0	0	0	0	0.000	0.000
(f) Any Other	0	0	0	0	0	0	0	0.000	0.000
<b>Sub-Total (A)(1)</b>	<b>189917291</b>	<b>0</b>	<b>189917291</b>	<b>58.742</b>	<b>195755998</b>	<b>0</b>	<b>195755998</b>	<b>60.548</b>	<b>1.806</b>
<b>2 Foreign</b>									
(a) NRI - Individuals	29225520	0	29225520	9.04	23386813	0	23386813	7.234	-1.806
(b) Other - Individuals	0	0	0	0	0	0	0	0.000	0.000
(c) Bodies Corporate	0	0	0	0	0	0	0	0.000	0.000
(d) Bank /FI	0	0	0	0	0	0	0	0.000	0.000
(e) Any Other	0	0	0	0	0	0	0	0.000	0.000
<b>Sub-Total (A)(2)</b>	<b>29225520</b>	<b>0</b>	<b>29225520</b>	<b>9.04</b>	<b>23386813</b>	<b>0</b>	<b>23386813</b>	<b>7.234</b>	<b>-1.806</b>
<b>Total Shareholding of Promoter (A)= (A)(1)+(A)(2)</b>	<b>219142811</b>	<b>0</b>	<b>219142811</b>	<b>67.782</b>	<b>219142811</b>	<b>0</b>	<b>219142811</b>	<b>67.782</b>	<b>0.000</b>
<b>(B) Public shareholding</b>									
<b>1 Institutions</b>									
(a) Mutual Funds/UTI	50232748	0	50232748	15.537	49443358	0	49443358	15.293	-0.244
(b) Bank / FI	66313	0	66313	0.021	17898	0	17898	0.006	-0.015
(c) Central Government	0	0	0	0	0	0	0	0.000	0
(d) State Government(s)	0	0	0	0	0	0	0	0.000	0
(e) Venture Capital Funds	0	0	0	0	0	0	0	0.000	0
(f) Insurance Companies	0	0	0	0	0	0	0	0.000	0
(g) FIs	0	0	0	0	0	0	0	0.000	0
(h) Foreign Venture Capital Investors	0	0	0	0	0	0	0	0.000	0
(i) Any Other (specify)	0	0	0	0	0	0	0	0.000	0
(j) Foreign Portfolio Investor (Corporate)	37906353	0	37906353	11.725	39597038	0	39597038	12.248	0.523
<b>Sub-Total (B)(1)</b>	<b>88205414</b>	<b>0</b>	<b>88205414</b>	<b>27.282</b>	<b>89058294</b>	<b>0</b>	<b>89058294</b>	<b>27.546</b>	<b>0.264</b>
<b>2 Non-institutions</b>									
<b>(a) Bodies Corporate</b>									
i) Indian	2494615	0	2494615	0.772	2353151	0	2353151	0.728	-0.044
ii) Overseas	0	0	0	0	0	0	0	0.000	0
<b>(b) Individuals -</b>									
i. Individual shareholders holding nominal share capital up to ₹ 1 lakh.*	8624144	139157	8763301	2.711	7842928	99851	7942779	2.457	-0.254
ii. Individual shareholders holding nominal share capital in excess of ₹ 1 lakh.	3656396	0	3656396	1.131	3798624	0	3798624	1.175	0.044

Category of shareholder	No. of Shares held at the beginning of the year				No. of Shares held at the end of the year				% Change during the year
	Demat	Physical	Total	% of Total Shares	Demat	Physical	Total	% of Total Shares	
<b>(c) Any Other (specify)</b>									
[i] NRI	675265	0	675265	0.209	699822	0	699822	0.216	0.008
[ii] HUF	273932	0	273932	0.085	250448	0	250448	0.077	-0.007
[iii] Clearing Member	44377	0	44377	0.014	19969	0	19969	0.006	-0.008
[iv] Trust	17963	0	17963	0.006	0	0	0	0.000	-0.006
[v] IEPF	31410	0	31410	0.01	39586	0	39586	0.012	0.003
<b>Sub-Total (B)(2)</b>	<b>15818102</b>	<b>139157</b>	<b>15957259</b>	<b>4.936</b>	<b>15004528</b>	<b>99851</b>	<b>15104379</b>	<b>4.672</b>	<b>-0.264</b>
<b>Total Public Shareholding (B)= (B)(1)+(B)(2)</b>	<b>104023516</b>	<b>139157</b>	<b>104162673</b>	<b>32.218</b>	<b>104062822</b>	<b>99851</b>	<b>104162673</b>	<b>32.218</b>	<b>0.000</b>
<b>(c) Shares held by Custodians for GDRs &amp; ADRs</b>	<b>0</b>	<b>0</b>	<b>0</b>	<b>0</b>	<b>0</b>	<b>0</b>	<b>0</b>	<b>0.000</b>	<b>0.000</b>
<b>GRAND TOTAL (A)+(B)+(C)</b>	<b>323166327</b>	<b>139157</b>	<b>323305484</b>	<b>100</b>	<b>323205633</b>	<b>99851</b>	<b>323305484</b>	<b>100</b>	<b>0.000</b>

\* Includes 91783 equity share of ₹ 1 each held by Directors and their relative.

## (ii) Shareholding of Promoters

Sr. No.	Shareholder's Name	Shareholding at the beginning of the year			Shares holding at the end of the year			% change in the shareholding during the year
		No. of Shares	% of total shares of the Company	% of Shares pledged / encumbered of total shares	No. of Shares	% of total shares of the Company	% of Shares pledged / encumbered of total shares	
<b>(a) Individual/Hindu Undivided Family / NRI</b>								
1	Mr. Dhruv M. Sawhney	23386813	7.234	0	23386813	7.234	0	0
2	Mrs. Rati Sawhney	5838707	1.806	0	5838707	1.806	0	0
3	Mr. Tarun Sawhney	13972088	4.322	42.94	13972088	4.322	0	0
4	Mr. Nikhil Sawhney	14760246	4.585	0	14760246	4.565	0	0
5	Manmohan Sawhney (HUF)	3603229	1.114	0	3603229	1.114	0	0
6	Mrs. Tarana Sawhney	24484	0.008	0	24484	0.008	0	0
	<b>Total (a)</b>	<b>61585567</b>	<b>19.049</b>	<b>9.74</b>	<b>61585567</b>	<b>19.049</b>	<b>0.00</b>	<b>0</b>
<b>(b) Bodies Corporate</b>								
1	Triveni Engineering & Industries Ltd.	70627980	21.846	0	70627980	21.846	0	0
2	Subhadra Trade & Finance Limited	86929264	26.888	0	86929264	26.888	0	0
3	Tarun Sawhney Trust	0	0.000	0	0	0.000	0	0
4	Nikhil Sawhney Trust	0	0.000	0	0	0.000	0	0
	<b>Total (b)</b>	<b>157557244</b>	<b>48.733</b>	<b>0</b>	<b>157557244</b>	<b>48.733</b>	<b>0</b>	<b>0</b>
	<b>Total(a+b)</b>	<b>219142811</b>	<b>67.782</b>	<b>2.74</b>	<b>219142811</b>	<b>67.782</b>	<b>0</b>	<b>0</b>

(iii) Change in Promoters' Shareholding (please specify, if there is no change)

Sr. No.	Shareholders's Name	Shareholding at the beginning of the year		Date	Increase / Decrease in the shareholding	Reason	Cumulative shareholding during the year	
		No. of Shares	% of total shares of the Company				No. of Shares	% of total shares of the Company
1								During the year there is no change in the Promoters Shareholding

(iv) Shareholding Pattern of top ten Shareholders (Other than Directors, Promoters and Holders of GDRs and ADRs)

Sr. No.	Shareholders's Name	Shareholding at the beginning of the year		Date	Increase / Decrease in the shareholding	Reason	Cumulative shareholding during the year	
		No. of Shares	% of total shares of the Company				No. of Shares	% of total shares of the Company
1	Nalanda India Fund Limited	18170454	5.620	31-Mar-2019			18170454	5.620
				31-Mar-2020			18170454	5.620
2	RELIANCE CAPITAL TRUSTEE CO LTD. A/C RELIANCE MULTI CAP FUND	9803559	3.032	31-03-2019			9803559	3.032
				4-May-2019	715852	Transfer	10519411	3.254
				14-Jun-2019	30000	Transfer	10549411	3.263
				19-Jul-2019	19061	Transfer	10568472	3.269
				26-Jul-2019	17000	Transfer	10585472	3.274
				2-Aug-2019	12972	Transfer	10598444	3.278
				9-Aug-2019	25000	Transfer	10623444	3.286
				27-Dec-2019	54002	Transfer	10677446	3.303
				17-Jan-2020	-1500000	Transfer	9177446	2.839
				28-Feb-2020	71505	Transfer	9248951	2.861
				31-Mar-2020			9248951	2.861
3.	Nalanda India Equity Fund Limited	9802350	3.032	31-Mar-2019	0	Transfer	9802350	3.032
				13-Mar-2020	4180089	Transfer	13982439	4.325
				20-Mar-2020	150000	Transfer	14132439	4.371
				31-Mar-2020			14132439	4.371
4	RELIANCE CAPITAL TRUSTEE CO LTD-A/C NIPPON INDIA LARGE CAP FUND	7591217	2.348	31-Mar-2019			7591217	2.348
				17-May-2019	12794	Transfer	7604011	2.352
				24-May-2019	200000	Transfer	7804011	2.414
				2-Aug-2019	79143	Transfer	7883154	2.438
				9-Aug-2019	21829	Transfer	7904983	2.445
				16-Aug-2019	39449	Transfer	7944432	2.457
				23-Aug-2019	33000	Transfer	7977432	2.467
				30-Aug-2019	46000	Transfer	8023432	2.482
				4-Oct-2019	18501	Transfer	8041933	2.487
				15-Nov-2019	59000	Transfer	8100933	2.506
				29-Nov-2019	100000	Transfer	8200933	2.537
				13-Dec-2019	23849	Transfer	8224782	2.544
				20-Dec-2019	62210	Transfer	8286992	2.563
				14-Feb-2020	50484	Transfer	8337476	2.579
				28-Feb-2020	60506	Transfer	8397982	2.598
				6-Mar-2020	62041	Transfer	8460023	2.617
				31-Mar-2020			8460023	2.617

Sr. No.	Shareholders's Name	Shareholding at the beginning of the year		Date	Increase / Decrease in the shareholding	Reason	Cumulative shareholding during the year	
		No. of Shares	% of total shares of the Company				No. of Shares	% of total shares of the Company
5*	Franklin India Smaller Companies Fund	7324284	2.265	31-Mar-2019			7324284	2.265
				24-May-2019	-151708	Transfer	7172576	2.219
				27-Sep-2019	-28100	Transfer	7144476	2.210
				4-Oct-2019	-12805	Transfer	7131671	2.206
				11-Oct-2019	-3201422	Transfer	3930249	1.216
				18-Oct-2019	-2000000	Transfer	1930249	0.597
				8-Nov-2019	-30439	Transfer	1899810	0.588
				15-Nov-2019	-8971	Transfer	1890839	0.585
				29-Nov-2019	-4386	Transfer	1886453	0.583
				13-Dec-2019	-1540000	Transfer	346453	0.107
				20-Dec-2019	-346453	Transfer	0	0.000
				31-Mar-2020			0	0.000
				6	L&T MUTUAL FUND TRUSTEE LIMITED-L&T EMERGING BUSINESSES FUND	6554204	2.027	31-Mar-2019
3-May-2019	3164	Transfer	6557368					2.028
10-May-2019	1023	Transfer	6558391					2.029
17-May-2019	88	Transfer	6558479					2.029
27-Sep-2019	225000	Transfer	6783479					2.098
14-Feb-2020	-1000000	Transfer	5783479					1.789
21-Feb-2020	-1600000	Transfer	4183479					1.294
13-Mar-2020	-1500000	Transfer	2683479					0.830
31-Mar-2020			2683479	0.830				
7	NATIONAL WESTMINSTER BANK PLC AS TRUSTEE OF THE JUPITER INDIA FUND	4459702	1.379	31-Mar-2019			4459702	1.379
				10-Jan-2020	-5551	Transfer	4454151	1.378
				17-Jan-2020	-69101	Transfer	4385050	1.356
				24-Jan-2020	-28234	Transfer	4356816	1.348
				21-Feb-2020	-26292	Transfer	4330524	1.339
				28-Feb-2020	-25434	Transfer	4305090	1.332
				6-Mar-2020	-37916	Transfer	4267174	1.320
				20-Mar-2020	-206642	Transfer	4060532	1.256
31-Mar-2020			4060532	1.256				
8	DSP Blackrock Micro CAP Fund	3963651	1.226	31-Mar-2019			3963651	1.226
				4-Oct-2019	-1125738	Transfer	2837913	0.878
				31-Mar-2020			2837913	0.878
9	SBI Small Cap Fund	3900000	1.206	31-Mar-2019			3900000	1.206
				11-Oct-2019	2444680	Transfer	6344680	1.962
				18-Oct-2019	2655320	Transfer	9000000	2.784
				20-Dec-2019	1000000	Transfer	10000000	3.093
				14-Feb-2020	1000000	Transfer	11000000	3.402
				21-Feb-2020	1600000	Transfer	12600000	3.897
				28-Feb-2020	23851	Transfer	12623851	3.905
				13-Mar-2020	21343	Transfer	12645194	3.911
				20-Mar-2020	47000	Transfer	12692194	3.926
				27-Mar-2020	18114	Transfer	12710308	3.931
31-Mar-2020	10139	Transfer	12720447	3.934				
10	Akash Bhanshali	2684702	0.830	31-Mar-2019			2684702	0.830
				31-Mar-2020			2684702	0.830

Sr. No.	Shareholders's Name	Shareholding at the beginning of the year		Date	Increase / Decrease in the shareholding	Reason	Cumulative shareholding during the year	
		No. of Shares	% of total shares of the Company				No. of Shares	% of total shares of the Company
11**	SBI LARGE & MIDCAP FUND	1102000	0.341	31-Mar-2019			1102000	0.341
				16-Aug-2019	56034	Transfer	1158034	0.358
				23-Aug-2019	1055682	Transfer	2213716	0.685
				11-Oct-2019	1000000	Transfer	3213716	0.994
				17-Jan-2020	1986284	Transfer	5200000	1.608
				31-Mar-2020			5200000	1.608

\*Ceased to be in the list of top 10 shareholders as on 31.3.2020. However, the same has been reflected above since the shareholder was one of the top 10 shareholders as on 01.04.2019.

\*\*Not in the list of top 10 shareholders as on 01.04.2019. However, the same has been reflected above since the shareholder was one of the top 10 share-holders as on 31.03.2020.

#### (v) Shareholding of Directors and Key Managerial Personnel:

Sr. No.	Shareholders's Name	Shareholding at the beginning of the year		Date	Increase / Decrease in the shareholding	Reason	Cumulative shareholding during the year	
		No. of Shares	% of total shares of the Company				No. of Shares	% of total shares of the Company
<b>A. Directors</b>								
1	Mr. Dhruv M. Sawhney	23386813	7.234	-	0	-	23386813	7.234
2	Mr. Tarun Sawhney	13972088	4.322	-	0	-	13972088	4.322
3	Mr. Nikhil Sawhney	14760246	4.565	-	0	-	14760246	4.565
4	Mr. Arun Prabhakar Mote	70291	0.022	-	0	-	70291	0.022
5	Ms Homai A Daruwalla	0	0	-	0	-	0	0
6	Dr. Anil Kakodkar	0	0	-	0	-	0	0
7	Mr. Shekhar Datta	10000	0.003	-	0	-	10000	0.003
8	Mr. Santosh Pande	0	0	-	0	-	0	0
9	Dr. (Mrs.) Vasantha S. Bharucha	0	0	-	0	-	0	0
<b>B. Key Managerial Personnel</b>								
10	Mr. Deepak K Sen	0	0	-	0	-	0	0
11	Mr. Rajiv Sawhney	34633	0.011	-	0	-	34633	0.11

## V. Indebtedness

### Indebtedness of the Company including interest outstanding/accrued but not due for payment

(₹ in Million)

	Secured Loans excluding deposits	Unsecured Loans	Deposits	Total Indebtedness
<b>Indebtedness at the beginning of the financial year 1.4.2019</b>				
i) Principal Amount	0.51	-	-	0.51
ii) Interest due but not paid	-	-	-	-
iii) Interest accrued but not due	-	-	-	-
<b>Total (i+ii+iii)</b>	<b>0.51</b>	<b>-</b>	<b>-</b>	<b>0.51</b>
<b>Change in Indebtedness during the financial year</b>				
Addition	1412.00	-	-	1412.00
Reduction	1400.82	-	-	1400.82
Net Change	11.18	-	-	11.18
<b>Indebtedness at the end of the financial year</b>				
i) Principal Amount	11.69	-	-	11.69
ii) Interest due but not paid	-	-	-	-
iii) Interest accrued but not due	0.08	-	-	0.08
<b>Total (i+ii+iii)</b>	<b>11.77</b>	<b>-</b>	<b>-</b>	<b>11.77</b>

## VI. Remuneration of Directors and Key Managerial Personnel

### A. Remuneration to Managing Director, Whole-time Directors and/or Manager:

(₹ in Million)

Sr. No.	Particulars of Remuneration	Name of MD/WTD/Manager			Total Amount
		Mr. Dhruv M. Sawhney	Mr. Nikhil Sawhney	Mr. Arun Prabhakar Mote	
1.	Gross salary				
	(a) Salary as per provisions contained in section 17(1) of the Income-tax Act, 1961	Nil	31.98	23.70	55.68
	(b) Value of perquisites u/s 17(2) Income-tax Act, 1961	Nil	2.97	1.43	4.40
	(c) Profits in lieu of salary under 17(3) Income-tax Act, 1961	-	-	-	-
2.	Stock Option	-	-	-	-
3.	Sweat Equity	-	-	-	-
4.	Commission				
	- as % of profit	-	-	-	-
	- others (Performance Bonus)	-	2.60	1.65	4.25
5.	Others (Retiral Benefits)	Nil	5.40	1.30	6.70
	<b>Total (A)</b>	<b>Nil</b>	<b>42.95</b>	<b>28.08</b>	<b>71.03</b>
	Ceiling as per the Act (Being 10% of the net profits of the Company calculated as per Section 197 of the Companies Act, 2013).				151.02

### B. Remuneration to other directors:

(₹ in Million)

Sr. No.	Particulars of Remuneration	Fee for attending board/committee meetings	Commission	Others, please specify	Total Amount
<b>1.</b>	<b>Independent Directors</b>				
	Ms Homai A. Daruwalla	0.49	1.00	-	1.49
	Dr. Anil Kakodkar	0.10	1.00	-	1.10
	Dr. Santosh Pande	0.50	1.00	-	1.50
	Mr. Shailendra Bhandari	0.25	1.00	-	1.25
	Mr. Shekhar Datta	0.40	1.00	-	1.40
	Dr. (Mrs.) Vasantha S. Bharucha	0.60	1.00	-	1.60
	<b>Total (1)</b>	<b>2.34</b>	<b>6.00</b>	<b>-</b>	<b>8.34</b>
<b>2.</b>	<b>Other Non-Executive Directors</b>				
	Mr. Tarun Sawhney	0.39	1.00	-	1.39
	<b>Total (2)</b>	<b>0.39</b>	<b>1.00</b>	<b>-</b>	<b>1.39</b>
	<b>Total (B) = (1+2)</b>	<b>2.73</b>	<b>7.00</b>	<b>-</b>	<b>9.73</b>
	<b>Total Managerial Remuneration (A+B)</b>				<b>80.76</b>
	Overall ceiling as per the Act				166.12



**C. Remuneration to Key Managerial Personnel Other Than MD / Manager/WTD**

(₹ in Million)

Sr. No.	Particulars of Remuneration	Key Managerial Personnel			
		CEO	CFO	CS	Total
1	Gross salary				
	(a) Salary as per provisions contained in section 17(1) of the Income-tax Act, 1961	NA	5.56	2.77	8.33
	(b) Value of perquisites u/s 17(2) Income-tax Act, 1961	NA	0.01	0.02	0.03
	(c) Profits in lieu of salary under section 17(3) Income-tax Act, 1961	NA	-	-	-
2	Stock Option	NA	-	-	-
3	Sweat Equity	NA	-	-	-
4	Commission				
	- as % of profit	NA	-	-	-
	- others	NA	-	-	-
5	Others (Retiral Benefits)	NA	0.38	0.30	0.68
	<b>Total</b>	<b>NA</b>	<b>5.95</b>	<b>3.09</b>	<b>9.04</b>

**VII. Penalties / Punishment/ Compounding of Offences:**

Type	Section of the Companies Act	Brief Description	Details of Penalty / Punishment/ Compounding fees imposed	Authority [RD/NCLT/Court]	Appeal made, if any (give Details)
<b>A. Company</b>					
Penalty					
Punishment			None		
Compounding					
<b>B. Directors</b>					
Penalty					
Punishment			None		
Compounding					
<b>C. Other Officers in Default</b>					
Penalty					
Punishment			None		
Compounding					

For and on behalf of the Board of Directors

**Dhruv M Sawhney**

Chairman and Managing Director

DIN 00102999

## **STANDALONE FINANCIAL STATEMENTS**

# Independent Auditor's Report

## To the Members of Triveni Turbine Limited

### Report on the Audit of the Standalone Financial Statements

#### Opinion

1. We have audited the accompanying standalone financial statements of Triveni Turbine Limited ('the Company'), which comprise the Balance Sheet as at 31 March 2020, the Statement of Profit and Loss (including Other Comprehensive Income), the Cash Flow Statement and the Statement of Changes in Equity for the year then ended, and a summary of the significant accounting policies and other explanatory information.
2. In our opinion and to the best of our information and according to the explanations given to us, the aforesaid standalone financial statements give the information required by the Companies Act, 2013 ('Act') in the manner so required and give a true and fair view in conformity with the accounting principles generally accepted in India including Indian Accounting Standards ('Ind AS') specified under section 133 of the Act, of the state of affairs of the Company as at 31 March 2020, and its profit (including other comprehensive income), its cash flows and the changes in equity for the year ended on that date.

#### Basis for Opinion

3. We conducted our audit in accordance with the Standards on Auditing specified under section 143(10) of the Act. Our responsibilities under those standards are further described in the Auditor's Responsibilities for the Audit of the Financial Statements section of our report. We are
6. We have determined the matter described below to be the key audit matter to be communicated in our report.

independent of the Company in accordance with the Code of Ethics issued by the Institute of Chartered Accountants of India ('ICAI') together with the ethical requirements that are relevant to our audit of the financial statements under the provisions of the Act and the rules thereunder, and we have fulfilled our other ethical responsibilities in accordance with these requirements and the Code of Ethics. We believe that the audit evidence we have obtained is sufficient and appropriate to provide a basis for our opinion.

#### Emphasis of matter

4. We draw attention to note 43 to the accompanying standalone financial statements which describes the petition filed by the Company before the National Company Law Tribunal, for oppression and mismanagement by General Electric Company and its affiliates, including DI Netherlands BV, its joint venture partner in the joint venture company, GE Triveni Limited, currently pending adjudication and the arbitration filed against the Company by DI Netherlands BV, alleging violation of certain terms of the joint venture agreement which is currently at a preliminary stage. Our opinion is not modified in respect of this matter.

#### Key Audit Matter

5. Key audit matters are those matters that, in our professional judgment, were of most significance in our audit of the standalone financial statements of the current period. These matters were addressed in the context of our audit of the financial statements as a whole, and in forming our opinion thereon, and we do not provide a separate opinion on these matters.

Key audit matter	How our audit addressed the key audit matter
<p>Refer notes 2(b)(i) and 10 in the accompanying standalone financial statements</p> <p>As at 31 March 2020, the Company's inventories amounted to ₹ 1,724.84 million representing 21.94% of the Company's total assets as at 31 March 2020 and write-down of inventories amounted to ₹41.45 million on account of obsolescence and slow moving inventory.</p> <p>Inventories are valued at lower of cost and net realization value. The Company has a policy for write-down of inventories to net realisable value on account of obsolescence and slow moving inventory which is recognised on a case to case basis based on the management's assessment.</p>	<p>Our audit procedures for assessing the write-downs of inventories to net realisable value as per Company's policy included, but were not limited to the following:</p> <ul style="list-style-type: none"> <li>• Obtained an understanding from the management about the process for determining net realizable value of inventories and identification of slow moving or obsolete inventories and tested whether the same is consistently applied;</li> <li>• Evaluated the design and tested the operating effectiveness of key controls around inventory valuation operating within the Company on a test check basis;</li> </ul>

Key audit matter	How our audit addressed the key audit matter
<p>Write-down of inventories to net realisable value is subjective owing to the nature of inventories and is dependent on significant judgments around probability of decrease in the realisable value of slow moving inventory due to obsolescence or lack of alternative use as well as the consideration of the need to maintain adequate inventory levels for aftersales services considering the long useful life of the product.</p> <p>Assessing net realizable value of inventory and identification of slow moving and obsolete inventory are areas requiring the use of significant judgements and owing to the inherent complexities and materiality of the balances, we have considered this area to be a key audit matter for current year audit.</p>	<ul style="list-style-type: none"> <li>Inquired with the management about the slow moving and obsolete inventories as at 31 March 2020 and evaluated the assessment prepared by the management including forecasted uses of these inventories on a test check basis;</li> <li>Tested the computation for write down of inventories with the assessment provided by the management and performed independent ageing analysis of the inventory line-items along with specific inquiries with the management to evaluate completeness of the inventory identified as slow moving or obsolete;</li> <li>Reviewed the historical trends of inventory write-downs to compare and assess the actual utilization or liquidation of inventories to the previous assessment done by the management to determine the efficacy of the process of estimation by the management; and</li> <li>Assessed the appropriateness of disclosures in the accompanying standalone financial statements in accordance with the applicable accounting standards.</li> </ul>

### Information other than the Financial Statements and Auditor's Report thereon

7. The Company's Board of Directors is responsible for the other information. The other information comprises the information included in the Annual Report, but does not include the standalone financial statements and our auditor's report thereon. The Annual Report is expected to be made available to us after the date of this auditor's report.

Our opinion on the standalone financial statements does not cover the other information and we will not express any form of assurance conclusion thereon.

In connection with our audit of the standalone financial statements, our responsibility is to read the other information identified above when it becomes available and, in doing so, consider whether the other information is materially inconsistent with the standalone financial statements or our knowledge obtained in the audit or otherwise appears to be materially misstated.

When we read the Annual Report, if we conclude that there is a material misstatement therein, we are required to communicate the matter to those charged with governance.

### Responsibilities of Management and Those Charged with Governance for the Standalone Financial Statements

8. The accompanying standalone financial statements have been approved by the Company's Board of Directors. The Company's Board of Directors is responsible for the matters stated in section 134(5) of the Act with respect to the preparation of these standalone financial statements that give a true and fair view of the financial position, financial performance including other comprehensive income, changes in equity and cash flows of the Company in accordance with the accounting principles generally accepted in India, including the Ind AS specified under section 133 of the Act. This responsibility also includes maintenance of adequate accounting records in accordance with the provisions of the Act for safeguarding of the assets of the Company and for preventing and detecting frauds and other irregularities; selection and application of appropriate accounting policies; making judgments and estimates that are reasonable and prudent; and design, implementation and maintenance of adequate internal financial controls, that were operating effectively for ensuring the accuracy and completeness of the accounting records, relevant to the preparation and presentation of the financial statements that give a true and fair view and are free from material misstatement, whether due to fraud or error.

9. In preparing the financial statements, management is responsible for assessing the Company's ability to continue as a going concern, disclosing, as applicable, matters related to going concern and using the going concern basis of accounting unless management either intends to liquidate the Company or to cease operations, or has no realistic alternative but to do so.
10. Those Board of Directors is also responsible for overseeing the Company's financial reporting process.

### **Auditor's Responsibilities for the Audit of the Financial Statements**

11. Our objectives are to obtain reasonable assurance about whether the financial statements as a whole are free from material misstatement, whether due to fraud or error, and to issue an auditor's report that includes our opinion. Reasonable assurance is a high level of assurance, but is not a guarantee that an audit conducted in accordance with Standards on Auditing will always detect a material misstatement when it exists. Misstatements can arise from fraud or error and are considered material if, individually or in the aggregate, they could reasonably be expected to influence the economic decisions of users taken on the basis of these financial statements.
12. As part of an audit in accordance with Standards on Auditing, we exercise professional judgment and maintain professional skepticism throughout the audit. We also:
  - Identify and assess the risks of material misstatement of the financial statements, whether due to fraud or error, design and perform audit procedures responsive to those risks, and obtain audit evidence that is sufficient and appropriate to provide a basis for our opinion. The risk of not detecting a material misstatement resulting from fraud is higher than for one resulting from error, as fraud may involve collusion, forgery, intentional omissions, misrepresentations, or the override of internal control;
  - Obtain an understanding of internal control relevant to the audit in order to design audit procedures that are appropriate in the circumstances. Under section 143(3)(i) of the Act, we are also responsible for expressing our opinion on whether the Company has adequate internal financial controls with reference to financial statements in place and the operating effectiveness of such controls;
  - Evaluate the appropriateness of accounting policies used and the reasonableness of accounting estimates and related disclosures made by management;

- Conclude on the appropriateness of management's use of the going concern basis of accounting and, based on the audit evidence obtained, whether a material uncertainty exists related to events or conditions that may cast significant doubt on the Company's ability to continue as a going concern. If we conclude that a material uncertainty exists, we are required to draw attention in our auditor's report to the related disclosures in the financial statements or, if such disclosures are inadequate, to modify our opinion. Our conclusions are based on the audit evidence obtained up to the date of our auditor's report. However, future events or conditions may cause the Company to cease to continue as a going concern;
- Evaluate the overall presentation, structure and content of the financial statements, including the disclosures, and whether the financial statements represent the underlying transactions and events in a manner that achieves fair presentation;

13. We communicate with those charged with governance regarding, among other matters, the planned scope and timing of the audit and significant audit findings, including any significant deficiencies in internal control that we identify during our audit.
14. We also provide those charged with governance with a statement that we have complied with relevant ethical requirements regarding independence, and to communicate with them all relationships and other matters that may reasonably be thought to bear on our independence, and where applicable, related safeguards.
15. From the matters communicated with those charged with governance, we determine those matters that were of most significance in the audit of the financial statements of the current period and are therefore the key audit matters. We describe these matters in our auditor's report unless law or regulation precludes public disclosure about the matter or when, in extremely rare circumstances, we determine that a matter should not be communicated in our report because the adverse consequences of doing so would reasonably be expected to outweigh the public interest benefits of such communication.

### **Report on Other Legal and Regulatory Requirements**

16. As required by section 197(16) of the Act, based on our audit, we report that the Company has paid remuneration to its directors during the year in accordance with the provisions of and limits laid down under section 197 read with Schedule V to the Act.

17. As required by the Companies (Auditor's Report) Order, 2016 ('the Order') issued by the Central Government of India in terms of section 143(11) of the Act, we give in the Annexure I a statement on the matters specified in paragraphs 3 and 4 of the Order.
18. Further to our comments in Annexure I, as required by section 143(3) of the Act, based on our audit, we report, to the extent applicable, that:
- a) we have sought and obtained all the information and explanations which to the best of our knowledge and belief were necessary for the purpose of our audit of the accompanying standalone financial statements;
  - b) in our opinion, proper books of account as required by law have been kept by the Company so far as it appears from our examination of those books;
  - c) the standalone financial statements dealt with by this report are in agreement with the books of account;
  - d) in our opinion, the aforesaid standalone financial statements comply with Ind AS specified under section 133 of the Act;
  - e) on the basis of the written representations received from the directors and taken on record by the Board of Directors, none of the directors is disqualified as on 31 March 2020 from being appointed as a director in terms of section 164(2) of the Act;
  - f) we have also audited the internal financial controls with reference to financial statements of the Company as on 31 March 2020 in conjunction with our audit of the standalone financial statements of the Company for the year ended on that date and our report dated 13 June 2020 as per Annexure II expressed unmodified opinion; and
- g) with respect to the other matters to be included in the Auditor's Report in accordance with rule 11 of the Companies (Audit and Auditors) Rules, 2014 (as amended), in our opinion and to the best of our information and according to the explanations given to us:
    - i. the Company, as detailed in note 42 to the standalone financial statements, has disclosed the impact of pending litigation on its financial position as at 31 March 2020.;
    - ii. the Company did not have any long-term contracts including derivative contracts for which there were any material foreseeable losses as at 31 March 2020;
    - iii. there has been no delay in transferring amounts, required to be transferred, to the Investor Education and Protection Fund by the Company during the year ended 31 March 2020;
    - iv. the disclosure requirements relating to holdings as well as dealings in specified bank notes were applicable for the period from 8 November 2016 to 30 December 2016, which are not relevant to these standalone financial statements. Hence, reporting under this clause is not applicable.

For **Walker Chandiok & Co LLP**

Chartered Accountants

Firm's Registration No.: 001076N/N500013

**Vijay Vikram Singh**

Partner

Membership No.: 059139

UDIN: 20059139AAAAAY9880

Bengaluru

13 June 2020

# Annexure I to the Independent Auditor's Report of even date to the members of Triveni Turbine Limited, on the standalone financial statements for the year ended 31 March 2020

Based on the audit procedures performed for the purpose of reporting a true and fair view on the financial statements of the Company and taking into consideration the information and explanations given to us and the books of account and other records examined by us in the normal course of audit, and to the best of our knowledge and belief, we report that:

- (i) (a) The Company has maintained proper records showing full particulars, including quantitative details and situation of fixed assets.
  - (b) The Company has a regular program of physical verification of its fixed assets under which fixed assets are verified in a phased manner over a period of two years, which, in our opinion, is reasonable having regard to the size of the Company and the nature of its assets. In accordance with this program, certain fixed assets were verified during the year and no material discrepancies were noticed on such verification.
  - (c) The title deeds of all the immovable properties (which are included under the head 'Property, plant and equipment') are held in the name of the Company. Immovable property in the nature of Land (included under 'Property, Plant and equipment' as Freehold Land) whose title deeds have been pledged as security for banking facilities are held in the name of the Company, which is verified from the confirmation directly received by us from the lenders. In respect of immovable properties in the nature of land (included under 'Property, Plant and equipment' as Leasehold Land) that has been taken on lease, further described in note 3(i) of the standalone financial statements, the lease agreements are in the name of the Company, where the Company is the lessee as per the agreement.
- (ii) In our opinion, the management has conducted physical verification of substantial inventory at reasonable intervals during the year, except for stocks lying with third parties where written confirmations have been obtained by the management. No material discrepancies between physical inventory and book records were noticed on physical verification of inventory.
  - (iii) The Company has not granted any loan, secured or unsecured to companies, firms, Limited Liability Partnerships (LLPs) or other parties covered in the register maintained under Section 189 of the Act. Accordingly, the provisions of clauses 3(iii)(a), 3(iii)(b) and 3(iii)(c) of the Order are not applicable.
  - (iv) In our opinion, the Company has complied with the provisions of Section 186 in respect of investments. Further, in our opinion, the Company has not entered into any transaction covered under Section 185 and Section 186 of the Act in respect of loans, guarantees and security.
  - (v) In our opinion, the Company has not accepted any deposits within the meaning of Sections 73 to 76 of the Act and the Companies (Acceptance of Deposits) Rules, 2014 (as amended). Accordingly, the provisions of clause 3(v) of the Order are not applicable.
  - (vi) We have broadly reviewed the books of account maintained by the Company pursuant to the Rules made by the Central Government for the maintenance of cost records under sub-section (1) of Section 148 of the Act in respect of Company's products/services and are of the opinion that, prima facie, the prescribed accounts and records have been made and maintained. However, we have not made a detailed examination of the cost records with a view to determine whether they are accurate or complete.
  - (vii)(a) The Company is generally regular in depositing undisputed statutory dues including provident fund, employees' state insurance, income-tax, sales-tax, goods and services tax, duty of customs, duty of excise, cess and other material statutory dues, as applicable, to the appropriate authorities. Further, no undisputed amounts payable in respect thereof were outstanding at the year-end for a period of more than six months from the date they become payable.

- (b) There are no dues in respect of sales-tax, goods and service tax, duty of customs, duty of excise and value added tax that have not been deposited with the appropriate authorities on account of any dispute. The dues outstanding in respect of income-tax and service tax on account of any dispute, are as follows:

## Statement of Disputed Dues

(Amount in ₹ millions)

Name of the statute	Nature of dues	Amount (₹)	Amount paid under Protest (₹)	Period to which the amount relates	Forum where dispute is pending
Finance Act, 1994	Service Tax	52.66	1.66	FY 2006-07 to FY 2011 - 12	CESTAT, Bengaluru
Income Tax Act,1961	Income tax	36.62	-	FY 2012-13	Income Tax Appellate Tribunal
Income Tax Act,1961	Income tax	2.89	-	FY 2012-13	Commissioner of Income Tax (Appeal)
Income Tax Act,1961	Income tax	2.57	-	FY 2013-14	Income Tax Appellate Tribunal
Income Tax Act,1961	Income tax	51.03	-	FY 2014-15	Assessing Officer
Income Tax Act,1961	Income tax	11.98	-	FY 2015-16	Commissioner of Income Tax (Appeal)
Income Tax Act,1961	Income tax	57.11	-	FY 2016-17	Commissioner of Income Tax (Appeal)

- (viii) The Company has not defaulted in repayment of loans or borrowings to any financial institution or a bank during the year. The Company has no loans or borrowings to government and did not have any outstanding debentures during the year.
- (ix) In our opinion, the Company has applied moneys raised by way of the term loans for the purposes for which these were raised. The Company did not raise moneys by way of initial public offer/ further public offer (including debt instruments).
- (x) No fraud by the Company or on the company by its officers or employees has been noticed or reported during the period covered by our audit.
- (xi) Managerial remuneration has been paid / provided by the company in accordance with the requisite approvals mandated by the provisions of Section 197 of the Act read with Schedule V to the Act.
- (xii) In our opinion, the Company is not a Nidhi Company. Accordingly, provisions of clause 3(xii) of the Order are not applicable.
- (xiii) In our opinion all transactions with the related parties are in compliance with Sections 177 and 188 of Act, where applicable, and the requisite details have been disclosed in the financial statements etc., as required by the applicable Ind AS.
- (xiv) During the year, the Company has not made any preferential allotment or private placement of shares or fully or partly convertible debentures.
- (xv) In our opinion, the Company has not entered into any non-cash transactions with the directors or persons connected with them covered under Section 192 of the Act.
- (xvi) The company is not required to be registered under Section 45-IA of the Reserve Bank of India Act, 1934.

For **Walker Chandiook & Co LLP**

Chartered Accountants

Firm's Registration No.: 001076N/N500013

**Vijay Vikram Singh**

Partner

Bengaluru

Membership No.: 059139

13 June 2020

UDIN: 20059139AAAAAY9880



# Annexure II to the Independent Auditor's Report of even date to the members of Triveni Turbine Limited on the standalone financial statements for the year ended 31 March 2020

## Independent Auditor's Report on the internal financial controls with reference to the standalone financial statements under Clause (i) of Sub-section 3 of Section 143 of the Companies Act, 2013 ('the Act')

1. In conjunction with our audit of the standalone financial statements of Triveni Turbine Limited ('the Company') as at and for the year ended 31 March 2020, we have audited the internal financial controls with reference to financial statements of the Company as at that date.

## Responsibilities of Management and Those Charged with Governance for Internal Financial Controls

2. The Company's Board of Directors is responsible for establishing and maintaining internal financial controls based on internal financial control with reference to financial reporting criteria established by the Company considering the essential components of internal control stated in the Guidance Note on Audit of Internal Financial Controls over Financial Reporting issued by the Institute of Chartered Accountants of India. These responsibilities include the design, implementation and maintenance of adequate internal financial controls that were operating effectively for ensuring the orderly and efficient conduct of the Company's business, including adherence to the Company's policies, the safeguarding of its assets, the prevention and detection of frauds and errors, the accuracy and completeness of the accounting records, and the timely preparation of reliable financial information, as required under the Act.

## Auditor's Responsibility for the Audit of the Internal Financial Controls with Reference to Financial Statements

3. Our responsibility is to express an opinion on the Company's internal financial controls with reference to financial statements based on our audit. We conducted our audit in accordance with the Standards on Auditing issued by the Institute of Chartered Accountants of India ('ICAI') prescribed under Section 143(10) of the Act, to the extent applicable to an audit of internal financial controls with reference to financial statements, and the Guidance Note on Audit of Internal Financial Controls over Financial Reporting ('the Guidance Note') issued by the ICAI. Those Standards and the Guidance Note require that we comply with ethical requirements and plan and perform the audit

to obtain reasonable assurance about whether adequate internal financial controls with reference to financial statements were established and maintained and if such controls operated effectively in all material respects.

4. Our audit involves performing procedures to obtain audit evidence about the adequacy of the internal financial controls with reference to financial statements and their operating effectiveness. Our audit of internal financial controls with reference to financial statements includes obtaining an understanding of such internal financial controls, assessing the risk that a material weakness exists, and testing and evaluating the design and operating effectiveness of internal control based on the assessed risk. The procedures selected depend on the auditor's judgement, including the assessment of the risks of material misstatement of the financial statements, whether due to fraud or error.
5. We believe that the audit evidence we have obtained is sufficient and appropriate to provide a basis for our audit opinion on the Company's internal financial controls with reference to financial statements.

## Meaning of Internal Financial Controls with Reference to Financial Statements

6. A company's internal financial controls with reference to financial statements is a process designed to provide reasonable assurance regarding the reliability of financial reporting and the preparation of financial statements for external purposes in accordance with generally accepted accounting principles. A company's internal financial controls with reference to financial statements include those policies and procedures that (1) pertain to the maintenance of records that, in reasonable detail, accurately and fairly reflect the transactions and dispositions of the assets of the company; (2) provide reasonable assurance that transactions are recorded as necessary to permit preparation of financial statements in accordance with generally accepted accounting principles, and that receipts and expenditures of the company are being made only in accordance with authorisations of management and directors of the company; and (3) provide reasonable assurance regarding prevention or timely detection of unauthorised acquisition, use, or disposition of the company's assets that could have a material effect on the financial statements.

### Inherent Limitations of Internal Financial Controls with Reference to Financial Statements

7. Because of the inherent limitations of internal financial controls with reference to financial statements, including the possibility of collusion or improper management override of controls, material misstatements due to error or fraud may occur and not be detected. Also, projections of any evaluation of the internal financial controls with reference to financial statements to future periods are subject to the risk that the internal financial controls with reference to financial statements may become inadequate because of changes in conditions, or that the degree of compliance with the policies or procedures may deteriorate.

### Opinion

8. In our opinion, the Company has, in all material respects, adequate internal financial controls with reference to

financial statements and such controls were operating effectively as at 31 March 2020, based on internal financial control with reference to financial reporting criteria established by the Company considering the essential components of internal control stated in the Guidance Note on Audit of Internal Financial Controls over Financial Reporting issued by the ICAI.

For **Walker Chandiok & Co LLP**

Chartered Accountants

Firm's Registration No.: 001076N/N500013

**Vijay Vikram Singh**

Partner

Membership No.: 059139

UDIN: 20059139AAAAAY9880

Bengaluru

13 June 2020

# Balance Sheet

As at March, 31, 2020

	Note No.	31-Mar-20	31-Mar-19
(₹ in Million)			
<b>Assets</b>			
<b>Non-current assets</b>			
Property, plant and equipment	3	2,426.43	2,508.55
Capital work-in-progress	3	63.72	43.34
Intangible assets	4	38.45	35.68
Intangible assets under development		8.71	7.02
Investments in subsidiary and joint venture	5 (a)	98.47	98.47
Financial assets			
i. Trade receivables	6	-	12.02
ii. Loans	7	0.16	0.19
iii. Other financial assets	8	8.41	7.12
Other non-current assets	9	21.02	17.87
Income tax assets (net)	21	49.31	13.94
<b>Total non-current assets</b>		<b>2,714.68</b>	<b>2,744.20</b>
<b>Current assets</b>			
Inventories	10	1,724.84	2,167.52
Financial assets			
i. Investments	5 (b)	1,295.03	50.05
ii. Trade receivables	6	1,210.32	1,727.77
iii. Cash and cash equivalents	11 (a)	502.48	128.90
iv. Bank balances other than cash and cash equivalents	11 (b)	1.20	1.49
v. Loans	7	1.95	2.45
vi. Other financial assets	8	39.47	143.11
Other current assets	9	371.67	227.30
		<b>5,146.96</b>	<b>4,448.59</b>
Assets classified as held for sale	12	-	2.60
<b>Total current assets</b>		<b>5,146.96</b>	<b>4,451.19</b>
<b>Total assets</b>		<b>7,861.64</b>	<b>7,195.39</b>
<b>Equity and Liabilities</b>			
<b>Equity</b>			
Equity share capital	13	323.30	323.30
Other equity	14	4,663.67	3,826.00
<b>Total equity</b>		<b>4,986.97</b>	<b>4,149.30</b>
<b>Liabilities</b>			
<b>Non-current liabilities</b>			
Financial liabilities			
i. Borrowings	15	9.56	0.02
ii. Other financial liabilities	40(ii)	23.58	-
Provisions	16	66.34	59.57
Deferred tax liabilities (net)	22	58.07	140.90
<b>Total non-current liabilities</b>		<b>157.55</b>	<b>200.49</b>
<b>Current liabilities</b>			
Financial liabilities			
i. Borrowings	17	-	-
ii. Trade payables	18		
a) Total outstanding dues of micro enterprises and small enterprises		68.46	100.77
b) Total outstanding dues of creditors other than micro enterprises and small enterprises		568.86	1,087.34
iii. Other financial liabilities	19	201.51	131.69
Other current liabilities	20	1,677.43	1,390.21
Provisions	16	149.67	84.40
Income tax liabilities (net)	21	51.19	51.19
<b>Total current liabilities</b>		<b>2,717.12</b>	<b>2,845.60</b>
<b>Total liabilities</b>		<b>2,874.67</b>	<b>3,046.09</b>
<b>Total equity and liabilities</b>		<b>7,861.64</b>	<b>7,195.39</b>

The accompanying notes 1 to 48 form an integral part of the standalone financial statements.

As per our report of even date attached

For and on behalf of the Board of Directors of **Triveni Turbine Limited**

For **Walker Chandiook & Co LLP**

Chartered Accountants

Firm's Registration No.: 001076N/N500013

**Vijay Vikram Singh**

Partner

Membership No.: 059139

**Dhruv M. Sawhney**

Chairman & Managing Director

DIN: 00102999

Place: New Delhi

**Deepak Kumar Sen**

Executive Vice President & CFO

**Homai A. Daruwalla**

Director & Audit Committee Chairperson

DIN: 00365880

Place: Mumbai

**Rajiv Sawhney**

Company Secretary

[ACS: 8047]

Place: Noida (U.P.)

Place: Bengaluru

Date: June 13, 2020

Place: Bengaluru

Date: June 13, 2020

# Statement of Profit and Loss

for the year ended March 31, 2020

(₹ in Million)

	Note No.	31-Mar-20	31-Mar-19
<b>Revenue from Operations</b>	23	8,098.99	8,287.89
Other income	24	218.42	161.76
<b>Total income</b>		<b>8,317.41</b>	<b>8,449.65</b>
<b>Expenses</b>			
Cost of materials consumed	25	4,221.43	5,068.02
Changes in inventories of finished goods and work-in-progress	26	180.35	(411.44)
Employee benefits expense	27	943.93	911.70
Finance costs	28	33.33	11.23
Depreciation and amortisation expense	29	200.83	200.98
Impairment loss on financial assets (including reversals of impairment losses)	30	44.65	4.41
Other expenses	31	1,271.12	1,307.79
<b>Total expenses</b>		<b>6,895.64</b>	<b>7,092.69</b>
<b>Profit before tax</b>		<b>1,421.77</b>	<b>1,356.96</b>
Tax expense:			
- Current tax	32	370.04	441.81
- Deferred tax	32	(48.87)	39.74
<b>Total tax expense</b>		<b>321.17</b>	<b>481.55</b>
<b>Profit for the year</b>		<b>1,100.60</b>	<b>875.41</b>
<b>Other Comprehensive Income</b>			
A (i) Items that will not be reclassified to profit or loss			
- Remeasurements of the defined benefit plan	35	(7.00)	(5.18)
		<b>(7.00)</b>	<b>(5.18)</b>
A (ii) Income tax relating to items that will not be reclassified to profit or loss	32	1.76	1.81
		<b>(5.24)</b>	<b>(3.37)</b>
B (i) Items that will be reclassified to profit or loss			
- Effective portion of gain/ (loss) on designated portion of hedging instruments in a cash flow hedges	38(iii)(b)	(108.36)	72.83
		<b>(108.36)</b>	<b>72.83</b>
B (ii) Income tax relating to items that will be reclassified to profit or loss	32	32.20	(25.45)
		<b>(76.16)</b>	<b>47.38</b>
<b>Other comprehensive income/ (loss) for the year, net of tax</b>		<b>(81.40)</b>	<b>44.01</b>
<b>Total comprehensive income for the year</b>		<b>1,019.20</b>	<b>919.42</b>
<b>Earnings per equity share of ₹ 1 each</b>			
Basic earnings per share ( in ₹ )	33	3.40	2.66
Diluted earnings per share ( in ₹ )	33	3.40	2.66

The accompanying notes 1 to 48 form an integral part of the standalone financial statements.

As per our report of even date attached

For **Walker Chandiok & Co LLP**

Chartered Accountants

Firm's Registration No.: 001076N/N500013

**Vijay Vikram Singh**

Partner

Membership No.: 059139

Place: Bengaluru

Date: June 13, 2020

For and on behalf of the Board of Directors of **Triveni Turbine Limited**

**Dhruv M. Sawhney**

Chairman & Managing Director

DIN: 00102999

Place: New Delhi

**Deepak Kumar Sen**

Executive Vice President & CFO

Place: Bengaluru

Date: June 13, 2020

**Homai A. Daruwalla**

Director & Audit Committee Chairperson

DIN: 00365880

Place: Mumbai

**Rajiv Sawhney**

Company Secretary

[ACS: 8047]

Place: Noida (U.P.)

# Statement of Changes in Equity

for the year ended March 31, 2020

## A. Equity share capital

Equity shares of ₹ 1 each issued, subscribed and fully paid up

	(₹ in Million)
<b>As at April 1, 2018</b>	<b>329.97</b>
Changes in equity share capital during the year [refer note 13(iv)]	(6.67)
<b>As at March 31, 2019</b>	<b>323.30</b>
Changes in equity share capital during the year	-
<b>As at March 31, 2020</b>	<b>323.30</b>

## B. Other equity

	Reserves and surplus				Items of other comprehensive income	Total other equity
	Capital redemption reserve	Securities premium	General reserve	Retained earnings	Cash flow hedging reserve	
<b>Balance as at April 1, 2018</b>	<b>28.00</b>	<b>4.69</b>	<b>839.23</b>	<b>3,264.29</b>	<b>(4.68)</b>	<b>4,131.53</b>
Profit for the year	-	-	-	875.41	-	875.41
Other comprehensive income/(loss) net of income tax	-	-	-	(3.37)	47.38	44.01
<b>Total comprehensive income for the year</b>	<b>-</b>	<b>-</b>	<b>-</b>	<b>872.04</b>	<b>47.38</b>	<b>919.42</b>
<b>Transactions with owners in their capacity as owners:</b>						
Amount utilised on account of buy-back of shares [refer note 13(iv)]	-	(4.69)	(839.23)	(149.41)	-	(993.33)
Transaction cost related to buy-back of shares [refer note 13(iv)]	-	-	-	(12.82)	-	(12.82)
Transferred from retained earnings on account of buy-back of shares [refer note 13(iv)]	6.67	-	-	(6.67)	-	-
Dividends paid	-	-	-	(181.49)	-	(181.49)
Dividend distribution tax (DDT)	-	-	-	(37.31)	-	(37.31)
<b>Balance as at March 31, 2019</b>	<b>34.67</b>	<b>-</b>	<b>-</b>	<b>3,748.63</b>	<b>42.70</b>	<b>3,826.00</b>
Profit for the year	-	-	-	1,100.60	-	1,100.60
Other comprehensive income/(loss), net of income tax	-	-	-	(5.24)	(76.16)	(81.40)
<b>Total comprehensive income for the year</b>	<b>-</b>	<b>-</b>	<b>-</b>	<b>1,095.36</b>	<b>(76.16)</b>	<b>1,019.20</b>
<b>Transactions with owners in their capacity as owners:</b>						
Dividends paid	-	-	-	(161.66)	-	(161.66)
Dividend distribution tax (DDT)	-	-	-	(19.87)	-	(19.87)
<b>Balance as at March 31, 2020</b>	<b>34.67</b>	<b>-</b>	<b>-</b>	<b>4,662.46</b>	<b>(33.46)</b>	<b>4,663.67</b>

The accompanying notes 1 to 48 form an integral part of the standalone financial statements.

As per our report of even date attached

For **Walker Chandiok & Co LLP**

Chartered Accountants

Firm's Registration No.: 001076N/N500013

**Vijay Vikram Singh**

Partner

Membership No.: 059139

Place: Bengaluru

Date: June 13, 2020

For and on behalf of the Board of Directors of **Triveni Turbine Limited**

**Dhruv M. Sawhney**

Chairman & Managing Director

DIN: 00102999

Place: New Delhi

**Deepak Kumar Sen**

Executive Vice President & CFO

Place: Bengaluru

Date: June 13, 2020

**Homai A. Daruwalla**

Director & Audit Committee Chairperson

DIN: 00365880

Place: Mumbai

**Rajiv Sawhney**

Company Secretary

[ACS: 8047]

Place: Noida (U.P.)

# Statement of Cash Flows

for the year ended March 31, 2020

(₹ in Million)

	31-Mar-20	31-Mar-19
<b>Cash flows from operating activities</b>		
Profit before tax	1,421.77	1,356.96
Adjustments for		
Depreciation and amortisation expense	200.83	200.98
Loss on sale/write off of property, plant and equipment	0.29	1.72
Net profit on sale/redemption of current investments	(69.94)	(30.36)
Net fair value (gains)/losses on current investments	(20.44)	0.35
Dividend received	(64.99)	-
Interest income	(1.54)	(1.00)
Provision for doubtful advances	4.54	1.06
Amount written off of non financial assets	0.25	7.59
Allowance for non moving inventories	7.55	6.66
Impairment loss on financial assets (including reversals of impairment losses)	44.65	4.41
Finance costs	33.33	11.23
Unrealised foreign exchange (gain)/ losses	(19.12)	9.70
Credit balances written back	(4.85)	(23.99)
Mark-to-market losses/(gains) on derivatives	52.85	(28.00)
Working capital adjustments :		
Change in inventories	435.14	(367.08)
Change in trade receivables	513.91	318.78
Change in other financial assets	(6.04)	(7.39)
Change in other assets	(148.38)	350.31
Change in trade payables	(547.57)	(260.26)
Change in other financial liabilities	3.86	35.34
Change in other liabilities	287.23	285.61
Change in provisions	65.04	13.51
<b>Cash generated from operations</b>	<b>2,188.37</b>	<b>1,886.13</b>
Income tax paid	(405.39)	(476.56)
<b>Net cash inflow from operating activities</b>	<b>1,782.98</b>	<b>1,409.57</b>
<b>Cash flows from investing activities</b>		
Purchase of property, plant and equipment	(115.04)	(150.55)
Proceeds from sale of property, plant and equipment	0.19	0.43
Net (increase)/decrease in current investment	(1,154.60)	70.58
Dividend received	64.99	-
Proceeds from sale of assets classified as held for sale	2.52	-
Interest received	1.54	1.14
<b>Net cash outflow from investing activities</b>	<b>(1,200.40)</b>	<b>(78.40)</b>
Cash flows from financing activities		
Buy-Back of equity share	-	(1,000.00)
Buy-back costs	-	(12.82)

# Statement of Cash Flows

for the year ended March 31, 2020

(₹ in Million)

	31-Mar-20	31-Mar-19
Proceeds from long term borrowings	12.00	-
Repayment of long term borrowings	(0.81)	(0.56)
Payment of principal portion of lease liabilities	(5.23)	-
Interest paid on lease liabilities	(3.22)	-
Interest paid	(30.03)	(11.24)
Dividend paid to Company's shareholders	(161.84)	(181.31)
Dividend distribution tax	(19.87)	(37.31)
<b>Net cash outflow from financing activities</b>	<b>(209.00)</b>	<b>(1,243.24)</b>
Net increase in cash and cash equivalents	373.58	87.93
Cash and cash equivalents at the beginning of the year (refer note 11 (a))	128.90	40.97
<b>Cash and cash equivalents at the end of the year (refer note 11 (a))</b>	<b>502.48</b>	<b>128.90</b>

## Reconciliation of liabilities arising from financing activities:

(₹ in Million)

	Non-current borrowings (including current maturities)	Interest payable on borrowings	Dividend paid to Company's shareholders (including DDT)
<b>Balance as at March 31, 2019</b>	<b>0.51</b>	<b>-</b>	<b>1.48</b>
Cash flows	11.18	(33.25)	(181.71)
Finance costs accruals	-	33.33	-
Divided distributions (including DDT) accruals	-	-	181.53
<b>Balance as at March 31, 2020</b>	<b>11.69</b>	<b>0.08</b>	<b>1.30</b>

The accompanying notes 1 to 48 form an integral part of the standalone financial statements.

As per our report of even date attached

For **Walker Chandiok & Co LLP**

Chartered Accountants

Firm's Registration No.: 001076N/N500013

**Vijay Vikram Singh**

Partner

Membership No.: 059139

Place: Bengaluru

Date: June 13, 2020

For and on behalf of the Board of Directors of **Triveni Turbine Limited**

**Dhruv M. Sawhney**

Chairman & Managing Director

DIN: 00102999

Place: New Delhi

**Deepak Kumar Sen**

Executive Vice President & CFO

Place: Bengaluru

Date: June 13, 2020

**Homai A. Daruwalla**

Director & Audit Committee Chairperson

DIN: 00365880

Place: Mumbai

**Rajiv Sawhney**

Company Secretary

[ACS: 8047]

Place: Noida (U.P.)

# Notes to the Financial Statements

for the year ended March 31, 2020

## Corporate information

Triveni Turbine Limited ("the Company") is a company limited by shares, incorporated, domiciled in India. The Company's equity shares are listed at two recognised stock exchanges in India (BSE and NSE). The registered office of the Company is located at A-44, Hosiery Complex, Phase II extension, Noida, Uttar Pradesh- 201305. The Company is primarily engaged in business of manufacture and supply of power generating equipment and solutions and has manufacturing facilities at Bengaluru, Karnataka.

## Note 1: Significant accounting policies

This note provides a list of the significant accounting policies adopted in the preparation of these financial statements. These policies have been consistently applied to all the years presented except where a newly issued accounting standard is initially adopted or a revision to an existing accounting standard requires a change in the accounting policy hitherto in use.

### (a) Basis of preparation and presentation

#### (i) Compliance with Ind AS

The financial statements comply in all material aspects with Indian Accounting Standards (Ind AS) notified under Section 133 of the Companies Act, 2013 (the Act), Companies (Indian Accounting Standards) Rules, 2015 (as amended) and other relevant provisions of the Act.

#### (ii) Historical cost convention

The financial statements have been prepared on a historical cost basis except for certain assets and liabilities (including derivative instruments) that are measured at fair values at the end of each reporting period, as explained in the accounting policies below.

Historical cost is generally based on the fair value of the consideration given in exchange for goods and services.

Fair value is the price that would be received to sell an asset or paid to transfer a liability in an orderly transaction between market participants at the measurement date, regardless of whether that price is directly observable or estimated using another valuation technique. In estimating the fair value of an asset or a liability, the Company takes into account the characteristics of the asset or liability if market participants would take those characteristics into

account when pricing the asset or liability at the measurement date. Fair value for measurement and/or disclosure purposes in these financial statements is determined on such a basis, except for leasing transactions that are within the scope of Ind AS 116 Leases, and measurements that have some similarities to fair value but are not fair value, such as net realisable value in Ind AS 2 Inventories or value in use in Ind AS 36 Impairment of Assets.

### (b) Revenue recognition

Revenue from contracts with customers is recognised when control of the goods or services are transferred to the customer at an amount that reflects the consideration to which the Company expects to be entitled in exchange for those goods or services. Revenue from Contracts is measured at transaction price net of variable consideration. Transaction price are net of returns, trade allowances, rebates, other similar allowances, goods & services tax and amounts collected on behalf of third parties, if any.

#### Recognising revenue from major business activities

##### (i) Sale of goods

Revenue from the sale of goods is recognised at point in time when controls of promised goods are transferred to the customer (i.e. upon satisfaction of performance obligation), generally on dispatch of the goods.

##### (ii) Rendering of services

Revenue from a contract to provide services is recognised when the outcome of a performance obligation involving the rendering of services can be estimated reliably. Satisfaction of performance obligation of the contract is determined as follows:

- erection and commissioning/service revenue is recognised by reference to the stage of completion of the erection & commissioning/service, determined based on technical estimate of completion of physical proportion of the contract work;
- operation and maintenance revenue is recognised over time using an input method to measure progress towards complete satisfaction of the service because the customer



# Notes to the Financial Statements

for the year ended March 31, 2020

simultaneously receives and consumes the benefits provided by the Company.

## (iii) Interest income

Interest income from a financial asset is recognised when it is probable that the economic benefits will flow to the Company and the amount of income can be measured reliably. Interest income is accrued on a time basis, by reference to the principal outstanding and at the effective interest rate applicable, which is the rate that exactly discounts estimated future cash receipts through the expected life of the financial asset to that asset's net carrying amount on initial recognition.

## (iv) Construction contracts

When the outcome of a construction contract can be estimated reliably, revenue is recognised by reference to the stage of completion of the contract activity at the end of the reporting period, measured based on the proportion of contract costs incurred for work performed to date relative to the estimated total contract costs, except where this would not be representative of the stage of completion. Variations in contract work, claims and incentive payments are included to the extent that the amount can be measured reliably and its receipt is considered probable.

When the outcome of a construction contract cannot be estimated reliably, contract revenue is recognised to the extent of contract costs incurred that it is probable will be recoverable. Contract costs are recognised as expenses in the period in which they are incurred.

When it is probable that total contract costs will exceed total contract revenue, the expected loss is recognised as an expense immediately.

When contract costs incurred to date plus recognised profits less recognised losses exceed progress billings, the surplus is shown as amounts due from customers for contract work. For contracts where progress billings exceed contract costs incurred to date plus recognised profits less recognised losses, the surplus is shown as the amounts due to customers for contract work. Amounts received

before the related work is performed are included in the Balance Sheet, as a liability, as advances received. Amounts billed for work performed but not yet paid by the customer are included in the Balance Sheet under trade receivables.

## (v) Royalties

Income from royalty is recognised as per the contractual arrangement with the Licensee upon supply of turbine manufactured with the technical know-how provided by the Company to the Licensee (provided that it is probable that the economic benefits will flow to the Company and the amount of revenue can be measured reliably).

## (vi) Rental income

The Company's policy for recognition of revenue from operating leases is described in note 1(d) below.

## (vii) Export incentives

Export incentives are recognized as income when the Company is entitled to the incentive as per the terms of the scheme in respect of the exports made and where it is probable that the Company will collect such incentive proceeds.

## (c) Government grants

Grants from the government are recognised where there is a reasonable assurance that the grant will be received and the Company will comply with all attached conditions.

Government grants relating to income are deferred and recognised in the Statement of Profit and Loss over the period necessary to match them with the costs that they are intended to compensate and presented either within other income or net of related costs.

Government grants that are receivable as compensation for expenses or losses already incurred or for the purpose of giving immediate financial support to the Company with no future related costs are recognised in the Statement of Profit and Loss in the period in which they become receivable.

## (d) Leases Company as a lessee

The Company assesses whether a contract contains a lease, at inception of a contract. A contract is, or contains,

# Notes to the Financial Statements

## for the year ended March 31, 2020

a lease if the contract conveys the right to control the use of an identified asset for a period of time in exchange for consideration

The Company applies a single recognition and measurement approach for all leases, except for short-term leases and leases of low-value assets. The Company recognises lease liabilities to make lease payments and right-of-use assets representing the right to use the underlying assets.

### (i) Right-of-use assets

The Company recognises right-of-use (ROU) assets at the commencement date of the lease (i.e., the date the underlying asset is available for use). ROU assets are measured at cost, less any accumulated depreciation and impairment losses, and adjusted for any remeasurement of lease liabilities. The cost of ROU assets includes the amount of lease liabilities recognised, initial direct costs incurred, and lease payments made at or before the commencement date less any lease incentives received. ROU assets are depreciated on a straight-line basis over the shorter of the lease term and the estimated useful lives of the assets, as follows:

- Office Premises: 2- 9 Years
- Vehicles and other equipments: 5 years

### (ii) Lease Liabilities

At the commencement date of the lease, the Company recognises lease liabilities measured at the present value of lease payments to be made over the lease term. The lease payments include fixed payments less any amounts expected to be paid under residual value guarantees.

In calculating the present value of lease payments, the Company uses its incremental borrowing rate at the lease commencement date because the interest rate implicit in the lease is not readily determinable. After the commencement date, the amount of lease liabilities is increased to reflect the accretion of interest and reduced for the lease payments made. In addition, the carrying amount of lease liabilities is remeasured if there is a modification, a change in the lease term, a change in the lease payments.

### (iii) Short-term leases and leases of low-value assets

The Company applies the short-term lease recognition exemption to its short-term leases of premises taken on rent and office equipment (i.e., those leases that have a lease term of 12 months or less from the commencement date and do not contain a purchase option). It also applies the lease of low-value assets recognition exemption to leases of office equipment that are considered to be low value. Lease payments on short-term leases and leases of low-value assets are recognised as expense on a straight-line basis over the lease term

### Company as a lessor

Lease income from operating leases where the Company is a lessor is recognised in income on a straight-line basis over the lease term unless the receipts are structured to increase in line with expected general inflation to compensate for the expected inflationary cost increases. The respective leased assets are included in the Balance Sheet based on their nature.

### Transition

Effective April 1, 2019, the Company adopted Ind AS 116, Leases and applied the standard to all lease contracts existing on April 1, 2019 using the modified retrospective method. Consequently, the Company recorded the lease liability at the present value of the lease payments discounted at the incremental borrowing rate and also recorded ROU assets at same value. Comparatives as at and for the year ended March 31, 2019 have not been retrospectively adjusted and therefore will continue to be reported under the accounting policies included as part of our Annual Report for year ended March 31, 2019.

### (e) Foreign currency translation

#### (i) Functional and presentation currency

The financial statements are presented in Indian rupee (₹), which is Company's functional and presentation currency unless stated otherwise.

#### (ii) Transactions and balances

Foreign currency transactions are translated into the functional currency using the exchange rates

# Notes to the Financial Statements

for the year ended March 31, 2020

at the dates of the transactions. Foreign exchange gains and losses resulting from the settlement of such transactions and from the translation of monetary assets and liabilities denominated in foreign currencies at year end exchange rates are recognised in the Statement of Profit and Loss in the period in which they arise and these are deferred in equity if they relate to qualifying cash flow hedges.

Foreign exchange gains and losses are presented in the Statement of Profit and Loss on a net basis within other gains/(losses).

## (f) Impairment of non-financial assets

Non-financial assets are tested for impairment whenever events or changes in circumstances indicate that the carrying amount may not be recoverable. An impairment loss is recognised for the amount by which the asset's carrying amount exceeds its recoverable amount. The recoverable amount is the higher of an asset's fair value less costs of disposal and value in use. For the purposes of assessing impairment, assets are grouped at the lowest levels for which there are separately identifiable cash inflows which are largely independent of the cash inflows from other assets or groups of assets (cash-generating units). Non-financial assets that suffered impairment are reviewed for possible reversal of the impairment at the end of each reporting period.

If, at the reporting date there is an indication that a previously assessed impairment loss no longer exists, the recoverable amount is reassessed and the asset is reflected at the recoverable amount. Impairment losses previously recognised are accordingly reversed in the Statement of Profit and Loss.

## (g) Borrowing costs

Borrowing costs directly attributable to the acquisition, construction or production of a qualifying asset are capitalised during the period of time that is required to complete and prepare the asset for its intended use or sale. Qualifying assets are assets that necessarily take a substantial period of time to get ready for their intended use or sale. Other borrowing costs are expensed in the period in which they are incurred.

Borrowing costs consist of interest and other costs that an entity incurs in connection with the borrowing of funds.

## (h) Income tax

Income tax expense represents the sum of the tax currently payable and deferred tax.

### (i) Current tax

The tax currently payable is based on taxable profit for the year. Taxable profit differs from 'profit before tax' as reported in the Statement of Profit and Loss because of items of income or expense that are taxable or deductible in other years and items that are never taxable or deductible. The Company's current tax is calculated using tax rates that have been enacted or substantively enacted by the end of the reporting period.

### (ii) Deferred tax

Deferred tax is recognised on temporary differences between the carrying amounts of assets and liabilities in the financial statements and the corresponding tax bases used in the computation of taxable profit. Deferred tax liabilities are generally recognised for all taxable temporary differences. Deferred tax assets are generally recognised for all deductible temporary differences, the carry forward of unused tax credits and unused tax losses to the extent that it is probable that taxable profits will be available against which those deductible temporary differences, the carry forward of unused tax credits and unused tax losses can be utilised. Such deferred tax assets and liabilities are not recognised if the temporary difference arises from the initial recognition (other than in a business combination) of assets and liabilities in a transaction that affects neither the taxable profit nor the accounting profit. In addition, deferred tax liabilities are not recognised if the temporary difference arises from the initial recognition of goodwill.

The carrying amount of deferred tax assets is reviewed at the end of each reporting period and reduced to the extent that it is no longer probable that sufficient taxable profits will be available to allow all or part of the asset to be recovered.

Deferred tax liabilities and assets are measured at the tax rates that are expected to apply in the period in which the liability is settled or the asset realised, based on tax rates (and tax laws) that have been

# Notes to the Financial Statements

for the year ended March 31, 2020

enacted or substantively enacted by the end of the reporting period.

The measurement of deferred tax liabilities and assets reflects the tax consequences that would follow from the manner in which the Company expects, at the end of the reporting period, to recover or settle the carrying amount of its assets and liabilities.

### (iii) Current and deferred tax for the year

Current and deferred tax are recognised in the Statement of Profit and Loss, except when they relate to items that are recognised in Other Comprehensive Income or directly in equity, in which case, the current and deferred tax are also recognised in Other Comprehensive Income or directly in equity respectively. Where current tax or deferred tax arises from the initial accounting for a business combination, the tax effect is included in the accounting for the business combination. The Company offsets current tax assets and current tax liabilities, where it has a legally enforceable right to setoff the recognised amounts and where it intends either to settle on a net basis, or to realise the asset and settle the liability simultaneously.

### (i) Property, plant and equipment

Property, plant and equipment are tangible items that are held for use in the production or supply for goods and services, rental to others or for administrative purposes and are expected to be used during more than one period. The cost of an item of property, plant and equipment shall be recognised as an asset if and only if it is probable that future economic benefits associated with the item will flow to the Company and the cost of the item can be measured reliably. Freehold land is carried at cost. All other items of property, plant and equipment are stated at cost less accumulated depreciation and accumulated impairment losses. Cost includes expenditure that is directly attributable to the acquisition of the items. Subsequent costs are included in the asset's carrying amount or recognised as a separate asset, as appropriate, only when it is probable that future economic benefits associated with the item will flow to the Company and the cost of the item can be measured reliably.

Each part of item of property, plant and equipment, if significant in relation to the total cost of the item, is depreciated separately. Further, parts of plant and equipment that are technically advised to be replaced at prescribed intervals/period of operation, insurance spares and cost of inspection/overhauling are depreciated separately based on their specific useful life provided these are of significant amounts commensurate with the size of the Company and scale of its operations. The carrying amount of any equipment / inspection / overhauling accounted for as separate asset is derecognised when replaced. All other repairs and maintenance are charged to profit or loss during the reporting period in which they are incurred.

An item of property, plant and equipment is derecognised upon disposal or when no future economic benefits are expected to arise from the continued use of the asset. Any gain or loss arising on the disposal or retirement of an item of property, plant and equipment is determined as the difference between the sales proceeds and the carrying amount of the asset and is recognised in the Statement of Profit and Loss.

### Depreciation methods, estimated useful lives and residual value

Depreciation commences when the assets are ready for their intended use. Depreciation is calculated using the straight-line method to allocate their cost, net of their residual values, over their estimated useful lives.

The management has estimated the useful lives and residual values of all property, plant and equipment and adopted useful lives as stated in Schedule II which are as follows:

Class of assets	Useful life
Building	5- 60 Years
Plant and Equipment	15 Years
Office Equipment	5 Years
Furniture and Fixtures	10 Years
Vehicle	10 Years
Computers	3-6 Years

The residual value of property, plant and equipment has been considered 5% or less of the original cost of assets as applicable.

# Notes to the Financial Statements

for the year ended March 31, 2020

- On the basis of technical assessment involving technology obsolescence and past experience:
  - o patterns, tools, jigs, fixtures etc. are depreciated over three years.
  - o machinery spares are depreciated over a life ranging from three to five years.
- Assets costing less than ₹ 5,000/- are fully depreciated in the year of purchase.

The estimated useful lives, residual values and depreciation method are reviewed at the end of each reporting period, with the effect of any changes in estimate accounted for on a prospective basis.

The property, plant and equipment acquired under finance leases is depreciated over the asset's useful life or over the shorter of the asset's useful life and the lease term if there is no reasonable certainty that the Company will obtain ownership at the end of the lease term.

#### Transition to Ind AS

Transition to Ind AS, the Company has elected to continue with the carrying value of all of its property, plant and equipment recognised as at 1 April 2015 (transition date) measured as per the previous GAAP and use that carrying value as the deemed cost of property, plant and equipment.

#### (j) Intangible assets

Intangible assets are carried at cost less accumulated amortisation and accumulated impairment losses. Amortisation is recognised on a straight-line basis over their estimated useful lives. The estimated useful life and amortisation method are reviewed at the end of each reporting period, with the effect of any changes in estimate being accounted for on a prospective basis.

Estimated useful lives of the intangible assets are as follows:

Class of assets	Estimated useful life
Computer software	3 – 5 Years
Website development cost	3 Years
Designs and drawings	6 Years

An intangible asset is derecognised on disposal, or when no future economic benefits are expected from use or disposal. Gains or losses arising from derecognition of an intangible asset, measured as the difference between the net disposal proceeds and the carrying amount of the asset, are recognised in the Statement of Profit and Loss when the asset is derecognised.

#### Research and development costs

Research costs are expensed as incurred. Development expenditures on an individual project are recognised as an intangible asset when the Company can demonstrate:

- the technical feasibility of completing the intangible asset so that the asset will be available for use or sale;
- its intention to complete and its ability and intention to use or sell the asset;
- how the asset will generate probable future economic benefits;
- the availability of adequate technical, financial and other resources to complete the development and to use or sell the asset; and
- the ability to measure reliably the expenditure attributable to asset during its development.

The amount initially recognised for intangible assets is the sum of the expenditure incurred from the date when the intangible asset first meets the recognition criteria listed above. Where no intangible assets can be recognised, development expenditure is recognised in the Statement of Profit and Loss in the period in which it is incurred. Subsequent to initial recognition, such intangible assets are reported at cost less accumulated amortisation and accumulated impairment losses, on the same basis as of acquired intangible assets.

#### Transition to Ind AS

On transition to Ind AS, the Company has elected to continue with the carrying value of all of its intangible assets recognised as at 1 April 2015 (transition date) measured as per the previous GAAP and use that carrying value as the deemed cost of intangible assets.

#### (k) Inventories

- (i) Inventories of raw materials, components, stores and spares are valued at lower of cost and net

# Notes to the Financial Statements

## for the year ended March 31, 2020

realizable value. Cost for the purpose of valuation of such inventories is determined on weighted average basis. Net realizable value is the estimated selling price in the ordinary course of business less the estimated costs of completion and the estimated costs necessary to make the sale.

- (ii) Finished goods and work-in-progress are valued at lower of cost and net realizable value. The cost of finished goods and work-in-progress includes raw material costs, direct cost of conversion and proportionate allocation of indirect costs incurred in bringing the inventories to their present location and condition.

### (l) Non-current assets held for sale

Non-current assets are classified as held for sale if their carrying amount will be recovered principally through a sale transaction rather than through continuing use. This condition is regarded as met only when the asset is available for immediate sale in its present condition subject only to terms that are usual and customary for sales of such asset and its sale is highly probable. Management must be committed to the sale. They are measured at the lower of their carrying amount and fair value less costs to sell. Non-current assets classified as held for sale are presented separately in the Balance Sheet."

"Property, plant and equipment and intangible assets once classified as held for sale are not depreciated or amortised.

### (m) Provisions

Provisions are recognised when the Company has a present obligation (legal or constructive) as a result of a past event, it is probable that the Company will be required to settle the obligation, and a reliable estimate can be made of the amount of the obligation.

The amount recognised as a provision is the best estimate of the consideration required to settle the present obligation at the end of the reporting period, taking into account the risks and uncertainties surrounding the obligation. When the effect of the time value of money is material, provisions are determined by discounting the expected future cash flows at a pre-tax rate that reflects current market assessments of the time value of money and the risks specific to the liability. The increase in the

provision due to the passage of time is recognised as interest expense.

When some or all of the economic benefits required to settle a provision are expected to be recovered from a third party, a receivable is recognised as an asset if it is virtually certain that reimbursement will be received and the amount of the receivable can be measured reliably.

### (n) Employee benefits

#### (i) Short-term obligations

Liabilities for wages and salaries, including non-monetary benefits that are expected to be settled wholly within twelve months after the end of the period in which the employees render the related service are recognised in respect of employees' services up to the end of the reporting period and are measured at the undiscounted amounts expected to be paid when the liabilities are settled. The liabilities are presented as current benefit obligations in the Balance Sheet.

#### (ii) Other long-term employee benefit obligations

Other long-term employee benefits include earned leaves, sick leaves and employee retention bonus.

##### Earned leaves and sick leaves

The liabilities for earned leaves and sick leaves are not expected to be settled wholly within twelve months after the end of the period in which the employees render the related service. They are therefore measured at the present value of expected future payments to be made in respect of services provided by employees up to the end of the reporting period using the projected unit credit method, with actuarial valuations being carried out at the end of each annual reporting period. The benefits are discounted using the market yields at the end of the reporting period that have terms approximating to the terms of the related obligation. Remeasurements as a result of experience adjustments and changes in actuarial assumptions are recognised in the Statement of Profit and Loss. The obligations are presented as provisions in the Balance Sheet.

##### Employee retention bonus

The Company, as a part of retention policy, pays retention bonus to certain employees after

# Notes to the Financial Statements

for the year ended March 31, 2020

completion of specified period of service. The timing of the outflows is expected to be within a period of five years. They are therefore measured at the present value of expected future payments at the end of each annual reporting period in accordance with management best estimates. This cost is included in employee benefit expense in the Statement of Profit and Loss with corresponding provisions in the Balance Sheet.

### (iii) Post-employment obligations

The Company operates the following post-employment schemes:

- defined benefit plan towards payment of gratuity; and
- defined contribution plans towards provident fund & employee pension scheme, employee state insurance and superannuation scheme.

#### Defined benefit plans

The Company provides for gratuity obligations through a defined benefit retirement plan (the 'Gratuity Plan') covering all employees. The Gratuity Plan provides a lump sum payment to vested employees at retirement/termination of employment or death of an employee, based on the respective employees' salary and years of employment with the Company.

The liability or asset recognised in the Balance Sheet in respect of the defined benefit plan is the present value of the defined benefit obligation at the end of the reporting period less the fair value of plan assets. The present value of the defined benefit obligation is determined using projected unit credit method by discounting the estimated future cash outflows by reference to market yields at the end of the reporting period on government bonds that have terms approximating to the terms of the related obligation, with actuarial valuations being carried out at the end of each annual reporting period.

The net interest cost is calculated by applying the discount rate to the net balance of the defined benefit obligation and the fair value of plan assets. This cost is included in employee benefit expense in the Statement of Profit and Loss. Remeasurement gains

and losses arising from experience adjustments and changes in actuarial assumptions are recognised in the period in which they occur, directly in Other Comprehensive Income. They are included in retained earnings in the Statement of Changes in Equity and in the Balance Sheet.

#### Defined contribution plans

Defined contribution plans are retirement benefit plans under which the Company pays fixed contributions to separate entities (funds) or financial institutions or state managed benefit schemes. The Company has no further payment obligations once the contributions have been paid. The defined contributions plans are recognised as employee benefit expense when they are due. Prepaid contributions are recognised as an asset to the extent that a cash refund or a reduction in the future payments is available.

- **Provident Fund Plan & Employee Pension Scheme**

The Company makes monthly contributions at prescribed rates towards Employees' Provident Fund/ Employees' Pension Scheme to a Fund administered and managed by the Government of India.

- **Employee State Insurance**

The Company makes prescribed monthly contributions towards Employees' State Insurance Scheme.

- **Superannuation Scheme**

The Company contributes towards a fund established by the Company to provide superannuation benefit to certain employees in terms of Group Superannuation Policies entered into by such fund with the Life Insurance Corporation of India.

### (o) Dividends

Provision is made for the amount of any dividend declared, being appropriately authorised and no longer at the discretion of the Company, on or before the end of the reporting period but not distributed by the end of the reporting period.

# Notes to the Financial Statements

## for the year ended March 31, 2020

### (p) Cash and cash equivalents

Cash and cash equivalents includes cash on hand, other short-term, highly liquid investments with original maturities of three month or less that are readily convertible into known amount of cash and which are subject to an insignificant risk of changes in value.

### (q) Earnings per share

Basic earnings per share are calculated by dividing the net profit or loss for the year attributable to equity shareholders by the weighted average number of equity shares outstanding during the year.

For the purpose of calculating diluted earnings per share, the net profit or loss for the year attributable to equity shareholders and the weighted average number of shares outstanding during the year are adjusted for the effects of all dilutive potential equity shares.

### (r) Financial assets

#### (i) Classification

The Company classifies its financial assets in the following measurement categories:

- those to be measured subsequently at fair value (either through Other Comprehensive Income, or through profit or loss), and
- those measured at amortised cost.

The classification depends on the Company's business model for managing the financial assets and the contractual terms of the cash flows.

For assets measured at fair value, gains and losses will either be recorded in profit or loss or Other Comprehensive Income. For assets in the nature of debt instruments, this will depend on the business model. For assets in the nature of equity instruments, this will depend on whether the Company has made an irrevocable election at the time of initial recognition to account for the equity instrument at fair value through Other Comprehensive Income.

The Company reclassifies debt instruments when and only when its business model for managing those assets changes.

#### (ii) Measurement

At initial recognition, the Company measures a financial asset at its fair value plus, in the case of a financial asset not measured at fair value through profit or loss, transaction costs that are directly attributable to the acquisition of the financial asset. Transaction costs of financial assets carried at fair value through profit or loss are expensed in profit or loss.

#### Debt instruments

Subsequent measurement of debt instruments depends on the Company's business model for managing the asset and the cash flow characteristics of the asset. There are three measurement categories into which the Company classifies its debt instruments:

- Amortised cost: Assets that are held for collection of contractual cash flows where those cash flows represent solely payments of principal and interest are measured at amortised cost. A gain or loss on a debt investment that is subsequently measured at amortised cost is recognised in profit or loss when the asset is derecognised or impaired. Interest income from these financial assets is recognised using the effective interest rate method.
- Fair value through Other Comprehensive Income (FVTOCI): Assets that are held for collection of contractual cash flows and for selling the financial assets, where the assets' cash flows represent solely payments of principal and interest, are measured at fair value through Other Comprehensive Income (FVTOCI). Movements in the carrying amount are taken through OCI, except for the recognition of impairment gains or losses, interest revenue and foreign exchange gains and losses which are recognised in Statement of Profit and Loss. When the financial asset is derecognised, the cumulative gain or loss previously recognised in OCI is reclassified from equity to profit or loss and recognised in other gains/(losses). Interest income from these financial assets is included in other income using the effective interest rate method.



# Notes to the Financial Statements

for the year ended March 31, 2020

- Fair value through profit or loss (FVTPL): Assets that do not meet the criteria for amortised cost or FVTOCI are measured at fair value through profit or loss. A gain or loss on a debt investment that is subsequently measured at fair value through profit or loss is recognised in profit or loss and presented net in the Statement of Profit and Loss within other gains/(losses) in the period in which it arises. Interest income from these financial assets is included in other income.

## Equity instruments

The Company subsequently measures all equity investments at fair value, except for equity investments in subsidiary and joint venture where the Company has the option to either measure it at cost or fair value. The Company has opted to measure equity investments in subsidiary and joint venture at cost. Where the Company's management elects to present fair value gains and losses on equity investments in Other Comprehensive Income, there is no subsequent reclassification of fair value gains and losses to profit or loss. Dividends from such investments are recognised in profit or loss as other income when the Company's right to receive payments is established.

### (iii) Impairment of financial assets

In accordance with Ind AS 109 Financial Instruments, the Company applies expected credit loss (ECL) model for measurement and recognition of impairment loss associated with its financial assets carried at amortised cost and FVTOCI debt instruments.

For trade receivables or any contractual right to receive cash or another financial asset that result from transactions that are within the scope of Ind AS 115 Revenue from contracts with customers, the Company applies simplified approach permitted by Ind AS 109 Financial Instruments, which requires expected life time losses to be recognised after initial recognition of receivables. For recognition of impairment loss on other financial assets and risk exposure, the Company determines whether there has been a significant increase in the credit risk since initial recognition. If credit risk has not increased significantly, twelve months ECL is used to

provide for impairment loss. However, if credit risk has increased significantly, lifetime ECL is used. If, in a subsequent period, credit quality of the instrument improves such that there is no longer a significant increase in credit risk since initial recognition, then the entity reverts to recognising impairment loss allowance based on twelve-months ECL.

ECL represents expected credit loss resulting from all possible defaults and is the difference between all contractual cash flows that are due to the Company in accordance with the contract and all the cash flows that the entity expects to receive, discounted at the original effective interest rate. While determining cash flows, cash flows from the sale of collateral held or other credit enhancements that are integral to the contractual terms are also considered.

ECL is determined with reference to historically observed default rates over the expected life of the trade receivables and is adjusted for forward looking estimates. Note 38 details how the Company determines expected credit loss.

### (iv) Derecognition of financial assets

A financial asset is derecognised only when

- the Company has transferred the rights to receive cash flows from the financial asset; or
- retains the contractual rights to receive the cash flows of the financial asset, but assumes a contractual obligation to pay the cash flows to one or more recipients.

Where the Company has transferred an asset, it evaluates whether it has transferred substantially all risks and rewards of ownership of the financial asset. In such cases, the financial asset is derecognised. Where the Company has not transferred substantially all risks and rewards of ownership of the financial asset, the financial asset is not derecognised.

Where the Company has neither transferred a financial asset nor retained substantially all risks and rewards of ownership of the financial asset, the financial asset is derecognised if the Company has not retained control of the financial asset. Where the Company retains control of the financial asset, the

# Notes to the Financial Statements

for the year ended March 31, 2020

asset is continued to be recognised to the extent of continuing involvement in the financial asset.

On derecognition of a financial asset in its entirety, the difference between the asset's carrying amount and the sum of the consideration received and receivable and the cumulative gain or loss that had been recognised in Other Comprehensive Income and accumulated in equity is recognised in profit or loss if such gain or loss would have otherwise been recognised in profit or loss on disposal of that financial asset.

On derecognition of a financial asset other than in its entirety, the Company allocates the previous carrying amount of the financial asset between the part it continues to recognise under continuing involvement, and the part it no longer recognises on the basis of the relative fair values of those parts on the date of the transfer. The difference between the carrying amount allocated to the part that is no longer recognised and the sum of the consideration received for the part no longer recognised and any cumulative gain or loss allocated to it that had been recognised in Other Comprehensive Income is recognised in profit or loss if such gain or loss would have otherwise been recognised in profit or loss on disposal of that financial asset. A cumulative gain or loss that had been recognised in Other Comprehensive Income is allocated between the part that continues to be recognised and the part that is no longer recognised on the basis of the relative fair values of those parts.

## (v) Effective interest method

The effective interest method is a method of calculating the amortised cost of a debt instrument and of allocating interest income over the relevant period. The effective interest rate is the rate that exactly discounts estimated future cash receipts through the expected life of the financial asset to the gross carrying amount of a financial asset. When calculating the effective interest rate, the Company estimates the expected cash flows by considering all the contractual terms of the financial instrument but does not consider the expected credit losses. Income is recognised on an effective interest basis for debt instruments other than those financial assets classified as at FVTPL.

## (s) Financial liabilities and equity instruments

### (i) Classification

Debt and equity instruments issued by the Company are classified as either financial liabilities or as equity in accordance with the substance of the contractual arrangements and the definitions of a financial liability and an equity instrument.

#### Equity instruments

An equity instrument is any contract that evidences a residual interest in the assets of the Company after deducting all of its liabilities.

#### Financial liabilities

The Company classifies its financial liabilities in the following measurement categories:

- those to be measured subsequently at fair value through profit or loss, and
- those measured at amortised cost.

Financial liabilities are classified as at FVTPL when the financial liability is held for trading or it is designated as at FVTPL, other financial liabilities are measured at amortised cost at the end of subsequent accounting periods.

### (ii) Measurement

#### Equity instruments

Equity instruments issued by the Company are recognised at the proceeds received. Transaction cost of equity transactions shall be accounted for as a deduction from equity.

#### Financial liabilities

At initial recognition, the Company measures a financial liability at its fair value net of, in the case of a financial liability not measured at fair value through profit or loss, transaction costs that are directly attributable to the issue of the financial liability. Transaction costs of financial liability carried at fair value through profit or loss are expensed in profit or loss.

Subsequent measurement of financial liabilities depends on the classification of financial liabilities. There are two measurement categories into which the Company classifies its financial liabilities:

# Notes to the Financial Statements

for the year ended March 31, 2020

- Fair value through profit or loss (FVTPL): Financial liabilities are classified as at FVTPL when the financial liability is held for trading or it is designated as at FVTPL. Financial liabilities at FVTPL are stated at fair value, with any gains or losses arising on remeasurement recognised in profit or loss.
- Amortised cost: Financial liabilities that are not held-for-trading and are not designated as at FVTPL are measured at amortised cost at the end of subsequent accounting periods. The carrying amounts of financial liabilities that are subsequently measured at amortised cost are determined based on the effective interest method. Interest expense that is not capitalised as part of costs of an asset is included in the 'Finance costs' line item.

### (iii) Derecognition

#### Equity instruments

Repurchase of the Company's own equity instruments is recognised and deducted directly in equity. No gain or loss is recognised in profit or loss on the purchase, sale, issue or cancellation of the Company's own equity instruments.

#### Financial liabilities

The Company derecognises financial liabilities when, and only when, the Company's obligations are discharged, cancelled or have expired. An exchange with a lender of debt instruments with substantially different terms is accounted for as an extinguishment of the original financial liability and the recognition of a new financial liability. Similarly, a substantial modification of the terms of an existing financial liability (whether or not attributable to the financial difficulty of the debtor) is accounted for as an extinguishment of the original financial liability and the recognition of a new financial liability. The difference between the carrying amount of the financial liability derecognised and the consideration paid and payable is recognised in profit or loss.

### (iv) Effective interest method

The effective interest method is a method of calculating the amortised cost of a financial liability and of allocating interest expense over the relevant

period. The effective interest rate is the rate that exactly discounts estimated future cash payments through the expected life of the financial liability to the gross carrying amount of a financial liability.

### (v) Foreign exchange gains and losses

For financial liabilities that are denominated in a foreign currency and are measured at amortised cost at the end of each reporting period, the foreign exchange gains and losses are determined based on the amortised cost of the instruments and are recognised in 'Other income'. The fair value of financial liabilities denominated in a foreign currency is determined in that foreign currency and translated at the spot rate at the end of the reporting period.

### (t) Offsetting financial instruments

Financial assets and liabilities are offset and the net amount is reported in the Balance Sheet where there is a legally enforceable right to offset the recognised amounts and there is an intention to settle on a net basis or realise the asset and settle the liability simultaneously. The legally enforceable right must not be contingent on future events and must be enforceable in the normal course of business and in the event of default, insolvency or bankruptcy of the Company or the counterparty.

### (u) Fair value of financial instruments

Fair value measurements are categorised into Level 1, 2 or 3 based on the degree to which the inputs to the fair value measurements are observable and the significance of the inputs to the fair value measurement in its entirety, which are described as follows:

- Level 1 inputs are quoted prices (unadjusted) in active markets for identical assets or liabilities that the Company can access at the measurement date;
- Level 2 inputs are inputs, other than quoted prices included within Level 1, that are observable for the asset or liability, either directly or indirectly; and
- Level 3 inputs are unobservable inputs for the asset or liability.

### (v) Derivative financial instruments and hedge accounting

The Company uses derivative financial instruments i.e. forward currency contracts to hedge its foreign currency

# Notes to the Financial Statements

## for the year ended March 31, 2020

risks. These derivative financial instruments are initially recognised at fair value on the date on which a derivative contract is entered into and are subsequently re-measured at fair value. Derivatives are carried as financial assets when the fair value is positive and as financial liabilities when the fair value is negative.

For the purpose of hedge accounting, the Company has classified hedges as Cash flow hedges wherein it hedges the exposure to the variability in cash flows that is either attributable to a particular risk associated with a recognised asset or liability or a highly probable forecast transaction or the foreign currency risk in an unrecognised firm commitment.

At the inception of a hedge relationship, the Company formally designates and documents the hedge relationship to which the Company contemplates to apply hedge accounting and the risk management objective and strategy for undertaking the hedge in compliance with Company's hedge policy. The documentation includes the company's risk management objective and strategy for undertaking hedge, the hedging/ economic relationship, the hedged item or transaction, the nature of the risk being hedged, hedge ratio and how the entity will assess the effectiveness of changes in the hedging instrument's fair value in offsetting the exposure to changes in the hedged item's fair value or cash flows attributable to the hedged risk. Such hedges are expected to be highly effective in achieving offsetting changes in fair value or cash flows and are assessed on an ongoing basis to determine that they actually have been highly effective throughout the financial reporting periods for which they were designated. Any hedge ineffectiveness is calculated and accounted for in Statement of profit or loss at the time of hedge relationship rebalancing.

The effective portion of changes in the fair value of the hedging instruments is recognised in Other Comprehensive Income and accumulated in the cash flow hedging reserve. Such amounts are reclassified in to the profit or loss when the related hedge items affect profit or loss, such as when the hedged financial income or financial expense is recognised or when a forecast sale occurs. When the hedged item is the cost of a non-financial asset or non-financial liability, the amounts recognised as OCI are transferred to the initial carrying amount of the non-financial asset or liability.

Any ineffective portion of changes in the fair value of the derivative or if the hedging instrument no longer meets the criteria for hedge accounting, is recognised immediately in profit or loss. If the hedging relationship ceases to meet the effectiveness conditions, hedge accounting is discontinued and the related gain or loss is held in cash flow hedging reserve until the forecast transaction occurs.

### Note 2: Critical accounting judgements and key sources of estimation uncertainty

The preparation of financial statements requires the use of accounting estimates which, by definition, will seldom equal the actual results. Management also needs to exercise judgement in applying the Company's accounting policies.

This note provides an overview of the areas that involved a higher degree of judgement or complexity, and of items which are more likely to be materially adjusted due to estimates and assumptions turning out to be different than those originally assessed.

Estimates and judgements are continually evaluated. They are based on historical experience and other factors, including expectations of future events that may have a financial impact on the Company and that are believed to be reasonable under the circumstances.

#### (a) Critical accounting judgements

In the process of applying the Company's accounting policies, management has made the following judgement, which has the most significant effect on the amounts recognised in the financial statements:

##### (i) Classification of GE Triveni Limited as a Joint Venture

The Company holds more than 50% stake in the equity share capital (i.e. holding 8,000,001 equity shares out of total 16,000,000 equity shares) of GE Triveni Limited (GETL) and the balance share capital is being held by DI Netherland B.V. By virtue of agreements between the shareholders, relevant terms of which are enshrined in the Articles of Association of GETL, it has been considered that the Company has joint control over GETL alongwith the other shareholder since unanimous consent of both the shareholders is required in respect of significant financial, operating, strategic and managerial decisions. Accordingly investments in equity shares of GETL is classified as investment in joint venture.

# Notes to the Financial Statements

for the year ended March 31, 2020

## (b) Key sources of estimation uncertainty

The following are the key assumptions concerning the future, and other key sources of estimation uncertainty at the end of the reporting period that may have a significant risk of causing a material adjustment to the carrying amounts of assets and liabilities within the next financial year.

### (i) Write-downs of Inventory

The Company write-downs the inventories to net realisable value on account of obsolete and slow-moving inventories, which is recognised on case to case basis based on the management's assessment.

The Company uses following significant judgements to ascertain value for write-downs of inventories to net realisable:

- a) nature of inventories mainly comprise of iron, steel, forging and casting which are non-perishable in nature;
- b) probability of decrease in the realisable value of slow moving inventory due to obsolesce or not having an alternative use is low considering the fact that these can also be used after necessary engineering modification;
- c) maintaining appropriate inventory levels for after sales services considering the long useful life of the product.

### (ii) Employee benefit plans

The cost of the defined benefit plans and other long term employee benefits and the present value of the obligation thereon are determined using actuarial valuations. An actuarial valuation involves making various assumptions that may differ from actual developments in the future. These include the determination of the discount rate, future salary increases, attrition and mortality rates. Due to the complexities involved in the valuation and its long-term nature, obligation amount is highly sensitive to changes in these assumptions.

The parameter most subject to change is the discount rate. In determining the appropriate discount rate

for plans, the management considers the interest rates of government bonds. Future salary increases are based on expected future inflation rates and expected salary trends in the industry. Attrition rates are considered based on past observable data on employees leaving the services of the Company. The mortality rate is based on publicly available mortality tables. Those mortality tables tend to change only at interval in response to demographic changes. See note 35 for further disclosures.

### (iii) Provision for warranty claims

The Company, in the usual course of sale of its products, gives warranties on certain products and services, undertaking to repair or replace the items that fail to perform satisfactorily during the specified warranty period. Provisions made represent the amount of expected cost of meeting such obligations of rectifications / replacements based on best estimate considering the historical warranty claim information and any recent trends that may suggest future claims could differ from historical amounts. The assumptions made in relation to the current period are consistent with those in the prior years.

### (iv) Provision for liquidated damages

It represents the potential liability which may arise from contractual obligation towards customers with respect to matters relating to delivery and performance of the Company's products. The provision represents the amount estimated to meet the cost of such obligations based on best estimate considering the historical trends, merits of the case and apportionment of delays between the contracting parties.

### (v) Provision for litigations and contingencies

The provision for litigations and contingencies are determined based on evaluation made by the management of the present obligation arising from past events the settlement of which is expected to result in outflow of resources embodying economic benefits, which involves judgements around estimating the ultimate outcome of such past events and measurement of the obligation amount.

# Notes to the Financial Statements

for the year ended March 31, 2020

**(vi) Useful life and residual value of plant, property and equipment and intangible assets**

The useful life and residual value of plant, property and equipment and intangible assets are determined based on technical evaluation made by the management of the expected usage of the asset, the physical wear and tear and technical or commercial obsolescence of the asset. Due to the judgements involved in such estimations, the useful life and residual value are sensitive to the actual usage in future period.

**(vii) Tax charge on intangible assets recognised at time of vesting of turbine business**

The Company has been claiming allowance for depreciation on written down value method on

certain intangibles recognised upon vesting of the steam turbine business in earlier years pursuant to a scheme of demerger. While such claims for certain years have been adjudicated in favor of the Company at the first appellate stage, the Revenue department has consistently disallowed the same in tax assessments. In view of uncertainty with regard to the ultimate decision in such matter at higher judicial forums, the Company has not considered the benefit of the aforesaid favorable decisions and has continued to recognise charge for tax without considering depreciation benefits on such intangible assets, the tax effect of which aggregates to ₹ 183.38 Million till March 31, 2020 (March 31, 2019: ₹ 187.44 Million)

# Notes to the Financial Statements

for the year ended March 31, 2020

## Note 3: Property, plant and equipment and capital work-in-progress

	Property, plant and equipment										Capital work-in-progress
	Freehold Land	Leasehold Land	Buildings	Plant and Equipment	Office Equipment	Furniture & Fixtures	Vehicles	Computers	Right of Use assets	Total	
<b>Year ended 31 March 2019</b>											
<b>Gross carrying amount</b>	36.42	388.65	1,105.68	920.96	22.73	56.81	43.16	50.95	-	<b>2,625.36</b>	385.10
Additions	-	64.36	-	400.79	2.32	3.26	1.37	2.97	-	<b>475.07</b>	46.64
Disposals	-	-	-	(1.97)	(0.62)	(0.08)	(2.20)	(0.55)	-	<b>(5.42)</b>	-
Transfer	-	-	-	-	-	-	-	-	-	-	(388.40)
<b>Closing gross carrying amount</b>	<b>36.42</b>	<b>388.65</b>	<b>1,170.04</b>	<b>1,319.78</b>	<b>24.43</b>	<b>59.99</b>	<b>42.33</b>	<b>53.37</b>	-	<b>3,095.01</b>	<b>43.34</b>
<b>Accumulated depreciation</b>											
Opening accumulated depreciation	-	-	56.35	294.36	9.25	15.24	13.47	27.58	-	<b>416.25</b>	-
Depreciation charge during the year	-	-	38.51	111.64	3.70	6.05	5.83	7.75	-	<b>173.48</b>	-
Disposals	-	-	-	(1.24)	(0.54)	(0.06)	(0.88)	(0.55)	-	<b>(3.27)</b>	-
<b>Closing accumulated depreciation</b>	-	-	<b>94.86</b>	<b>404.76</b>	<b>12.41</b>	<b>21.23</b>	<b>18.42</b>	<b>34.78</b>	-	<b>586.46</b>	-
<b>Net carrying amount</b>	<b>36.42</b>	<b>388.65</b>	<b>1,075.18</b>	<b>915.02</b>	<b>12.02</b>	<b>38.76</b>	<b>23.91</b>	<b>18.59</b>	-	<b>2,508.55</b>	<b>43.34</b>
<b>Year ended 31 March 2020</b>											
<b>Gross carrying amount</b>	36.42	388.65	1,170.04	1,319.78	24.43	59.99	42.33	53.37	-	<b>3,095.01</b>	43.34
Additions	-	-	4.45	37.86	2.06	2.51	14.19	1.71	-	<b>62.78</b>	31.51
Impact on account of transition to Ind AS 116 [refer note (v) below]	-	-	-	-	-	-	-	-	34.01	<b>34.01</b>	-
Disposals	-	-	-	(36.93)	-	-	(1.06)	(1.42)	-	<b>(39.41)</b>	-
Transfer	-	-	-	-	-	-	-	-	-	-	(11.13)
<b>Closing gross carrying amount</b>	<b>36.42</b>	<b>388.65</b>	<b>1,174.49</b>	<b>1,320.71</b>	<b>26.49</b>	<b>62.50</b>	<b>55.46</b>	<b>53.66</b>	<b>34.01</b>	<b>3,152.39</b>	<b>63.72</b>
<b>Accumulated depreciation</b>											
Opening accumulated depreciation	-	-	94.86	404.76	12.41	21.23	18.42	34.78	-	<b>586.46</b>	-
Depreciation charge during the year	-	-	39.20	110.73	3.90	5.92	5.39	6.09	7.13	<b>178.36</b>	-
Disposals	-	-	-	(36.90)	-	-	(0.55)	(1.41)	-	<b>(38.86)</b>	-
<b>Closing accumulated depreciation</b>	-	-	<b>134.06</b>	<b>478.59</b>	<b>16.31</b>	<b>27.15</b>	<b>23.26</b>	<b>39.46</b>	<b>7.13</b>	<b>725.96</b>	-
<b>Net carrying amount</b>	<b>36.42</b>	<b>388.65</b>	<b>1,040.43</b>	<b>842.12</b>	<b>10.18</b>	<b>35.35</b>	<b>32.20</b>	<b>14.20</b>	<b>26.88</b>	<b>2,426.43</b>	<b>63.72</b>

(i) **Leased assets**

The leasehold land above represents land at Sompura, acquired by the Company during financial year 2014-15 from Karnataka Industrial Areas Development Board, on a lease-cum-sale basis. The land is under lease for initial period of ten years thereafter the ownership of the land will be transferred in favour of the Company. (refer note 40(ii)).

(ii) **Restrictions on property, plant and equipment**

Refer note 15 and 17 for information on charges created on property, plant and equipment.

(iii) **Contractual commitments**

Refer note 41 for disclosure of contractual commitments for the acquisition of property, plant and equipment.

(iv) **Capital work-in-progress**

Capital work-in-progress mainly comprises of extension of factory building at Sompura manufacturing facility.

(v) **Right of use assets**

Right of use assets represents certain office premises, office equipment and vehicles taken on lease and has been accounted in accordance with Ind AS 116 "Leases" [Refer note 40 (ii)]

# Notes to the Financial Statements

for the year ended March 31, 2020

## Note 4: Intangible assets

(₹ in Million)

	Computer software	Website	Design and drawings	Total
<b>Year ended March 31, 2019</b>				
<b>Gross carrying amount</b>				
Opening gross carrying amount	77.10	1.42	37.51	116.03
Additions	10.36	-	5.76	16.12
Disposals	(0.32)	-	-	(0.32)
<b>Closing gross carrying amount</b>	<b>87.14</b>	<b>1.42</b>	<b>43.27</b>	<b>131.83</b>
<b>Accumulated amortisation</b>				
Opening accumulated amortisation	42.72	1.27	24.98	68.97
Amortisation charge for the year	20.56	0.15	6.79	27.50
Disposals	(0.32)	-	-	(0.32)
<b>Closing accumulated amortisation</b>	<b>62.96</b>	<b>1.42</b>	<b>31.77</b>	<b>96.15</b>
<b>Closing net carrying amount</b>	<b>24.18</b>	<b>-</b>	<b>11.50</b>	<b>35.68</b>
<b>Year ended March 31, 2020</b>				
<b>Gross carrying amount</b>				
Opening gross carrying amount	87.14	1.42	43.27	131.83
Additions	22.32	-	2.92	25.24
Disposals	-	-	-	-
<b>Closing gross carrying amount</b>	<b>109.46</b>	<b>1.42</b>	<b>46.19</b>	<b>157.07</b>
<b>Accumulated amortisation</b>				
Opening accumulated amortisation	62.96	1.42	31.77	96.15
Amortisation charge for the year	16.97	-	5.50	22.47
Disposals	-	-	-	-
<b>Closing accumulated amortisation</b>	<b>79.93</b>	<b>1.42</b>	<b>37.27</b>	<b>118.62</b>
<b>Closing net carrying amount</b>	<b>29.53</b>	<b>-</b>	<b>8.92</b>	<b>38.45</b>

(i) All intangible assets disclosed above represents acquired intangible assets.

## Note 5: Investments

### (a) Investments accounted for using the equity method

(₹ in Million)

	31-Mar-20	31-Mar-19
<b>At cost</b>		
<b>Unquoted investments (fully paid-up)</b>		
<b>Investments in equity instruments</b>		
- of subsidiary		
200,000 (March 31, 2019: 200,000) Ordinary shares of GBP 1/- each of Triveni Turbines Europe Private Ltd	18.47	18.47
- of joint venture		
8,000,001 (March 31, 2019: 8,000,001) Equity shares of ₹ 10/- each of GE Triveni Limited (refer note 2 (a) (i) and note 17 (ii))	80.00	80.00
<b>Total investments in subsidiary and joint venture</b>	<b>98.47</b>	<b>98.47</b>
<b>Total investments in subsidiary and joint venture</b>	<b>98.47</b>	<b>98.47</b>
Aggregate amount of quoted investments and market value thereof	-	-
Aggregate amount of unquoted investments	98.47	98.47
Aggregate amount of impairment in the value of investments	-	-



# Notes to the Financial Statements

for the year ended March 31, 2020

Details of the Company's subsidiaries and joint venture at the end of the reporting period are as follows:

Name of Subsidiaries / Joint venture	Place of incorporation and operation	Proportion of ownership interest and voting power held by the Company	
		31-Mar-20	31-Mar-19
		(₹ in Million)	
<b>Subsidiary</b>			
Triveni Turbines Europe Private Ltd	United Kingdom	100%	100%
<b>Joint venture</b>			
GE Triveni Limited	India	50%	50%

## (b) Current investments

	31-Mar-20	31-Mar-19
(₹ in Million)		
<b>At fair value through Profit and Loss (P&amp;L)</b>		
<b>Unquoted investments</b>		
<b>Investments in mutual funds</b>		
2,580,732 (March 31, 2019: Nil) DSP Saving Fund - Direct Plan -Growth	102.87	
377,055 (March 31, 2019: Nil) Aditya Birla Sun Life Money Manager Fund Regular Plan-Growth	101.49	
36,973 (March 31, 2019: Nil) DSP Ultra short Fund - Direct Plan -Growth	100.63	
12,980 (March 31, 2019: Nil) HDFC Liquid Fund - Direct Plan-Growth	50.71	
18,118,399 (March 31, 2019: Nil) HDFC Ultra short term fund-Growth	203.99	
622,489 (March 31, 2019: Nil) ICICI Prudential Money Market Fund - Regular-Growth	172.75	
11,163,847 (March 31, 2019: Nil) IDFC Ultra Short Term Fund - Regular-Growth	126.98	
929,933 (March 31, 2019: Nil) JM Liquid Fund - Direct Growth option-Growth	50.52	
42,968 (March 31, 2019: Nil) Nippon India Money Market Fund-Growth	131.16	
7,845,332 (March 31, 2019: Nil) SBI Saving Fund Direct Plan-Growth	253.93	
Nil ( March 31, 2019: 167,402 ) Aditya Birla Sun Life Liquid Fund -Growth- - Direct Plan	-	50.05
<b>Total current investments</b>	<b>1,295.03</b>	<b>50.05</b>
<b>Total current investments</b>	<b>1,295.03</b>	<b>50.05</b>
Aggregate amount of quoted investments and market value thereof	-	-
Aggregate amount of unquoted investments	1,295.03	50.05
Aggregate amount of impairment in the value of investments	-	-

# Notes to the Financial Statements

for the year ended March 31, 2020

## Note 6: Trade receivables

(₹ in Million)

	31-Mar-20		31-Mar-19	
	Current	Non- current	Current	Non- current
Trade receivables (at amortised cost)	1,252.14	11.38	1,768.10	12.02
Less: Allowance for bad and doubtful debts	(41.82)	(11.38)	(40.33)	-
<b>Total trade receivables</b>	<b>1,210.32</b>	<b>-</b>	<b>1,727.77</b>	<b>12.02</b>
<b>Trade receivables</b>				
Secured, considered good	319.51	-	585.54	-
Unsecured, considered good	890.81	-	1,142.23	12.02
Trade receivables which have significant increase in credit Risk	8.26	-	5.42	-
Trade receivables - credit impaired	33.56	11.38	34.91	-
	<b>1,252.14</b>	<b>11.38</b>	<b>1,768.10</b>	<b>12.02</b>
<b>Impairment allowance (allowance for bad and doubtful debts)</b>				
Trade receivables which have significant increase in credit Risk	8.26	-	5.42	-
Trade receivables - credit impaired	33.56	11.38	34.91	-
	<b>41.82</b>	<b>11.38</b>	<b>40.33</b>	<b>-</b>

(i) Refer note 38 for disclosures related to credit risk, impairment of trade receivables under expected credit loss model and related disclosures.

(ii) Reconciliation of loss allowance provision on trade receivables:

(₹ in Million)

	31-Mar-20	31-Mar-19
Balance at beginning of the year	40.33	36.65
Additional provisions recognised	22.76	3.68
Amounts used during the year	(9.56)	-
Unused amounts reversed during the year	(0.33)	-
<b>Balance at the end of the year</b>	<b>53.20</b>	<b>40.33</b>

## Note 7: Loans

(₹ in Million)

	31-Mar-20		31-Mar-19	
	Current	Non- current	Current	Non- current
Loan to employees (at amortised cost)				
- Unsecured, considered good	1.95	0.16	2.45	0.19
<b>Total loans</b>	<b>1.95</b>	<b>0.16</b>	<b>2.45</b>	<b>0.19</b>

# Notes to the Financial Statements

for the year ended March 31, 2020

## Note 8: Other financial assets

(₹ in Million)

	31-Mar-20		31-Mar-19	
	Current	Non- current	Current	Non- current
<b>At amortised cost</b>				
Security deposits	0.02	8.41	0.26	7.12
Earnest money deposits	7.94	-	8.29	-
Amount recoverable from banks (related to hedging transactions)	-	-	0.69	-
Unbilled revenue	31.51	-	33.04	-
<b>Total other financial assets at amortised cost [A]</b>	<b>39.47</b>	<b>8.41</b>	<b>42.28</b>	<b>7.12</b>
<b>At fair value through Other Comprehensive Income (OCI)</b>				
Derivatives financial instruments carried at fair value				
- Foreign-exchange forward contracts	-	-	100.83	-
<b>Total other financial assets at fair value through OCI [B]</b>	<b>-</b>	<b>-</b>	<b>100.83</b>	<b>-</b>
<b>Total other financial assets ([A]+[B])</b>	<b>39.47</b>	<b>8.41</b>	<b>143.11</b>	<b>7.12</b>

## Note 9: Other assets

(₹ in Million)

	31-Mar-20		31-Mar-19	
	Current	Non- current	Current	Non- current
Capital advances	-	13.15	-	9.31
Advances to suppliers				
Considered good	93.55	-	95.37	-
Considered doubtful	4.52	-	0.52	-
	98.07	-	95.89	-
Less: Provision for doubtful receivable	(4.52)	-	(0.52)	-
	<b>93.55</b>	<b>-</b>	<b>95.37</b>	<b>-</b>
Indirect tax and duties recoverable				
Considered good	205.88	7.24	73.67	7.87
Considered doubtful	-	2.64	-	2.64
	<b>205.88</b>	<b>9.88</b>	<b>73.67</b>	<b>10.51</b>
Less: Provision for doubtful receivable	-	(2.64)	-	(2.64)
	<b>205.88</b>	<b>7.24</b>	<b>73.67</b>	<b>7.87</b>
Export incentives receivable				
Considered good	47.66	-	37.12	-
Considered doubtful	-	11.68	-	11.14
	<b>47.66</b>	<b>11.68</b>	<b>37.12</b>	<b>11.14</b>
Less: Provision for doubtful receivable	-	(11.68)	-	(11.14)
	<b>47.66</b>	<b>-</b>	<b>37.12</b>	<b>-</b>
Prepaid expenses	18.73	0.63	15.22	0.69
Due from customers (Turbine extended scope turnkey project revenue adjustment)	5.85	-	5.85	-
Others	-	-	0.07	-
<b>Total other assets</b>	<b>371.67</b>	<b>21.02</b>	<b>227.30</b>	<b>17.87</b>

# Notes to the Financial Statements

for the year ended March 31, 2020

## Note 10: Inventories

	(₹ in Million)	
	31-Mar-20	31-Mar-19
Raw materials and components [includes stock in transit ₹ Nil (March 31, 2019 : ₹ 0.03 Million)]	782.94	1,037.69
Less: Allowance for non moving inventories	(27.06)	(19.52)
Work-in-progress	816.82	959.94
Less: Allowance for non moving inventories	(14.39)	(14.38)
Finished goods [includes stock in transit ₹ 136.06 Million (March 31, 2019: ₹ 138.52 Million)]	166.45	203.67
Others - Scrap and low value patterns	0.08	0.12
<b>Total inventories</b>	<b>1,724.84</b>	<b>2,167.52</b>

- (i) The cost of inventories recognised as an expense during the year was ₹ 5,289.89 Million (March 31, 2019: ₹ 5,584.12 Million).
- (ii) The mode of valuation of inventories has been stated in note 1 (k).
- (iii) In view of the order-to-dispatch cycle being normally around twelve months, most of the inventories held are expected to be utilized during the next twelve months. However, there may be some exceptions on account of unanticipated cases where the dispatch is held up due to reasons attributable to the customers, slow movement in spares and advance manufacture in anticipation of orders. Accordingly, the same has been considered as current.
- (iv) Refer note 17(i) for information on charges created on inventories.
- (v) For write-downs of inventories to net realisable value on account of obsolescence and slow moving items refer note 31.
- (vi) The Company had written down certain inventories to net realisable value on account of measurement at the lower of cost and net realisable value amounting by ₹ Nil (March 31, 2019: ₹ 54.57 million) and recognised as an expense under the head 'changes in inventories of finished goods and work-in-progress'. These amounts have also included in note (i) above.

## Note 11: Cash and bank balances

### (a) Cash and cash equivalents

	(₹ in Million)	
	31-Mar-20	31-Mar-19
<b>At amortised cost</b>		
<b>Balances with banks</b>		
- in current accounts	352.18	128.79
- Deposits with original maturity of less than three months	150.00	-
Cash on hand	0.30	0.11
<b>Total cash and cash equivalents</b>	<b>502.48</b>	<b>128.90</b>

### (b) Bank balances other than cash and cash equivalents

	(₹ in Million)	
	31-Mar-20	31-Mar-19
<b>At amortised cost</b>		
Earmarked balances with banks		
- unpaid dividend account	1.20	1.49
<b>Total other bank balances</b>	<b>1.20</b>	<b>1.49</b>

# Notes to the Financial Statements

for the year ended March 31, 2020

## Note 12: Assets classified as held for sale

	(₹ in Million)	
	31-Mar-20	31-Mar-19
Plant and equipment	-	2.60
<b>Total assets classified as held for sale</b>	<b>-</b>	<b>2.60</b>

During the year, the Company has disposed off certain old machines which were not in usable condition and classified under held for sale in earlier year having book value of ₹ 2.60 Million.

## Note 13: Equity share capital

	31-Mar-20		31-Mar-19	
	Number of shares	Amount (₹ in Million)	Number of shares	Amount (₹ in Million)
<b>Authorised</b>				
Equity shares of ₹ 1 each	450,000,000	450.00	450,000,000	450.00
8% Cumulative Redeemable Preference Shares of ₹ 10 each	5,000,000	50.00	5,000,000	50.00
		<b>500.00</b>		<b>500.00</b>
<b>Issued, Subscribed and Fully Paid Up</b>				
Equity shares of ₹ 1 each	323,305,484	323.30	323,305,484	323.30

### (i) Movements in equity share capital

	Number of shares	Amount (₹ in Million)
As at April 1, 2018	329,972,150	329.97
Less: Buy-back of shares [refer note (iv) below]	(6,666,666)	(6.67)
<b>As at March 31, 2019</b>	<b>323,305,484</b>	<b>323.30</b>
Movement during the year	-	-
<b>As at March 31, 2020</b>	<b>323,305,484</b>	<b>323.30</b>

### Terms and rights attached to equity shares

The Company has only one class of equity shares with a par value of ₹ 1/- per share. Each holder of equity shares is entitled to one vote per share. The Company declares and pays dividends in Indian rupees. The dividend proposed by the Board of Directors is subject to the approval of the shareholders in the ensuing Annual General Meeting.

In the event of liquidation of the Company, the holders of equity shares are entitled to receive the remaining assets of the Company, after meeting all liabilities and distribution of all preferential amounts, in proportion to their shareholding.

# Notes to the Financial Statements

for the year ended March 31, 2020

## (ii) Details of shareholders holding more than 5% shares in the company

(₹ in Million)

	31-Mar-20		31-Mar-19	
	Number of shares	% holding	Number of shares	% holding
Triveni Engineering & Industries Limited	70,627,980	21.85	70,627,980	21.85
Dhruv M. Sawhney	23,386,813	7.23	23,386,813	7.23
Nalanda India Fund Limited	18,170,454	5.62	18,170,454	5.62
Subhadra Trade & Finance Limited	86,929,264	26.89	86,929,264	26.89
Reliance Capital Trustee Co. Ltd.	17,708,974	5.48	18,473,185	5.71
SBI Mutual Fund	18,049,447	5.58	-	-

## (iii) Aggregate number of bonus shares issued and shares issued for consideration other than cash during the period of five years immediately preceding the reporting date

The Company has not issued any bonus shares during five years immediately preceding March 31, 2020. Further, the Company has not issued any shares for consideration other than cash during five years immediately preceding March 31, 2020.

## (iv) Buy-back of Shares

During the previous year, the company had completed buy-back of 6,666,666 equity shares of ₹ 1/- each (representing 2.02% of total pre buy-back paid up equity capital of the Company) from the shareholders of the Company on a proportionate basis through the tender offer route at a price of ₹ 150 per equity share for an aggregate amount of ₹ 1,000 Million. Accordingly, the Company had extinguished 6,663,121 fully paid up equity shares of ₹ 1 each (in dematerialized form) and 3,545 fully paid up equity shares of ₹ 1 each (in physical form) as a result of the conclusion of buy-back of 6,666,666 equity shares. Share capital of the Company (post extinguishment) was 323,305,484 shares of ₹ 1/- each. The Company had funded the buy-back from its Securities Premium, General Reserve and Retained Earnings. In accordance with section 69 of the Companies Act, 2013, the Company had transferred an amount of ₹ 6.67 Million to Capital Redemption Reserve which was equal to the nominal value of the shares bought back, as an appropriation from retained earnings.

## Note 14: Other equity

(₹ in Million)

	31-Mar-20	31-Mar-19
Capital redemption reserve	34.67	34.67
Securities premium	-	-
General reserve	-	-
Retained earnings	4,662.46	3,748.63
Cash flow hedging reserve	(33.46)	42.70
<b>Total other equity</b>	<b>4,663.67</b>	<b>3,826.00</b>

## (i) Capital redemption reserve

(₹ in Million)

	31-Mar-20	31-Mar-19
Opening balance	34.67	28.00
Add: Transferred from retained earnings on buy-back of shares [refer note 13 (iv)]	-	6.67
<b>Closing balance</b>	<b>34.67</b>	<b>34.67</b>

Capital Redemption Reserve of ₹ 28.00 Million was created consequent to redemption of preference share capital, as required under the provisions of the Companies Act, 1956 and Capital Redemption Reserve of ₹ 6.67 Million was created during the year ended March 31, 2019 on account of buy-back of equity shares. This reserve shall be utilised in accordance with the provisions of Companies Act, 2013.

# Notes to the Financial Statements

for the year ended March 31, 2020

## (ii) Securities premium

(₹ in Million)

	31-Mar-20	31-Mar-19
Opening balance	-	4.69
Less: Amount utilised on account of buy-back of shares [refer note 13 (iv)]	-	(4.69)
<b>Closing balance</b>	<b>-</b>	<b>-</b>

Securities premium reserve is used to record the premium on issue of shares. This reserve had been utilised during the previous year on account of buy-back of equity shares.

## (iii) General reserve

(₹ in Million)

	31-Mar-20	31-Mar-19
Opening balance	-	839.23
Less: Amount utilised on account of buy-back of shares [refer note 13 (iv)]	-	(839.23)
<b>Closing balance</b>	<b>-</b>	<b>-</b>

It represents amount kept separately by the Company out of its profits for future purposes not earmarked for special purpose. This reserve had been utilised during the previous year on account of buy-back of equity shares.

## (iv) Retained earnings

(₹ in Million)

	31-Mar-20	31-Mar-19
Opening balance	3,748.63	3,264.29
Net profit for the year	1,100.60	875.41
Other comprehensive income arising from the remeasurement of defined benefit obligation net of income tax	(5.24)	(3.37)
Transferred to capital redemption reserve on account of buy-back of shares [refer note 13 (iv)]	-	(6.67)
Amount utilised on account of buy-back of shares [refer note 13 (iv)]	-	(149.41)
Transaction cost related to buy-back of shares [refer note 13 (iv)]	-	(12.82)
Dividends paid	(161.66)	(181.49)
Dividend distribution tax (DDT)	(19.87)	(37.31)
<b>Closing balance</b>	<b>4,662.46</b>	<b>3,748.63</b>

- (a) It represents undistributed profits of the Company which can be distributed by the Company to its equity shareholders in accordance with the requirements of the Companies Act, 2013.
- (b) As required under Schedule III (Division II) to the Companies Act, 2013, the Company has recognised remeasurement of defined benefit plans (net of tax) as part of retained earnings.

# Notes to the Financial Statements

for the year ended March 31, 2020

(c) Details of dividend distributions made:

	(₹ in Million)	
	31-Mar-20	31-Mar-19
<b>Cash dividends on equity shares declared and paid:</b>		
Interim dividend : 50% (₹ 0.50 per equity share of ₹ 1/- each) [March 31, 2019: Nil (₹ Nil per equity share of ₹ 1/- each)]	161.66	-
Dividend distribution tax (DDT) on interim dividend	19.87	-
Final dividend : Nil (₹ Nil per equity share of ₹ 1/- each) [March 31, 2019: 55% (₹ 0.55 per equity share of ₹ 1/- each)]	-	181.49
Dividend distribution tax (DDT) on final dividend	-	37.31
<b>Total cash dividends on equity shares declared and paid</b>	<b>181.53</b>	<b>218.80</b>

(v) Cash flow hedging reserve

	(₹ in Million)	
	31-Mar-20	31-Mar-19
Opening balance	42.70	(4.68)
Other comprehensive (loss)/ gain arising from effective portion of loss on designated portion of hedging instruments in a cash flow hedge	(108.36)	72.83
Income tax on above	(32.20)	25.45
<b>Closing balance</b>	<b>(33.46)</b>	<b>42.70</b>

The Company uses hedging instruments as a part of its management of foreign currency risk associated with its highly probable forecast sale. For hedging foreign currency risk, the Company uses foreign currency forward contracts which are designated as cash flow hedge. To the extent, these hedge are effective, the changes in fair value of hedging instruments is recognised in the cash flow hedging reserve. Amount recognised in the cash flow hedging reserve is reclassified to profit or loss when hedge items effects profit or loss i.e. sales.

## Note 15: Non-current borrowings

	(₹ in Million)			
	31-Mar-20		31-Mar-19	
	Current	Non-current	Current	Non-current
<b>Secured- at amortised cost</b>				
Term loans				
- from other parties	2.13	9.56	0.49	0.02
	<b>2.13</b>	<b>9.56</b>	<b>0.49</b>	<b>0.02</b>
Less: Amount disclosed under the head "Other financial liabilities" (refer note 19)	(2.13)	-	(0.49)	-
<b>Total non-current borrowings</b>	<b>-</b>	<b>9.56</b>	<b>-</b>	<b>0.02</b>

Term loans from other parties represents vehicles loan which are secured by hypothecation of vehicles acquired under the respective vehicle loans. These loans carry interest @ 8.90% p.a. The loans are repayable in 24 equated monthly instalments.



# Notes to the Financial Statements

for the year ended March 31, 2020

## Note 16: Provisions

(₹ in Million)

	31-Mar-20		31-Mar-19	
	Current	Non-current	Current	Non-current
<b>Provision for employee benefits</b>				
Gratuity (refer note 35)	-	30.97	-	23.48
Compensated absences	37.91	-	31.49	-
Employee retention bonus	6.67	7.05	5.89	6.59
<b>Other provisions</b>				
Warranty	79.61	28.32	31.09	29.50
Liquidated damages	25.48	-	15.93	-
<b>Total provisions</b>	<b>149.67</b>	<b>66.34</b>	<b>84.40</b>	<b>59.57</b>

### (i) Information about individual provisions and significant estimates

#### (a) Compensated absences

Compensated absences comprises earned leaves and sick leaves, the liabilities of which are not expected to be settled wholly within twelve months after the end of the period in which the employees render the related service. They are therefore measured as the present value of expected future payments to be made in respect of services provided by employees up to the end of the reporting period using the projected unit credit method, with actuarial valuations being carried out at the end of each annual reporting period. The Company presents the compensated absences as a current liability in the Balance Sheet wherever it does not have an unconditional right to defer its settlement beyond twelve months after the reporting date.

#### (b) Employee retention bonus:

The Company, as a part of retention policy, pays retention bonus to certain employees after completion of specified period of service. The timing of the outflows is expected to be within a period of five years. They are therefore measured as the present value of expected future payments, with management best estimates.

#### (c) Warranty:

The Company, in the usual course of sale of its products, gives warranties on certain products and services, undertaking to repair or replace the items that fail to perform satisfactorily during the specified warranty period. Provisions made represent the amount of expected cost of meeting such obligations of rectifications / replacements based on best estimate considering the historical warranty claim information and any recent trends that may suggest future claims could differ from historical amounts.

#### (d) Liquidated damages:

Represents the provision on account of contractual obligation towards customers in respect of certain products for matters relating to delivery and performance. The provision represents the amount estimated to meet the cost of such obligations based on best estimate considering the historical liquidated damages claim information and any recent trends that may suggest future claims could differ from historical amounts.

# Notes to the Financial Statements

for the year ended March 31, 2020

## (ii) Movement in other provisions

Movement in each class of other provisions during the financial year, are set out below:

	(₹ in Million)	
	Warranty	Liquidated damages
<b>Balance as at April 1, 2018</b>	61.77	12.84
Additional provisions recognised	34.82	22.12
Amounts used during the year	(13.72)	(14.94)
Unused amounts reversed during the year	(22.28)	(4.09)
<b>Balance as at March 31, 2019</b>	<b>60.59</b>	<b>15.93</b>
Additional provisions recognised	83.98	22.88
Amounts used during the year	(23.54)	(7.69)
Unused amounts reversed during the year	(13.10)	(5.63)
<b>Balance as at March 31, 2020</b>	<b>107.93</b>	<b>25.48</b>

## Note 17: Current borrowings

	(₹ in Million)	
	31-Mar-20	31-Mar-19
<b>Secured- at amortised cost</b>		
Repayable on demand		
- Cash credits from banks <sup>#</sup>	-	-
<b>Total current borrowings</b>	<b>-</b>	<b>-</b>

<sup>#</sup>As at March 31, 2020 and March 31, 2019, cash credit has a favourable bank balances, hence the same has been disclosed under cash and cash equivalent.

- (i) Cash credit from banks is secured by hypothecation of entire current assets inclusive of stock-in-trade, raw materials, stores and spares, work-in-progress and trade receivables and a second charge on entire movable fixed assets of the Company and immovable fixed assets situated at Peenya Industrial Area, Bengaluru both present and future on a pari-passu basis. Interest rates ranges from 8.75% to 9.65% per annum.
- (ii) In respect of working capital facilities sanctioned by a bank to the joint venture company, M/s GE Triveni Ltd (GETL), the Company has given an undertaking not to dispose of its investments in the equity shares of GETL aggregating to ₹ 80.00 Million (March 31, 2019: ₹ 80.00 Million) during the tenure of the facilities.

## Note 18: Trade payables

	(₹ in Million)	
	31-Mar-20	31-Mar-19
<b>Trade payables (at amortised cost)</b>		
- Total outstanding dues of micro enterprises and small enterprises (refer note 44)	68.46	100.77
- Total outstanding dues of creditors other than micro enterprises and small enterprises	568.86	1,087.34
<b>Total trade payables</b>	<b>637.32</b>	<b>1,188.11</b>

# Notes to the Financial Statements

for the year ended March 31, 2020

## Note 19: Other financial liabilities

	(₹ in Million)	
	31-Mar-20	31-Mar-19
<b>At amortised cost</b>		
Current maturities of long-term borrowings (refer note 15)	2.13	0.49
Interest accrued	0.08	-
Current portion of lease liability [refer note 40(ii)]	5.20	-
Capital creditors	16.90	18.06
Employee benefits and other dues payable	115.15	111.66
Unpaid dividends (see (i) below)	1.30	1.48
<b>Total other financial liabilities at amortised cost [A]</b>	<b>141.13</b>	<b>131.69</b>
<b>At fair value through Other Comprehensive Income (OCI)</b>		
Derivatives financial instruments carried at fair value		
- Foreign-exchange forward contracts	60.38	-
<b>Total other financial liabilities at fair value through OCI [B]</b>	<b>60.38</b>	<b>-</b>
<b>Total other financial liabilities ((A)+ [B])</b>	<b>201.51</b>	<b>131.69</b>

(i) There are no amounts as at the end of the year which are due and outstanding to be credited to the Investors Education and Protection Fund.

## Note 20: Other current liabilities

	(₹ in Million)	
	31-Mar-20	31-Mar-19
Advance from customers	1,608.00	1,318.54
Deferred income	39.88	42.35
Amount due to customers (Turbine extended scope turnkey project revenue adjustment)	2.97	4.13
Statutory remittances	26.58	25.19
<b>Total other liabilities</b>	<b>1,677.43</b>	<b>1,390.21</b>

## Note 21: Income tax balances

	(₹ in Million)			
	31-Mar-20		31-Mar-19	
	Current	Non- current	Current	Non- current
<b>Income tax assets</b>				
Tax refund receivable (net)	-	49.31	-	13.94
	-	<b>49.31</b>	-	<b>13.94</b>
<b>Income tax liabilities</b>				
Provision for income tax (net)	51.19	-	51.19	-
	51.19	-	51.19	-

# Notes to the Financial Statements

for the year ended March 31, 2020

## Note 22: Deferred tax balances

(₹ in Million)

	31-Mar-20	31-Mar-19
Deferred tax assets	(98.70)	(81.10)
Deferred tax liabilities	156.77	222.00
<b>Net deferred tax liabilities (net)</b>	<b>58.07</b>	<b>140.90</b>

### (i) Movement in deferred tax balances

For the year ended 31 March 2020

(₹ in Million)

	Opening balance	Recognised in Profit or loss	Recognised in OCI	Closing balance
<b>Tax effect of items constituting deferred tax assets/ (liabilities)</b>				
Liabilities and provisions tax deductible only upon payment/actual crystallisation				
- Employee benefits	27.54	(5.91)	1.76	23.39
- Other contractual provisions	21.86	15.45	-	37.31
Impairment provisions on financial/other assets made in books, but tax deductible only on actual write-off	30.94	(5.50)	-	25.44
Fair valuation of financial assets/(liabilities)	(30.52)	10.88	32.20	12.56
Difference in carrying values of property, plant & equipment and intangible assets	(191.48)	39.88	-	(151.60)
Other temporary differences	0.76	(5.93)	-	(5.17)
<b>Net deferred tax assets/(liabilities)</b>	<b>(140.90)</b>	<b>48.87</b>	<b>33.96</b>	<b>(58.07)</b>

For the year ended 31 March 2019

(₹ in Million)

	Opening balance	Recognised in Profit or loss	Recognised in OCI	Closing balance
<b>Tax effect of items constituting deferred tax assets/ (liabilities)</b>				
Liabilities and provisions tax deductible only upon payment/actual crystallisation				
- Employee benefits	15.17	10.56	1.81	27.54
- Other contractual provisions	21.20	0.66	-	21.86
Impairment provisions on financial/other assets made in books, but tax deductible only on actual write-off	27.40	3.54	-	30.94
Fair valuation of financial assets/(liabilities)	4.43	(9.50)	(25.45)	(30.52)
Difference in carrying values of property, plant & equipment and intangible assets	(146.76)	(44.72)	-	(191.48)
Other temporary differences	1.04	(0.28)	-	0.76
<b>Net deferred tax assets/(liabilities)</b>	<b>(77.52)</b>	<b>(39.74)</b>	<b>(23.64)</b>	<b>(140.90)</b>

# Notes to the Financial Statements

for the year ended March 31, 2020

## Note 23: Revenue from operations

(₹ in Million)

	31-Mar-20	31-Mar-19
<b>Sale of products (refer note 46)</b>		
Finished goods		
- Turbines (including related equipments and supplies)	5,571.29	5,731.40
- Spares	1,636.04	1,537.19
<b>Sale of Services</b>		
Servicing, operation and maintenance	558.56	642.85
Erection and commissioning	197.90	163.68
<b>Turbine extended scope turnkey project</b>	1.16	43.22
<b>Other operating revenue</b>		
Sale of scrap	3.17	4.51
Selling commission	3.86	-
Royalty	5.28	4.98
Export incentives	121.73	160.06
<b>Total revenue from operations</b>	<b>8,098.99</b>	<b>8,287.89</b>

## Note 24: Other income

(₹ in Million)

	31-Mar-20	31-Mar-19
<b>Interest income (at amortised cost)</b>		
Interest income from bank deposits	-	0.83
Interest income from customers	1.54	0.17
	<b>1.54</b>	<b>1.00</b>
<b>Other non-operating income (net of expenses directly attributable to such income)</b>		
Rental income	7.88	7.62
Dividend income	64.99	-
Miscellaneous income	2.06	6.68
	<b>74.93</b>	<b>14.30</b>
<b>Other gains/ (losses)</b>		
Net profit on sale/redemption of current investments	69.94	30.36
Net fair value gains/(losses) on current investments	20.44	(0.35)
Net foreign exchange rate fluctuation gains	43.97	88.46
Credit balances written back	4.85	23.99
Excess provision for liquidated damages reversed (net) (refer note 16)	2.75	4.00
	<b>141.95</b>	<b>146.46</b>
<b>Total other income</b>	<b>218.42</b>	<b>161.76</b>

# Notes to the Financial Statements

for the year ended March 31, 2020

## Note 25: Cost of materials consumed

(₹ in Million)

	31-Mar-20	31-Mar-19
Stock at the beginning of the year	1,037.69	1,082.12
Add: Purchases	3,966.68	5,023.59
Less: Stock at the end of the year	(782.94)	(1,037.69)
<b>Total cost of materials consumed</b>	<b>4,221.43</b>	<b>5,068.02</b>

## Note 26: Changes in inventories of finished goods and work-in-progress

(₹ in Million)

	31-Mar-20	31-Mar-19
<b>Inventories at the beginning of the year:</b>		
Work-in progress	959.95	752.18
Finished goods	203.67	-
<b>Total inventories at the beginning of the year</b>	<b>1,163.62</b>	<b>752.18</b>
<b>Inventories at the end of the year:</b>		
Work-in progress	816.82	959.95
Finished goods	166.45	203.67
<b>Total inventories at the end of the year</b>	<b>983.27</b>	<b>1,163.62</b>
<b>Total changes in inventories of finished goods and work-in-progress</b>	<b>180.35</b>	<b>(411.44)</b>

## Note 27: Employee benefits expense

(₹ in Million)

	31-Mar-20	31-Mar-19
Salaries and wages	848.08	815.79
Contribution to provident and other funds (refer note 35)	58.83	55.23
Staff welfare expenses	37.02	40.68
<b>Total employee benefit expense</b>	<b>943.93</b>	<b>911.70</b>

## Note 28: Finance costs

(₹ in Million)

	31-Mar-20	31-Mar-19
<b>Interest costs</b>		
- Interest on borrowings	28.57	3.68
- Interest on lease liabilities [refer note 40(ii)]	3.22	-
- other interest expense	0.46	6.47
<b>Other borrowing costs</b>		
- Processing/renewal fees	1.08	1.08
<b>Total finance costs</b>	<b>33.33</b>	<b>11.23</b>

## Note 29: Depreciation and amortisation expense

(₹ in Million)

	31-Mar-20	31-Mar-19
Depreciation of property, plant and equipment (refer note 3)	178.36	173.48
Amortisation of intangible assets (refer note 4)	22.47	27.50
<b>Total depreciation and amortisation expense</b>	<b>200.83</b>	<b>200.98</b>

# Notes to the Financial Statements

for the year ended March 31, 2020

## Note 30: Impairment loss on financial assets (including reversals of impairment losses)

	(₹ in Million)	
	31-Mar-20	31-Mar-19
Bad debts written off of trade receivables and other financial assets carried at amortised cost	22.22	0.73
Impairment loss allowance on trade receivables (net of reversals) (refer note 6)	22.43	3.68
<b>Total impairment loss on financial assets (including reversal of impairment losses)</b>	<b>44.65</b>	<b>4.41</b>

## Note 31: Other expenses

	(₹ in Million)	
	31-Mar-20	31-Mar-19
Stores, spares and tools consumed	103.89	183.16
Power and fuel	34.10	40.50
Design and engineering charges	11.20	11.32
Repairs and maintenance		
- Machinery	18.91	19.54
- Building	6.38	6.01
- Others	24.42	46.45
Travelling and conveyance	176.02	170.87
Rent and hire charges	8.29	13.14
Rates and taxes	3.77	6.77
Insurance	8.22	8.95
Directors' fee	2.72	2.36
Directors' commission	7.00	6.00
Legal and professional charges	103.48	66.50
Group shared service cost	41.65	38.04
Bank charges and guarantee commission	18.86	18.34
Amount written off of non financial assets	0.25	7.59
Provision for doubtful advances	4.54	1.06
Warranty expenses [includes provision for warranty (net) ₹ 70.88 Million [March 31, 2019: ₹ 12.54 Million) (refer note 16)]	82.81	24.65
Payment to auditors [see (i) below]	3.84	3.68
Corporate social responsibility expenses [see (ii) below]	30.66	32.08
Allowance for non moving inventories (refer note 10)	7.55	6.66
Loss on sale / write off of property, plant and equipment	0.29	1.72
Packing expenses	30.35	50.24
Freight outward	192.88	152.87
Selling commission	56.86	86.66
Marketing support expenses and incentives	153.27	161.57
Miscellaneous expenses	138.91	141.06
<b>Total other expenses</b>	<b>1,271.12</b>	<b>1,307.79</b>

# Notes to the Financial Statements

for the year ended March 31, 2020

## (i) Detail of payment to auditors

(₹ in Million)

	31-Mar-20	31-Mar-19
<b>Statutory Auditor</b>		
Audit fee	1.85	1.85
Limited review fee	0.90	0.65
Certification charges*	0.36	0.32
Reimbursement of expenses	0.27	0.28
	<b>3.38</b>	<b>3.10</b>
<b>Cost Auditor</b>		
Audit fee	0.08	0.08
	0.08	0.08
<b>Tax Auditor</b>		
Audit fee	0.38	0.50
	<b>0.38</b>	<b>0.50</b>
<b>Total payment to auditors</b>	<b>3.84</b>	<b>3.68</b>

\*During previous year ended March 31, 2019, this amount was exclusive of ₹ 0.24 million paid to the statutory auditors towards buy-back related certificates. The same has been deducted from equity, as these are transaction costs pertaining to buy-back. (refer note 14(iv))

## (ii) Corporate Social Responsibility (CSR)

(a) The Company has incurred CSR expenses mainly towards promoting education and healthcare, ensuring environmental sustainability and contributing to technological institutions which are specified in Schedule VII of the Companies Act, 2013.

### (b) Details of CSR expenses

(₹ in Million)

	31-Mar-20	31-Mar-19
<b>a) Gross amount required to be spent during the year</b>	<b>30.51</b>	<b>31.90</b>
<b>b) Amount spent during the year</b>	<b>30.66</b>	<b>32.08</b>
In cash		
i) Construction/acquisition of any asset	-	1.62
ii) On purposes other than (i) above	30.66	30.46



# Notes to the Financial Statements

for the year ended March 31, 2020

## Note 32: Income tax expense

### (i) Income tax recognised in profit or loss

	(₹ in Million)	
	31-Mar-20	31-Mar-19
<b>Current tax</b>		
In respect of the current year	374.76	437.30
In respect of the prior years	(4.72)	4.51
<b>Total current tax expense</b>	<b>370.04</b>	<b>441.81</b>
<b>Deferred tax</b>		
In respect of current year	(50.89)	39.19
In respect of prior years	2.02	0.55
<b>Total deferred tax expense/(income)</b>	<b>(48.87)</b>	<b>39.74</b>
<b>Total income tax expense recognised in profit or loss</b>	<b>321.17</b>	<b>481.55</b>

### Reconciliation of income tax expense and the accounting profit multiplied by Company's tax rate:

	(₹ in Million)	
	31-Mar-20	31-Mar-19
Profit before tax from continuing operations	1,421.77	1,356.96
Income tax expense calculated @ 25.168 % (March 31, 2019: 34.944%)	357.83	474.18
Effect of expenses that is non-deductible in determining taxable profit	6.13	11.78
Effect of tax incentives and concessions (research and development and other allowances)	-	(9.47)
Effect of tax expenses on items considered at special rate (dividend income from foreign subsidiary)	(5.20)	-
Adjustment on account of change in tax rate in current year *	(34.89)	-
	<b>323.87</b>	<b>476.49</b>
Adjustments recognised in the current year in relation to the current tax of prior years	(4.72)	4.51
Adjustments recognised in the current year in relation to the deferred tax of prior years	2.02	0.55
<b>Total income tax expense</b>	<b>321.17</b>	<b>481.55</b>

\* During the year, the Company had decided to exercise the option permitted under Section 115BAA of the Income Tax Act, 1961 as introduced by the Taxation Laws (Amendment) Act, 2019. Accordingly, the Company had re-measured its deferred tax liabilities (net) as at March 31, 2019 and full impact of this was recognised in Statement of Profit and Loss for the year ended March 31, 2020. The Company has recognised provision for Income Tax and Deferred Tax for the year ended March 31, 2020, basis the rate prescribed in the said section.

# Notes to the Financial Statements

for the year ended March 31, 2020

## (ii) Income tax recognised in other comprehensive income

(₹ in Million)

	31-Mar-20	31-Mar-19
Deferred tax related to items recognised in other comprehensive income during the year:		
Remeasurement of defined benefit obligations	(1.76)	(1.81)
Effective portion of (loss)/gain on designated portion of hedging instruments in a cash flow hedge	(32.20)	25.45
<b>Total income tax expense recognised in other comprehensive income</b>	<b>(33.96)</b>	<b>23.64</b>
Bifurcation of the income tax recognised in other comprehensive income into:		
Items that will not be reclassified to Statement of Profit or Loss	(1.76)	(1.81)
Items that will be reclassified to Statement of Profit or Loss	(32.20)	25.45
<b>Total income tax expense recognised in other comprehensive income</b>	<b>(33.96)</b>	<b>23.64</b>

## Note 33: Earnings per share

(₹ in Million)

	31-Mar-20	31-Mar-19
Profit for the year attributable to owners of the Company [A]	1,100.60	875.41
Weighted average number of equity shares for the purposes of basic EPS/ diluted EPS [B]	323,305,484	328,985,849
Basic earning per share (face value of ₹ 1 per share) [A/B] (in ₹)	3.40	2.66
Diluted earning per share (face value of ₹ 1 per share) [A/B] (in ₹)	3.40	2.66

## Note 34: Segment information

The Company primarily operates in one business segment- Power generating equipment and solutions.

The Company is domiciled in India and all its non-current assets are located in/relates to India except following:

- (i) Investment in foreign subsidiary of ₹ 18.47 Million as at March 31, 2020 (March 31, 2019 : ₹ 18.47 Million)

The amount of Company's revenue from external customers based on geographical area and nature of the products/ services are shown below:

Revenue by geographical area	(₹ in Million)	
	31-Mar-20	31-Mar-19
India	4,245.17	4,450.49
Rest of the world	3,719.78	3,667.85
<b>Total</b>	<b>7,964.95</b>	<b>8,118.34</b>

# Notes to the Financial Statements

for the year ended March 31, 2020

Revenue by nature of products / services (refer note 23)

(₹ in Million)

	31-Mar-20	31-Mar-19
<b>Sale of products [refer note 46]</b>		
Finished goods		
- Turbines (including related equipments and supplies)	5,571.29	5,731.40
- Spares	1,636.04	1,537.19
<b>Sale of Services</b>		
Servicing, operation and maintenance	558.56	642.85
Erection and commissioning	197.90	163.68
Turbine extended scope turnkey project	1.16	43.22
<b>Total</b>	<b>7,964.95</b>	<b>8,118.34</b>

There is no single customer who has contributed 10% or more to the Company's revenue for both the years ended March 31, 2020 and March 31, 2019.

## Note 35: Employee benefit plans

### (i) Defined contribution plans

- (a) The Company operates defined contribution retirement benefit plans under which the Company pays fixed contributions to separate entities (funds) or financial institutions or state managed benefit schemes. The Company has no further payment obligations once the contributions have been paid. Following are the schemes covered under defined contributions plans of the Company:

**Provident Fund Plan and Employee Pension Scheme:** The Company makes monthly contributions at prescribed rates towards Employee Provident Fund/ Employee Pension Scheme to fund administered and managed by the Government of India.

**Employee State Insurance:** The Company makes prescribed monthly contributions towards Employees State Insurance Scheme.

**Superannuation Scheme:** The Company contributes towards a fund established to provide superannuation benefit to certain employees in terms of Group Superannuation Policies entered into by such fund with the Life Insurance Corporation of India.

- (b) The expense recognised during the period towards defined contribution plans are as follows:

(₹ in Million)

	31-Mar-20	31-Mar-19
Company's contribution to Employee's Provident Fund	35.69	33.26
Administrative charges on above	1.49	1.50
Company's contribution to Employee State Insurance	0.72	1.11
Company's contribution to Superannuation Scheme	7.49	7.43

### (ii) Defined benefit plans

- (a) The Company provides for gratuity obligations through a defined benefit retirement plan (the 'Gratuity Plan') covering all employees. The Gratuity Plan provides a lump sum payment to vested employees at retirement/termination of employment or death of an employee, based on the respective employees' salary and years of employment with the Company.

# Notes to the Financial Statements

for the year ended March 31, 2020

## (b) Risk exposure

These plans typically expose the Company to a number of actuarial risks, the most significant of which are detailed below:

**Investment risk:** The plan liabilities are calculated using a discount rate set with references to government bond yields as at end of reporting period; if plan assets under perform compared to the government bonds discount rate, this will create or increase a deficit. The Plan assets comprise principally Group Gratuity Plans offered by the life insurance companies. Majority of the funds invested are under the traditional platform where the insurance companies declare a return at the end of each year based upon its performance. Certain investments are also made in funds (growth plans) managed by the life insurance companies under which the returns are based upon the accretion to the net asset value (NAV) of the particular fund, which are declared on a daily basis. The NAV based funds of the insurance companies are approved and regulated by the Insurance Regulatory and Development Authority of India and the investment risk is mitigated by investment in funds where the asset allocation is primarily in sovereign and debt securities. The Company has a risk management strategy which defines exposure limits and acceptable credit risk rating.

**Interest risk:** A decrease in government bond yields will increase plan liabilities, although this is expected to be partially offset by an increase in the value of the plans' debt instruments.

**Life expectancy:** The present value of the defined benefit plan liability is calculated by reference to the best estimate of the mortality of plan participants during their employment. An increase in the life expectancy of the plan participants will increase the plan's liability.

**Salary risk:** The present value of the defined benefit plan liability is calculated by reference to the future salaries of plan participants. As such, an increase in the salary of the plan participants will increase the plan's liability.

**Attrition rate:** The present value of the defined benefit plan liability is impacted by the rate of employee turnover, disability and early retirement of plan participants. A decrease in the attrition rate of the plan participants will increase the plan's liability.

(c) The significant actuarial assumptions used for the purposes of the actuarial valuation of gratuity were as follows:

	(₹ in Million)	
	Valuation as at	
	31-Mar-20	31-Mar-19
Discounting rate	6.25%	7.65%
Future salary growth rate	5.5% for next 2 years and 8% thereafter	8.00%
Life expectancy/ Mortality rate	*	*
Attrition rate	- Below 31 years - 12.00% - 31-44 years - 7.00% - Above 44 years - 5.00%	- Below 31 years - 11.00% - 31-44 years - 6.00% - Above 44 years - 4.00%
Method used	Projected unit credit method	Projected unit credit method

\*Assumptions regarding future mortality are set based on actuarial advice in accordance with published statistics (i.e. IALM 2006-08 Ultimate). These assumptions translate into an average life expectancy in years at retirement age.

# Notes to the Financial Statements

for the year ended March 31, 2020

- (d) Amounts recognised in Statement of Profit and Loss in respect of defined benefit plan (Gratuity Plan) are as follows:

	(₹ in Million)	
	31-Mar-20	31-Mar-19
Current service cost	11.88	11.29
Net interest expense	1.55	0.63
<b>Components of defined benefit costs recognised in Statement of Profit or Loss</b>	<b>13.43</b>	<b>11.92</b>
Remeasurement on the net defined benefit liability		
- Return on plan assets (excluding amount included in net interest expense)	(1.28)	(0.85)
- Actuarial loss/(gain) arising form changes in financial assumptions	10.79	1.28
- Actuarial (gain)/loss arising form changes in demographic assumptions	(1.50)	0.09
- Actuarial (gain)/loss arising form experience adjustments	(1.01)	4.66
<b>Components of defined benefit costs recognised in Other Comprehensive Income</b>	<b>7.00</b>	<b>5.18</b>
<b>Total</b>	<b>20.43</b>	<b>17.10</b>

The current service cost and the net interest expense for the year are included in the 'Employee benefits expense' line item in the Statement of Profit and Loss. The remeasurement of the net defined benefit liability is included in Other Comprehensive Income.

- (e) Amounts included in the Balance Sheet arising from the entity's obligation in respect of its defined benefit plan (Gratuity Plan) is as follows:

	(₹ in Million)	
	31-Mar-20	31-Mar-19
Present value of defined benefit obligation as at the end of the year	149.85	132.70
Fair value of plan assets	118.88	109.22
<b>Funded status</b>	<b>(30.97)</b>	<b>(23.48)</b>
<b>Net liability arising from defined benefit obligation recognised in the Balance Sheet</b>	<b>(30.97)</b>	<b>(23.48)</b>

- (f) Movement in the present value of the defined benefit obligation (Gratuity Plan obligation) are as follows:

	(₹ in Million)	
	31-Mar-20	31-Mar-19
Present value of defined benefit obligation at the beginning of the year	132.70	111.87
Expenses recognised in Statement of Profit and Loss		
- Current service cost	11.88	11.29
- Interest expense (income)	9.93	8.45
Remeasurement (gains)/ losses recognised in Other Comprehensive Income		
- Actuarial (gain)/loss arising from:		
i. Demographic assumptions	(1.50)	0.09
ii. Financial assumptions	10.79	1.28
iii. Experience adjustments	(1.01)	4.66
Benefit payments	(12.94)	(4.94)
<b>Present value of defined benefit obligation at the end of the year</b>	<b>149.85</b>	<b>132.70</b>

# Notes to the Financial Statements

for the year ended March 31, 2020

(g) Movement in the fair value of plan assets are as follows:

	(₹ in Million)	
	31-Mar-20	31-Mar-19
Fair value of plan assets at the beginning of the year	109.22	100.55
Expenses recognised in Statement of Profit and Loss		
- Expected return on plan assets	8.38	7.82
Remeasurement gains / (losses) recognised in Other Comprehensive Income		
- Actual Return on plan assets in excess of the expected return	1.28	0.85
Contributions by employer	12.94	4.94
Benefit payments	(12.94)	(4.94)
<b>Fair value of plan assets at the end of the year</b>	<b>118.88</b>	<b>109.22</b>

The fair value of the plan assets at the end of the reporting period for each category, are as follows:

	31-Mar-20			31-Mar-19		
	Quoted	Unquoted	Total	Quoted	Unquoted	Total
Cash and cash equivalents	-	0.57	0.57	-	0.60	0.60
Group Gratuity Plans with Insurance Companies	-	118.31	118.31	-	108.62	108.62
<b>Total plan assets</b>	<b>-</b>	<b>118.88</b>	<b>118.88</b>	<b>-</b>	<b>109.22</b>	<b>109.22</b>

The Plan assets comprise principally Group Gratuity Plans offered by the life insurance companies. Majority of the funds invested are under the traditional platform where the insurance companies declare a return at the end of each year based upon its performance. Certain investments are also made in funds (growth plans) managed by the life insurance companies under which the returns are based upon the accretion to the net asset value (NAV) of the particular fund, which are declared on a daily basis. The NAV based funds of the insurance companies are approved and regulated by the Insurance Regulatory and Development Authority of India and the investment risk is mitigated by investment in funds where the asset allocation is primarily in sovereign and debt securities. There has been no change in the process used by the Company to manage its risks from prior years.

(h) Sensitivity analysis

The sensitivity of the defined benefit obligation to changes in the weighted principal assumptions is:

	Change in assumption by		Impact on defined benefit obligation			
			Increase in assumption		Decrease in assumption	
			31-Mar-20	31-Mar-19	31-Mar-20	Total
Discounting rate	0.5%	₹ in Million	(5.94)	(4.99)	6.37	5.34
		in %	-3.96%	-3.76%	4.25%	4.03%
Future salary growth rate	0.5%	₹ in Million	6.26	5.30	(5.90)	(5.00)
		in %	4.18%	3.99%	-3.94%	-3.77%
Mortality rate	10%	₹ in Million	(0.05)	(0.02)	0.03	-
		in %	-0.03%	-0.01%	0.02%	0.00%
Attrition rate	0.5%	₹ in Million	(0.51)	0.19	0.49	0.19
		in %	-0.34%	-0.14%	0.33%	0.14%

The above sensitivity analysis are based on a change in an assumption while holding all other assumptions constant.

# Notes to the Financial Statements

for the year ended March 31, 2020

In practise, this is unlikely to occur, and changes in some of the assumptions may be correlated. When calculating the sensitivity of the defined benefit obligation to significant actuarial assumptions the same method (present value of the defined benefit obligation calculated with the projected unit credit method at the end of the reporting period) has been applied as when calculating the defined benefit liability recognised in the Balance Sheet. The methods and types of assumptions used in preparing the sensitivity analysis did not change compared to prior years.

- (i) Defined benefit liability and employer contributions

The Company shall strive to bridge the deficit in defined benefit gratuity plan in the next year.

The Company expects to contribute ₹ 40.64 Million to the defined benefit plan during the year ending March 31, 2021.

The weighted average duration of the defined obligation as at March 31, 2020 is 8 years.

The expected maturity analysis of undiscounted defined benefit obligation as at March 31, 2020 is as follows:

	(₹ in Million)				
	Less than a year	Between 2-5 years	Between 6-10 years	More than 10 years	Total
Defined benefit obligation (Gratuity)	17.03	56.52	61.35	145.69	<b>280.59</b>

## Note 36: Related party transactions

- (i) Related parties where control exists

### Subsidiaries

Triveni Turbines Europe Private Limited (wholly owned subsidiary)

Triveni Turbines DMCC (step-down subsidiary)

Triveni Turbines Africa Pty. Ltd. (step-down subsidiary)

- (ii) Related parties with whom transactions have taken place during the year :

- (a) **Investing company holding substantial interest**

Triveni Engineering & Industries Limited (TEIL)

- (b) **Subsidiaries**

Triveni Turbines Europe Private Limited (wholly owned subsidiary) (TTEPL)

Triveni Turbines DMCC (step-down subsidiary) (TTD)

Triveni Turbines Africa Pty. Ltd. (step-down subsidiary) (TTAPL)

- (c) **Joint Venture**

GE Triveni Limited (GETL)

# Notes to the Financial Statements

for the year ended March 31, 2020

**(d) Key Management Personnel (KMP)**

Mr. D.M. Sawhney, Chairman & Managing Director (DMS)  
Mr. Nikhil Sawhney, Vice Chairman and Managing Director (NS)  
Mr. Arun Mote, Executive Director (AM)  
Mr. Deepak Kumar Sen, Executive Vice President & CFO (DKS)  
Mr. Tarun Sawhney, Promoter Non Executive Director (TS)  
Lt. General Kanwal Kishan Hazari (Retired), Independent Non Executive Director (KKH)\*  
Mrs. Vasantha Bharucha, Independent Non Executive Director (VB)  
Mr. Shekhar Datta, Independent Non Executive Director (SD)  
Dr. Santosh Pande, Independent Non Executive Director (SP)  
Ms. Homai A. Daruwalla, Independent Non Executive Director (HAD)\*\*  
Dr. Anil Kakodkar , Independent Non Executive Director (AK)\*\*  
Mr. .Shailendra Bhandari ,Independent Non Executive Director (SB)\*\*\*

**(e) Parties in which key management personnel or their relatives have significant influence**

Subhadra Trade & Finance Limited (STFL)  
Tirath Ram Shah Charitable Trust (TR SCT)

**(f) Post employment benefit plans**

Triveni Turbine Limited Officers Pension Scheme (TTLOPS)  
Triveni Turbine Limited Employees Gratuity Trust (TTLEGT)

\* Ceased to be KMP, due to resignation, w.e.f November 1, 2018.

\*\* w.e.f. November 1, 2018

\*\*\* w.e.f May 20, 2019



# Notes to the Financial Statements

for the year ended March 31, 2020

## (iii) Details of transactions between the Company and related parties during the year and outstanding balances as on March 31, 2020:

Financial year	Investing company holding substantial interest	Subsidiary			Joint Venture	KMP										Parties in which KMP or their relatives have significant influence		Post employment benefit plans		Total	
		TTEPL	TTD	TTAPL		GETL*	DMS	NS	AM	DMS	TS	KKH	VB	SD	SP	HAD	SB	AK	STFL		TRSC
<b>Nature of transactions with Related Parties</b>																					
Sales and rendering of services*	29.36	64.26	95.74	45.78	357.68	-	-	-	-	-	-	-	-	-	-	-	-	-	-	-	592.82
31-Mar-20																					
31-Mar-19	192.35	40.06	58.01	68.66	463.17	-	-	-	-	-	-	-	-	-	-	-	-	-	-	-	822.25
Purchases and receiving services*	353.92	-	153.27	-	3.95	-	-	-	-	-	-	-	-	-	-	-	-	-	-	-	511.14
31-Mar-20																					
31-Mar-19	431.00	93.60	67.97	-	-	-	-	-	-	-	-	-	-	-	-	-	-	-	-	-	592.57
Warranty expenses*	-	-	-	-	4.41	-	-	-	-	-	-	-	-	-	-	-	-	-	-	-	4.41
31-Mar-20																					
31-Mar-19	-	-	-	-	-	-	-	-	-	-	-	-	-	-	-	-	-	-	-	-	-
Rent & other charges	-	-	-	-	13.73	-	-	-	-	-	-	-	-	-	-	-	-	-	-	-	13.73
31-Mar-20																					
31-Mar-19	-	-	-	-	8.89	-	-	-	-	-	-	-	-	-	-	-	-	-	-	-	8.89
Income	-	-	-	-	-	-	-	-	-	-	-	-	-	-	-	-	-	-	-	-	-
31-Mar-20																					
31-Mar-19	-	-	-	-	6.23	-	-	-	-	-	-	-	-	-	-	-	-	-	-	-	6.23
Royalty income*	-	-	-	-	5.88	-	-	-	-	-	-	-	-	-	-	-	-	-	-	-	5.88
31-Mar-20																					
31-Mar-19	-	-	-	-	-	-	-	-	-	-	-	-	-	-	-	-	-	-	-	-	-
Rent expenditure*	2.18	-	-	-	-	-	-	-	-	-	-	-	-	-	-	-	-	-	-	-	2.18
31-Mar-20																					
31-Mar-19	2.05	-	-	-	-	-	-	-	-	-	-	-	-	-	-	-	-	-	-	-	2.05
Remuneration expenditure	-	-	-	-	-	42.95	28.08	5.95	-	-	-	-	-	-	-	-	-	-	-	-	76.98
31-Mar-20																					
31-Mar-19	-	-	-	-	-	40.98	26.49	5.86	-	-	-	-	-	-	-	-	-	-	-	-	73.33
Directors fee expenditure	-	-	-	-	-	-	-	-	0.39	0.60	0.40	0.50	0.49	0.25	0.10	-	-	-	-	-	2.73
31-Mar-20																					
31-Mar-19	-	-	-	-	-	-	-	-	0.34	0.17	0.60	0.35	0.55	0.21	0.15	-	-	-	-	-	2.37
Directors commission expenditure	-	-	-	-	-	-	-	-	1.00	1.00	1.00	1.00	1.00	1.00	1.00	-	-	-	-	-	7.00
31-Mar-20																					
31-Mar-19	-	-	-	-	-	-	-	-	1.12	1.12	1.12	1.12	0.76	0.76	0.76	-	-	-	-	-	6.00
Corporate social responsibility expenditure	-	-	-	-	-	-	-	-	-	-	-	-	-	-	-	-	-	-	-	-	-
31-Mar-20																					
31-Mar-19	-	-	-	-	-	-	-	-	-	-	-	-	-	-	-	-	-	-	-	-	-
Contribution to post employment benefit plans	-	-	-	-	-	-	-	-	-	-	-	-	-	-	-	-	-	-	-	-	-
31-Mar-20																					
31-Mar-19	-	-	-	-	-	-	-	-	-	-	-	-	-	-	-	-	-	-	-	-	-
Expenses incurred by the Company on behalf of party (net of expenses incurred by party on behalf of the Company)	(2.39)	-	-	-	23.25	-	-	-	-	-	-	-	-	-	-	-	-	-	-	-	20.86
31-Mar-20																					
31-Mar-19	(2.35)	-	-	-	16.89	-	-	-	-	-	-	-	-	-	-	-	-	-	-	-	14.54
Dividend received	-	64.99	-	-	-	-	-	-	-	-	-	-	-	-	-	-	-	-	-	-	64.99
31-Mar-20																					
31-Mar-19	-	-	-	-	-	-	-	-	-	-	-	-	-	-	-	-	-	-	-	-	-
Dividend Paid	35.31	-	-	-	-	11.69	7.38	0.04	6.99	-	0.01	-	-	-	-	-	43.46	-	-	-	104.88
31-Mar-20																					
31-Mar-19	39.60	-	-	-	-	13.71	8.29	0.04	7.85	-	0.01	-	-	-	-	-	48.03	-	-	-	117.53
Buyback of shares	-	-	-	-	-	-	-	-	-	-	-	-	-	-	-	-	-	-	-	-	-
31-Mar-20																					
31-Mar-19	205.80	-	-	-	-	77.22	46.70	-	44.20	-	-	-	-	-	-	-	249.62	-	-	-	623.54
<b>Outstanding balances</b>																					
Receivable	142.24	1.92	-	8.99	212.35	-	-	-	-	-	-	-	-	-	-	-	-	-	-	-	365.50
31-Mar-20																					
31-Mar-19	137.41	0.96	-	29.66	482.33	-	-	-	0.03	-	-	-	-	-	-	-	-	-	-	-	650.39
Payable	31.93	50.67	-	62.61	62.61	0.56	0.21	0.33	1.00	1.00	1.00	1.00	1.00	1.00	1.00	1.00	1.80	-	-	-	155.11
31-Mar-20																					
31-Mar-19	53.18	41.20	-	51.17	51.17	0.52	0.21	0.39	1.12	1.12	1.12	1.12	0.76	0.76	0.76	0.76	1.86	-	-	-	154.53

\* Including taxes

# Notes to the Financial Statements

for the year ended March 31, 2020

## (iv) Compensation of key managerial personnel:

	(₹ in Million)	
	31-Mar-20	31-Mar-19
Short-term employee benefits	69.92	66.62
Post-employment benefits	7.06	6.71
<b>Total</b>	<b>76.98</b>	<b>73.33</b>

The remuneration of directors and key executives is determined by the remuneration committee having regard to the performance of individuals and market trends.

## (v) Terms & conditions:

The sales to and purchases from related parties, including rendering / availing of services, are made on terms which are on arm's length after taking into consideration market considerations, external benchmarks and adjustment thereof, terms of Joint Venture agreement and methodology of sharing common group costs. There has not been any transactions with key management personnel other than the approved remuneration having regards to the performance and market trends. The outstanding balances at the year-end are unsecured and interest free and settlement occurs in cash. The Company has not recorded any impairment of receivables relating to amounts owned by related parties for the year ended March 31, 2020 except ₹ 14.42 million in case of GE Triveni Limited (March 31, 2019: ₹ Nil)

## (vi) In respect of figures disclosed above:

- the amount of transactions/ balances are without giving effect to the Ind AS adjustments on account of fair valuation/ amortisation.
- Remuneration and outstanding balances of KMP does not include long term benefits by way of gratuity and compensated absences, which are currently not payable and are provided on the basis of actuarial valuation by the Company.

(vii) There are no reportable transactions/balances as required under regulation 34(3) of SEBI (Listing and Other Disclosure requirements) Regulations, 2015.

## Note 37: Capital management

For the purpose of capital management, capital includes total equity of the Company. The primary objective of the capital management is to maximize shareholder value. The Company is by and large debt free.

The business model of the Company is not capital intensive and being in the engineered-to-order capital goods space, the working capital is largely funded by advances from customers. The Company, therefore, prefers low gearing ratio. The Company manages its capital structure and makes adjustments in light of changes in economic conditions which may be in the form of payment of dividend subject to benchmark pay-out ratio, return capital to the shareholders or issue of new shares. Currently, the Company is cash positive and does not require any equity infusion or borrowings.

	(₹ in Million)	
	31-Mar-20	31-Mar-19
Borrowings (note 15 & 17)	11.69	0.51
Trade payables (note 18)	637.32	1,188.11
Other financial liabilities (note 19)	194.18	131.20
Lease liabilities [note 40(ii)]	28.78	-
Total debt	871.97	1,319.82
Less: Cash and cash equivalent (note 11(a))	(502.48)	(128.90)
Net debt (A)	369.49	1,190.92
Total equity (note 13 & note 14)	4,986.97	4,149.30
Total equity and net debt (B)	5,356.46	5,340.22
Gearing ratio (A/B)	7%	22%

Further, no changes were made in the objectives, policies or process for managing capital during the years ended March 31, 2020 and March 31, 2019.

The Company is not subject to any externally imposed capital requirements.

# Notes to the Financial Statements

for the year ended March 31, 2020

## Note 38: Financial risk management

The Company's principal financial liabilities comprises trade payables and other payables and by and large there are no borrowings, other than necessitated by temporary mismatch. The main purpose of the financial liabilities is to finance the Company's operations. The Company's principal financial assets include trade receivables, other receivables and cash and bank balances that derive directly from its operations. The Company also holds FVTPL investments and loans. The Company has substantial exports and is exposed to foreign currencies fluctuations during the contractual delivery period which is normally in the range of one year. The Company uses extensive derivatives to hedge its foreign exchange exposures which arise from export orders.

The Company's activities expose it mainly to market risk, liquidity risk and credit risk. The monitoring and management of such risks is undertaken by the senior management of the Company and there are appropriate policies and procedures in place through which such financial risks are identified, measured and managed in accordance with the Company's policies and risk objectives. The Company has specialized teams to undertake derivative activities for risk management purposes and such team has appropriate skills, experience and expertise. It is the Company policy not to carry out any trading in derivative for speculative purposes. The Audit Committee and the Board are regularly apprised of such risks every quarter and each such risk and mitigation measures are extensively discussed.

### (i) Credit risk

Credit risk arises when a counterparty defaults on its contractual obligations to pay resulting in financial loss to the Company. The Company is exposed to credit risk from its operating activities, primarily trade receivables. The credit risks in respect of deposits with the banks, foreign exchange transactions and other financial instruments are only nominal.

### (a) Credit risk management

The customer credit risk is managed subject to the Company's established policy, procedure and controls relating to customer credit risk management. In order to contain the business risk, prior to acceptance of an order from a customer, the creditworthiness of the customer is ensured through scrutiny of its financials, status of financial closure of the project, if required, market reports and reference checks. The Company remains vigilant and regularly assesses the financial position of customers during execution of contracts with a view to limit risks of delays and default. Further, in most of the cases, the Company prescribes stringent payment terms including ensuring full payments before delivery of goods. Retention amounts, if applicable, are payable after satisfactory commissioning and performance. In view of the industry practice and being in a position to prescribe the desired commercial terms, credit risks from receivables are well contained on an overall basis.

The impairment analysis is performed on each reporting period on individual basis for major customer. In addition a large number of receivables are grouped and assessed for impairment collectively. The calculation is based on historical data of losses, current conditions and forecasts and future economic conditions. The Company's maximum exposure to credit risk at the reporting date is the carrying amount of each financial asset as detailed in note 5, 6, 7, 8 and 11.

The trade receivables position is provided here below:

	(₹ in Million)	
	31-Mar-20	31-Mar-19
Total receivables	1,210.32	1,739.79
Receivables individually in excess of 10% of the total receivables	355.55	482.33
Percentage of above receivables to the total receivables of the Company	29%	28%

From the above table, it can be observed that the concentration of risk in respect of trade receivables is well spread out and moderate. Further, its customers are located in several jurisdictions and industries and operate in largely independent markets.

# Notes to the Financial Statements

for the year ended March 31, 2020

## (b) Provision for expected credit losses

Basis as explained above, apart from specific provisioning against impairment on an individual basis for major customers, the Company provides for expected credit losses (ECL) for other receivables based on historical data of losses, current conditions and forecasts and future economic conditions, including loss of time value of money due to delays. In view of the business model of the Company, engineered-to-order products and the prescribed commercial terms, the determination of provision based on age analysis may not be a realistic and hence, the provision of expected credit loss is determined for the total trade receivables outstanding as on the reporting date. Considering all such factors, ECL (net of specific provisioning) for trade receivables as at year end worked out as follows:

	31-Mar-20	31-Mar-19
Expected credit loss (%)	0.68%	0.44%
Expected credit loss (₹ in Million)	8.26	5.42

## (ii) Liquidity risk

The Company uses liquidity forecast tools to manage its liquidity. As per the business model of the Company, the requirement of working capital is not intensive. The Company is able to substantially fund its working capital from advances from customers and from internal accruals and hence, its reliance on funding through borrowings is negligible. In view of free cash flows, the Company has even been able to fund substantial capital expenditure from internal accruals.

	(₹ in Million)	
	31-Mar-20	31-Mar-19
Current financial assets (CFA) (refer note 5, 6, 7, 8 & 11)	3,050.45	2,053.77
Non-current financial assets (NCFA) (refer note 6, 7 & 8)	8.57	19.33
<b>Total financial assets (FA)</b>	<b>3,059.02</b>	<b>2,073.10</b>
Current financial liabilities (CFL) (note 17, 18 & 19)	838.83	1,319.80
Non-current financial liabilities (NCFL) (note 15)	33.14	0.02
<b>Total financial liabilities (FL)</b>	<b>871.97</b>	<b>1,319.82</b>
Ratios		
CFA/ CFL	3.64	1.56
NCFA/NCFL	0.26	966.50
FA/FL	3.51	1.57

Above ratios indicates fair liquidity. The Company invests surplus funds in bank deposits or liquid mutual funds for appropriate tenures in consonance with cash flow forecasts.

Maturities analysis of financial liabilities:

	(₹ in Million)				
	On demand	< 1 year	1-5 years	Total	Carrying amount
<b>As at March 31, 2020</b>					
Borrowings	-	2.13	9.56	11.69	11.69
Trade payables	-	637.32	-	637.32	637.32
Other financial liabilities	-	194.18	-	194.18	194.18
Lease Liabilities (refer note 40(ii))	-	5.20	23.58	28.78	28.78
	-	<b>838.83</b>	<b>33.14</b>	<b>871.97</b>	<b>871.97</b>
<b>As at March 31, 2019</b>					
Borrowings	-	0.49	0.02	0.51	0.51
Trade payables	-	1,188.11	-	1,188.11	1,188.11
Other financial liabilities	-	131.20	-	131.20	131.20
Lease Liabilities (refer note 40(ii))	-	-	-	-	-
	-	<b>1,319.80</b>	<b>0.02</b>	<b>1,319.82</b>	<b>1,319.82</b>

# Notes to the Financial Statements

for the year ended March 31, 2020

## (iii) Market risk

The Company is virtually debt free and is largely insulated from interest rate risks. Even with respect to investments in mutual funds, the impact of interest rate risk is nominal as the investment is carried in liquid or substantially liquid funds. The Company is essentially exposed to currency risks as export sales forms substantial part of the total sales of the Company. While the Company is mainly exposed to US Dollars, the Company also deals in other currencies, such as, Euro, GBP etc.

The cycle from booking order to collection extends to about a year and the Company is exposed to foreign exchange fluctuation risks during this period. As a policy, the Company remains substantially hedged through forward exchange contracts or other simple structures. It considerably mitigates the risk and the Company is also benefitted in view of incidental forward premium. The policy of substantial hedging insulates the Company from the exchange rate fluctuation and the impact of sensitivity is nominal.

### (a) Foreign currency risk exposure

The Company's exposure to foreign currency risk at the end of the reporting period are as follows:

		USD	EURO	GBP	JPY	CHF
<b>As at March 31, 2020</b>						
Financial assets						
- Trade receivables	in foreign currency (Million)	3.43	1.56	0.88	-	-
	in equivalent ₹ (Million)	255.86	127.40	80.60	-	-
- Unbilled receivable	in foreign currency (Million)	0.02	-	-	-	-
	in equivalent ₹ (Million)	1.36	-	-	-	-
Derivative assets (in respect of underlying financial assets)	in foreign currency (Million)	2.68	1.48	0.74	-	-
	in equivalent ₹ (Million)	200.13	120.76	67.98	-	-
- Foreign exchange forward contracts to sell foreign currency						
Net exposure to foreign currency risk (assets)	in foreign currency (Million)	0.77	0.08	0.14	-	-
	in equivalent ₹ (Million)	57.09	6.64	12.62	-	-
Financial liabilities						
- Trade payables	in foreign currency (Million)	1.01	0.16	0.02	0.57	0.02
	in equivalent ₹ (Million)	77.09	13.32	1.45	0.40	1.70
Net exposure to foreign currency risk (liabilities)	in foreign currency (Million)	1.01	0.16	0.02	0.57	0.02
	in equivalent ₹ (Million)	77.09	13.32	1.45	0.40	1.70

		USD	EURO	GBP	JPY	CHF
<b>As at March 31, 2019</b>						
Financial assets						
- Trade receivables	in foreign currency (Million)	3.41	1.20	1.17	-	-
	in equivalent ₹ (Million)	233.16	91.54	103.85	-	-
- Unbilled receivable	in foreign currency (Million)	0.02	-	0.01	-	-
	in equivalent ₹ (Million)	1.70	-	0.96	-	-

# Notes to the Financial Statements

for the year ended March 31, 2020

		USD	EURO	GBP	JPY	CHF
Derivative assets (in respect of underlying financial assets)	in foreign currency (Million)	2.24	1.20	1.00	-	-
	in equivalent ₹ (Million)	153.10	91.54	89.22	-	-
- Foreign exchange forward contracts to sell foreign currency						
Net exposure to foreign currency risk (assets)	in foreign currency (Million)	<b>1.19</b>	-	<b>0.18</b>	-	-
	in equivalent ₹ (Million)	<b>81.76</b>	-	<b>15.59</b>	-	-
Financial liabilities - Trade payables	in foreign currency (Million)	0.71	0.35	0.03	46.71	0.03
	in equivalent ₹ (Million)	49.73	28.03	2.49	29.68	2.08
Net exposure to foreign currency risk (liabilities)	in foreign currency (Million)	<b>0.71</b>	<b>0.35</b>	<b>0.03</b>	<b>46.71</b>	<b>0.03</b>
	in equivalent ₹ (Million)	<b>49.73</b>	<b>28.03</b>	<b>2.49</b>	<b>29.68</b>	<b>2.08</b>

The Company's foreign currency derivatives outstanding (including for firm commitments) at the end of the reporting period are as follows

		USD	EURO	GBP	JPY	CHF
<b>As at March 31, 2020</b>						
Foreign exchange forward contracts to sell foreign currency	in foreign currency (Million)	14.96	8.88	1.55	-	-
	in equivalent ₹ (Million)	1,117.15	726.77	142.46	-	-
<b>As at March 31, 2019</b>						
Foreign exchange forward contracts to sell foreign currency	in foreign currency (Million)	19.37	6.56	3.49	-	-
	in equivalent ₹ (Million)	1,325.78	500.48	310.74	-	-

## (b) Impact of hedging activities

- (i) **Disclosure of effects of cash flow hedge accounting on financial position towards hedging foreign currency risk through foreign currency forward contracts.**

	31-Mar-20	31-Mar-19
Carrying amount of hedging instruments		
- Assets/ (Liabilities) (₹ in Million)	(60.38)	100.83
Line item affected in Balance sheet	Other financial liability	Other financial assets
Maturity date	April 2020 - November 2020	April 2019 - January 2020
Hedge ratio	81%	73%
weighted average strike price/rate	US\$ 1= INR 73.55 EURO 1= INR 82.53 GBP= INR 92.28	US\$ 1= INR 73.15 EURO 1= INR 85.85 GBP= INR 94.72
Changes in fair value of hedging instruments (₹ in Million)	(158.87)	114.23
Change in the value of hedged item used as the basis for recognising hedge effectiveness (₹ in Million)	158.87	(114.23)

# Notes to the Financial Statements

for the year ended March 31, 2020

## (ii) Disclosure of effects of cash flow hedge accounting on financial performance

(₹ in Million)

	31-Mar-20	31-Mar-19
Changes in the value of the hedging instrument recognised in other comprehensive income	(158.87)	114.23
Hedge ineffectiveness recognised in profit or loss	(34.05)	0.23
Amount reclassified from cash flow hedging reserve to profit or loss	84.56	(41.63)
Line item affected in statement of profit and loss because of the reclassification	Revenue	Revenue

## (iii) Movements in cash flow hedging reserve

(₹ in Million)

	31-Mar-20	31-Mar-19
Opening Balance	42.70	(4.68)
Add: Changes in discounted spot element of foreign exchange forward contracts, net	(158.87)	114.23
Less: Hedge ineffectiveness recognised in profit or loss	(34.05)	0.23
Less: Amount reclassified from cash flow hedging reserve to profit or loss	84.56	(41.63)
	<b>(65.66)</b>	<b>68.15</b>
Less: Deferred tax relating to above	(32.20)	25.45
<b>Closing balance</b>	<b>(33.46)</b>	<b>42.70</b>

## (c) Sensitivity

The following table demonstrate the sensitivity of net unhedged foreign currency exposures to a reasonably possible changes in foreign currency exchange rates, with all other variables held constant.

	Change in FC exchange rate by	Impact on profit or loss and equity (in ₹ in Million)			
		Increase in FC exchange rates		Decrease in FC exchange rates	
		31-Mar-20	31-Mar-19	31-Mar-20	Total
USD sensitivity	5%	(1.00)	1.60	1.00	(1.60)
EURO sensitivity	5%	(0.33)	(1.40)	0.33	1.40
GBP sensitivity	5%	0.56	0.66	(0.56)	(0.66)
JPY sensitivity	5%	(0.02)	(1.48)	0.02	1.48
CHF sensitivity	5%	(0.08)	(0.10)	0.08	0.10

Further, the change in foreign currency rates will impact the fair value of the derivatives and correspondingly impact the profit or loss, but there will not be any impact over the hedge period as the derivatives will enable capturing the hedged rates and the budgeted profitability would remain unchanged.

# Notes to the Financial Statements

for the year ended March 31, 2020

## Note 39: Fair value measurements

### (i) Financial instruments by category

(₹ in Million)

	31-Mar-20			31-Mar-19		
	FVTPL *	FVOCI	Amortised cost	FVTPL *	FVOCI	Amortised cost
<b>Financial assets</b>						
Investments in mutual funds	1,295.03	-	-	50.05	-	-
Trade receivables	-	-	1,210.32	-	-	1,739.79
Unbilled revenue	-	-	31.51	-	-	33.04
Loans	-	-	2.11	-	-	2.64
Cash and bank balances	-	-	503.68	-	-	130.39
Security deposits	-	-	8.43	-	-	7.38
Earnest money deposits	-	-	7.94	-	-	8.29
Derivative financial assets	-	-	-	-	100.83	-
Other receivables	-	-	-	-	-	0.69
<b>Total financial assets</b>	<b>1,295.03</b>	<b>-</b>	<b>1,763.99</b>	<b>50.05</b>	<b>100.83</b>	<b>1,922.22</b>
<b>Financial liabilities</b>						
Borrowings	-	-	11.69	-	-	0.51
Trade payables	-	-	637.32	-	-	1,188.11
Capital creditors	-	-	16.90	-	-	18.06
Derivative financial liabilities	-	60.38	-	-	-	-
Lease liabilities	-	-	28.78	-	-	-
Other payables	-	-	116.90	-	-	113.14
<b>Total financial liabilities</b>	<b>-</b>	<b>60.38</b>	<b>811.59</b>	<b>-</b>	<b>-</b>	<b>1,319.82</b>

\* Mandatorily measured at FVTPL, there is no financial instrument which is designated as FVTPL

### (ii) Fair value hierarchy

This section explains the judgements and estimates made in determining the fair values of the financial instruments that are recognised and measured at fair value. To provide an indication about the reliability of the inputs used in determining fair value, the Company has classified its financial instruments into the three levels prescribed under the accounting standard. An explanation of each level follows underneath the table.

#### Financial assets and liabilities measured at fair value - recurring fair value measurements

(₹ in Million)

	Note No.	Level 1	Level 2	Level 3	Total
<b>As at 31 March 2020</b>					
<b>Financial assets</b>					
- Investments in mutual funds (Unquoted)	5 (b)	-	1,295.03	-	1,295.03
- Foreign exchange forward contracts at FVOCI	8	-	-	-	-
		-	<b>1,295.03</b>	-	<b>1,295.03</b>
<b>Financial liabilities</b>					
- Foreign exchange forward contracts at FVOCI	19	-	60.38	-	60.38
		-	<b>60.38</b>	-	<b>60.38</b>



# Notes to the Financial Statements

for the year ended March 31, 2020

(₹ in Million)

	Note No.	Level 1	Level 2	Level 3	Total
<b>As at March 31, 2019</b>					
Financial assets					
- Investments in mutual funds (Unquoted)	5 (b)	-	50.05	-	50.05
- Foreign exchange forward contracts at FVOCI	8	-	100.83	-	100.83
		-	<b>150.88</b>	-	<b>150.88</b>
Financial liabilities					
- Foreign exchange forward contracts at FVOCI	19	-	-	-	-
		-	-	-	-

**Level 1:** Level 1 hierarchy includes financial instruments measured using quoted prices. No assets are classified in this category.

**Level 2:** The fair value of financial instruments that are not traded in an active market is determined using valuation techniques which maximise the use of observable market data and rely as little as possible on entity-specific estimates. If all significant inputs required to fair value an instrument are observable, the instrument is included in level 2.

**Level 3:** Level 3: If one or more of the significant inputs is not based on observable market data, the instrument is included in level 3. No assets are classified in this category.

There are no transfers between levels 1 and 2 during the year.

### (iii) Valuation technique used to determine fair value

Specific valuation techniques used to value financial instruments include:

- the fair value of the mutual funds is determined using daily NAV as declared for the particular scheme by the Asset Management Company. The fair value estimates are included in Level 2.
- the fair value of foreign exchange forward contracts is determined using market observable inputs, including prevalent forward rates for the maturities of the respective contracts and interest rate curves as indicated by Banks and third parties.

All of the resulting fair value estimates are included in level 2

### (iv) Valuation processes

The finance team has requisite knowledge and skills. The team headed by group CFO directly reports to the audit committee to arrive at the fair value of financial instruments.

### (v) Fair value of financial assets and liabilities that are not measured at fair value (but fair value disclosures are required)

The management considers that the carrying amounts of financial assets and financial liabilities recognised in the financial statements approximate their fair values.

# Notes to the Financial Statements

for the year ended March 31, 2020

## Note 40: Leases

### Company as a Lessee

- (i) During financial year 2014-15, the Company had acquired land at Sompura from Karnataka Industrial Areas Development Board (KIADB) on a lease-cum-sale basis. The land is under lease for initial period of ten years thereafter the ownership of the land will be transferred in favour of the Company (refer note 3(ii)). Initial upfront lease payment (including slum cess and process fee) of ₹ 365.81 Million was made to the KIADB for acquisition of land and thereafter, the Company's obligations under lease is yearly recurring maintenance charges of ₹ 0.14 Million during the lease period. There is no contingent rent or restriction imposed in the lease agreement.
- (ii) During the year, the Company has adopted Ind AS 116 "Leases" effective April 1, 2019, as notified by the Ministry of Corporate Affairs(MCA) in the Companies (Indian Accounting Standard) Amendment Rules, 2019, using modified retrospective method. The adoption of this standard did not have any material impact on the profit for year ended March 31, 2020. The Company has various lease contracts for vehicles, office equipment and office premises used in its operations. Leases of vehicles and office equipment generally have lease term of 5 years while office premises have lease terms between 2 and 9 years. The Company's obligations under its leases are secured by the lessor's title to the leased assets. The Company has given refundable interest-free security deposits under certain agreements. There is no contingent rent, sublease payments or restriction imposed in the lease agreement.

The Company also has certain leases of office premises with lease terms of 12 months or less and leases of office equipment with low value. The Company applies the 'short-term lease' and 'lease of low-value assets' recognition exemptions for these leases as per Ind AS 116.

Set out below are the carrying amounts of right-of-use assets recognised and the movements during the year:

(₹ in Million)

	Vehicles	Office Equipment	Office Premises	Total
<b>As at April 1, 2019</b>	-	-	-	-
Impact on account of transition to Ind AS 116	8.97	2.89	22.15	34.01
Depreciation expense	2.89	0.96	3.28	7.13
<b>As at March 31, 2020</b>	<b>6.08</b>	<b>1.93</b>	<b>18.87</b>	<b>26.88</b>

Set out below are the carrying amounts of lease liabilities and the movements during the year:

(₹ in Million)

	31-Mar-20
<b>Opening Balance</b>	-
Impact on account of transition to Ind AS 116	34.01
Interest expense on lease liabilities	3.22
Payment of lease liabilities	(8.45)
<b>Closing Balance</b>	<b>28.78</b>
Current	5.20
Non-current	23.58
	<b>28.78</b>

- (i) The maturity analysis of lease liabilities are disclosed in note 38(ii)
- (ii) The effective interest rate for lease liabilities is 9.5 %, with maturity between 2021-2028

# Notes to the Financial Statements

for the year ended March 31, 2020

The following are the amounts recognised in Statement of Profit and Loss

	(₹ in Million)
	<b>31-Mar-20</b>
Depreciation expense of right-of-use assets	7.13
Interest expense on lease liabilities	3.22
Expense relating to short-term leases and low value assets (included in other expenses)	8.29

## Company as a lessor

The Company has given certain portions of its office premises under leases. These leases are not non-cancellable and are extendable by mutual consent and at mutually agreeable terms. The gross carrying amount, accumulated depreciation and depreciation recognized in the Statement of Profit and Loss in respect of such portion of the leased premises are not separately identifiable. There is no impairment loss in respect of such premises. No contingent rent has been recognised in the Statement of Profit and Loss. Lease income is recognised in the Statement of Profit and Loss under "Other Income" (refer note 24). Initial direct costs incurred, if any, to earn revenues from a lease are recognised as an expense in the Statement of Profit and Loss in the period in which they are incurred.

## Note 41: Commitments

	(₹ in Million)	
	<b>31-Mar-20</b>	<b>31-Mar-19</b>
(i) Estimated amount of contracts remaining to be executed on capital account and not provided for (against which advances paid aggregating to ₹ 13.15 Million (March 31, 2019: ₹ 9.31 Million)	86.31	70.34
(ii) Other commitments:		
(a) Derivative instruments	Refer note 38 (iii) (a) & (b)	
(b) Non-disposal of investments in joint venture	Refer note 17 (ii)	

## Note 42: Contingent liabilities and contingent assets

### Contingent liabilities

	(₹ in Million)				
	<b>31-Mar-20</b>	<b>31-Mar-19</b>			
(i) <b>Claims against the Company not acknowledged as debts:</b>	<b>73.02</b>	<b>79.55</b>			
Claims which are being contested by the company and in respect of which the company has paid amounts aggregating to ₹ 1.67 Million (March 31, 2019: ₹ 1.66 Million), excluding interest, under protest pending final adjudication of the cases:					
Sl. No.	Particulars	Amount of contingent liability		Amount paid	
		31-Mar-20	31-Mar-19	31-Mar-20	31-Mar-19
1	Excise duty	-	8.11	-	0.09
2	Service tax	52.66	50.75	1.67	1.57
3	Income tax	18.88	18.79	-	-
4	Others	1.48	1.90	-	-

The amount shown above represent the best possible estimates arrived at on the basis of available information. The uncertainties, possible payments and reimbursements are dependent on the outcome of the different legal processes which have been invoked by the Company or the claimants, as the case may be, and therefore cannot be predicted accurately. The Company engages reputed professional advisors to protect its interests and has been advised that it has strong legal position against such disputes.

# Notes to the Financial Statements

for the year ended March 31, 2020

- (ii) The Hon'ble Supreme Court of India had passed a judgement relating to definition of wages under the Provident Fund Act, 1952 on February 28, 2019. However, considering that there are numerous interpretative issues related to the judgement and in the absence of reliable measurement of the provision for the earlier period, the Company had made provision for provident fund contribution from the date of order. The Company will evaluate its position and update provision, if required, after receiving further clarity in this regard.

## Contingent assets

Based on management analysis, there are no material contingent assets as on March 31, 2020 (March 31, 2019: ₹ Nil).

### Note 43: Petition and arbitration in relation to General Electric Company and its affiliates

During the year, the Company filed a petition on 10 June 2019 under the provisions of Section 241, 242, 244 of the 2013 Act before National Company Law Tribunal, Bengaluru ("NCLT"), seeking specific reliefs to bring to an end the matters of oppression and mismanagement in the joint venture company viz GE Triveni Ltd (GETL) by General Electric Company and its affiliates (GE). The grounds on which the Company was constrained to file the petition were certain actions of GE which were oppressive, fraudulent, prejudicial, harsh and burdensome to the interest of GETL including but not limited to lack of probity, diversion of business, violation of non-compete, conflict of interest by GE employees/nominee directors etc. Instead of submitting its objections on merits to the said Company Petition, two of GE Affiliates filed applications before the NCLT, praying to refer the dispute raised in Company Petition to arbitration. The matter is now pending adjudication before the NCLT, Bengaluru.

D I Netherland BV, affiliate of GE and Joint Venture partner in GETL, invoked separate arbitration proceedings before Arbitration Tribunal under the UNCITRAL Arbitration Rules, 1976 in United Kingdom and filed a statement of claim on June 1, 2020, alleging violation of certain terms of the JV Agreement by the Company. The claims made are based on estimation and amounts are not quantified with precision. The Company firmly believes that the allegations raised are unsubstantiated, untenable, and unsustainable. The Company will submit its defence and counter claim, if any in the due course. Accordingly, at this preliminary stage no provision is considered necessary in the standalone financial statements.

### Note 44: Disclosures required under Section 22 of the Micro, Small and Medium Enterprises Development Act, 2006

Based on the intimation received by the Company from its suppliers regarding their status under the Micro, Small and Medium Enterprises Development Act, 2006, the relevant information is provided here below:

	(₹ in Million)	
	31-Mar-20	31-Mar-19
The principal amount and the interest due thereon remaining unpaid to any supplier as at the end of accounting year;		
(i) Principal amount	68.46	100.77
(ii) Interest due on above	-	-
The amount of interest paid by the buyer in terms of section 16 of Micro, Small and Medium Enterprises Development Act, 2006, along with the amount of the payment made to the supplier beyond the appointed day during each accounting year.	-	-
The amount of interest due and payable for the year of delay in making payment (which have been paid but beyond the appointed day during the year) but without adding the interest specified under the Micro, Small and Medium Enterprises Development Act, 2006	-	-
The amount of interest accrued and remaining unpaid at the end of each accounting year; and	-	-
The amount of further interest remaining due and payable even in the succeeding years, until such date when the interest dues above are actually paid to the small enterprise, for the purpose of disallowance of a deductible expenditure under section 23 of the Micro, Small and Medium Enterprises Development Act, 2006	-	-

# Notes to the Financial Statements

for the year ended March 31, 2020

## Note 45: Research & development expenses

During the year, the Company has incurred expenditure of ₹ 86.23 Million (March 31, 2019: ₹ 81.93 Million ) on research and development activities as per following details :

	(₹ in Million)	
	31-Mar-20	31-Mar-19
Revenue expenses	62.50	68.77
Capital expenditure	23.73	13.16
<b>Total</b>	<b>86.23</b>	<b>81.93</b>

## Note 46: Ind AS 115 – Revenue from Contracts with Customers

### i) Disaggregated revenue information

In the following table, revenue is disaggregated by major products/service lines and timing of revenue recognition:

		(₹ in Million)	
	Timing of revenue recognition	31-Mar-20	31-Mar-19
<b>Sale of products</b>			
Finished goods			
- Turbines (including related equipments and supplies)	At point in time	5,571.29	5731.4
- Spares	At point in time	1,636.04	1537.19
<b>Sale of Services</b>			
Servicing, operation and maintenance	Over time	558.56	642.85
Erection and commissioning	At point in time	197.90	163.68
<b>Turbine extended scope turnkey project</b>	Over time	1.16	43.22
Sale of scrap	At point in time	3.17	4.51
Selling commission	At point in time	3.86	-
Royalty	At point in time	5.28	4.98
Export incentives	At point in time	121.73	160.06
		<b>8,098.99</b>	<b>8,287.89</b>

### ii) Contract balances

	(₹ in Million)	
	31-Mar-20	31-Mar-19
Trade receivables	1,210.32	1,739.79
Contract assets – Unbilled revenue	31.51	33.04
Contract assets – Amounts due from Customers under construction contracts	5.85	5.85
Contract liabilities – Advance from customers	1,608.00	1,318.54
Contract liabilities – Deferred revenue	39.88	42.35
Contract liabilities – Amount due to customers under construction contracts	2.97	4.13

# Notes to the Financial Statements

for the year ended March 31, 2020

Trade receivables have decreased by ₹ 529.47 million over previous year due to realization of dues towards the year-end. During the year, provision for doubtful debts and expected credit losses on trade receivables was recognised as disclosed below.

	(₹ in Million)	
	31-Mar-20	31-Mar-19
Provision, net of reversal for doubtful debts	22.43	3.68
	<b>22.43</b>	<b>3.68</b>

Contract liabilities include advances received from customers, deferred revenue and amount due to customers. The outstanding balances of these accounts has increased by ₹ 285.83 million primarily on account of satisfaction of performance obligation subsequent to year-end against which the advances were received during the year.

During the year, the Company has recognised revenue of ₹ 1181.92 million out of the contract liabilities outstanding at the beginning of the year.

### iii) Reconciliation of revenue recognised with contract price

	(₹ in Million)	
	31-Mar-20	31-Mar-19
Contract price	8,163.47	8,311.40
Adjustments for:		
Variable Considerations - Others	64.48	23.51
<b>Total revenue from operations</b>	<b>8,098.99</b>	<b>8,287.89</b>

### iv) Performance obligation

Information about the Company's performance obligations are summarised below:

#### Sale of goods

The performance obligation is satisfied upon shipment of the goods and transfer of control. The Company considers whether there are other promises in the contract that are separate performance obligations to which a portion of the transaction price is allocated.

#### Sale of services

The performance obligation is satisfied over-time or point in time based on the nature of services and payment is generally due upon completion of services.

#### Obligation towards warranties

The Company provides for warranties to its customers in the nature of assurance-type. The assurance-type warranty is accounted for as obligation and provided for under Ind AS 37 Provisions, Contingent Liabilities and Contingent Assets.

# Notes to the Financial Statements

for the year ended March 31, 2020

## Note 47: Impact on COVID-19

COVID-19 pandemic has severely impacted the world economy including India. The operations of the Company are also impacted, particularly during the lockdown period as both the factories and all sales and service offices were closed. Due to logistics bottlenecks, closure of customers' site and suspension of travel, there was an impact on sales despatches and order booking. The Company has resumed operation in phased manner from third week of April 2020 following government guidelines issued from time to time. In developing the assumptions relating to the possible future uncertainties in the domestic / global economic conditions, the Company has, as at the date of approval of these standalone financial statements, used internal and external sources of information, including economic forecasts and estimates from market sources, on the expected future performance of the Company. On the basis of evaluation and current indicators of future economic conditions, the Company expects to recover the carrying amounts of these assets and does not anticipate any impairment to these financial and non-financial assets. However, the impact assessment of COVID-19 is a continuing process, given the uncertainties associated with its nature and duration. The Company will continue to monitor any material changes to future economic conditions.

## Note 48: Approval of Standalone Financial Statements

The Standalone financial Statements were approved for issue by the Board of Directors of the Company on June 13, 2020 subject to approval of shareholders.

As per our report of even date attached

For **Walker Chandiook & Co LLP**

Chartered Accountants

Firm's Registration No.: 001076N/N500013

**Vijay Vikram Singh**

Partner

Membership No.: 059139

Place: Bengaluru

Date: June 13, 2020

For and on behalf of the Board of Directors of **Triveni Turbine Limited**

**Dhruv M. Sawhney**

Chairman & Managing Director

DIN: 00102999

Place: New Delhi

**Deepak Kumar Sen**

Executive Vice President & CFO

Place: Bengaluru

Date: June 13, 2020

**Homai A. Daruwalla**

Director & Audit Committee Chairperson

DIN: 00365880

Place: Mumbai

**Rajiv Sawhney**

Company Secretary

[ACS: 8047]

Place: Noida (U.P.)

## **CONSOLIDATED FINANCIAL STATEMENTS**



# Independent Auditor's Report

## To the Members of Triveni Turbine Limited

### Report on the Audit of the Consolidated Financial Statements

#### Opinion

1. We have audited the accompanying consolidated financial statements of Triveni Turbine Limited ('the Holding Company') and its subsidiaries (the Holding Company and its subsidiaries together referred to as 'the Group'), and its joint venture, as listed in Annexure I, which comprise the Consolidated Balance Sheet as at 31 March 2020, the Consolidated Statement of Profit and Loss (including Other Comprehensive Income), the Consolidated Cash Flow Statement and the Consolidated Statement of Changes in Equity for the year then ended, and a summary of the significant accounting policies and other explanatory information.
2. In our opinion and to the best of our information and according to the explanations given to us and based on the consideration of the reports of the other auditors on separate financial statements and on the other financial information of the subsidiaries, the aforesaid consolidated financial statements give the information required by the Companies Act, 2013 ('Act') in the manner so required and give a true and fair view in conformity with the accounting principles generally accepted in India including Indian Accounting Standards ('Ind AS') specified under section 133 of the Act, of the consolidated state of affairs of the Group, and its joint venture, as at 31 March 2020, and their consolidated profit (including other comprehensive income), consolidated cash flows and the consolidated changes in equity for the year ended on that date.

#### Basis for Opinion

3. We conducted our audit in accordance with the Standards on Auditing specified under section 143(10) of the Act. Our responsibilities under those standards are further described in the Auditor's Responsibilities for the Audit of the Consolidated Financial Statements section of

our report. We are independent of the Company in accordance with the Code of Ethics issued by the Institute of Chartered Accountants of India ('ICAI') together with the ethical requirements that are relevant to our audit of the financial statements under the provisions of the Act and the rules thereunder, and we have fulfilled our other ethical responsibilities in accordance with these requirements and the Code of Ethics. We believe that the audit evidence we have obtained and the audit evidence obtained by the other auditors in terms of their reports referred to in paragraph 16 of the Other Matters section below, is sufficient and appropriate to provide a basis for our opinion.

#### Emphasis of Matter

4. We draw attention to note 45 to the accompanying consolidated financial statements which describes the petition filed by the Company before the National Company Law Tribunal, for oppression and mismanagement by General Electric Company and its affiliates, including DI Netherlands BV, its joint venture partner in the joint venture company, GE Triveni Limited, currently pending adjudication and the arbitration filed against the Company by DI Netherlands BV, alleging violation of certain terms of the joint venture agreement which is currently at a preliminary stage. Our opinion is not modified in respect of this matter.

#### Key Audit Matter

5. Key audit matters are those matters that, in our professional judgment and based on the consideration of the reports of the other auditors on separate financial statements and on the other financial information of the subsidiaries, were of most significance in our audit of the financial statements of the current period. These matters were addressed in the context of our audit of the consolidated financial statements as a whole, and in forming our opinion thereon, and we do not provide a separate opinion on these matters.

6. We have determined the matter described below to be the key audit matter to be communicated in our report.

Key audit matter	How our audit addressed the key audit matter
<p>Refer notes 2(b)(i) and 10 in the accompanying consolidated financial statements</p> <p>As at 31 March 2020, the Group's inventories amounted to ₹ 1,727.46 million representing 21.01% of the Group's total assets as at 31 March 2020 and write-down of inventories amounted to ₹ 41.45 million on account of obsolescence and slow moving inventory.</p> <p>Inventories are valued at lower of cost and net realization value. The Holding Company has a policy for write-down of inventories to net realisable value on account of obsolescence and slow moving inventory which is recognised on a case to case basis based on the management's assessment.</p> <p>Write-down of inventories to net realisable value is subjective owing to the nature of inventories and is dependent on significant judgments around probability of decrease in the realisable value of slow moving inventory due to obsolescence or lack of alternative use as well as the consideration of the need to maintain adequate inventory levels for aftersales services considering the long useful life of the product.</p> <p>Assessing net realizable value of inventory and identification of slow moving and obsolete inventory are areas requiring the use of significant judgements and owing to the inherent complexities and materiality of the balances, we have considered this area to be a key audit matter for current year audit.</p>	<p>Our audit procedures for assessing the write-downs of inventories to net realisable value as per Holding Company's policy included, but were not limited to the following:</p> <ul style="list-style-type: none"> <li>• Obtained an understanding from the management about the process for determining net realizable value of inventories and identification of slow moving or obsolete inventories and tested whether the same is consistently applied;</li> <li>• Evaluated the design and tested the operating effectiveness of key controls around inventory valuation operating within the Holding Company on a test check basis;</li> <li>• Inquired with the management about the slow moving and obsolete inventories as at 31 March 2020 and evaluated the assessment prepared by the management including forecasted uses of these inventories on a test check basis;</li> <li>• Tested the computation for write down of inventories with the assessment provided by the management and performed independent ageing analysis of the inventory line-items along with specific inquiries with the management to evaluate completeness of the inventory identified as slow moving or obsolete;</li> <li>• Reviewed the historical trends of inventory write-downs to compare and assess the actual utilization or liquidation of inventories to the previous assessment done by the management to determine the efficacy of the process of estimation by the management; and</li> <li>• Assessed the appropriateness of disclosures in the accompanying consolidated financial statements in accordance with the applicable accounting standards.</li> </ul>

### Information other than the Consolidated Financial Statements and Auditor's Report thereon

7. The Holding Company's Board of Directors are responsible for the other information. The other information comprises the information included in the Annual Report, but does not include the consolidated financial statements and our auditor's report thereon. The Annual Report is expected to be made available to us after the date of this auditor's report.

Our opinion on the consolidated financial statements does not cover the other information and we will not express any form of assurance conclusion thereon.

In connection with our audit of the consolidated financial statements, our responsibility is to read the other information identified above when it becomes available and, in doing so, consider whether the other information is materially inconsistent with the consolidated financial statements or our knowledge obtained in the audit or otherwise appears to be materially misstated.

When we read the Annual Report, if we conclude that there is a material misstatement therein, we are required to communicate the matter to those charged with governance.

## Responsibilities of Management and Those Charged with Governance for the Consolidated Financial Statements

8. The accompanying consolidated financial statements have been approved by the Holding Company's Board of Directors. The Holding Company's Board of Directors is responsible for the matters stated in section 134(5) of the Act with respect to the preparation of these consolidated financial statements that give a true and fair view of the consolidated state of affairs (consolidated financial position), consolidated profit or loss (consolidated financial performance including other comprehensive income), consolidated changes in equity and consolidated cash flows of the Group including its joint venture in accordance with the accounting principles generally accepted in India, including the Ind AS specified under section 133 of the Act. The Holding Company's Board of Directors is also responsible for ensuring accuracy of records including financial information considered necessary for the preparation of consolidated Ind AS financial statements. Further, in terms of the provisions of the Act, the respective Board of Directors/ management of the companies included in the Group, and its joint venture company covered under the Act are responsible for maintenance of adequate accounting records in accordance with the provisions of the Act for safeguarding the assets and for preventing and detecting frauds and other irregularities; selection and application of appropriate accounting policies; making judgments and estimates that are reasonable and prudent; and design, implementation and maintenance of adequate internal financial controls, that were operating effectively for ensuring the accuracy and completeness of the accounting records, relevant to the preparation and presentation of the financial statements that give a true and fair view and are free from material misstatement, whether due to fraud or error. These financial statements have been used for the purpose of preparation of the consolidated financial statements by the Directors of the Holding Company, as aforesaid.
9. In preparing the consolidated financial statements, the respective Board of Directors of the companies included in the Group and of its joint venture are responsible for assessing the ability of the Group and of its joint venture to continue as a going concern, disclosing, as applicable, matters related to going concern and using the going concern basis of accounting unless the Board of Directors either intend to liquidate the Group or to cease operations, or has no realistic alternative but to do so.
10. Those Board of Directors are also responsible for overseeing the financial reporting process of the companies included in the Group and of its joint venture.

## Auditor's Responsibilities for the Audit of the Consolidated Financial Statements

11. Our objectives are to obtain reasonable assurance about whether the financial statements as a whole are free from material misstatement, whether due to fraud or error, and to issue an auditor's report that includes our opinion. Reasonable assurance is a high level of assurance but is not a guarantee that an audit conducted in accordance with Standards on Auditing will always detect a material misstatement when it exists. Misstatements can arise from fraud or error and are considered material if, individually or in the aggregate, they could reasonably be expected to influence the economic decisions of users taken on the basis of these financial statements.
12. As part of an audit in accordance with Standards on Auditing, we exercise professional judgment and maintain professional skepticism throughout the audit. We also:
  - Identify and assess the risks of material misstatement of the financial statements, whether due to fraud or error, design and perform audit procedures responsive to those risks, and obtain audit evidence that is sufficient and appropriate to provide a basis for our opinion. The risk of not detecting a material misstatement resulting from fraud is higher than for one resulting from error, as fraud may involve collusion, forgery, intentional omissions, misrepresentations, or the override of internal control;
  - Obtain an understanding of internal control relevant to the audit in order to design audit procedures that are appropriate in the circumstances. Under section 143(3)(i) of the Act, we are also responsible for expressing our opinion on whether the Holding Company has adequate internal financial controls with reference to financial statements in place and the operating effectiveness of such controls;
  - Evaluate the appropriateness of accounting policies used and the reasonableness of accounting estimates and related disclosures made by management;
  - Conclude on the appropriateness of management's use of the going concern basis of accounting and, based on the audit evidence obtained, whether a material uncertainty exists related to events or conditions that may cast significant doubt on the ability of the Group and its joint venture to continue as a going concern. If we conclude that a material uncertainty exists, we are required to draw attention in our auditor's report to the related disclosures in the financial statements or, if such disclosures are inadequate, to modify our opinion. Our conclusions are based on the audit evidence obtained up to the

date of our auditor's report. However, future events or conditions may cause the Group and its joint venture to cease to continue as a going concern; and

- Evaluate the overall presentation, structure and content of the financial statements, including the disclosures, and whether the financial statements represent the underlying transactions and events in a manner that achieves fair presentation.
  - Obtain sufficient appropriate audit evidence regarding the financial information of the entities within the Group, and its joint venture, to express an opinion on the financial statements. We are responsible for the direction, supervision and performance of the audit of financial statements of such entities included in the financial statements, of which we are the independent auditors. For the other entities included in the financial statements, which have been audited by the other auditors, such other auditors remain responsible for the direction, supervision and performance of the audits carried out by them. We remain solely responsible for our audit opinion.
13. We communicate with those charged with governance regarding, among other matters, the planned scope and timing of the audit and significant audit findings, including any significant deficiencies in internal control that we identify during our audit.
  14. We also provide those charged with governance with a statement that we have complied with relevant ethical requirements regarding independence, and to communicate with them all relationships and other matters that may reasonably be thought to bear on our independence, and where applicable, related safeguards.
  15. From the matters communicated with those charged with governance, we determine those matters that were of most significance in the audit of the financial statements of the current period and are therefore the key audit matters. We describe these matters in our auditor's report unless law or regulation precludes public disclosure about the matter or when, in extremely rare circumstances, we determine that a matter should not be communicated in our report because the adverse consequences of doing so would reasonably be expected to outweigh the public interest benefits of such communication.

### Other Matter

16. We did not audit the financial statements of three subsidiaries, whose financial statements reflect total assets of ₹ 304.70 million and net assets of ₹ 212.91 million as at 31 March 2020, total revenues of ₹ 438.84 million and net cash inflows amounting to ₹ 31.72

million for the year ended on that date, as considered in the consolidated financial statements. These financial statements have been audited by other auditors whose reports have been furnished to us by the management and our opinion on the consolidated financial statements, in so far as it relates to the amounts and disclosures included in respect of these subsidiaries, and our report in terms of sub-section (3) of Section 143 of the Act, in so far as it relates to the aforesaid subsidiaries, are based solely on the reports of the other auditors.

Further, these subsidiaries are located outside India whose financial statements and other financial information have been prepared in accordance with accounting principles generally accepted in their respective countries and which have been audited by other auditors under generally accepted auditing standards applicable in their respective countries. The Holding Company's management has converted the financial statements of such subsidiaries located outside India from accounting principles generally accepted in their respective countries to accounting principles generally accepted in India. We have audited these conversion adjustments made by the Holding Company's management. Our opinion on the consolidated financial statements, and matters identified and disclosed under key audit matters section above, in so far as it relates to the amounts and disclosures included in respect of such subsidiaries located outside India, and our report in terms of sub-section (3) of Section 143 of the Act, in so far as it relates to the aforesaid subsidiaries located outside India, are based on the report of other auditors and the conversion adjustments prepared by the management of the Holding Company and audited by us.

Our opinion above on the consolidated financial statements, and our report on other legal and regulatory requirements below, are not modified in respect of the above matters with respect to our reliance on the work done by and the reports of the other auditors.

17. The consolidated financial statements also include the Group's share of net profit (including other comprehensive income) of ₹ 65.55 million for the year ended 31 March 2020, as considered in the consolidated financial statements, in respect of one joint venture, whose financial information have not been audited by us. These financial information are unaudited for the current financial year and have been furnished to us by the Holding Company's management and our opinion on the consolidated financial statements, in so far as it relates to the amounts and disclosures included in respect of the aforesaid joint venture and matters identified and disclosed under key audit matters section above and our report in terms of sub-section (3) of Section 143 of the Act in so far as it relates to the aforesaid joint venture, are based solely on such unaudited financial information certified by the joint venture management.

Our opinion above on the consolidated financial statements, and our report on other legal and regulatory requirements below, are not modified in respect of the above matter with respect to our reliance on the financial information certified by the joint venture management and provided to us by the Holding Company's management.

### Report on Other Legal and Regulatory Requirements

18. As required by section 197(16) of the Act, based on our audit we report that the Holding Company paid remuneration to their respective directors during the year in accordance with the provisions of and limits laid down under section 197 read with Schedule V to the Act. Further, as stated in paragraph 17, financial information of one joint venture company covered under the Act are unaudited for the current financial year and have been furnished to us by the Holding Company's management, and as certified by the joint venture management, such company has paid remuneration to their respective directors during the year in accordance with the provisions of and limits laid down under section 197 read with Schedule V to the Act.
19. As required by Section 143 (3) of the Act, based on our audit and on the consideration of the reports of the other auditors on separate financial statements and other financial information of the subsidiaries, we report, to the extent applicable, that:
- we have sought and obtained all the information and explanations which to the best of our knowledge and belief were necessary for the purpose of our audit of the aforesaid consolidated financial statements;
  - in our opinion, proper books of account as required by law relating to preparation of the aforesaid consolidated financial statements have been kept so far as it appears from our examination of those books and the reports of the other auditors;
  - the consolidated financial statements dealt with by this report are in agreement with the relevant books of account maintained for the purpose of preparation of the consolidated financial statements;
  - in our opinion, the aforesaid consolidated financial statements comply with Ind AS specified under section 133 of the Act;
  - on the basis of the written representations received from the directors of the Holding Company and taken on record by the Board of Directors of the Holding Company and the reports of the statutory auditors of its subsidiary companies covered under the Act, none of the directors of the Group companies, its joint venture company covered under the Act,

are disqualified as on 31 March 2020 from being appointed as a director in terms of Section 164(2) of the Act;

- with respect to the adequacy of the internal financial controls with reference to financial statements of the Holding Company, and its subsidiary companies and joint venture company covered under the Act, and the operating effectiveness of such controls, refer to our separate report in 'Annexure II'; and
- with respect to the other matters to be included in the Auditor's Report in accordance with rule 11 of the Companies (Audit and Auditors) Rules, 2014 (as amended), in our opinion and to the best of our information and according to the explanations given to us and based on the consideration of the report of the other auditors on separate financial statements as also the other financial information of the subsidiaries:
  - the consolidated financial statements disclose the impact of pending litigations on the consolidated financial position of the Group and its joint venture as at 31 March 2020, as detailed in Note 44 to the consolidated financial statements;
  - the Holding Company and joint venture did not have any long-term contracts including derivative contracts for which there were any material foreseeable losses as at 31 March 2020.;
  - there has been no delay in transferring amounts, required to be transferred, to the Investor Education and Protection Fund by the Holding Company, and its subsidiary companies and joint venture company covered under the Act during the year ended 31 March 2020; and
  - the disclosure requirements relating to holdings as well as dealings in specified bank notes were applicable for the period from 8 November 2016 to 30 December 2016, which are not relevant to these consolidated financial statements. Hence, reporting under this clause is not applicable.

For **Walker Chandiok & Co LLP**

Chartered Accountants

Firm's Registration No.: 001076N/N500013

**Vijay Vikram Singh**

Partner

Membership No.: 059139

UDIN: 20059139AAAAAY9880

Bengaluru

13 June 2020

# Annexure I to the Independent Auditor's Report

of even date to the members of Triveni Turbine Limited on the consolidated financial statements for the year ended 31 March 2020

## List of entities included in the Statement

### Subsidiaries:

- (a) Triveni Turbines Europe Private Limited
- (b) Triveni Turbines DMCC
- (c) Triveni Turbines Africa (Pty) Ltd

### Joint venture:

- (a) GE Triveni Limited

# Annexure II to the Independent Auditor's Report of even date to the members of Triveni Turbine Limited on the consolidated financial statements for the year ended 31 March 2020

## Independent Auditor's Report on the internal financial controls with reference to financial statements under Clause (i) of Sub-section 3 of Section 143 of the Companies Act, 2013 ('the Act')

1. In conjunction with our audit of the consolidated financial statements of Triveni Turbine Limited ('the Holding Company') and its subsidiaries (the Holding Company and its subsidiaries together referred to as 'the Group'), and its joint venture as at and for the year ended 31 March 2020, we have audited the internal financial controls with reference to financial statements of the Holding Company, and its joint venture company, which is a company covered under the Act, as at that date.

## Responsibilities of Management and Those Charged with Governance for Internal Financial Controls

2. The respective Board of Directors of the Holding Company and its joint venture company, which is a company covered under the Act, are responsible for establishing and maintaining internal financial controls based on the internal financial control with reference to financial reporting criteria established by the Company considering the essential components of internal control stated in the Guidance Note on Audit of Internal Financial Controls over Financial Reporting issued by the Institute of Chartered Accountants of India. These responsibilities include the design, implementation and maintenance of adequate internal financial controls that were operating effectively for ensuring the orderly and efficient conduct of the Company's business, including adherence to the Company's policies, the safeguarding of its assets, the prevention and detection of frauds and errors, the accuracy and completeness of the accounting records, and the timely preparation of reliable financial information, as required under the Act.

## Auditor's Responsibility for the Audit of the Internal Financial Controls with Reference to Financial Statements

3. Our responsibility is to express an opinion on the internal financial controls with reference to financial statements of the Holding Company, and its joint venture company, as aforesaid, based on our audit. We conducted our audit in accordance with the Standards on Auditing issued by the Institute of Chartered Accountants of India ('ICAI') prescribed under Section 143(10) of the Act, to the extent applicable to an audit of internal financial controls with

reference to financial statements, and the Guidance Note on Audit of Internal Financial Controls over Financial Reporting ('the Guidance Note') issued by the ICAI. Those Standards and the Guidance Note require that we comply with ethical requirements and plan and perform the audit to obtain reasonable assurance about whether adequate internal financial controls with reference to financial statements were established and maintained and if such controls operated effectively in all material respects.

4. Our audit involves performing procedures to obtain audit evidence about the adequacy of the internal financial controls with reference to financial statements and their operating effectiveness. Our audit of internal financial controls with reference to financial statements includes obtaining an understanding of such internal financial controls, assessing the risk that a material weakness exists, and testing and evaluating the design and operating effectiveness of internal control based on the assessed risk. The procedures selected depend on the auditor's judgement, including the assessment of the risks of material misstatement of the financial statements, whether due to fraud or error.
5. We believe that the audit evidence we have obtained is sufficient and appropriate to provide a basis for our audit opinion on the internal financial controls with reference to financial statements of the Holding Company and its joint venture company as aforesaid.

## Meaning of Internal Financial Controls with Reference to Financial Statements

6. A company's internal financial controls with reference to financial statements is a process designed to provide reasonable assurance regarding the reliability of financial reporting and the preparation of financial statements for external purposes in accordance with generally accepted accounting principles. A company's internal financial controls with reference to financial statements include those policies and procedures that (1) pertain to the maintenance of records that, in reasonable detail, accurately and fairly reflect the transactions and dispositions of the assets of the company; (2) provide reasonable assurance that transactions are recorded as necessary to permit preparation of financial statements in accordance with generally accepted accounting principles, and that receipts and expenditures of the company are being made only in accordance with authorisations of

management and directors of the company; and (3) provide reasonable assurance regarding prevention or timely detection of unauthorised acquisition, use, or disposition of the company's assets that could have a material effect on the financial statements.

### Inherent Limitations of Internal Financial Controls with Reference to Financial Statements

- Because of the inherent limitations of internal financial controls with reference to financial statements, including the possibility of collusion or improper management override of controls, material misstatements due to error or fraud may occur and not be detected. Also, projections of any evaluation of the internal financial controls with reference to financial statements to future periods are subject to the risk that the internal financial controls with reference to financial statements may become inadequate because of changes in conditions, or that the degree of compliance with the policies or procedures may deteriorate.

### Opinion

- In our opinion, the Holding Company, and its joint venture company, which is a company covered under the Act, have in all material respects, adequate internal financial controls with reference to financial statements and such controls were operating effectively as at 31 March 2020, based on the internal financial control with reference to financial reporting framework established by the Holding Company and its Joint Venture Company, considering the essential components of internal control stated in the Guidance Note on Audit of Internal Financial Controls over Financial Reporting issued by ICAI.

### Other Matter

- We did not audit the internal financial controls with reference to financial statements in so far as it relates to

one joint venture company, which is a company covered under the Act, in respect of which, the Group's share of net profit (including other comprehensive income) of ₹ 65.55 million for the year ended 31 March 2020 has been considered in the consolidated financial statements. The internal financial controls with reference to financial statements of the joint venture company, which is a company covered under the Act, is unaudited for the current financial year and our opinion under Section 143(3)(i) of the Act insofar as it relates to the aforesaid joint venture, which is a company covered under the Act, is solely based on the corresponding internal financial controls with reference to financial statements report certified by the management of such company. Our report on adequacy and operating effectiveness of the internal financial controls with reference to financial statements of the Group does not include the internal financial controls with reference to financial statements assessment in respect of the aforesaid company.

Our opinion is not modified in respect of the above matter with respect to our reliance on the internal financial controls with reference to financial statements report certified by the joint venture management and provided to us the Holding Company's management.

For **Walker Chandiok & Co LLP**

Chartered Accountants

Firm's Registration No.: 001076N/N500013

**Vijay Vikram Singh**

Partner

Membership No.: 059139

UDIN: 20059139AAAAAY9880

Bengaluru

13 June 2020



# Consolidated Balance Sheet

As at March, 31, 2020

(₹ in Million)

	Note No.	31-Mar-20	31-Mar-19
<b>Assets</b>			
<b>Non-current assets</b>			
Property, plant and equipment	3	2,426.49	2,508.90
Capital work-in-progress	3	63.72	43.34
Intangible assets	4	38.49	35.72
Intangible assets under development		8.72	7.02
Investments accounted for using the equity method	5 (a)	229.12	138.29
<b>Financial assets</b>			
i. Trade receivables	6	-	12.02
ii. Loans	7	0.16	0.19
iii. Other financial assets	8	8.41	7.12
Other non-current assets	9	21.03	17.87
Income tax assets (net)	21	49.31	15.02
<b>Total non-current assets</b>		<b>2,845.45</b>	<b>2,785.49</b>
<b>Current assets</b>			
Inventories	10	1,727.44	2,168.37
<b>Financial assets</b>			
i. Investments	5 (b)	1,295.03	50.05
ii. Trade receivables	6	1,253.49	1,749.52
iii. Cash and cash equivalents	11 (a)	658.05	270.15
iv. Bank balances other than cash and cash equivalents	11 (b)	25.63	1.49
v. Loans	7	1.95	2.45
vi. Other financial assets	8	38.73	146.21
Other current assets	9	375.88	232.63
		<b>5,376.20</b>	<b>4,620.87</b>
Assets classified as held for sale	12	-	2.60
<b>Total current assets</b>		<b>5,376.20</b>	<b>4,623.47</b>
<b>Total assets</b>		<b>8,221.65</b>	<b>7,408.96</b>
<b>Equity and Liabilities</b>			
<b>Equity</b>			
Equity share capital	13	323.30	323.30
Other equity	14	4,978.48	4,010.56
<b>Total equity</b>		<b>5,301.78</b>	<b>4,333.86</b>
<b>Liabilities</b>			
<b>Non-current liabilities</b>			
<b>Financial liabilities</b>			
i. Borrowings	15	9.56	0.02
ii. Other financial liabilities	42(ii)	23.58	-
Provisions	16	77.58	68.03
Deferred tax liabilities (net)	22	71.79	140.90
<b>Total non-current liabilities</b>		<b>182.51</b>	<b>208.95</b>
<b>Current liabilities</b>			
<b>Financial liabilities</b>			
i. Borrowings	17	-	-
ii. Trade payables	18		
a) Total outstanding dues of micro enterprises and small enterprises		68.46	100.77
b) Total outstanding dues of creditors other than micro enterprises and small enterprises		548.26	1,065.14
iii. Other financial liabilities	19	205.60	135.45
Other current liabilities	20	1,707.19	1,419.86
Provisions	16	149.67	84.40
Income tax liabilities (net)	21	58.18	60.53
<b>Total current liabilities</b>		<b>2,737.36</b>	<b>2,866.15</b>
<b>Total liabilities</b>		<b>2,919.87</b>	<b>3,075.10</b>
<b>Total equity and liabilities</b>		<b>8,221.65</b>	<b>7,408.96</b>

The accompanying notes 1 to 50 form an integral part of the consolidated financial statements.

As per our report of even date attached

For and on behalf of the Board of Directors of **Triveni Turbine Limited**

For **Walker Chandiok & Co LLP**

Chartered Accountants

Firm's Registration No.: 001076N/N500013

**Vijay Vikram Singh**

Partner

Membership No.: 059139

**Dhruv M. Sawhney**

Chairman & Managing Director

DIN: 00102999

Place: New Delhi

**Deepak Kumar Sen**

Executive Vice President & CFO

Place: Bengaluru

Date: June 13, 2020

**Homai A. Daruwalla**

Director & Audit Committee Chairperson

DIN: 00365880

Place: Mumbai

**Rajiv Sawhney**

Company Secretary

[ACS: 8047]

Place: Noida (U.P.)

Place: Bengaluru

Date: June 13, 2020

# Consolidated Statement of Profit and Loss

for the year ended March 31, 2020

(₹ in Million)

	Note No.	31-Mar-20	31-Mar-19
<b>Revenue from Operations</b>	23	8,178.68	8,399.86
Other income	24	145.84	161.88
<b>Total income</b>		<b>8,324.52</b>	<b>8,561.74</b>
<b>Expenses</b>			
Cost of materials consumed	25	4,232.29	5,103.34
Changes in inventories of finished goods and work-in-progress	26	178.64	(412.33)
Employee benefits expense	27	1,015.50	991.16
Finance costs	28	33.33	11.23
Depreciation and amortisation expense	29	201.07	201.24
Impairment loss on financial assets (including reversals of impairment losses)	30	44.65	4.41
Other expenses	31	1,150.56	1,200.62
<b>Total expenses</b>		<b>6,856.04</b>	<b>7,099.67</b>
<b>Profit before share of net profit of investments accounted for using equity method and tax</b>		<b>1,468.48</b>	<b>1,462.07</b>
Share of net profit/(loss) of joint venture accounted for using the equity method		90.95	31.69
<b>Profit before tax</b>		<b>1,559.43</b>	<b>1,493.76</b>
Tax expense:			
- Current tax	32	376.80	451.77
- Deferred tax	32	(35.15)	39.74
<b>Total tax expense</b>		<b>341.65</b>	<b>491.51</b>
<b>Profit for the year</b>		<b>1,217.78</b>	<b>1,002.25</b>
<b>Other Comprehensive Income</b>			
A (i) Items that will not be reclassified to profit or loss			
- Remeasurements of the defined benefit plan	35	(7.00)	(5.18)
- Share of other comprehensive income of joint venture accounted for using the equity method	40	(0.12)	0.02
		<b>(7.12)</b>	<b>(5.16)</b>
A (ii) Income tax relating to items that will not be reclassified to profit or loss	32	1.76	1.81
		<b>(5.36)</b>	<b>(3.35)</b>
<b>B (i) Items that will be reclassified to profit or loss</b>			
- Exchange differences arising on translating the foreign operations		13.19	(2.10)
- Effective portion of (loss)/ gain on designated portion of hedging instruments in a cash flow hedge	38 (iii)(b)	(108.36)	72.83
		<b>(95.17)</b>	<b>70.73</b>
B (ii) Income tax relating to items that will be reclassified to profit or loss	32	32.20	(25.45)
		<b>(62.97)</b>	<b>45.28</b>
<b>Other comprehensive income for the year, net of tax</b>		<b>(68.33)</b>	<b>41.93</b>
<b>Total comprehensive income for the year</b>		<b>1,149.45</b>	<b>1,044.18</b>
<b>Earnings per equity share of ₹ 1 each</b>			
Basic earnings per share (in ₹)	33	3.77	3.05
Diluted earnings per share (in ₹)	33	3.77	3.05

The accompanying notes 1 to 50 form an integral part of the consolidated financial statements.

As per our report of even date attached

For **Walker Chandiok & Co LLP**

Chartered Accountants

Firm's Registration No.: 001076N/N500013

**Vijay Vikram Singh**

Partner

Membership No.: 059139

Place: Bengaluru

Date: June 13, 2020

For and on behalf of the Board of Directors of **Triveni Turbine Limited**

**Dhruv M. Sawhney**

Chairman & Managing Director

DIN: 00102999

Place: New Delhi

**Deepak Kumar Sen**

Executive Vice President & CFO

Place: Bengaluru

Date: June 13, 2020

**Homai A. Daruwalla**

Director & Audit Committee Chairperson

DIN: 00365880

Place: Mumbai

**Rajiv Sawhney**

Company Secretary

[ACS: 8047]

Place: Noida (U.P.)

# Consolidated Statement of Changes in Equity

for the year ended March 31, 2020

## A. Equity share capital

Equity shares of ₹ 1 each issued, subscribed and fully paid up

	(₹ in Million)
<b>As at April 1, 2018</b>	<b>329.97</b>
Changes in equity share capital during the year [Refer note 13(iv)]	(6.67)
<b>As at March 31, 2019</b>	<b>323.30</b>
Changes in equity share capital during the year	-
<b>As at March 31, 2020</b>	<b>323.30</b>

## B. Other equity

	Reserves and surplus				Items of other comprehensive income		Total other equity
	Capital redemption reserve	Securities premium	General reserve	Retained earnings	Foreign currency translation reserve	Cash flow hedging reserve	
<b>Balance as at April 1, 2018</b>	<b>28.00</b>	<b>4.69</b>	<b>839.23</b>	<b>3,322.00</b>	<b>2.09</b>	<b>(4.68)</b>	<b>4,191.33</b>
Profit for the year	-	-	-	1,002.25	-	-	1,002.25
Other comprehensive income / (loss), net of income tax	-	-	-	(3.35)	(2.10)	47.38	41.93
<b>Total comprehensive income for the year</b>	<b>-</b>	<b>-</b>	<b>-</b>	<b>998.90</b>	<b>(2.10)</b>	<b>47.38</b>	<b>1,044.18</b>
<b>Transactions with owners in their capacity as owners:</b>							
Amount utilised on account of buy-back of Shares [refer note 13(iv)]	-	(4.69)	(839.23)	(149.41)	-	-	(993.33)
Transaction cost related to buy-back of shares [refer note 13(iv)]	-	-	-	(12.82)	-	-	(12.82)
Transferred from retained earnings on account of buy-back of shares [refer note 13(iv)]	6.67	-	-	(6.67)	-	-	-
Dividends paid	-	-	-	(181.49)	-	-	(181.49)
Dividend distribution tax (DDT)	-	-	-	(37.31)	-	-	(37.31)
<b>Balance as at March 31, 2019</b>	<b>34.67</b>	<b>-</b>	<b>-</b>	<b>3,933.20</b>	<b>(0.01)</b>	<b>42.70</b>	<b>4,010.56</b>
Profit for the year	-	-	-	1,217.78	-	-	1,217.78
Other comprehensive income / (loss), net of income tax	-	-	-	(5.36)	13.19	(76.16)	(68.33)
<b>Total comprehensive income for the year</b>	<b>-</b>	<b>-</b>	<b>-</b>	<b>1,212.42</b>	<b>13.19</b>	<b>(76.16)</b>	<b>1,149.45</b>
<b>Transactions with owners in their capacity as owners:</b>							
Dividends paid	-	-	-	(161.66)	-	-	(161.66)
Dividend distribution tax (DDT)	-	-	-	(19.87)	-	-	(19.87)
<b>Balance as at March 31, 2020</b>	<b>34.67</b>	<b>-</b>	<b>-</b>	<b>4,964.09</b>	<b>13.18</b>	<b>(33.46)</b>	<b>4,978.48</b>

The accompanying notes 1 to 50 form an integral part of the consolidated financial statements

As per our report of even date attached

For and on behalf of the Board of Directors of **Triveni Turbine Limited**

For **Walker Chandio & Co LLP**

Chartered Accountants

Firm's Registration No.: 001076N/N500013

**Vijay Vikram Singh**

Partner

Membership No.: 059139

**Dhruv M. Sawhney**

Chairman & Managing Director

DIN: 00102999

Place: New Delhi

**Deepak Kumar Sen**

Executive Vice President & CFO

Place: Bengaluru

Date: June 13, 2020

**Homai A. Daruwalla**

Director & Audit Committee Chairperson

DIN: 00365880

Place: Mumbai

**Rajiv Sawhney**

Company Secretary

[ACS: 8047]

Place: Noida (U.P.)

Place: Bengaluru

Date: June 13, 2020

# Consolidated Statement of Cash Flows

for the year ended March 31, 2020

(₹ in Million)

	31-Mar-20	31-Mar-19
<b>Cash flows from operating activities</b>		
Profit before tax	1,559.43	1,493.76
Adjustments for		
Share of net (profit)/ loss of joint venture accounted for using the equity method	(90.95)	(31.69)
Depreciation and amortisation expense	201.07	201.24
Loss on sale/write off of property, plant and equipment	0.29	1.73
Net profit on sale/redemption of current investments	(69.94)	(30.36)
Net fair value (gains)/losses on current investments	(20.44)	0.35
Interest income	(1.99)	(1.39)
Provision for doubtful advances	4.54	1.06
Amount written off of non financial assets	0.25	7.59
Allowance for non moving inventories	7.55	6.66
Impairment loss on financial assets (including reversals of impairment losses)	44.65	4.41
Finance costs	33.33	11.23
Unrealised foreign exchange (gain)/losses	(19.09)	9.70
Credit balances written back	(4.85)	(23.99)
Mark-to-market (gains)/losses on derivatives	52.85	(28.00)
Working capital adjustments :		
Change in inventories	433.01	(367.97)
Change in trade receivables	498.90	315.80
Change in other financial assets	(2.12)	(9.87)
Change in other assets	(146.88)	352.64
Change in trade payables	(545.96)	(297.08)
Change in other financial liabilities	3.85	33.89
Change in other liabilities	285.92	292.44
Change in provisions	66.92	15.71
<b>Cash generated from operations</b>	<b>2,290.34</b>	<b>1,957.86</b>
Income tax paid	(413.61)	(478.57)
<b>Net cash inflow from operating activities</b>	<b>1,876.73</b>	<b>1,479.29</b>
<b>Cash flows from investing activities</b>		
Purchase of property, plant and equipment	(115.04)	(150.76)
Proceeds from sale of property, plant and equipment	0.24	0.43
Net (increase) / decrease in current investment	(1,154.60)	70.58
Proceeds from assets classified as held for sale	2.52	-
Investment in Bank deposits	(22.96)	-
Interest received	1.97	1.49
<b>Net cash outflow from investing activities</b>	<b>(1,287.87)</b>	<b>(78.26)</b>
<b>Cash flows from financing activities</b>		
Buy-Back of equity share	-	(1,000.00)
Buy-back costs	-	(12.82)

# Consolidated Statement of Cash Flows

for the year ended March 31, 2020

(₹ in Million)

	31-Mar-20	31-Mar-19
Proceeds from long term borrowings	12.00	-
Repayment of long term borrowings	(0.81)	(0.56)
Payment of principal portion of lease liabilities	(5.23)	-
Interest paid on lease liabilities	(3.22)	-
Interest paid	(30.03)	(11.24)
Dividend paid to Company's shareholders	(161.84)	(181.31)
Dividend distribution tax	(19.87)	(37.31)
<b>Net cash outflow from financing activities</b>	<b>(209.00)</b>	<b>(1,243.24)</b>
(Decrease)/Increase in cash and cash equivalents due to foreign exchange variation	8.03	(3.00)
Net increase/(decrease) in cash and cash equivalents	387.89	154.79
Cash and cash equivalents at the beginning of the year (refer note 11 (a))	270.16	115.36
<b>Cash and cash equivalents at the end of the year (refer note 11 (a))</b>	<b>658.05</b>	<b>270.15</b>

## Reconciliation of liabilities arising from financing activities:

(₹ in Million)

	Non-current borrowings (including current maturities)	Interest payable on borrowings	Dividend paid to Company's shareholders (including DDT)
<b>Balance as at March 31, 2019</b>	<b>0.51</b>	<b>-</b>	<b>1.48</b>
Cash flows	11.18	(33.25)	(181.71)
Finance costs accruals	-	33.33	-
Divided distributions (including DDT) accruals	-	-	181.53
<b>Balance as at March 31, 2020</b>	<b>11.69</b>	<b>0.08</b>	<b>1.30</b>

The accompanying notes 1 to 50 form an integral part of the consolidated financial statements.

As per our report of even date attached

For **Walker Chandiok & Co LLP**

Chartered Accountants

Firm's Registration No.: 001076N/N500013

**Vijay Vikram Singh**

Partner

Membership No.: 059139

Place: Bengaluru

Date: June 13, 2020

For and on behalf of the Board of Directors of **Triveni Turbine Limited**

**Dhruv M. Sawhney**

Chairman & Managing Director

DIN: 00102999

Place: New Delhi

**Deepak Kumar Sen**

Executive Vice President & CFO

Place: Bengaluru

Date: June 13, 2020

**Homai A. Daruwalla**

Director & Audit Committee Chairperson

DIN: 00365880

Place: Mumbai

**Rajiv Sawhney**

Company Secretary

[ACS: 8047]

Place: Noida (U.P.)

# Notes to the Consolidated Financial Statements

## for the year ended March 31, 2020

### Corporate information

The Consolidated financial statements comprises of financial statements of Triveni Turbine Limited and its subsidiaries (collectively the "Group") and Group's interest in joint venture. Triveni Turbine Limited ("the Company" or the "Parent") is a company limited by shares, incorporated, domiciled in India. The Company's equity shares are listed at two recognised stock exchanges in India (BSE and NSE). The registered office of the Company is located at A-44, Hosiery Complex, Phase II extension, Noida, Uttar Pradesh- 201305. The Group is primarily engaged in business of manufacture and supply of power generating equipment and solutions and has manufacturing facilities at Bengaluru, Karnataka.

### Note 1: Significant accounting policies

This note provides a list of the significant accounting policies adopted in the preparation of these financial statements. These policies have been consistently applied to all the years presented, except where a newly issued accounting standard is initially adopted or a revision to an existing accounting standard requires a change in the accounting policy hitherto in use.

#### (a) Basis of preparation and presentation

##### (i) Compliance with Ind AS

The financial statements comply in all material aspects with Indian Accounting Standards (Ind AS) notified under Section 133 of the Companies Act, 2013 (the Act), Companies (Indian Accounting Standards) Rules, 2015 (as amended) and other relevant provisions of the Act.

##### (ii) Historical cost convention

The financial statements have been prepared on a historical cost basis except for certain assets and liabilities (including derivative instruments) that are measured at fair values at the end of each reporting period, as explained in the accounting policies below.

Historical cost is generally based on the fair value of the consideration given in exchange for goods and services.

Fair value is the price that would be received to sell an asset or paid to transfer a liability in an orderly transaction between market participants at the measurement date, regardless of whether that price is directly observable or estimated using another

valuation technique. In estimating the fair value of an asset or a liability, the Group takes into account the characteristics of the asset or liability if market participants would take those characteristics into account when pricing the asset or liability at the measurement date. Fair value for measurement and/or disclosure purposes in these financial statements is determined on such a basis, except for leasing transactions that are within the scope of Ind AS 116 Leases, and measurements that have some similarities to fair value but are not fair value, such as net realisable value in Ind AS 2 Inventories or value in use in Ind AS 36 Impairment of Assets.

#### (iii) Principles of consolidation and equity accounting Subsidiaries

Subsidiaries are all entities over which the Group has control. The Group controls an entity when the Group is exposed to, or has rights to, variable returns from its involvement with the entity and has the ability to affect those returns through its power to direct the relevant activities of the entity. Subsidiaries are fully consolidated from the date on which control is transferred to the Group. They are deconsolidated from the date that control ceases.

The Group combines the financial statements of the parent and its subsidiaries line by line adding together like items of assets, liabilities, equity, income and expenses. Intercompany transactions, balances and unrealized gains on transactions between group companies are eliminated. Unrealised losses are also eliminated unless the transaction provides evidence of an impairment of the transferred asset. Accounting policies of subsidiaries have been changed where necessary to ensure consistency with the policies adopted by the Group.

#### Joint Ventures

Interests in joint ventures are accounted for using the equity method, after initially being recognised at cost in the consolidated Balance Sheet.

Under the equity method of accounting, the investments are initially recognised at cost and adjusted thereafter to recognise the Group's share of the post-acquisition profits or losses of the investee in profit and loss, and the Group's share

# Notes to the Consolidated Financial Statements

## for the year ended March 31, 2020

of Other Comprehensive Income of the investee in Other Comprehensive Income. Dividends received or receivable from joint ventures are recognised as a reduction in the carrying amount of the investment.

When the Group's share of losses in an equity-accounted investment equals or exceeds its interest in the entity, including any other unsecured long-term receivables, the Group does not recognise further losses, unless it has incurred obligations or made payments on behalf of the other entity.

Unrealised gains on transactions between the Group and its joint ventures are eliminated to the extent of the Group's interest in these entities. Unrealised losses are also eliminated unless the transaction provides evidence of an impairment of the asset transferred.

### (b) Revenue recognition

Revenue from contracts with customers is recognised when control of the goods or services are transferred to the customer at an amount that reflects the consideration to which the Group expects to be entitled in exchange for those goods or services. Revenue from Contracts is measured at transaction price net of variable consideration. Transaction price are net of returns, trade allowances, rebates, other similar allowances, goods & services tax and amounts collected on behalf of third parties, if any.

Recognising revenue from major business activities

#### (i) Sale of goods

Revenue from the sale of goods is recognised at point in time when controls of promised goods are transferred to the customer (i.e. upon satisfaction of performance obligation), generally on dispatch of the goods.

#### (ii) Rendering of services

Revenue from a contract to provide services is recognised when the outcome of a performance obligation involving the rendering of services can be estimated reliably. Satisfaction of performance obligation of the contract is determined as follows:

- erection and commissioning/service revenue is recognised by reference to the stage of completion of the erection & commissioning/

service, determined based on technical estimate of completion of physical proportion of the contract work;

- operation and maintenance revenue is recognised over time using an input method to measure progress towards complete satisfaction of the service because the customer simultaneously receives and consumes the benefits provided by the Group.

#### (iii) Interest income

Interest income from a financial asset is recognised when it is probable that the economic benefits will flow to the Group and the amount of income can be measured reliably. Interest income is accrued on a time basis, by reference to the principal outstanding and at the effective interest rate applicable, which is the rate that exactly discounts estimated future cash receipts through the expected life of the financial asset to that asset's net carrying amount on initial recognition.

#### (iv) Construction contracts

When the outcome of a construction contract can be estimated reliably, revenue is recognised by reference to the stage of completion of the contract activity at the end of the reporting period, measured based on the proportion of contract costs incurred for work performed to date relative to the estimated total contract costs, except where this would not be representative of the stage of completion. Variations in contract work, claims and incentive payments are included to the extent that the amount can be measured reliably and its receipt is considered probable.

When the outcome of a construction contract cannot be estimated reliably, contract revenue is recognised to the extent of contract costs incurred that it is probable will be recoverable. Contract costs are recognised as expenses in the period in which they are incurred.

When it is probable that total contract costs will exceed total contract revenue, the expected loss is recognised as an expense immediately.

# Notes to the Consolidated Financial Statements

## for the year ended March 31, 2020

When contract costs incurred to date plus recognised profits less recognised losses exceed progress billings, the surplus is shown as amounts due from customers for contract work. For contracts where progress billings exceed contract costs incurred to date plus recognised profits less recognised losses, the surplus is shown as the amounts due to customers for contract work. Amounts received before the related work is performed are included in the Balance Sheet, as a liability, as advances received. Amounts billed for work performed but not yet paid by the customer are included in the Balance Sheet under trade receivables.

### (v) Royalties

Income from royalty is recognised as per the contractual arrangement with the Licensee upon supply of turbine manufactured with the technical know-how provided by the Group to the Licensee (provided that it is probable that the economic benefits will flow to the Group and the amount of revenue can be measured reliably).

### (vi) Rental income

The Group's policy for recognition of revenue from operating leases is described in note 1(d) below.

### (vii) Export incentives

Export incentives are recognized as income when the Group is entitled to the incentive as per the terms of the scheme in respect of the exports made and where it is probable that the Group will collect such incentive proceeds.

### (c) Government grants

Grants from the government are recognised where there is a reasonable assurance that the grant will be received and the Group will comply with all attached conditions.

Government grants relating to income are deferred and recognised in the Statement of Profit and Loss over the period necessary to match them with the costs that they are intended to compensate and presented either within other income or net of related costs.

Government grants that are receivable as compensation for expenses or losses already incurred or for the purpose of giving immediate financial support to the Group with no

future related costs are recognised in the Statement of Profit and Loss in the period in which they become receivable.

### (d) Leases

#### Group as a lessee

The Group assesses whether a contract contains a lease, at inception of a contract. A contract is, or contains, a lease if the contract conveys the right to control the use of an identified asset for a period of time in exchange for consideration

The Group applies a single recognition and measurement approach for all leases, except for short-term leases and leases of low-value assets. The Group recognises lease liabilities to make lease payments and right-of-use assets representing the right to use the underlying assets.

#### (i) Right-of-use assets

The Group recognises right-of-use (ROU) assets at the commencement date of the lease (i.e., the date the underlying asset is available for use). ROU assets are measured at cost, less any accumulated depreciation and impairment losses, and adjusted for any remeasurement of lease liabilities. The cost of ROU assets includes the amount of lease liabilities recognised, initial direct costs incurred, and lease payments made at or before the commencement date less any lease incentives received. ROU assets are depreciated on a straight-line basis over the shorter of the lease term and the estimated useful lives of the assets, as follows:

- Office Premises: 2- 9 Years
- Vehicles and other equipments: 5 years

#### (ii) Lease Liabilities

At the commencement date of the lease, the Group recognises lease liabilities measured at the present value of lease payments to be made over the lease term. The lease payments include fixed payments less any amounts expected to be paid under residual value guarantees.

In calculating the present value of lease payments, the Group uses its incremental borrowing rate at the lease commencement date because the interest rate implicit in the lease is not readily determinable. After the commencement date, the amount of lease



# Notes to the Consolidated Financial Statements

## for the year ended March 31, 2020

liabilities is increased to reflect the accretion of interest and reduced for the lease payments made. In addition, the carrying amount of lease liabilities is remeasured if there is a modification, a change in the lease term, a change in the lease payments.

### (iii) Short-term leases and leases of low-value assets

The Group applies the short-term lease recognition exemption to its short-term leases of premises taken on rent and office equipment (i.e., those leases that have a lease term of 12 months or less from the commencement date and do not contain a purchase option). It also applies the lease of low-value assets recognition exemption to leases of office equipment that are considered to be low value. Lease payments on short-term leases and leases of low-value assets are recognised as expense on a straight-line basis over the lease term

#### Group as a lessor

Lease income from operating leases where the Company is a lessor is recognised in income on a straight-line basis over the lease term unless the receipts are structured to increase in line with expected general inflation to compensate for the expected inflationary cost increases. The respective leased assets are included in the Balance Sheet based on their nature.

#### Transition

Effective April 1, 2019, the Company adopted Ind AS 116, Leases and applied the standard to all lease contracts existing on April 1, 2019 using the modified retrospective method. Consequently, the Company recorded the lease liability at the present value of the lease payments discounted at the incremental borrowing rate and also recorded ROU assets at same value. Comparatives as at and for the year ended March 31, 2019 have not been retrospectively adjusted and therefore will continue to be reported under the accounting policies included as part of our Annual Report for year ended March 31, 2019.

## (e) Foreign currency translation

### (i) Functional and presentation currency

Items included in the financial statements of each of the Group's entities are measured using the currency of the primary economic environment in

which the entity operates ('the functional currency'). The Consolidated financial statements are presented in Indian Rupee (₹) which is Group's presentation currency unless stated otherwise.

### (ii) Transactions and balances

Foreign currency transactions are translated into the functional currency using the exchange rates at the dates of the transactions. Foreign exchange gains and losses resulting from the settlement of such transactions and from the translation of monetary assets and liabilities denominated in foreign currencies at year end exchange rates are recognised in the Statement of Profit and Loss in the period in which they arise and these are deferred in equity if they relate to qualifying cash flow hedges.

Foreign exchange gains and losses are presented in the Statement of Profit and Loss on a net basis within other gains/(losses).

### (iii) Group companies

The results and financial position of foreign operations (none of which has the currency of a hyperinflationary economy) that have a functional currency different from the presentation currency are translated into the presentation currency as follows:

- assets and liabilities are translated at the closing rate at the date of that consolidated Balance Sheet
- income and expenses are translated at average exchange rates (unless this is not a reasonable approximation of the cumulative effect of the rates prevailing on the transaction dates, in which case income and expenses are translated at the dates of the transactions), and
- all resulting exchange differences are recognised in Other Comprehensive Income.

On consolidation, exchange differences arising from the translation of any net investment in foreign entities, and of borrowings and other financial instruments designated as hedges of such investments, are recognised in Other Comprehensive Income. When a foreign operation is sold, the

# Notes to the Consolidated Financial Statements

## for the year ended March 31, 2020

associated exchange differences are reclassified to profit or loss, as part of the gain or loss on sale.

### (f) Impairment of non-financial assets

Non-financial assets are tested for impairment whenever events or changes in circumstances indicate that the carrying amount may not be recoverable. An impairment loss is recognised for the amount by which the asset's carrying amount exceeds its recoverable amount. The recoverable amount is the higher of an asset's fair value less costs of disposal and value in use. For the purposes of assessing impairment, assets are grouped at the lowest levels for which there are separately identifiable cash inflows which are largely independent of the cash inflows from other assets or groups of assets (cash-generating units). Non-financial assets that suffered impairment are reviewed for possible reversal of the impairment at the end of each reporting period.

If, at the reporting date there is an indication that a previously assessed impairment loss no longer exists, the recoverable amount is reassessed and the asset is reflected at the recoverable amount. Impairment losses previously recognised are accordingly reversed in the Statement of Profit and Loss.

### (g) Borrowing costs

Borrowing costs directly attributable to the acquisition, construction or production of a qualifying asset are capitalised during the period of time that is required to complete and prepare the asset for its intended use or sale. Qualifying assets are assets that necessarily take a substantial period of time to get ready for their intended use or sale. Other borrowing costs are expensed in the period in which they are incurred.

Borrowing costs consist of interest and other costs that an entity incurs in connection with the borrowing of funds.

### (h) Income tax

Income tax expense represents the sum of the tax currently payable and deferred tax.

#### (i) Current tax

The tax currently payable is based on taxable profit for the year. Taxable profit differs from 'profit before tax' as reported in the Statement of Profit and Loss because of items of income or expense that are

taxable or deductible in other years and items that are never taxable or deductible. The Group's current tax is calculated using tax rates that have been enacted or substantively enacted by the end of the reporting period.

#### (ii) Deferred tax

Deferred tax is recognised on temporary differences between the carrying amounts of assets and liabilities in the consolidated financial statements and the corresponding tax bases used in the computation of taxable profit. Deferred tax liabilities are generally recognised for all taxable temporary differences. Deferred tax assets are generally recognised for all deductible temporary differences, the carry forward of unused tax credits and unused tax losses to the extent that it is probable that taxable profits will be available against which those deductible temporary differences, the carry forward of unused tax credits and unused tax losses can be utilised. Such deferred tax assets and liabilities are not recognised if the temporary difference arises from the initial recognition (other than in a business combination) of assets and liabilities in a transaction that affects neither the taxable profit nor the accounting profit. In addition, deferred tax liabilities are not recognised if the temporary difference arises from the initial recognition of goodwill.

Deferred tax liabilities are recognised for taxable temporary differences associated with investments in subsidiaries and interests in joint ventures, except where Group is able to control the reversal of the temporary difference and it is probable that the temporary difference will not reverse in the foreseeable future. Deferred tax assets arising from deductible temporary difference associated with such investments and interests are only recognised to the extent that it is probable that there will be sufficient taxable profits against which to utilise the benefits of the temporary differences and they are expected to reverse in the foreseeable future.

The carrying amount of deferred tax assets is reviewed at the end of each reporting period and reduced to the extent that it is no longer probable that sufficient taxable profits will be available to allow all or part of the asset to be recovered.

# Notes to the Consolidated Financial Statements

## for the year ended March 31, 2020

Deferred tax liabilities and assets are measured at the tax rates that are expected to apply in the period in which the liability is settled or the asset realised, based on tax rates (and tax laws) that have been enacted or substantively enacted by the end of the reporting period.

The measurement of deferred tax liabilities and assets reflects the tax consequences that would follow from the manner in which the Group expects, at the end of the reporting period, to recover or settle the carrying amount of its assets and liabilities.

### (iii) Current and deferred tax for the year

Current and deferred tax are recognised in the Statement of Profit and Loss, except when they relate to items that are recognised in Other Comprehensive Income or directly in equity, in which case, the current and deferred tax are also recognised in Other Comprehensive Income or directly in equity respectively. Where current tax or deferred tax arises from the initial accounting for a business combination, the tax effect is included in the accounting for the business combination. The Group offsets current tax assets and current tax liabilities, where it has a legally enforceable right to setoff the recognised amounts and where it intends either to settle on a net basis, or to realise the asset and settle the liability simultaneously.

### (i) Property, plant and equipment

Property, plant and equipment are tangible items that are held for use in the production or supply for goods and services, rental to others or for administrative purposes and are expected to be used during more than one period. The cost of an item of property, plant and equipment shall be recognised as an asset if and only if it is probable that future economic benefits associated with the item will flow to the Group and the cost of the item can be measured reliably. Freehold land is carried at cost. All other items of property, plant and equipment are stated at cost less accumulated depreciation and accumulated impairment losses. Cost includes expenditure that is directly attributable to the acquisition of the items. Subsequent costs are included in the asset's carrying amount or recognised as a separate asset, as appropriate, only when it is probable that future economic benefits associated with the item will flow to the Group and the cost of the item can be measured reliably.

Each part of item of property, plant and equipment, if significant in relation to the total cost of the item, is depreciated separately. Further, parts of plant and equipment that are technically advised to be replaced at prescribed intervals/period of operation, insurance spares and cost of inspection/overhauling are depreciated separately based on their specific useful life provided these are of significant amounts commensurate with the size of the Group and scale of its operations. The carrying amount of any equipment / inspection / overhauling accounted for as separate asset is derecognised when replaced. All other repairs and maintenance are charged to profit or loss during the reporting period in which they are incurred.

An item of property, plant and equipment is derecognised upon disposal or when no future economic benefits are expected to arise from the continued use of the asset. Any gain or loss arising on the disposal or retirement of an item of property, plant and equipment is determined as the difference between the sales proceeds and the carrying amount of the asset and is recognised in the Statement of Profit and Loss.

### Depreciation methods, estimated useful lives and residual value

Depreciation commences when the assets are ready for their intended use. Depreciation is calculated using the straight-line method to allocate their cost, net of their residual values, over their estimated useful lives.

The management has estimated the useful lives and residual values of all property, plant and equipment and adopted useful lives as stated in Schedule II which are as follows:

Class of assets	Useful life
Building	5- 60 Years
Plant and Equipment	15 Years
Office Equipment	5 Years
Furniture and Fixtures	10 Years
Vehicle	10 Years
Computers	3-6 Years

The residual value of property, plant and equipment has been considered 5% or less of the original cost of assets as applicable.

# Notes to the Consolidated Financial Statements

## for the year ended March 31, 2020

- On the basis of technical assessment involving technology obsolescence and past experience:
  - o patterns, tools, jigs, fixtures etc. are depreciated over three years.
  - o machinery spares are depreciated over a life ranging from three to five years.
- Assets costing less than ₹ 5,000/- are fully depreciated in the year of purchase.

The estimated useful lives, residual values and depreciation method are reviewed at the end of each reporting period, with the effect of any changes in estimate accounted for on a prospective basis.

The property, plant and equipment acquired under finance leases is depreciated over the asset's useful life or over the shorter of the asset's useful life and the lease term if there is no reasonable certainty that the Group will obtain ownership at the end of the lease term.

### Transition to Ind AS

On transition to Ind AS, the Group has elected to continue with the carrying value of all of its property, plant and equipment recognised as at 1 April 2015 (transition date) measured as per the previous GAAP and use that carrying value as the deemed cost of property, plant and equipment.

## (j) Intangible assets

Intangible assets are carried at cost less accumulated amortisation and accumulated impairment losses. Amortisation is recognised on a straight-line basis over their estimated useful lives. The estimated useful life and amortisation method are reviewed at the end of each reporting period, with the effect of any changes in estimate being accounted for on a prospective basis.

Estimated useful lives of the intangible assets are as follows:

Assets	Estimated useful life
Computer software	3 – 5 Years
Website development cost	3 Years
Designs and drawings	6 Years

An intangible asset is derecognised on disposal, or when no future economic benefits are expected from use or disposal. Gains or losses arising from derecognition of an intangible asset, measured as the difference between the net disposal proceeds and the carrying amount of the asset, are recognised in the Statement of Profit and Loss when the asset is derecognised.

### Research and development costs

Research costs are expensed as incurred. Development expenditures on an individual project are recognised as an intangible asset when the Group can demonstrate:

- the technical feasibility of completing the intangible asset so that the asset will be available for use or sale;
- its intention to complete and its ability and intention to use or sell the asset;
- how the asset will generate probable future economic benefits;
- the availability of adequate technical, financial and other resources to complete the development and to use or sell the asset; and
- the ability to measure reliably the expenditure attributable to asset during its development.

The amount initially recognised for intangible assets is the sum of the expenditure incurred from the date when the intangible asset first meets the recognition criteria listed above. Where no intangible assets can be recognised, development expenditure is recognised in the Statement of Profit and Loss in the period in which it is incurred. Subsequent to initial recognition, such intangible assets are reported at cost less accumulated amortisation and accumulated impairment losses, on the same basis as of acquired intangible assets.

### Transition to Ind AS

On transition to Ind AS, the Group has elected to continue with the carrying value of all of its intangible assets recognised as at 1 April 2015 (transition date) measured as per the previous GAAP and use that carrying value as the deemed cost of intangible assets .

# Notes to the Consolidated Financial Statements

## for the year ended March 31, 2020

### (k) Inventories

- (i) Inventories of raw materials, components, stores and spares are valued at lower of cost and net realizable value. Cost for the purpose of valuation of such inventories is determined on weighted average basis. Net realizable value is the estimated selling price in the ordinary course of business less the estimated costs of completion and the estimated costs necessary to make the sale.
- (ii) Finished goods and work-in-progress are valued at lower of cost and net realizable value. The cost of finished goods and work-in-progress includes raw material costs, direct cost of conversion and proportionate allocation of indirect costs incurred in bringing the inventories to their present location and condition.

### (l) Non-current assets held for sale

Non-current assets are classified as held for sale if their carrying amount will be recovered principally through a sale transaction rather than through continuing use. This condition is regarded as met only when the asset is available for immediate sale in its present condition subject only to terms that are usual and customary for sales of such asset and its sale is highly probable. Management must be committed to the sale. They are measured at the lower of their carrying amount and fair value less costs to sell. Non-current assets classified as held for sale are presented separately in the Balance Sheet.”

Property, plant and equipment and intangible assets once classified as held for sale are not depreciated or amortised.

### (m) Provisions

Provisions are recognised when the Group has a present obligation (legal or constructive) as a result of a past event, it is probable that the Group will be required to settle the obligation, and a reliable estimate can be made of the amount of the obligation.

The amount recognised as a provision is the best estimate of the consideration required to settle the present obligation at the end of the reporting period, taking into account the risks and uncertainties surrounding the obligation. When the effect of the time value of money is material, provisions are determined by discounting the

expected future cash flows at a pre-tax rate that reflects current market assessments of the time value of money and the risks specific to the liability. The increase in the provision due to the passage of time is recognised as interest expense.

When some or all of the economic benefits required to settle a provision are expected to be recovered from a third party, a receivable is recognised as an asset if it is virtually certain that reimbursement will be received and the amount of the receivable can be measured reliably.

### (n) Employee benefits

#### (i) Short-term obligations

Liabilities for wages and salaries, including non-monetary benefits that are expected to be settled wholly within twelve months after the end of the period in which the employees render the related service are recognised in respect of employees' services up to the end of the reporting period and are measured at the undiscounted amounts expected to be paid when the liabilities are settled. The liabilities are presented as current benefit obligations in the Balance Sheet.

#### (ii) Other long-term employee benefit obligations

Other long-term employee benefits include earned leaves, sick leaves and employee retention bonus.

#### Earned leaves and sick leaves

The liabilities for earned leaves and sick leaves are not expected to be settled wholly within twelve months after the end of the period in which the employees render the related service. They are therefore measured at the present value of expected future payments to be made in respect of services provided by employees up to the end of the reporting period using the projected unit credit method, with actuarial valuations being carried out at the end of each annual reporting period. The benefits are discounted using the market yields at the end of the reporting period that have terms approximating to the terms of the related obligation. Remeasurements as a result of experience adjustments and changes in actuarial assumptions are recognised in the Statement of Profit and Loss. The obligations are presented as provisions in the Balance Sheet.

# Notes to the Consolidated Financial Statements

## for the year ended March 31, 2020

### Employee retention bonus

The Group, as a part of retention policy, pays retention bonus to certain employees after completion of specified period of service. The timing of the outflows is expected to be within a period of five years. They are therefore measured at the present value of expected future payments at the end of each annual reporting period in accordance with management best estimates. This cost is included in employee benefit expense in the Statement of Profit and Loss with corresponding provisions in the Balance Sheet.

### (iii) Post-employment obligations

The Group operates the following post-employment schemes:

- defined benefit plan towards payment of gratuity; and
- defined contribution plans towards provident fund & employee pension scheme, employee state insurance and superannuation scheme.

### Defined benefit plans

The Group provides for gratuity obligations through a defined benefit retirement plan (the 'Gratuity Plan') covering all employees. The Gratuity Plan provides a lump sum payment to vested employees at retirement/termination of employment or death of an employee, based on the respective employees' salary and years of employment with the Group.

The liability or asset recognised in the consolidated Balance Sheet in respect of the defined benefit plan is the present value of the defined benefit obligation at the end of the reporting period less the fair value of plan assets. The present value of the defined benefit obligation in respect of employees of the Parent is determined using projected unit credit method by discounting the estimated future cash outflows by reference to market yields at the end of the reporting period on government bonds that have terms approximating to the terms of the related obligation, with actuarial valuations being carried out at the end of each annual reporting period. In view of short duration of employment contracts, obligations under defined benefits plan for the employees of foreign subsidiary companies of the Parent is determined

using management estimates based upon the laws applicable of the concerned country.

The net interest cost is calculated by applying the discount rate to the net balance of the defined benefit obligation and the fair value of plan assets. This cost is included in employee benefit expense in the Statement of Profit and Loss. Remeasurement gains and losses arising from experience adjustments and changes in actuarial assumptions are recognised in the period in which they occur, directly in Other Comprehensive Income. They are included in retained earnings in the Statement of Changes in Equity and in the Consolidated Balance Sheet.

### Defined contribution plans

Defined contribution plans are retirement benefit plans under which the Group pays fixed contributions to separate entities (funds) or financial institutions or state managed benefit schemes. The Group has no further payment obligations once the contributions have been paid. The defined contributions plans are recognised as employee benefit expense when they are due. Prepaid contributions are recognised as an asset to the extent that a cash refund or a reduction in the future payments is available.

- Provident Fund Plan & Employee Pension Scheme  
The Group makes monthly contributions at prescribed rates towards Employees' Provident Fund/ Employees' Pension Scheme to a Fund administered and managed by the Government of India.
- Employee State Insurance  
The Group makes prescribed monthly contributions towards Employees' State Insurance Scheme.
- Superannuation Scheme  
The Group contributes towards a fund established by the Group to provide superannuation benefit to certain employees in terms of Group Superannuation Policies entered into by such fund with the Life Insurance Corporation of India.

# Notes to the Consolidated Financial Statements

## for the year ended March 31, 2020

- Other defined contribution plans

The Group, in respect of employees engaged in foreign countries, contributes towards employee benefit plans, in accordance with prevailing laws in such countries, to funds which are administered and managed by the respective government authorities

### (o) Dividends

Provision is made for the amount of any dividend declared, being appropriately authorised and no longer at the discretion of the Group, on or before the end of the reporting period but not distributed by the end of the reporting period.

### (p) Cash and cash equivalents

Cash and cash equivalents includes cash on hand, other short-term, highly liquid investments with original maturities of three month or less that are readily convertible into known amount of cash and which are subject to an insignificant risk of changes in value.

### (q) Earnings per share

Basic earnings per share are calculated by dividing the net profit or loss for the year attributable to equity shareholders by the weighted average number of equity shares outstanding during the year.

For the purpose of calculating diluted earnings per share, the net profit or loss for the year attributable to equity shareholders and the weighted average number of shares outstanding during the year are adjusted for the effects of all dilutive potential equity shares.

### (r) Financial assets

#### (i) Classification

The Group classifies its financial assets in the following measurement categories:

- those to be measured subsequently at fair value (either through Other Comprehensive Income, or through profit or loss), and
- those measured at amortised cost.

The classification depends on the Group's business model for managing the financial assets and the contractual terms of the cash flows.

For assets measured at fair value, gains and losses will either be recorded in profit or loss or Other Comprehensive Income. For assets in the nature of debt instruments, this will depend on the business model. For assets in the nature of equity instruments, this will depend on whether the Group has made an irrevocable election at the time of initial recognition to account for the equity instrument at fair value through Other Comprehensive Income.

The Group reclassifies debt instruments when and only when its business model for managing those assets changes.

#### (ii) Measurement

At initial recognition, the Group measures a financial asset at its fair value plus, in the case of a financial asset not measured at fair value through profit or loss, transaction costs that are directly attributable to the acquisition of the financial asset. Transaction costs of financial assets carried at fair value through profit or loss are expensed in profit or loss.

#### Debt instruments

Subsequent measurement of debt instruments depends on the Group's business model for managing the asset and the cash flow characteristics of the asset. There are three measurement categories into which the Group classifies its debt instruments:

- Amortised cost: Assets that are held for collection of contractual cash flows where those cash flows represent solely payments of principal and interest are measured at amortised cost. A gain or loss on a debt investment that is subsequently measured at amortised cost is recognised in profit or loss when the asset is derecognised or impaired. Interest income from these financial assets is recognised using the effective interest rate method.
- Fair value through Other Comprehensive Income (FVTOCI): Assets that are held for collection of contractual cash flows and for selling the financial assets, where the assets' cash flows represent solely payments of principal and interest, are measured at fair

# Notes to the Consolidated Financial Statements

## for the year ended March 31, 2020

value through Other Comprehensive Income (FVTOCI). Movements in the carrying amount are taken through OCI, except for the recognition of impairment gains or losses, interest revenue and foreign exchange gains and losses which are recognised in the Statement of Profit and Loss. When the financial asset is derecognised, the cumulative gain or loss previously recognised in OCI is reclassified from equity to profit or loss and recognised in other gains/ (losses). Interest income from these financial assets is included in other income using the effective interest rate method.

- Fair value through profit or loss (FVTPL): Assets that do not meet the criteria for amortised cost or FVTOCI are measured at fair value through profit or loss. A gain or loss on a debt investment that is subsequently measured at fair value through profit or loss is recognised in profit or loss and presented net in the Statement of Profit and Loss within other gains/(losses) in the period in which it arises. Interest income from these financial assets is included in other income.

### Equity instruments

The Group subsequently measures all equity investments at fair value, except for equity investments in joint venture where the Group has the option to either measure it at cost or fair value. The Group has opted to measure equity investments in joint venture at cost. Where the Group's management elects to present fair value gains and losses on equity investments in Other Comprehensive Income, there is no subsequent reclassification of fair value gains and losses to profit or loss. Dividends from such investments are recognised in profit or loss as other income when the Group's right to receive payments is established.

### (iii) Impairment of financial assets

In accordance with Ind AS 109 Financial Instruments, the Group applies expected credit loss (ECL) model for measurement and recognition of impairment loss associated with its financial assets carried at amortised cost and FVTOCI debt instruments.

For trade receivables or any contractual right to receive cash or another financial asset that result from transactions that are within the scope of Ind AS 115 Revenue from contracts with customers, the Group applies simplified approach permitted by Ind AS 109 Financial Instruments, which requires expected life time losses to be recognised after initial recognition of receivables. For recognition of impairment loss on other financial assets and risk exposure, the Group determines whether there has been a significant increase in the credit risk since initial recognition. If credit risk has not increased significantly, twelve months ECL is used to provide for impairment loss. However, if credit risk has increased significantly, lifetime ECL is used. If, in a subsequent period, credit quality of the instrument improves such that there is no longer a significant increase in credit risk since initial recognition, then the entity reverts to recognising impairment loss allowance based on twelve-months ECL.

ECL represents expected credit loss resulting from all possible defaults and is the difference between all contractual cash flows that are due to the Group in accordance with the contract and all the cash flows that the entity expects to receive, discounted at the original effective interest rate. While determining cash flows, cash flows from the sale of collateral held or other credit enhancements that are integral to the contractual terms are also considered.

ECL is determined with reference to historically observed default rates over the expected life of the trade receivables and is adjusted for forward looking estimates. Note 38 details how the Group determines expected credit loss.

### (iv) Derecognition of financial assets

A financial asset is derecognised only when

- the Group has transferred the rights to receive cash flows from the financial asset; or
- retains the contractual rights to receive the cash flows of the financial asset, but assumes a contractual obligation to pay the cash flows to one or more recipients.



# Notes to the Consolidated Financial Statements

## for the year ended March 31, 2020

Where the Group has transferred an asset, it evaluates whether it has transferred substantially all risks and rewards of ownership of the financial asset. In such cases, the financial asset is derecognised. Where the Group has not transferred substantially all risks and rewards of ownership of the financial asset, the financial asset is not derecognised.

Where the Group has neither transferred a financial asset nor retained substantially all risks and rewards of ownership of the financial asset, the financial asset is derecognised if the Group has not retained control of the financial asset. Where the Group retains control of the financial asset, the asset is continued to be recognised to the extent of continuing involvement in the financial asset.

On derecognition of a financial asset in its entirety, the difference between the asset's carrying amount and the sum of the consideration received and receivable and the cumulative gain or loss that had been recognised in Other Comprehensive Income and accumulated in equity is recognised in profit or loss if such gain or loss would have otherwise been recognised in profit or loss on disposal of that financial asset.

On derecognition of a financial asset other than in its entirety, the Group allocates the previous carrying amount of the financial asset between the part it continues to recognise under continuing involvement, and the part it no longer recognises on the basis of the relative fair values of those parts on the date of the transfer. The difference between the carrying amount allocated to the part that is no longer recognised and the sum of the consideration received for the part no longer recognised and any cumulative gain or loss allocated to it that had been recognised in Other Comprehensive Income is recognised in profit or loss if such gain or loss would have otherwise been recognised in profit or loss on disposal of that financial asset. A cumulative gain or loss that had been recognised in Other Comprehensive

Income is allocated between the part that continues to be recognised and the part that is no longer recognised on the basis of the relative fair values of those parts.

### (v) Effective interest method

The effective interest method is a method of calculating the amortised cost of a debt instrument and of allocating interest income over the relevant period. The effective interest rate is the rate that exactly discounts estimated future cash receipts through the expected life of the financial asset to the gross carrying amount of a financial asset. When calculating the effective interest rate, the Group estimates the expected cash flows by considering all the contractual terms of the financial instrument but does not consider the expected credit losses. Income is recognised on an effective interest basis for debt instruments other than those financial assets classified as at FVTPL.

### (s) Financial liabilities and equity instruments

#### (i) Classification

Debt and equity instruments issued by the Group are classified as either financial liabilities or as equity in accordance with the substance of the contractual arrangements and the definitions of a financial liability and an equity instrument.

#### Equity instruments

An equity instrument is any contract that evidences a residual interest in the assets of the Group after deducting all of its liabilities.

#### Financial liabilities

The Group classifies its financial liabilities in the following measurement categories:

- those to be measured subsequently at fair value through profit or loss, and
- those measured at amortised cost.

Financial liabilities are classified as at FVTPL when the financial liability is held for trading or it is designated as at FVTPL, other financial liabilities are measured at amortised cost at the end of subsequent accounting periods.

# Notes to the Consolidated Financial Statements

## for the year ended March 31, 2020

### (ii) Measurement

#### Equity instruments

Equity instruments issued by the Group are recognised at the proceeds received. Transaction cost of equity transactions shall be accounted for as a deduction from equity.

#### Financial liabilities

At initial recognition, the Group measures a financial liability at its fair value net of, in the case of a financial liability not measured at fair value through profit or loss, transaction costs that are directly attributable to the issue of the financial liability. Transaction costs of financial liability carried at fair value through profit or loss are expensed in profit or loss.

Subsequent measurement of financial liabilities depends on the classification of financial liabilities. There are two measurement categories into which the Group classifies its financial liabilities:

- Fair value through profit or loss (FVTPL): Financial liabilities are classified as at FVTPL when the financial liability is held for trading or it is designated as at FVTPL. Financial liabilities at FVTPL are stated at fair value, with any gains or losses arising on remeasurement recognised in profit or loss.
- Amortised cost: Financial liabilities that are not held-for-trading and are not designated as at FVTPL are measured at amortised cost at the end of subsequent accounting periods. The carrying amounts of financial liabilities that are subsequently measured at amortised cost are determined based on the effective interest method. Interest expense that is not capitalised as part of costs of an asset is included in the 'Finance costs' line item.

### (iii) Derecognition

#### Equity instruments

Repurchase of the Group's own equity instruments is recognised and deducted directly in equity. No gain or loss is recognised in profit or loss on the purchase, sale, issue or cancellation of the Group's own equity instruments.

#### Financial liabilities

The Group derecognises financial liabilities when, and only when, the Group's obligations are discharged, cancelled or have expired. An exchange with a lender of debt instruments with substantially different terms is accounted for as an extinguishment of the original financial liability and the recognition of a new financial liability. Similarly, a substantial modification of the terms of an existing financial liability (whether or not attributable to the financial difficulty of the debtor) is accounted for as an extinguishment of the original financial liability and the recognition of a new financial liability. The difference between the carrying amount of the financial liability derecognised and the consideration paid and payable is recognised in profit or loss.

### (iv) Effective interest method

The effective interest method is a method of calculating the amortised cost of a financial liability and of allocating interest expense over the relevant period. The effective interest rate is the rate that exactly discounts estimated future cash payments through the expected life of the financial liability to the gross carrying amount of a financial liability.

### (v) Foreign exchange gains and losses

For financial liabilities that are denominated in a foreign currency and are measured at amortised cost at the end of each reporting period, the foreign exchange gains and losses are determined based on the amortised cost of the instruments and are recognised in 'Other income'. The fair value of financial liabilities denominated in a foreign currency is determined in that foreign currency and translated at the spot rate at the end of the reporting period.

### (t) Offsetting financial instruments

Financial assets and liabilities are offset and the net amount is reported in the Balance Sheet where there is a legally enforceable right to offset the recognised amounts and there is an intention to settle on a net basis or realise the asset and settle the liability simultaneously. The legally enforceable right must not be contingent on future events and must be enforceable in the normal course of business and in the event of default, insolvency or bankruptcy of the Group or the counterparty.

# Notes to the Consolidated Financial Statements

## for the year ended March 31, 2020

### (u) Fair value of financial instruments

Fair value measurements are categorised into Level 1, 2 or 3 based on the degree to which the inputs to the fair value measurements are observable and the significance of the inputs to the fair value measurement in its entirety, which are described as follows:

- Level 1 inputs are quoted prices (unadjusted) in active markets for identical assets or liabilities that the Group can access at the measurement date;
- Level 2 inputs are inputs, other than quoted prices included within Level 1, that are observable for the asset or liability, either directly or indirectly; and
- Level 3 inputs are unobservable inputs for the asset or liability.

### (v) Derivative financial instruments and hedge accounting

The Group uses derivative financial instruments i.e. forward currency contracts to hedge its foreign currency risks. These derivative financial instruments are initially recognised at fair value on the date on which a derivative contract is entered into and are subsequently re-measured at fair value. Derivatives are carried as financial assets when the fair value is positive and as financial liabilities when the fair value is negative.

For the purpose of hedge accounting, the Group has classified hedges as Cash flow hedges wherein it hedges the exposure to the variability in cash flows that is either attributable to a particular risk associated with a recognised asset or liability or a highly probable forecast transaction or the foreign currency risk in an unrecognised firm commitment.

At the inception of a hedge relationship, the Group formally designates and documents the hedge relationship to which the Group contemplates to apply hedge accounting and the risk management objective and strategy for undertaking the hedge in compliance with Group's hedge policy. The documentation includes the Group's risk management objective and strategy for undertaking hedge, the hedging/economic relationship, the hedged item or transaction, the nature of the risk being hedged, hedge ratio and how the entity will assess the effectiveness of changes in the hedging instrument's fair value in offsetting the exposure

to changes in the hedged item's fair value or cash flows attributable to the hedged risk. Such hedges are expected to be highly effective in achieving offsetting changes in fair value or cash flows and are assessed on an ongoing basis to determine that they actually have been highly effective throughout the financial reporting periods for which they were designated. Any hedge ineffectiveness is calculated and accounted for in Statement of profit or loss at the time of hedge relationship rebalancing.

The effective portion of changes in the fair value of the hedging instruments is recognised in Other Comprehensive Income and accumulated in the cash flow hedging reserve. Such amounts are reclassified in to the profit or loss when the related hedge items affect profit or loss, such as when the hedged financial income or financial expense is recognised or when a forecast sale occurs. When the hedged item is the cost of a non-financial asset or non-financial liability, the amounts recognised as OCI are transferred to the initial carrying amount of the non-financial asset or liability.

Any ineffective portion of changes in the fair value of the derivative or if the hedging instrument no longer meets the criteria for hedge accounting, is recognised immediately in profit or loss. If the hedging relationship ceases to meet the effectiveness conditions, hedge accounting is discontinued and the related gain or loss is held in cash flow hedging reserve until the forecast transaction occurs

### Note 2: Critical accounting judgements and key sources of estimation uncertainty

The preparation of consolidated financial statements requires the use of accounting estimates which, by definition, will seldom equal the actual results. Management also needs to exercise judgement in applying the Group's accounting policies.

This note provides an overview of the areas that involved a higher degree of judgement or complexity, and of items which are more likely to be materially adjusted due to estimates and assumptions turning out to be different than those originally assessed.

Estimates and judgements are continually evaluated. They are based on historical experience and other factors, including expectations of future events that may have a financial impact on the Group and that are believed to be reasonable under the circumstances.

# Notes to the Consolidated Financial Statements

## for the year ended March 31, 2020

### (a) Critical accounting judgements

In the process of applying the Group's accounting policies, management has made the following judgement, which has the most significant effect on the amounts recognised in the financial statements:

#### (i) Classification of GE Triveni Limited as a Joint Venture

The Group holds more than 50% stake in the equity share capital (i.e. holding 8,000,001 equity shares out of total 16,000,000 equity shares) of GE Triveni Limited (GETL) and the balance share capital is being held by DI Netherland B.V. By virtue of agreements between the shareholders, relevant terms of which are enshrined in the Articles of Association of GETL, it has been considered that the Group has joint control over GETL alongwith the other shareholder since unanimous consent of both the shareholders is required in respect of significant financial, operating, strategic and managerial decisions. Accordingly investments in equity shares of GETL is classified as investment in joint venture and has been accounted for under equity method of accounting in the consolidated financial statements.

### (b) Key sources of estimation uncertainty

The following are the key assumptions concerning the future, and other key sources of estimation uncertainty at the end of the reporting period that may have a significant risk of causing a material adjustment to the carrying amounts of assets and liabilities within the next financial year.

#### (i) Write-downs of Inventory

The Group write-downs the inventories to net realisable value on account of obsolete and slow-moving inventories, which is recognised on case to case basis based on the management's assessment.

The Group uses following significant judgements to ascertain value for write-downs of inventories to net realisable:

- a) nature of inventories mainly comprise of iron, steel, forging and casting which are non-perishable in nature;
- b) probability of decrease in the realisable value of slow moving inventory due to obsolesce or not

having an alternative use is low considering the fact that these can also be used after necessary engineering modification;

- c) maintaining appropriate inventory levels for after sales services considering the long useful life of the product.

#### (ii) Employee benefit plans

The cost of the defined benefit plans and other long term employee benefits and the present value of the obligation thereon are determined using actuarial valuations. An actuarial valuation involves making various assumptions that may differ from actual developments in the future. These include the determination of the discount rate, future salary increases, attrition and mortality rates. Due to the complexities involved in the valuation and its long-term nature, obligation amount is highly sensitive to changes in these assumptions.

The parameter most subject to change is the discount rate. In determining the appropriate discount rate for plans, the management considers the interest rates of government bonds. Future salary increases are based on expected future inflation rates and expected salary trends in the industry. Attrition rates are considered based on past observable data on employees leaving the services of the Group. The mortality rate is based on publicly available mortality tables. Those mortality tables tend to change only at interval in response to demographic changes. See note 35 for further disclosures.

#### (iii) Provision for warranty claims

The Group, in the usual course of sale of its products, gives warranties on certain products and services, undertaking to repair or replace the items that fail to perform satisfactorily during the specified warranty period. Provisions made represent the amount of expected cost of meeting such obligations of rectifications / replacements based on best estimate considering the historical warranty claim information and any recent trends that may suggest future claims could differ from historical amounts. The assumptions made in relation to the current period are consistent with those in the prior years.

# Notes to the Consolidated Financial Statements

for the year ended March 31, 2020

**(iv) Provision for liquidated damages**

It represents the potential liability which may arise from contractual obligation towards customers with respect to matters relating to delivery and performance of the Group's products. The provision represents the amount estimated to meet the cost of such obligations based on best estimate considering the historical trends, merits of the case and apportionment of delays between the contracting parties.

**(v) Provision for litigations and contingencies**

The provision for litigations and contingencies are determined based on evaluation made by the management of the present obligation arising from past events the settlement of which is expected to result in outflow of resources embodying economic benefits, which involves judgements around estimating the ultimate outcome of such past events and measurement of the obligation amount.

**(vi) Useful life and residual value of plant, property and equipment and intangible assets**

The useful life and residual value of plant, property and equipment and intangible assets are determined

based on technical evaluation made by the management of the expected usage of the asset, the physical wear and tear and technical or commercial obsolescence of the asset. Due to the judgements involved in such estimations, the useful life and residual value are sensitive to the actual usage in future period.

**(vii) Tax charge on intangible assets recognised at time of vesting of turbine business**

The Group has been claiming allowance for depreciation on written down value method on certain intangibles recognised upon vesting of the steam turbine business in earlier years pursuant to a scheme of demerger. While such claims for certain years have been adjudicated in favor of the Group at the first appellate stage, the Revenue department has consistently disallowed the same in tax assessments. In view of uncertainty with regard to the ultimate decision in such matter at higher judicial forums, the Group has not considered the benefit of the aforesaid favorable decisions and has continued to recognise charge for tax without considering depreciation benefits on such intangible assets, the tax effect of which aggregates to ₹ 183.88 Million till March 31, 2020 (March 31, 2019: ₹ 187.44 Million)

# Notes to the Consolidated Financial Statements

for the year ended March 31, 2020

## Note 3: Property, plant and equipment and capital work-in-progress

	Property, plant and equipment										Capital work-in-progress
	Freehold Land	Leasehold Land	Buildings	Plant and Equipment	Office Equipment	Furniture & Fixtures	Vehicles	Computers	Right of Use assets	Total	
<b>Year ended March 31, 2019</b>											
<b>Gross carrying amount</b>											
Opening gross carrying amount	36.42	388.65	1,105.68	920.96	23.07	56.81	43.16	51.20	-	2,625.95	385.10
Additions	-	-	64.36	400.78	2.53	3.26	1.37	2.97	-	475.27	46.64
Disposals	-	-	(1.97)	(0.62)	(0.08)	(0.55)	(2.20)	(0.55)	-	(5.42)	-
Transfer	-	-	-	-	-	-	-	-	-	-	(388.40)
<b>Closing gross carrying amount</b>	<b>36.42</b>	<b>388.65</b>	<b>1,170.04</b>	<b>1,319.77</b>	<b>24.98</b>	<b>59.99</b>	<b>42.33</b>	<b>53.62</b>	-	<b>3,095.80</b>	<b>43.34</b>
<b>Accumulated depreciation</b>											
Opening accumulated depreciation	-	-	56.36	294.36	9.40	15.24	13.47	27.60	-	416.43	-
Depreciation charge during the year	-	-	38.51	111.64	3.96	6.05	5.83	7.75	-	173.74	-
Disposals	-	-	-	(1.24)	(0.54)	(0.88)	(0.88)	(0.55)	-	(3.27)	-
<b>Closing accumulated depreciation</b>	<b>-</b>	<b>-</b>	<b>94.87</b>	<b>404.76</b>	<b>12.82</b>	<b>21.23</b>	<b>18.42</b>	<b>34.80</b>	-	<b>586.90</b>	<b>-</b>
<b>Net carrying amount</b>	<b>36.42</b>	<b>388.65</b>	<b>1,075.17</b>	<b>915.01</b>	<b>12.16</b>	<b>38.76</b>	<b>23.91</b>	<b>18.82</b>	-	<b>2,508.90</b>	<b>43.34</b>
<b>Year ended March 31, 2020</b>											
<b>Gross carrying amount</b>											
Opening gross carrying amount	36.42	388.65	1,170.04	1,319.77	24.98	59.99	42.33	53.62	-	3,095.80	43.34
Additions	-	-	4.45	37.85	2.07	2.51	14.19	1.73	-	62.80	31.50
Impact on account of transition to Ind AS 116 [refer note (v) below]	-	-	-	(36.93)	-	-	(1.06)	(1.55)	-	(39.54)	-
Disposals	-	-	-	-	-	-	-	-	-	-	(11.12)
Transfer	-	-	-	-	-	-	-	-	-	-	-
<b>Closing gross carrying amount</b>	<b>36.42</b>	<b>388.65</b>	<b>1,174.49</b>	<b>1,320.69</b>	<b>27.05</b>	<b>62.50</b>	<b>55.46</b>	<b>53.80</b>	<b>34.01</b>	<b>3,153.07</b>	<b>63.72</b>
<b>Accumulated depreciation</b>											
Opening accumulated depreciation	-	-	94.87	404.76	12.82	21.23	18.42	34.80	-	586.90	-
Depreciation charge during the year	-	-	39.20	110.73	4.08	5.92	5.39	6.15	7.13	178.60	-
Disposals	-	-	-	(36.90)	-	-	(0.55)	(1.47)	-	(38.92)	-
<b>Closing accumulated depreciation</b>	<b>-</b>	<b>-</b>	<b>134.07</b>	<b>478.59</b>	<b>16.90</b>	<b>27.15</b>	<b>23.26</b>	<b>39.48</b>	<b>7.13</b>	<b>726.58</b>	<b>-</b>
<b>Net carrying amount</b>	<b>36.42</b>	<b>388.65</b>	<b>1,040.42</b>	<b>842.10</b>	<b>10.15</b>	<b>35.35</b>	<b>32.20</b>	<b>14.32</b>	<b>26.88</b>	<b>2,426.49</b>	<b>63.72</b>

### Notes:

#### (i) Leased assets

The leasehold land above represents land at Sompura, acquired by the Group during financial year 2014-15 from Karnataka Industrial Areas Development Board, on a lease-cum-sale basis. The land is under lease for initial period of ten years thereafter the ownership of the land will be transferred in favour of the Group [refer note 42(ii)].

#### (ii) Restrictions on property, plant and equipment

Refer note 15 and 17 for information on charges created on property, plant and equipment.

#### (iii) Contractual commitments

Refer note 43 for disclosure of contractual commitments for the acquisition of property, plant and equipment.

#### (iv) Capital work-in-progress

Capital work-in-progress mainly comprises of extension of factory building at Sompura manufacturing facility.

#### (v) Right of use assets

Right of use assets represents certain office premises, office equipment and vehicles taken on lease and has been accounted in accordance with Ind AS 116 "Leases" [Refer note 42 (ii)].

# Notes to the Consolidated Financial Statements

for the year ended March 31, 2020

## Note 4: Intangible assets

(₹ in Million)

	Computer software	Website	Design and drawings	Total
<b>Year ended March 31, 2019</b>				
<b>Gross carrying amount</b>				
Opening gross carrying amount	77.14	1.42	37.51	116.07
Additions	10.36	-	5.76	16.12
Disposals	(0.32)	-	-	(0.32)
<b>Closing gross carrying amount</b>	<b>87.18</b>	<b>1.42</b>	<b>43.27</b>	<b>131.87</b>
<b>Accumulated amortisation</b>				
Opening accumulated amortisation	42.72	1.27	24.98	68.97
Amortisation charge for the year	20.56	0.15	6.79	27.50
Disposals	(0.32)	-	-	(0.32)
<b>Closing accumulated amortisation</b>	<b>62.96</b>	<b>1.42</b>	<b>31.77</b>	<b>96.15</b>
<b>Closing net carrying amount</b>	<b>24.22</b>	<b>-</b>	<b>11.50</b>	<b>35.72</b>
<b>Year ended March 31, 2020</b>				
<b>Gross carrying amount</b>				
Opening gross carrying amount	87.18	1.42	43.27	131.87
Additions	22.32	-	2.92	25.24
Disposals	-	-	-	-
<b>Closing gross carrying amount</b>	<b>109.50</b>	<b>1.42</b>	<b>46.19</b>	<b>157.11</b>
<b>Accumulated amortisation</b>				
Opening accumulated amortisation	62.96	1.42	31.77	96.15
Amortisation charge for the year	16.97	-	5.50	22.47
Disposals	-	-	-	-
<b>Closing accumulated amortisation</b>	<b>79.93</b>	<b>1.42</b>	<b>37.27</b>	<b>118.62</b>
<b>Closing net carrying amount</b>	<b>29.57</b>	<b>-</b>	<b>8.92</b>	<b>38.49</b>

(i) All intangible assets disclosed above represents acquired intangible assets.

# Notes to the Consolidated Financial Statements

for the year ended March 31, 2020

## Note 5: Investments

### (a) Investments accounted for using the equity method

	(₹ in Million)	
	31-Mar-20	31-Mar-19
<b>At cost</b>		
<b>Unquoted investments (fully paid-up)</b>		
<b>Investments in equity instruments</b>		
- <b>of joint venture</b>		
8,000,001 (March 31, 2019: 8,000,001) Equity shares of ₹ 10/- each of GE Triveni Limited (refer note 2 (a) (i) and note 17 (ii) and note 40(ii))	229.12	138.29
<b>Total investments accounted for using the equity method</b>	<b>229.12</b>	<b>138.29</b>
<b>Total investments accounted for using the equity method</b>	<b>229.12</b>	<b>138.29</b>
Aggregate amount of quoted investments and market value thereof	-	-
Aggregate amount of unquoted investments	229.12	138.29
Aggregate amount of impairment in the value of investments	-	-

### (b) Current investments

	(₹ in Million)	
	31-Mar-20	31-Mar-19
<b>At fair value through Profit and Loss (P&amp;L)</b>		
<b>Unquoted investments</b>		
<b>Investments in mutual funds</b>		
2,580,732 (March 31, 2019: Nil) DSP Saving Fund - Direct Plan -Growth	102.87	
377,055 (March 31, 2019: Nil) Aditya Birla Sun Life Money Manager Fund Regular Plan-Growth	101.49	
36,973 (March 31, 2019: Nil) DSP Ultra short Fund - Direct Plan -Growth	100.63	
12,980 (March 31, 2019: Nil) HDFC Liquid Fund - Direct Plan-Growth	50.71	
18,118,399 (March 31, 2019: Nil) HDFC Ultra short term fund-Growth	203.99	
622,489 (March 31, 2019: Nil) ICICI Prudential Money Market Fund - Regular-Growth	172.75	
11,163,847 (March 31, 2019: Nil) IDFC Ultra Short Term Fund - Regular-Growth	126.98	
929,933 (March 31, 2019: Nil) JM Liquid Fund - Direct Growth option-Growth	50.52	
42,968 (March 31, 2019: Nil) Nippon India Money Market Fund-Growth	131.16	
7,845,332 (March 31, 2019: Nil) SBI Saving Fund Direct Plan-Growth	253.93	
Nil ( March 31, 2019: 167,402 ) Aditya Birla Sun Life Liquid Fund -Growth- Direct Plan	-	50.05
<b>Total current investments</b>	<b>1,295.03</b>	<b>50.05</b>
<b>Total current investments</b>	<b>1,295.03</b>	<b>50.05</b>
Aggregate amount of quoted investments and market value thereof	-	-
Aggregate amount of unquoted investments	1,295.03	50.05
Aggregate amount of impairment in the value of investments	-	-



# Notes to the Consolidated Financial Statements

for the year ended March 31, 2020

## Note 6: Trade receivables

(₹ in Million)

	31-Mar-20		31-Mar-19	
	Current	Non- current	Current	Non- current
Trade receivables (at amortised cost)	1,295.31	11.38	1,789.85	12.02
Less: Allowance for bad and doubtful debts	(41.82)	(11.38)	(40.33)	-
<b>Total trade receivables</b>	<b>1,253.49</b>	<b>-</b>	<b>1,749.52</b>	<b>12.02</b>
<b>Trade receivables</b>				
Secured, considered good	319.51	-	585.54	-
Unsecured, considered good	933.98	-	1,163.98	12.02
Trade receivables which have significant increase in credit Risk	8.26	-	5.42	-
Trade receivables - credit impaired	33.56	11.38	34.91	-
	<b>1,295.31</b>	<b>11.38</b>	<b>1,789.85</b>	<b>12.02</b>
<b>Impairment Allowance (allowance for bad and doubtful debts)</b>				
Trade receivables which have significant increase in credit Risk	8.26	-	5.42	-
Trade receivables - credit impaired	33.56	11.38	34.91	-
	<b>41.82</b>	<b>11.38</b>	<b>40.33</b>	<b>-</b>

(i) Refer note 38 for disclosures related to credit risk, impairment of trade receivables under expected credit loss model and related disclosures.

(ii) Reconciliation of loss allowance provision on trade receivables:

(₹ in Million)

	31-Mar-20	31-Mar-19
Balance at beginning of the year	40.33	36.65
Additional provisions recognised	22.76	3.68
Amounts used during the year	(9.56)	-
Unused amounts reversed during the year	(0.33)	-
<b>Balance at the end of the year</b>	<b>53.20</b>	<b>40.33</b>

## Note 7: Loans

(₹ in Million)

	31-Mar-20		31-Mar-19	
	Current	Non- current	Current	Non- current
Loan to employees (at amortised cost)				
- Unsecured, considered good	1.95	0.16	2.45	0.19
<b>Total loans</b>	<b>1.95</b>	<b>0.16</b>	<b>2.45</b>	<b>0.19</b>

# Notes to the Consolidated Financial Statements

for the year ended March 31, 2020

## Note 8: Other financial assets

(₹ in Million)

	31-Mar-20		31-Mar-19	
	Current	Non- current	Current	Non- current
<b>At amortised cost</b>				
Security deposits	0.63	8.41	1.09	7.12
Earnest money deposits	7.94	-	8.29	-
Amount recoverable from banks (related to hedging transactions)	-	-	0.69	-
Unbilled revenue	30.16	-	35.31	-
<b>Total other financial assets at amortised cost [A]</b>	<b>38.73</b>	<b>8.41</b>	<b>45.38</b>	<b>7.12</b>
<b>At fair value through Other Comprehensive Income (OCI)</b>				
Derivatives financial instruments carried at fair value				
- Foreign-exchange forward contracts	-	-	100.83	-
<b>Total other financial assets at fair value through OCI [B]</b>	<b>-</b>	<b>-</b>	<b>100.83</b>	<b>-</b>
<b>Total other financial assets ([A]+[B])</b>	<b>38.73</b>	<b>8.41</b>	<b>146.21</b>	<b>7.12</b>

## Note 9: Other assets

(₹ in Million)

	31-Mar-20		31-Mar-19	
	Current	Non- current	Current	Non- current
Capital advances	-	13.15	-	9.31
Advances to suppliers				
Considered good	94.07	-	96.92	-
Considered doubtful	4.52	-	0.52	-
	98.59	-	97.44	-
Less: Provision for doubtful receivable	(4.52)	-	(0.52)	-
	<b>94.07</b>	<b>-</b>	<b>96.92</b>	<b>-</b>
Indirect tax and duties recoverable				
Considered good	207.21	7.24	74.61	7.87
Considered doubtful	-	2.64	-	2.64
	<b>207.21</b>	<b>9.88</b>	<b>74.61</b>	<b>10.51</b>
Less: Provision for doubtful receivable	-	(2.64)	-	(2.64)
	<b>207.21</b>	<b>7.24</b>	<b>74.61</b>	<b>7.87</b>
Export incentives receivable				
Considered good	47.66	-	37.12	-
Considered doubtful	-	11.68	-	11.14
	<b>47.66</b>	<b>11.68</b>	<b>37.12</b>	<b>11.14</b>
Less: Provision for doubtful receivable	-	(11.68)	-	(11.14)
	<b>47.66</b>	<b>-</b>	<b>37.12</b>	<b>-</b>
Prepaid expenses	21.09	0.64	18.06	0.69
Due from customers (Turbine extended scope turnkey project revenue adjustment)	5.85	-	5.85	-
Others	-	-	0.07	-
<b>Total other assets</b>	<b>375.88</b>	<b>21.03</b>	<b>232.63</b>	<b>17.87</b>

# Notes to the Consolidated Financial Statements

for the year ended March 31, 2020

## Note 10: Inventories

	(₹ in Million)	
	31-Mar-20	31-Mar-19
Raw materials and components [includes stock in transit ₹ Nil (March 31, 2019 : ₹ 0.03 Million)]	782.94	1,037.69
Less: Allowance for non moving inventories	(27.06)	(19.52)
Work-in-progress	819.42	960.80
Less: Allowance for non moving inventories	(14.39)	(14.39)
Finished goods [includes stock in transit ₹ 136.06 Million (March 31, 2019: ₹ 138.52 Million)]	166.45	203.67
Others - Scrap and low value patterns	0.08	0.12
<b>Total inventories</b>	<b>1,727.44</b>	<b>2,168.37</b>

- (i) The cost of inventories recognised as an expense during the year was ₹5,300.72 Million (March 31, 2019: ₹ 5,619.45 Million)
- (ii) The mode of valuation of inventories has been stated in note 1 (k).
- (iii) In view of the order-to-dispatch cycle being normally around twelve months, most of the inventories held are expected to be utilized during the next twelve months. However, there may be some exceptions on account of unanticipated cases where the dispatch is held up due to reasons attributable to the customers, slow movement in spares and advance manufacture in anticipation of orders. Accordingly, the same has been considered as current.
- (iv) Refer note 17(i) for information on charges created on inventories.
- (v) For write-downs of inventories to net realisable value on account of obsolescence and slow moving items refer note 31.
- (vi) The Company had written down certain inventories to net realisable value on account of measurement at the lower of cost and net realisable value amounting by ₹ Nil (March 31, 2019: ₹ 54.57 million) and recognised as an expense under the head 'changes in inventories of finished goods and work-in-progress'. These amounts have also included in note (i) above.

## Note 11: Cash and bank balances

### (a) Cash and cash equivalents

	(₹ in Million)	
	31-Mar-20	31-Mar-19
<b>At amortised cost</b>		
<b>Balances with banks</b>		
- in current accounts	507.75	270.04
- Deposits with original maturity of less than three months	150.00	-
Cash on hand	0.30	0.11
<b>Total cash and cash equivalents</b>	<b>658.05</b>	<b>270.15</b>

### (b) Bank balances other than cash and cash equivalents

	(₹ in Million)	
	31-Mar-20	31-Mar-19
<b>At amortised cost</b>		
Balances with banks		
- Deposits with maturity with less than 12 months	24.43	-
Earmarked balances with banks		
- unpaid dividend account	1.20	1.49
<b>Total other bank balances</b>	<b>25.63</b>	<b>1.49</b>

# Notes to the Consolidated Financial Statements

for the year ended March 31, 2020

## Note 12: Assets classified as held for sale

(₹ in Million)

	31-Mar-20	31-Mar-19
Plant and equipment	-	2.60
<b>Total assets classified as held for sale</b>	<b>-</b>	<b>2.60</b>

During the year, the Group has disposed off certain old machines which were not in usable condition and classified under held for sale in earlier year having book value of ₹ 2.60 Million.

## Note 13: Equity share capital

	31-Mar-20		31-Mar-19	
	Number of shares	Amount (₹ in Million)	Number of shares	Amount (₹ in Million)
<b>Authorised</b>				
Equity shares of ₹ 1 each	450,000,000	450.00	450,000,000	450.00
8% Cumulative Redeemable Preference Shares of ₹ 10 each	5,000,000	50.00	5,000,000	50.00
		<b>500.00</b>		<b>500.00</b>
<b>Issued, Subscribed and Fully Paid Up</b>				
Equity shares of ₹ 1 each	<b>323,305,484</b>	<b>323.30</b>	<b>323,305,484</b>	<b>323.30</b>

### (i) Movements in equity share capital

	Number of shares	Amount (₹ in Million)
As at April 1, 2018	329,972,150	329.97
Less: Buy-back of shares [refer note (iv) below]	(6,666,666)	(6.67)
<b>As at March 31, 2019</b>	<b>323,305,484</b>	<b>323.30</b>
Movement during the year	-	-
<b>As at March 31, 2020</b>	<b>323,305,484</b>	<b>323.30</b>

### Terms and rights attached to equity shares

The Company has only one class of equity shares with a par value of ₹ 1/- per share. Each holder of equity shares is entitled to one vote per share. The Company declares and pays dividends in Indian rupees. The dividend proposed by the Board of Directors is subject to the approval of the shareholders in the ensuing Annual General Meeting.

In the event of liquidation of the Company, the holders of equity shares are entitled to receive the remaining assets of the Company, after meeting all liabilities and distribution of all preferential amounts, in proportion to their shareholding.

# Notes to the Consolidated Financial Statements

for the year ended March 31, 2020

## (ii) Details of shareholders holding more than 5% shares in the company

	31-Mar-20		31-Mar-19	
	Number of shares	% holding	Number of shares	% holding
Triveni Engineering & Industries Limited	70,627,980	21.85	70,627,980	21.85
Dhruv M. Sawhney	23,386,813	7.23	23,386,813	7.23
Nalanda India Fund Limited	18,170,454	5.62	18,170,454	5.62
Subhadra Trade & Finance Limited	86,929,264	26.89	86,929,264	26.89
Reliance Capital Trustee Co. Limited	17,708,974	5.48	18,473,185	5.71
SBI Mutual Fund	18,049,447	5.58	-	-

## (iii) Aggregate number of bonus shares issued and shares issued for consideration other than cash during the period of five years immediately preceding the reporting date

The Company has not issued any bonus shares during five years immediately preceding March 31, 2020. Further, the Company has not issued any shares for consideration other than cash during five years immediately preceding March 31, 2020.

## (iv) Buy-back of Shares

During the previous year, the company had completed buy-back of 6,666,666 equity shares of ₹ 1/- each (representing 2.02% of total pre buy-back paid up equity capital of the Company) from the shareholders of the Company on a proportionate basis through the tender offer route at a price of ₹ 150 per equity share for an aggregate amount of ₹ 1,000 Million. Accordingly, the Company had extinguished 6,663,121 fully paid up equity shares of ₹ 1 each (in dematerialized form) and 3,545 fully paid up equity shares of ₹ 1 each (in physical form) as a result of the conclusion of buy-back of 6,666,666 equity shares. Share capital of the Company (post extinguishment) was 323,305,484 shares of ₹ 1/- each. The Company had funded the buy-back from its Securities Premium, General Reserve and Retained Earnings. In accordance with section 69 of the Companies Act, 2013, the Company had transferred an amount of ₹ 6.67 Million to Capital Redemption Reserve which was equal to the nominal value of the shares bought back, as an appropriation from retained earnings.

## Note 14: Other equity

	(₹ in Million)	
	31-Mar-20	31-Mar-19
Capital redemption reserve	34.67	34.67
Securities premium	-	-
General reserve	-	-
Retained earnings	4,964.09	3,933.20
Cash flow hedging reserve	(33.46)	42.70
Foreign currency translation reserve	13.18	(0.01)
<b>Total other equity</b>	<b>4,978.48</b>	<b>4,010.56</b>

## (i) Capital redemption reserve

	(₹ in Million)	
	31-Mar-20	31-Mar-19
Opening balance	34.67	28.00
Add: Transferred from retained earnings on buy-back of shares [refer note 13 (iv)]	-	6.67
<b>Closing balance</b>	<b>34.67</b>	<b>34.67</b>

Capital Redemption Reserve of ₹ 28.00 Million was created consequent to redemption of preference share capital, as required under the provisions of the Companies Act, 1956 and Capital Redemption Reserve of ₹ 6.67 Million was created during the year ended March 31, 2019 on account of buy-back of equity shares. This reserve shall be utilised in accordance with the provisions of Companies Act, 2013.

# Notes to the Consolidated Financial Statements

for the year ended March 31, 2020

## (ii) Securities premium

(₹ in Million)

	31-Mar-20	31-Mar-19
Opening balance	-	4.69
Less: Amount utilised on account of buy-back of shares [refer note 13 (iv)]	-	(4.69)
<b>Closing balance</b>	<b>-</b>	<b>-</b>

Securities premium reserve is used to record the premium on issue of shares. This reserve had been utilised during the previous year on account of buy-back of equity shares.

## (iii) General reserve

(₹ in Million)

	31-Mar-20	31-Mar-19
Opening balance	-	839.23
Less: Amount utilised on account of buy-back of shares [refer note 13 (iv)]	-	(839.23)
<b>Closing balance</b>	<b>-</b>	<b>-</b>

It represents amount kept separately by the Group out of its profits for future purposes not earmarked for special purpose. This reserve had been utilised during the previous year on account of buy-back of equity shares.

## (iv) Retained earnings

(₹ in Million)

	31-Mar-20	31-Mar-19
Opening balance	3,933.20	3,322.00
Net profit for the year	1,217.78	1,002.25
Other comprehensive income arising from the remeasurement of defined benefit obligation net of income tax	(5.36)	(3.35)
Transferred to capital redemption reserve on account of buy-back of shares [refer note 13 (iv)]	-	(6.67)
Amount utilised on account of buy-back of shares [refer note 13 (iv)]	-	(149.41)
Transaction cost related to buy-back of shares [refer note 13 (iv)]	-	(12.82)
Dividends paid	(161.66)	(181.49)
Dividend distribution tax (DDT)	(19.87)	(37.31)
<b>Closing balance</b>	<b>4,964.09</b>	<b>3,933.20</b>

- (a) It represents undistributed profits of the Group which can be distributed by the Group to its equity shareholders in accordance with the requirements of the Companies Act, 2013.
- (b) As required under Schedule III (Division II) to the Companies Act, 2013, the Group has recognised remeasurement of defined benefit plans (net of tax) as part of retained earnings.

# Notes to the Consolidated Financial Statements

for the year ended March 31, 2020

(c) Details of dividend distributions made:

	(₹ in Million)	
	31-Mar-20	31-Mar-19
<b>Cash dividends on equity shares declared and paid:</b>		
Interim dividend : 50% (₹ 0.50 per equity share of ₹ 1/- each) [March 31, 2019: Nil (₹ Nil per equity share of ₹ 1/- each)]	161.66	-
Dividend distribution tax (DDT) on interim dividend	19.87	-
Final dividend : Nil (₹ Nil per equity share of ₹ 1/- each) [March 31, 2019: 55% (₹ 0.55 per equity share of ₹ 1/- each)]	-	181.49
Dividend distribution tax (DDT) on final dividend	-	37.31
<b>Total cash dividends on equity shares declared and paid</b>	<b>181.53</b>	<b>218.80</b>

(v) Cash flow hedging reserve

	(₹ in Million)	
	31-Mar-20	31-Mar-19
Opening balance	42.70	(4.68)
Other comprehensive (loss)/ gain arising from effective portion of loss on designated portion of hedging instruments in a cash flow hedge	(108.36)	72.83
Income tax on above	(32.20)	25.45
<b>Closing balance</b>	<b>(33.46)</b>	<b>42.70</b>

The Group uses hedging instruments as a part of its management of foreign currency risk associated with its highly probable forecast sale. For hedging foreign currency risk, the Group uses foreign currency forward contracts which are designated as cash flow hedge. To the extent, these hedge are effective, the changes in fair value of hedging instruments is recognised in the cash flow hedging reserve. Amount recognised in the cash flow hedging reserve is reclassified in profit and loss when hedge items effects profit or loss i.e. sales.

(vi) Foreign currency translation reserve

	(₹ in Million)	
	31-Mar-20	31-Mar-19
Opening balance	(0.01)	2.09
Exchange differences arising on translating the foreign operations	13.19	(2.10)
<b>Closing balance</b>	<b>13.18</b>	<b>(0.01)</b>

Exchange differences relating to the translation of the foreign operations are recognised in other comprehensive income and accumulated in the foreign currency translation reserve. The cumulative amount is reclassified to profit or loss when the net investment is disposed-off.

# Notes to the Consolidated Financial Statements

for the year ended March 31, 2020

## Note 15: Non-current borrowings

(₹ in Million)

	31-Mar-20		31-Mar-19	
	Current	Non- current	Current	Non- current
<b>Secured- at amortised cost</b>				
Term loans				
- from other parties	2.13	9.56	0.49	0.02
	<b>2.13</b>	<b>9.56</b>	<b>0.49</b>	<b>0.02</b>
Less: Amount disclosed under the head "Other financial liabilities" (refer note 19)	(2.13)	-	(0.49)	-
<b>Total non-current borrowings</b>	<b>-</b>	<b>9.56</b>	<b>-</b>	<b>0.02</b>

Term loans from other parties represents vehicles loan which are secured by hypothecation of vehicles acquired under the respective vehicle loans. These loans carry interest @ of 8.90% p.a. The loans are repayable in 24 equated monthly instalments.

## Note 16: Provisions

(₹ in Million)

	31-Mar-20		31-Mar-19	
	Current	Non- current	Current	Non- current
<b>Provision for employee benefits</b>				
Gratuity (refer note 35)	-	42.21	-	31.94
Compensated absences	37.91	-	31.49	-
Employee retention bonus	6.67	7.05	5.89	6.59
<b>Other provisions</b>				
Warranty	79.61	28.32	31.09	29.50
Liquidated damages	25.48	-	15.93	-
<b>Total provisions</b>	<b>149.67</b>	<b>77.58</b>	<b>84.40</b>	<b>68.03</b>

### (i) Information about individual provisions and significant estimates

#### (a) Compensated absences

Compensated absences comprises earned leaves and sick leaves, the liabilities of which are not expected to be settled wholly within twelve months after the end of the period in which the employees render the related service. They are therefore measured as the present value of expected future payments to be made in respect of services provided by employees up to the end of the reporting period using the projected unit credit method, with actuarial valuations being carried out at the end of each annual reporting period. The Group presents the compensated absences as a current liability in the Balance Sheet wherever it does not have an unconditional right to defer its settlement beyond twelve months after the reporting date.

#### (b) Employee retention bonus:

The Group, as a part of retention policy, pays retention bonus to certain employees after completion of specified period of service. The timing of the outflows is expected to be within a period of five years. They are therefore measured as the present value of expected future payments, with management best estimates.

#### (c) Warranty:

The Group, in the usual course of sale of its products, gives warranties on certain products and services, undertaking to repair or replace the items that fail to perform satisfactorily during the specified warranty period. Provisions made represent the amount of expected cost of meeting such obligations of rectifications / replacements based on best estimate considering the historical warranty claim information and any recent trends that may suggest future claims could differ from historical amounts.



# Notes to the Consolidated Financial Statements

for the year ended March 31, 2020

**(d) Liquidated damages:**

Represents the provision on account of contractual obligation towards customers in respect of certain products for matters relating to delivery and performance. The provision represents the amount estimated to meet the cost of such obligations based on best estimate considering the historical liquidated damages claim information and any recent trends that may suggest future claims could differ from historical amounts.

**(ii) Movement in other provisions**

Movement in each class of other provisions during the financial year, are set out below:

	(₹ in Million)	
	Warranty	Liquidated damages
<b>Balance as at April 1, 2018</b>	61.77	12.84
Additional provisions recognised	34.82	22.12
Amounts used during the year	(13.72)	(14.94)
Unused amounts reversed during the year	(22.28)	(4.09)
<b>Balance as at March 31, 2019</b>	<b>60.59</b>	<b>15.93</b>
Additional provisions recognised	83.98	22.88
Amounts used during the year	(23.54)	(7.69)
Unused amounts reversed during the year	(13.10)	(5.63)
<b>Balance as at March 31, 2020</b>	<b>107.93</b>	<b>25.49</b>

**Note 17: Current borrowings**

	(₹ in Million)	
	31-Mar-20	31-Mar-19
<b>Secured- at amortised cost</b>		
Repayable on demand		
- Cash credits from banks <sup>#</sup>	-	-
<b>Total current borrowings</b>	<b>-</b>	<b>-</b>

<sup>#</sup>As at March 31, 2020 and March 31, 2019, cash credit has a favourable bank balances, hence the same has been disclosed under cash and cash equivalent.

- (i) Cash credit from banks is secured by hypothecation of entire current assets inclusive of stock-in-trade, raw materials, stores and spares, work-in-progress and trade receivables and a second charge on entire movable fixed assets of the Company and immovable fixed assets situated at Peenya Industrial Area, Bengaluru both present and future on a pari-passu basis. Interest rates ranges from 8.75% to 9.65% per annum.
- (ii) (ii) In respect of working capital facilities sanctioned by a bank to the joint venture company, M/s GE Triveni Ltd (GETL), the Company has given an undertaking not to dispose of its investments in the equity shares of GETL aggregating to ₹ 80.00 Million (March 31, 2019: ₹ 80.00 Million) during the tenure of the facilities.

**Note 18: Trade payables**

	(₹ in Million)	
	31-Mar-20	31-Mar-19
<b>Trade payables (at amortised cost)</b>		
- Total outstanding dues of micro enterprises and small enterprises (refer note 46)	68.46	100.77
- Total outstanding dues of creditors other than micro enterprises and small enterprises	548.26	1,065.14
<b>Total trade payables</b>	<b>616.72</b>	<b>1,165.91</b>

# Notes to the Consolidated Financial Statements

for the year ended March 31, 2020

## Note 19: Other financial liabilities

(₹ in Million)

	31-Mar-20	31-Mar-19
<b>At amortised cost</b>		
Current maturities of long-term borrowings (refer note 15)	2.13	0.49
Interest accrued	0.08	-
Current portion of lease liability [refer note 42(ii)]	5.20	-
Capital creditors	16.90	18.06
Employee benefits and other dues payable	119.24	115.42
Unpaid dividends (see (i) below)	1.30	1.48
<b>Total other financial liabilities at amortised cost [A]</b>	<b>145.22</b>	<b>135.45</b>
<b>At fair value through Other Comprehensive Income (OCI)</b>		
Derivatives financial instruments carried at fair value		
- Foreign-exchange forward contracts	60.38	-
<b>Total other financial liabilities at fair value through OCI [B]</b>	<b>60.38</b>	<b>-</b>
<b>Total other financial liabilities ([A]+ [B])</b>	<b>205.60</b>	<b>135.45</b>

- (i) There are no amounts as at the end of the year which are due and outstanding to be credited to the Investors Education and Protection Fund.

## Note 20: Other current liabilities

(₹ in Million)

	31-Mar-20	31-Mar-19
Advance from customers	1,628.06	1,334.47
Deferred income	42.67	52.22
Amount due to customers (Turbine extended scope turnkey project revenue adjustment)	2.97	4.13
Statutory remittances	33.49	29.04
<b>Total other liabilities</b>	<b>1,707.19</b>	<b>1,419.86</b>

## Note 21: Income tax balances

(₹ in Million)

	31-Mar-20		31-Mar-19	
	Current	Non-current	Current	Non-current
<b>Income tax assets</b>				
Tax refund receivable (net)	-	49.31	-	15.02
	-	49.31	-	15.02
<b>Income tax liabilities</b>				
Provision for income tax (net)	58.18	-	60.53	-
	58.18	-	60.53	-

# Notes to the Consolidated Financial Statements

for the year ended March 31, 2020

## Note 22: Deferred tax balances

	(₹ in Million)	
	31-Mar-20	31-Mar-19
Deferred tax assets	(98.70)	(81.10)
Deferred tax liabilities	170.49	222.00
<b>Net deferred tax liabilities (net)</b>	<b>71.79</b>	<b>140.90</b>

### (i) Movement in deferred tax balances

For the year ended 31 March 2020

	(₹ in Million)			
	Opening balance	Recognised in Profit or loss	Recognised in OCI	Closing balance
<b>Tax effect of items constituting deferred tax assets/ (liabilities)</b>				
Liabilities and provisions tax deductible only upon payment/actual crystallisation				
- Employee benefits	27.54	(5.91)	1.76	23.39
- Other contractual provisions	21.86	15.45	-	37.31
Impairment provisions on financial/other assets made in books, but tax deductible only on actual write-off	30.94	(5.50)	-	25.44
Fair valuation of financial assets/(liabilities)	(30.52)	10.88	32.20	12.56
Difference in carrying values of property, plant & equipment and intangible assets	(191.48)	39.88	-	(151.60)
Other temporary differences	0.76	(19.65)	-	(18.89)
<b>Net deferred tax assets/(liabilities)</b>	<b>(140.90)</b>	<b>35.15</b>	<b>33.96</b>	<b>(71.79)</b>

For the year ended 31 March 2019

	(₹ in Million)			
	Opening balance	Recognised in Profit or loss	Recognised in OCI	Closing balance
<b>Tax effect of items constituting deferred tax assets/ (liabilities)</b>				
Liabilities and provisions tax deductible only upon payment/actual crystallisation				
- Employee benefits	15.17	10.56	1.81	27.54
- Other contractual provisions	21.20	0.66	-	21.86
Impairment provisions on financial/other assets made in books, but tax deductible only on actual write-off	27.40	3.54	-	30.94
Fair valuation of financial assets/(liabilities)	4.43	(9.50)	(25.45)	(30.52)
Difference in carrying values of property, plant & equipment and intangible assets	(146.76)	(44.72)	-	(191.48)
Other temporary differences	1.04	(0.28)	-	0.76
<b>Net deferred tax assets/(liabilities)</b>	<b>(77.52)</b>	<b>(39.74)</b>	<b>(23.64)</b>	<b>(140.90)</b>

# Notes to the Consolidated Financial Statements

for the year ended March 31, 2020

## Note 23: Revenue from operations

(₹ in Million)

	31-Mar-20	31-Mar-19
<b>Sale of products (refer note 48)</b>		
Finished goods		
- Turbines (including related equipments and supplies)	5,571.29	5,731.40
- Spares	1,654.80	1,593.23
<b>Sale of Services</b>		
Servicing, operation and maintenance	582.22	666.07
Erection and commissioning	235.17	196.39
<b>Turbine extended scope turnkey project</b>	1.16	43.22
<b>Other operating revenue</b>		
Sale of scrap	3.17	4.51
Selling commission	3.86	-
Royalty	5.28	4.98
Export incentives	121.73	160.06
<b>Total revenue from operations</b>	<b>8,178.68</b>	<b>8,399.86</b>

## Note 24: Other income

(₹ in Million)

	31-Mar-20	31-Mar-19
<b>Interest income (at amortised cost)</b>		
Interest income from bank deposits	0.45	1.22
Interest income from customers	1.54	0.17
	<b>1.99</b>	<b>1.39</b>
<b>Other non-operating income (net of expenses directly attributable to such income)</b>		
Rental income	7.88	7.62
Miscellaneous income	2.06	6.95
	<b>9.94</b>	<b>14.57</b>
<b>Other gains/ (losses)</b>		
Net profit on sale/redemption of current investments	69.94	30.36
Net fair value gains/ (losses) on current investments	20.44	(0.35)
Net foreign exchange rate fluctuation gains	35.93	87.92
Credit balances written back	4.85	23.99
Excess provision for liquidated damages reversed (net) (refer note 16)	2.75	4.00
	<b>133.91</b>	<b>145.92</b>
<b>Total other income</b>	<b>145.84</b>	<b>161.88</b>

# Notes to the Consolidated Financial Statements

for the year ended March 31, 2020

## Note 25: Cost of materials consumed

	(₹ in Million)	
	31-Mar-20	31-Mar-19
Stock at the beginning of the year	1,037.69	1,082.12
Add: Purchases	3,977.54	5,058.91
Less: Stock at the end of the year	(782.94)	(1,037.69)
<b>Total cost of materials consumed</b>	<b>4,232.29</b>	<b>5,103.34</b>

## Note 26: Changes in inventories of finished goods and work-in-progress

	(₹ in Million)	
	31-Mar-20	31-Mar-19
<b>Inventories at the beginning of the year:</b>		
Work-in progress	960.84	752.18
Finished goods	203.67	-
<b>Total inventories at the beginning of the year</b>	<b>1,164.51</b>	<b>752.18</b>
<b>Inventories at the end of the year:</b>		
Work-in progress	819.42	960.84
Finished goods	166.45	203.67
<b>Total inventories at the end of the year</b>	<b>985.87</b>	<b>1,164.51</b>
<b>Total changes in inventories of finished goods and work-in-progress</b>	<b>178.64</b>	<b>(412.33)</b>

## Note 27: Employee benefits expense

	(₹ in Million)	
	31-Mar-20	31-Mar-19
Salaries and wages	918.76	892.65
Contribution to provident and other funds (refer note 35)	59.49	56.97
Staff welfare expenses	37.25	41.54
<b>Total employee benefit expense</b>	<b>1,015.50</b>	<b>991.16</b>

## Note 28: Finance costs

	(₹ in Million)	
	31-Mar-20	31-Mar-19
<b>Interest costs</b>		
- Interest on borrowings	28.57	3.68
- Interest on lease liabilities [refer note 42(ii)]	3.22	-
- other interest expense	0.46	6.47
<b>Other borrowing costs</b>		
- Processing/renewal fees	1.08	1.08
<b>Total finance costs</b>	<b>33.33</b>	<b>11.23</b>

## Note 29: Depreciation and amortisation expense

	(₹ in Million)	
	31-Mar-20	31-Mar-19
Depreciation of property, plant and equipment (refer note 3)	178.60	173.74
Amortisation of intangible assets (refer note 4)	22.47	27.50
<b>Total depreciation and amortisation expense</b>	<b>201.07</b>	<b>201.24</b>

# Notes to the Consolidated Financial Statements

for the year ended March 31, 2020

## Note 30: Impairment loss on financial assets (including reversals of impairment losses)

(₹ in Million)

	31-Mar-20	31-Mar-19
Bad debts written off of trade receivables and other financial assets carried at amortised cost	22.22	0.73
Impairment loss allowance on trade receivables (net of reversals) (refer note 6)	22.43	3.68
<b>Total impairment loss on financial assets (including reversal of impairment losses)</b>	<b>44.65</b>	<b>4.41</b>

## Note 31: Other expenses

(₹ in Million)

	31-Mar-20	31-Mar-19
Stores, spares and tools consumed	103.89	183.16
Power and fuel	34.10	40.50
Design and engineering charges	11.20	11.32
Erection and commissioning expenses	-	1.41
Repairs and maintenance		
- Machinery	18.91	19.54
- Building	6.38	6.01
- Others	24.42	46.45
Travelling and conveyance	189.71	195.56
Rent and hire charges	10.67	17.09
Rates and taxes	4.29	7.36
Insurance	8.42	9.13
Directors' fee	2.72	2.36
Directors' commission	7.00	6.00
Legal and professional charges	111.55	82.61
Group shared service cost	41.65	38.04
Bank charges and guarantee commission	20.06	19.84
Amount written off of non financial assets	0.25	7.59
Provision for doubtful advances	4.54	1.06
Warranty expenses [includes provision for warranty (net) ₹ 70.88 Million (March 31, 2019: ₹ 12.54 Million) (refer note 16)]	82.81	24.65
Payment to auditors [see (i) below]	5.34	5.15
Corporate social responsibility expenses [see (ii) below]	30.66	32.08
Allowance for non moving inventories (refer note 10)	7.55	6.66
Loss on sale / write off of property, plant and equipment	0.29	1.73
Packing expenses	30.35	50.24
Freight outward	192.88	152.87
Selling commission	56.86	86.66
Miscellaneous expenses	144.06	145.55
<b>Total other expenses</b>	<b>1,150.56</b>	<b>1,200.62</b>

# Notes to the Consolidated Financial Statements

for the year ended March 31, 2020

## (i) Detail of payment to auditors\*

(₹ in Million)

	31-Mar-20	31-Mar-19
<b>Statutory Auditor</b>		
Audit fee	3.35	3.32
Limited review fee	0.90	0.65
Certification charges*	0.36	0.32
Reimbursement of expenses	0.27	0.28
<b>Total payment to statutory auditors</b>	<b>4.88</b>	<b>4.57</b>
<b>Cost Auditor</b>		
Audit fee	0.08	0.08
	<b>0.08</b>	<b>0.08</b>
<b>Tax Auditor</b>		
Audit fee	0.38	0.50
	<b>0.38</b>	<b>0.50</b>
<b>Total payment to auditors</b>	<b>5.34</b>	<b>5.15</b>

\*During previous year ended March 31, 2019, this amount was exclusive of ₹ 0.24 million paid to the statutory auditors towards buy-back related certificates. The same had been deducted from equity, as these are transaction costs pertaining to buy-back. [refer note 14(iv)]

## (ii) Corporate Social Responsibility (CSR)

(a) The Company has incurred CSR expenses mainly towards promoting education and healthcare, ensuring environmental sustainability and contributing to technological institutions which are specified in Schedule VII of the Companies Act, 2013.

### (b) Details of CSR expenses

(₹ in Million)

	31-Mar-20	31-Mar-19
<b>a) Gross amount required to be spent during the year</b>	<b>30.51</b>	31.90
<b>b) Amount spent during the year</b>	<b>30.66</b>	<b>32.08</b>
In cash		
i) Construction/acquisition of any asset	-	1.62
ii) On purposes other than (i) above	30.66	30.46

# Notes to the Consolidated Financial Statements

for the year ended March 31, 2020

## Note 32: Income tax expense

### (i) Income tax recognised in profit or loss

	(₹ in Million)	
	31-Mar-20	31-Mar-19
<b>Current tax</b>		
In respect of the current year	381.52	447.26
In respect of the prior years	(4.72)	4.51
<b>Total current tax expense</b>	<b>376.80</b>	<b>451.77</b>
<b>Deferred tax</b>		
In respect of current year	(37.17)	39.19
In respect of prior years	2.02	0.55
<b>Total deferred tax expense/(income)</b>	<b>(35.15)</b>	<b>39.74</b>
<b>Total income tax expense recognised in profit or loss</b>	<b>341.65</b>	<b>491.51</b>

### Reconciliation of income tax expense and the accounting profit multiplied by Company's tax rate:

	(₹ in Million)	
	31-Mar-20	31-Mar-19
Profit before tax from continuing operations	1,559.43	1,493.76
Income tax expense calculated @ 25.168% ( March 31, 2019: 34.944%)	392.48	521.98
Effect of expenses that are non-deductible in determining taxable profit	6.13	11.78
Effect of tax incentives and concessions (research & development and other allowances)	-	(9.48)
Tax expenses on dividend income from foreign subsidiary eliminated at consolidation	11.15	-
Adjustment on account of change in tax rate in current year *	(34.89)	-
Effect of tax on share of net profit of joint venture	(22.89)	(11.08)
Effect of different tax rates of subsidiaries operating in other jurisdictions	(21.53)	(26.48)
Effect of tax expenses on undistributed profit at subsidiaries	13.73	-
Others	0.17	(0.27)
	<b>344.35</b>	<b>486.45</b>
Adjustments recognised in the current year in relation to the current tax of prior years	(4.72)	4.51
Adjustments recognised in the current year in relation to the deferred tax of prior years	2.02	0.55
<b>Total income tax expense</b>	<b>341.65</b>	<b>491.51</b>

\*During the year, the Company had decided to exercise the option permitted under Section 115BAA of the Income Tax Act, 1961 as introduced by the Taxation Laws (Amendment) Act, 2019. Accordingly, the Company had re-measured its deferred tax liabilities (net) as at March 31, 2019 and full impact of this was recognised in Statement of Profit and Loss for the year ended March 31, 2020. The Company has recognised provision for Income Tax and Deferred Tax for the year ended March 31, 2020, basis the rate prescribed in the said section.



# Notes to the Consolidated Financial Statements

for the year ended March 31, 2020

## (ii) Income tax recognised in Other Comprehensive Income

(₹ in Million)

	31-Mar-20	31-Mar-19
<b>Deferred tax related to items recognised in Other Comprehensive Income during the year:</b>		
Remeasurement of defined benefit obligations	(1.76)	(1.81)
Effective portion of loss on designated portion of hedging instruments in a cash flow hedge	(32.20)	25.45
<b>Total income tax expense recognised in Other Comprehensive Income</b>	<b>(33.96)</b>	<b>23.64</b>
<b>Bifurcation of the income tax recognised in Other Comprehensive Income into:</b>		
Items that will not be reclassified to Statement of Profit or Loss	(1.76)	(1.81)
Items that will be reclassified to Statement of Profit or Loss	(32.20)	25.45
<b>Total income tax expense recognised in Other Comprehensive Income</b>	<b>(33.96)</b>	<b>23.64</b>

## Note 33: Earnings per share

(₹ in Million)

	31-Mar-20	31-Mar-19
Profit for the year attributable to owners of Triveni Turbine Limited [A]	1,217.78	1,002.25
Weighted average number of equity shares for the purposes of basic EPS/ diluted EPS [B]	323,305,484	328,985,849
Basic earning per share (face value of ₹ 1 per share) [A/B] ( in ₹)	3.77	3.05
Diluted earning per share (face value of ₹ 1 per share) [A/B] ( in ₹)	3.77	3.05

## Note 34: Segment information

The Group primarily operates in one business segment- Power generating equipment and solutions.

The Group's non-current assets are located in/relates to India (Country of domicile of the Company) except following:

- PPE of foreign subsidiaries having net carrying value of ₹ 0.11 Million as at March 31, 2020 (March 31, 2019: ₹ 0.39 Million)
- Income tax assets of foreign subsidiaries having net carrying value of ₹ Nil as at March 31, 2020 (March 31, 2019: ₹ 1.07 Million)

The amount of Group's revenue from external customers based on geographical area and nature of the products/ services are shown below:

Revenue by geographical area (₹ in Million)

	31-Mar-20	31-Mar-19
India	4,245.17	4,450.49
Rest of the world	3,799.47	3,779.82
<b>Total</b>	<b>8,044.64</b>	<b>8,230.31</b>

Revenue by nature of products / services (refer note 23) (₹ in Million)

	31-Mar-20	31-Mar-19
<b>Sale of products [refer note 48]</b>		
Finished goods		
- Turbines (including related equipments and supplies)	5,571.29	5,731.40
- Spares	1,654.80	1,593.23

# Notes to the Consolidated Financial Statements

for the year ended March 31, 2020

(₹ in Million)

	31-Mar-20	31-Mar-19
<b>Sale of Services</b>		
Servicing, operation and maintenance	582.22	666.07
Erection and commissioning	235.17	196.39
<b>Turbine extended scope turnkey project</b>	1.16	43.22
<b>Total</b>	<b>8,044.64</b>	<b>8,230.31</b>

There is no single customer who has contributed 10% or more to the Groups revenue for both the years ended March 31, 2020 and March 31, 2019.

## Note 35: Employee benefit plans

### (i) Defined contribution plans

- (a) The Group operates defined contribution retirement benefit plans under which the Group pays fixed contributions to separate entities (funds) or financial institutions or state managed benefit schemes. The Group has no further payment obligations once the contributions have been paid. Following are the schemes covered under defined contributions plans of the Group:

**Provident Fund Plan and Employee Pension Scheme:** The Group makes monthly contributions at prescribed rates towards Employee Provident Fund/ Employee Pension Scheme to fund administered and managed by the Government of India.

**Employee State Insurance:** The Group makes prescribed monthly contributions towards Employees State Insurance Scheme.

**Superannuation Scheme:** The Group contributes towards a fund established to provide superannuation benefit to certain employees in terms of Group Superannuation Policies entered into by such fund with the Life Insurance Corporation of India.

**Other defined contribution plans:** The Group makes contributions to certain schemes for the benefit of employees in Africa and Indonesia which are administered and managed by respective government authorities.

- (b) The expense recognised during the period towards defined contribution plans are as follows:

(₹ in Million)

	31-Mar-20	31-Mar-19
Group's contribution to provident fund	35.69	33.26
Administrative charges on above	1.49	1.50
Group's contribution to employee state insurance	0.72	1.11
Group's contribution to superannuation scheme	7.49	7.43
Group's contribution to other defined contribution plan	0.66	1.74

### (ii) Defined benefit plans

- (a) The Group provides for gratuity obligations through a defined benefit retirement plan (the 'Gratuity Plan') covering all employees. The Gratuity Plan provides a lump sum payment to vested employees at retirement/termination of employment or death of an employee, based on the respective employees' salary and years of employment with the Company. In respect of certain employees of the foreign subsidiaries, the gratuity benefit is accrued on the basis of their current salary and length of service as per the extant rules of the particular jurisdiction where such subsidiaries operate. The gratuity plan in respect of the employees of such foreign subsidiaries is unfunded. The disclosures mentioned herein below do not include the gratuity obligation of ₹ 11.24 Million as at March 31, 2020 (March 31, 2019: ₹ 8.46 Million) and gratuity expenses of ₹ 2.31 Million for the year ended March 31, 2020 (March 31, 2019: ₹ 2.20 Million) which pertains to employees of such foreign subsidiaries.

# Notes to the Consolidated Financial Statements

for the year ended March 31, 2020

## (b) Risk exposure

These plans typically expose the Group to a number of actuarial risks, the most significant of which are detailed below:

**Investment risk:** The plan liabilities are calculated using a discount rate set with references to government bond yields as at end of reporting period; if plan assets under perform compared to the government bonds discount rate, this will create or increase a deficit. The Plan assets comprise principally Group Gratuity Plans offered by the life insurance companies. Majority of the funds invested are under the traditional platform where the insurance companies declare a return at the end of each year based upon its performance. Certain investments are also made in funds (growth plans) managed by the life insurance companies under which the returns are based upon the accretion to the net asset value (NAV) of the particular fund, which are declared on a daily basis. The NAV based funds of the insurance companies are approved and regulated by the Insurance Regulatory and Development Authority of India and the investment risk is mitigated by investment in funds where the asset allocation is primarily in sovereign and debt securities. The Group has a risk management strategy which defines exposure limits and acceptable credit risk rating.

**Interest risk:** A decrease in government bond yields will increase plan liabilities, although this is expected to be partially offset by an increase in the value of the plan's debt instruments.

**Life expectancy:** The present value of the defined benefit plan liability is calculated by reference to the best estimate of the mortality of plan participants during their employment. An increase in the life expectancy of the plan participants will increase the plan's liability.

**Salary risk:** The present value of the defined benefit plan liability is calculated by reference to the best estimate of the mortality of plan participants. A change in the life expectancy of the plan participants will impact the plan's liability.

**Attrition rate:** The present value of the defined benefit plan liability is impacted by the rate of employee turnover, disability and early retirement of plan participants. A decrease in the attrition rate of the plan participants will increase the plan's liability.

(c) The significant actuarial assumptions used for the purposes of the actuarial valuation of gratuity were as follows:

	(₹ in Million)	
	Valuation as at	
	31-Mar-20	31-Mar-19
Discounting rate	6.25%	7.65%
Future salary growth rate	5.5% for next 2 years and 8% thereafter	8.00%
Life expectancy/ Mortality rate		*
Attrition rate	- Below 31 years - 12.00% - 31-44 years - 7.00% - Above 44 years - 5.00%	- Below 31 years - 11.00% - 31-44 years - 6.00% - Above 44 years - 4.00%
Method used	Projected unit credit method	Projected unit credit method

\*Assumptions regarding future mortality are set based on actuarial advice in accordance with published statistics (i.e. IALM 2006-08 Ultimate). These assumptions translate into an average life expectancy in years at retirement age.

# Notes to the Consolidated Financial Statements

for the year ended March 31, 2020

- (d) In addition to the expense related to employees of foreign subsidiaries as mentioned in (ii) (a) above, amounts recognised in Statement of Profit and Loss in respect of defined benefit plan (Gratuity Plan) are as follows :

	(₹ in Million)	
	31-Mar-20	31-Mar-19
Current service cost	11.88	11.29
Net interest expense	1.55	0.63
<b>Components of defined benefit costs recognised in Statement of Profit or Loss</b>	<b>13.43</b>	<b>11.92</b>
Remeasurement on the net defined benefit liability	(1.28)	(0.85)
- Return on plan assets (excluding amount included in net interest expense)	10.79	1.28
- Actuarial loss/(gain) arising form changes in financial assumptions	(1.50)	0.09
- Actuarial (gain)/loss arising form changes in demographic assumptions	(1.01)	4.66
- Actuarial (gain)/loss arising form experience adjustments		
<b>Components of defined benefit costs recognised in Other Comprehensive Income</b>	<b>7.00</b>	<b>5.18</b>
<b>Total</b>	<b>20.43</b>	<b>17.10</b>

The current service cost and the net interest expense for the year are included in the 'Employee benefits expense' line item in the Statement of Profit and Loss. The remeasurement of the net defined benefit liability is included in Other Comprehensive Income.

- (e) In addition to the obligation related to employees of foreign subsidiaries as mentioned in (ii) (a) above, amounts included in the Balance Sheet arising from the Group's obligation in respect of its defined benefit plan (Gratuity Plan) is as follows:

	(₹ in Million)	
	31-Mar-20	31-Mar-19
Present value of defined benefit obligation as at the end of the year	149.85	132.70
Fair value of plan assets	118.88	109.22
<b>Funded status</b>	<b>(30.97)</b>	<b>(23.48)</b>
<b>Net liability arising from defined benefit obligation recognised in the Balance Sheet</b>	<b>(30.97)</b>	<b>(23.48)</b>

- (f) Movement in the present value of the defined benefit obligation (Gratuity Plan obligation), in respect of Group's employees other than employees of foreign subsidiaries as mentioned in (ii) (a) above, are as follows:

	(₹ in Million)	
	31-Mar-20	31-Mar-19
Present value of defined benefit obligation at the beginning of the year	132.70	111.87
Expenses recognised in Statement of Profit and Loss		
- Current service cost	11.88	11.29
- Interest expense (income)	9.93	8.45
Remeasurement (gains)/ losses recognised in Other Comprehensive Income		
- Actuarial (gain)/loss arising from:		
i. Demographic assumptions	(1.50)	0.09
ii. Financial assumptions	10.79	1.28
iii. Experience adjustments	(1.01)	4.66
Benefit payments	(12.94)	(4.94)
<b>Present value of defined benefit obligation at the end of the year</b>	<b>149.85</b>	<b>132.70</b>

# Notes to the Consolidated Financial Statements

for the year ended March 31, 2020

(g) Movement in the fair value of plan assets are as follows:

	(₹ in Million)	
	31-Mar-20	31-Mar-19
Fair value of plan assets at the beginning of the year	109.22	100.55
Expenses recognised in Statement of Profit and Loss		
- Expected return on plan assets	8.38	7.82
Remeasurement gains / (losses) recognised in Other Comprehensive Income		
- Actual Return on plan assets in excess of the expected return	1.28	0.85
Contributions by employer	12.94	4.94
Benefit payments	(12.94)	(4.94)
<b>Fair value of plan assets at the end of the year</b>	<b>118.88</b>	<b>109.22</b>

The fair value of the plan assets at the end of the reporting period for each category, are as follows:

	31-Mar-20			31-Mar-19		
	Quoted	Unquoted	Total	Quoted	Unquoted	Total
Cash and cash equivalents	-	0.57	0.57	-	0.60	0.60
Group Gratuity Plans with Insurance Companies	-	118.31	118.31	-	108.62	108.62
<b>Total plan assets</b>	<b>-</b>	<b>118.88</b>	<b>118.88</b>	<b>-</b>	<b>109.22</b>	<b>109.22</b>

The Plan assets comprise principally Group Gratuity Plans offered by the life insurance companies. Majority of the funds invested are under the traditional platform where the insurance companies declare a return at the end of each year based upon its performance. Certain investments are also made in funds (growth plans) managed by the life insurance companies under which the returns are based upon the accretion to the net asset value (NAV) of the particular fund, which are declared on a daily basis. The NAV based funds of the insurance companies are approved and regulated by the Insurance Regulatory and Development Authority of India and the investment risk is mitigated by investment in funds where the asset allocation is primarily in sovereign and debt securities. There has been no change in the process used by the Group to manage its risks from prior years.

(h) Sensitivity analysis

The sensitivity of the defined benefit obligation, in respect of Group's employees other than employees of foreign subsidiaries as mentioned in (ii) (a) above, to changes in the weighted principal assumptions is:

	Change in assumption by		Impact on defined benefit obligation			
			Increase in assumption		Decrease in assumption	
			31-Mar-20	31-Mar-19	31-Mar-20	Total
Discounting rate	0.5%	₹ in Million in %	(5.94) -3.96%	(4.99) -3.76%	6.37 4.25%	5.34 4.03%
Future salary growth rate	0.5%	₹ in Million in %	6.26 4.18%	5.30 3.99%	(5.90) -3.94%	(5.00) -3.77%
Mortality rate	10%	₹ in Million in %	(0.05) -0.03%	(0.02) -0.01%	0.03 0.02%	-
Attrition rate	0.5%	₹ in Million in %	(0.51) -0.34%	0.19 -0.14%	0.49 0.33%	0.19 0.14%

# Notes to the Consolidated Financial Statements

## for the year ended March 31, 2020

The above sensitivity analysis are based on a change in an assumption while holding all other assumptions constant. In practise, this is unlikely to occur, and changes in some of the assumptions may be correlated. When calculating the sensitivity of the defined benefit obligation to significant actuarial assumptions the same method (present value of the defined benefit obligation calculated with the projected unit credit method at the end of the reporting period) has been applied as when calculating the defined benefit liability recognised in the Balance Sheet. The methods and types of assumptions used in preparing the sensitivity analysis did not change compared to prior years.

(i) Defined benefit liability and employer contributions

The Group shall strive to bridge the deficit in defined benefit gratuity plan in the next year.

The Group expects to contribute ₹ 40.64 Million to the defined benefit plan during the year ending March 31, 2021.

The weighted average duration of the defined obligation as at March 31, 2020 is 8 years.

The expected maturity analysis of undiscounted defined benefit obligation as at March 31, 2020 is as follows:

	(₹ in Million)				
	Less than a year	Between 2-5 years	Between 6-10 years	More than 10 years	Total
Defined benefit obligation (Gratuity)	17.03	56.52	61.35	145.69	<b>280.59</b>

### Note 36: Related party transactions

(i) Related parties with whom transactions have taken place during the year :

(a) Investing company holding substantial interest

Triveni Engineering & Industries Limited (TEIL)

(b) Joint Venture

GE Triveni Limited (GETL)

(d) Key Management Personnel (KMP)

Mr. D.M. Sawhney, Chairman & Managing Director of the Company (DMS)

Mr. Nikhil Sawhney, Vice Chairman and Managing Director of the Company (NS)

Mr. Arun Mote, Executive Director of the Company (AM)

Mr. Deepak Kumar Sen, Executive Vice President & CFO of the Company (DKS)

Mr. Tarun Sawhney, Promoter Non Executive Director of the Company (TS)

Lt. General Kanwal Kishan Hazari (Retired), Independent Non Executive Director of the Company (KKH)\*

Mrs. Vasantha Bharucha, Independent Non Executive Director of the Company (VB)

Mr. Shekhar Datta, Independent Non Executive Director of the Company (SD)

Dr. Santosh Pande Independent Non Executive Director of the Company (SP)

Ms. Homai A. Daruwalla, Independent Non Executive Director (HAD)\*\*

Dr. Anil Kakodkar , Independent Non Executive Director (AK)\*\*

Mr. Shailendra Bhandari ,Independent Non Executive Director (SB)\*\*\*

# Notes to the Consolidated Financial Statements

for the year ended March 31, 2020

**(d) Parties in which key management personnel or their relatives have significant influence**

Subhadra Trade & Finance Limited (STFL)  
Tirath Ram Shah Charitable Trust (TRSCT)

**(e) Post employment benefit plans**

Triveni Turbine Limited Officers Pension Scheme (TTLOPS)  
Triveni Turbine Limited Employees Gratuity Trust (TTLEGT)

\*Ceased to be KMP, due to resignation, w.e.f November 1, 2018.

\*\*w.e.f. November 1, 2018

\*\*\*w.e.f May 20, 2019

# Notes to the Consolidated Financial Statements

for the year ended March 31, 2020

## (iii) Details of transactions between the Company and related parties during the year and outstanding balances as on March 31, 2020:

₹ in Million)

Financial year	Investing company holding substantial interest	Joint Venture	KMP										Parties in which KMP or their relatives have significant influence		Post employment benefit plans		Total			
			TEIL*	6ETL*	DMS	NS	AM	DKS	TS	KKH	VB	SD	SP	HAD	SB	AK		STFL	TRSTCT	TTLTOPS
<b>Nature of transactions with Related Parties</b>																				
Sales and rendering of services*	29.36	357.68	-	-	-	-	-	-	-	-	-	-	-	-	-	-	-	-	-	387.04
31-Mar-19	192.35	463.17	-	-	-	-	-	-	-	-	-	-	-	-	-	-	-	-	-	655.52
Purchases and receiving services*	353.92	3.95	-	-	-	-	-	-	-	-	-	-	-	-	-	-	-	-	-	357.87
31-Mar-19	431.00	-	-	-	-	-	-	-	-	-	-	-	-	-	-	-	-	-	-	431.00
Warranty expenses*	-	4.41	-	-	-	-	-	-	-	-	-	-	-	-	-	-	-	-	-	4.41
31-Mar-19	-	-	-	-	-	-	-	-	-	-	-	-	-	-	-	-	-	-	-	-
Rent & other charges income*	-	13.73	-	-	-	-	-	-	-	-	-	-	-	-	-	-	-	-	-	13.73
31-Mar-19	-	8.89	-	-	-	-	-	-	-	-	-	-	-	-	-	-	-	-	-	8.89
Royalty Income*	-	6.23	-	-	-	-	-	-	-	-	-	-	-	-	-	-	-	-	-	6.23
31-Mar-19	-	5.88	-	-	-	-	-	-	-	-	-	-	-	-	-	-	-	-	-	5.88
Rent expenditure*	2.18	-	-	-	-	-	-	-	-	-	-	-	-	-	-	-	-	-	-	2.18
31-Mar-19	2.05	-	-	-	-	-	-	-	-	-	-	-	-	-	-	-	-	-	-	2.05
Remuneration expenditure	-	-	42.66	42.95	28.08	5.95	-	-	-	-	-	-	-	-	-	-	-	-	-	119.64
31-Mar-19	-	-	42.05	40.98	26.49	5.86	-	-	-	-	-	-	-	-	-	-	-	-	-	115.38
Directors fee expenditure	-	-	-	-	-	-	0.39	-	0.60	0.40	0.50	0.49	0.25	0.10	-	-	-	-	-	2.73
31-Mar-19	-	-	-	-	-	-	0.34	0.17	0.60	0.35	0.55	0.21	-	0.15	-	-	-	-	-	2.37
Directors commission expenditure	-	-	-	-	-	-	1.00	-	1.00	1.00	1.00	1.00	1.00	1.00	-	-	-	-	-	7.00
31-Mar-19	-	-	-	-	-	-	1.12	-	1.12	1.12	1.12	0.76	-	0.76	-	-	-	-	-	6.00
Corporate social responsibility expenditure	-	-	-	-	-	-	-	-	-	-	-	-	-	-	-	-	7.43	-	-	7.43
31-Mar-19	-	-	-	-	-	-	-	-	-	-	-	-	-	-	-	9.00	-	-	-	9.00
Contribution to post employment benefit plans	-	-	-	-	-	-	-	-	-	-	-	-	-	-	-	-	7.49	12.94	-	20.43
31-Mar-19	-	-	-	-	-	-	-	-	-	-	-	-	-	-	-	-	7.43	4.95	-	12.38
Expenses incurred by the Company on behalf of party (net of expenses incurred by party on behalf of the Company)	(2.39)	23.25	-	-	-	-	-	-	-	-	-	-	-	-	-	-	-	-	-	20.86
31-Mar-19	(2.35)	16.89	-	-	-	-	-	-	-	-	-	-	-	-	-	-	-	-	-	14.54
Dividend Paid	35.31	-	11.69	7.38	0.04	-	6.99	-	-	0.01	-	-	-	-	-	43.46	-	-	-	104.88
31-Mar-19	39.60	-	13.71	8.29	0.04	-	7.85	-	-	0.01	-	-	-	-	-	48.03	-	-	-	117.53
Buyback of Shares	-	-	-	-	-	-	-	-	-	-	-	-	-	-	-	-	-	-	-	-
31-Mar-19	205.80	-	77.22	46.70	-	-	44.20	-	-	-	-	-	-	-	-	249.62	-	-	-	623.54
<b>Nature of transactions with Related Parties</b>																				
Receivable	142.24	212.35	-	-	-	-	-	-	-	-	-	-	-	-	-	-	-	-	-	354.59
31-Mar-19	137.41	482.33	-	-	-	0.03	-	-	-	-	-	-	-	-	-	-	-	-	-	619.77
Payable	31.93	62.61	0.56	0.21	0.33	-	1.00	-	1.00	1.00	1.00	1.00	1.00	1.00	-	-	-	-	1.80	104.44
31-Mar-19	53.18	51.17	0.52	0.21	0.39	-	1.12	-	1.12	1.12	1.12	0.76	-	0.76	-	-	-	-	1.86	113.33

\* Including taxes



# Notes to the Consolidated Financial Statements

for the year ended March 31, 2020

## (iv) Compensation of key managerial personnel:

	(₹ in Million)	
	31-Mar-20	31-Mar-19
Short-term employee benefits	112.57	108.67
Post-employment benefits	7.07	6.71
<b>Total</b>	<b>119.64</b>	<b>115.38</b>

The remuneration of directors and key executives is determined by the remuneration committee having regard to the performance of individuals and market trends.

## (v) Terms & conditions:

The sales to and purchases from related parties, including rendering / availment of services, are made on terms which are at arm's length after taking into consideration market considerations, external benchmarks and adjustment thereof, terms of Joint Venture agreement and methodology of sharing common group costs. There has not been any transactions with key management personnel other than the approved remuneration having regard to experience, performance and market trends. The outstanding balances at the year-end are unsecured and interest free and settlement occurs in cash. The Group has not recorded any impairment of receivables relating to amounts owed by related parties for the year ended March 31, 2020 except ₹ 14.42 Million in case of GE Triveni Limited (March 31, 2019: Nil).

## (vi) In respect of figures disclosed above:

- the amount of transactions/ balances are without giving effect to the Ind AS adjustments on account of fair valuation/ amortisation.
- Remuneration and outstanding balances of KMP does not include long term benefits by way of gratuity and compensated absences, which are currently not payable and are provided on the basis of actuarial valuation by the Group.

### Note 37: Capital management

For the purpose of capital management, capital includes total equity of the Group. The primary objective of the capital management is to maximize shareholder value. The Group is by and large debt free.

The business model of the Group is not capital intensive and being in the engineered-to-order capital goods space, the working capital is largely funded by advances from customers. The Group, therefore, prefers low gearing ratio. The Group manages its capital structure and makes adjustments in light of changes in economic conditions which may be in the form of payment of dividend subject to benchmark pay-out ratio, return capital to the shareholders or issue of new shares. Currently, the Group is cash positive and does not require any equity infusion or borrowings.

	(₹ in Million)	
	31-Mar-20	31-Mar-19
Borrowings (note 15 & 17)	11.69	0.51
Trade payables (note 18)	616.72	1,165.91
Other financial liabilities (note 19)	198.27	134.96
Lease liabilities	28.78	-
<b>Total debt</b>	<b>855.46</b>	<b>1,301.38</b>
Less: Cash and cash equivalent (note 11(a))	(658.05)	(270.15)
<b>Net debt (A)</b>	<b>197.41</b>	<b>1,031.23</b>
<b>Total equity (note 13 &amp; note 14)</b>	<b>5,301.78</b>	<b>4,333.86</b>
<b>Total equity and net debt (B)</b>	<b>5,499.19</b>	<b>5,365.09</b>
<b>Gearing ratio (A/B)</b>	<b>4%</b>	<b>19%</b>

Further, no changes were made in the objectives, policies or process for managing capital during the years ended March 31, 2020 and March 31, 2019.

The Group is not subject to any externally imposed capital requirements.

# Notes to the Consolidated Financial Statements

## for the year ended March 31, 2020

### Note 38: Financial risk management

The Group's principal financial liabilities comprises trade payables and other payables and by and large there are no borrowings, other than necessitated by temporary mismatch. The main purpose of the financial liabilities is to finance the Group's operations. The Group's principal financial assets include trade receivables, other receivables and cash and bank balances that derive directly from its operations. The Group also holds FVTPL investments and loans. The Group has substantial exports and is exposed to foreign currencies fluctuations during the contractual delivery period which is normally in the range of one year. The Group uses extensive derivatives to hedge its foreign exchange exposures which arise from export orders.

The Group's activities expose it mainly to market risk, liquidity risk and credit risk. The monitoring and management of such risks is undertaken by the senior management of the Group and there are appropriate policies and procedures in place through which such financial risks are identified, measured and managed in accordance with the Group's policies and risk objectives. The Group has specialized teams to undertake derivative activities for risk management purposes and such team has appropriate skills, experience and expertise. It is the Group policy not to carry out any trading in derivative for speculative purposes. The Audit Committee and the Board are regularly apprised of such risks every quarter and each such risk and mitigation measures are extensively discussed.

#### (i) Credit risk

Credit risk arises when a counterparty defaults on its contractual obligations to pay resulting in financial loss to the Group. The Group is exposed to credit risk from its operating activities, primarily trade receivables. The credit risks in respect of deposits with the banks, foreign exchange transactions and other financial instruments are only nominal.

#### (a) Credit risk management

The customer credit risk is managed subject to the Group's established policy, procedure and controls relating to customer credit risk management. In order to contain the business risk, prior to acceptance of an order from a customer, the creditworthiness of the customer is ensured through scrutiny of its financials, status of financial closure of the project, if required, market reports and reference checks. The Group remains vigilant and regularly assesses the financial position of customers during execution of contracts with a view to limit risks of delays and default. Further, in most of the cases, the Group prescribes stringent payment terms including ensuring full payments before delivery of goods. Retention amounts, if applicable, are payable after satisfactory commissioning and performance. In view of the industry practice and being in a position to prescribe the desired commercial terms, credit risks from receivables are well contained on an overall basis.

The impairment analysis is performed on each reporting period on individual basis for major customers. In addition, a large number of receivables are grouped and assessed for impairment collectively. The calculation is based on historical data of losses, current conditions and forecasts and future economic conditions. The Group's maximum exposure to credit risk at the reporting date is the carrying amount of each financial asset as detailed in note 5, 6, 7, 8 and 11.

The trade receivables position is provided here below:

	(₹ in Million)	
	31-Mar-20	31-Mar-19
Total receivables (Note 6)	1,253.49	1,761.54
Receivables individually in excess of 10% of the total receivables	355.55	482.33
Percentage of above receivables to the total receivables of the Group	28%	27%

From the above table, it can be observed that the concentration of risk in respect of trade receivables is well spread out and moderate. Further, its customers are located in several jurisdictions and industries and operate in largely independent markets.

# Notes to the Consolidated Financial Statements

for the year ended March 31, 2020

## (b) Provision for expected credit losses

Basis as explained above, apart from specific provisioning against impairment on an individual basis for major customers, the Group provides for expected credit losses (ECL) for other receivables based on historical data of losses, current conditions and forecasts and future economic conditions, including loss of time value of money due to delays. In view of the business model of the Group, engineered-to-order products and the prescribed commercial terms, the determination of provision based on age analysis may not be a realistic and hence, the provision of expected credit loss is determined for the total trade receivables outstanding as on the reporting date. Considering all such factors, ECL (net of specific provisioning) for trade receivables as at year end worked out as follows:

	31-Mar-20	31-Mar-19
Expected credit loss (%)	0.66%	0.44%
Expected credit loss (₹ in Million)	8.26	5.42

## (ii) Liquidity risk

The Group uses liquidity forecast tools to manage its liquidity. As per the business model of the Group, the requirement of working capital is not intensive. The Group is able to substantially fund its working capital from advances from customers and from internal accruals and hence, its reliance on funding through borrowings is negligible. In view of free cash flows, the Group has even been able to fund substantial capital expenditure from internal accruals.

	(₹ in Million)	
	31-Mar-20	31-Mar-19
Current financial assets (CFA) (refer note 5, 6, 7, 8 & 11)	3,272.88	2,219.87
Non-current financial assets (NCFA) (refer note 6, 7 & 8)	8.57	19.33
<b>Total financial assets (FA)</b>	<b>3,281.45</b>	<b>2,239.20</b>
Current financial liabilities (CFL) (note 17, 18 & 19)	822.32	1,301.36
Non-current financial liabilities (NCFL) (note 15 & 42(ii))	33.14	0.02
<b>Total financial liabilities (FL)</b>	<b>855.46</b>	<b>1,301.38</b>
<b>Ratios</b>		
CFA/ CFL	3.98	1.71
NCFA/NCFL	0.26	966.50
FA/FL	3.84	1.72

Above ratio indicates fair liquidity. The Group invests surplus funds in bank deposits or liquid mutual funds for appropriate tenures in consonance with cash flow forecasts.

Maturities analysis of financial liabilities:

	(₹ in Million)				
	On demand	< 1 year	1-5 years	Total	Carrying amount
<b>As at March 31, 2020</b>					
Borrowings	-	2.13	9.56	11.69	11.69
Trade payables	-	616.72	-	616.72	616.72
Other financial liabilities	-	198.27	-	198.27	198.27
Lease liabilities [refer note 42(ii)]	-	5.20	23.58	28.78	28.78
	-	<b>822.32</b>	<b>33.14</b>	<b>855.46</b>	<b>855.46</b>
<b>As at March 31, 2019</b>					
Borrowings	-	0.49	0.02	0.51	0.51
Trade payables	-	1,165.91	-	1,165.91	1,165.91
Other financial liabilities	-	134.96	-	134.96	134.96
Lease liabilities [refer note 42(ii)]	-	-	-	-	-
	-	<b>1,301.36</b>	<b>0.02</b>	<b>1,301.38</b>	<b>1,301.38</b>

# Notes to the Consolidated Financial Statements

## for the year ended March 31, 2020

### (iii) Market risk

The Group is virtually debt free and is largely insulated from interest rate risks. Even with respect to investments in mutual funds, the impact of interest rate risk is nominal as the investment is carried in liquid or substantially liquid funds. The Group is essentially exposed to currency risks as export sales forms substantial part of the total sales of the Group. While the Group is mainly exposed to US Dollars, the Group also deals in other currencies, such as, Euro, GBP etc.

The cycle from booking order to collection extends to about a year and the Group is exposed to foreign exchange fluctuation risks during this period. As a policy, the Group remains substantially hedged through forward exchange contracts or other simple structures. It considerably mitigates the risk and the Group is also benefitted in view of incidental forward premium. The policy of substantial hedging insulates the Group from the exchange rate fluctuation and the impact of sensitivity is nominal.

#### (a) Foreign currency risk exposure

The Group's exposure to foreign currency risk at the end of the reporting period are as follows:

		USD	EURO	GBP	Other foreign currencies
<b>As at March 31, 2020</b>					
- Trade receivables	in foreign currency (Million)	3.32	1.56	0.88	-
	in equivalent ₹ (Million)	248.30	127.40	80.60	-
- Cash and bank balances	in foreign currency (Million)	0.10	0.04	-	*
	in equivalent ₹ (Million)	7.26	3.67	-	2.42
- Other financial assets	in foreign currency (Million)	-	-	-	*
	in equivalent ₹ (Million)	-	-	-	0.52
Derivative assets (in respect of underlying financial assets)					
- Foreign exchange forward contracts to sell foreign currency	in foreign currency (Million)	2.68	1.48	0.74	-
	in equivalent ₹ (Million)	200.13	120.76	67.98	-
Net exposure to foreign currency risk (assets)	in foreign currency (Million)	0.74	0.12	0.14	*
	in equivalent ₹ (Million)	55.43	10.31	12.62	2.94
Financial liabilities					
- Trade payables	in foreign currency (Million)	1.01	0.16	0.02	*
	in equivalent ₹ (Million)	77.09	13.32	1.45	2.84
- Other financial liabilities	in foreign currency (Million)	-	-	-	*
	in equivalent ₹ (Million)	-	-	-	4.09
Net exposure to foreign currency risk (liabilities)	in foreign currency (Million)	1.01	0.16	0.02	*
	in equivalent ₹ (Million)	77.09	13.32	1.45	6.93

# Notes to the Consolidated Financial Statements

for the year ended March 31, 2020

		USD	EURO	GBP	Other foreign currencies
<b>As at March 31, 2019</b>					
- Trade receivables	in foreign currency (Million)	3.01	1.20	1.17	-
	in equivalent ₹ (Million)	205.81	91.54	103.85	-
- Cash and bank balances	in foreign currency (Million)	0.78	0.04	-	*
	in equivalent ₹ (Million)	53.41	3.43	-	2.10
- Other financial assets	in foreign currency (Million)	-	-	-	*
	in equivalent ₹ (Million)	-	-	-	0.72
Derivative assets (in respect of underlying financial assets)					
- Foreign exchange forward contracts to sell foreign currency	in foreign currency (Million)	2.24	1.20	1.00	-
	in equivalent ₹ (Million)	153.10	91.54	89.22	-
Net exposure to foreign currency risk (assets)	in foreign currency (Million)	<b>1.55</b>	<b>0.04</b>	<b>0.17</b>	*
	in equivalent ₹ (Million)	<b>106.12</b>	<b>3.43</b>	<b>14.63</b>	<b>2.82</b>
Financial liabilities					
- Trade payables	in foreign currency (Million)	0.71	0.35	0.03	*
	in equivalent ₹ (Million)	49.73	28.03	2.49	32.45
- Other financial liabilities	in foreign currency (Million)	-	-	-	*
	in equivalent ₹ (Million)	-	-	-	<b>3.76</b>
Net exposure to foreign currency risk (liabilities)	in foreign currency (Million)	<b>0.71</b>	<b>0.35</b>	<b>0.03</b>	*
	in equivalent ₹ (Million)	<b>49.73</b>	<b>28.03</b>	<b>2.49</b>	<b>36.21</b>

The Group's foreign currency derivatives outstanding (including for firm commitments) at the end of the reporting period are as follows:

		USD	EURO	GBP	Other foreign currencies
<b>As at March 31, 2020</b>					
Foreign exchange forward contracts to sell foreign currency	in foreign currency (Million)	14.96	8.88	1.55	-
	in equivalent ₹ (Million)	1,117.15	726.77	142.46	-
<b>As at March 31, 2019</b>					
Foreign exchange forward contracts to sell foreign currency	in foreign currency (Million)	19.37	6.56	3.49	-
	in equivalent ₹ (Million)	1,325.78	500.48	310.74	-

# Notes to the Consolidated Financial Statements

for the year ended March 31, 2020

## (b) Impact of hedging activities

### (i) Disclosure of effects of cash flow hedge accounting on financial position towards hedging foreign currency risk through foreign currency forward contracts.

	31-Mar-20	31-Mar-19
Carrying amount of hedging instruments		
- Assets/ (Liabilities) ( ₹ in Million)	(60.38)	100.83
Line item affected in Balance Sheet	Other financial liability	Other financial assets
Maturity date	April 2020 - November 2020	April 2019 - January 2020
Hedge ratio	81%	73%
weighted average strike price/rate	US\$ 1= INR 73.55 EURO 1= INR 82.53 GBP= INR 92.28	US\$ 1= INR 73.15 EURO 1= INR 85.85 GBP= INR 94.72
Changes in fair value of hedging instruments ( ₹ in Million)	(158.87)	114.23
Change in the value of hedged item used as the basis for recognising hedge effectiveness ( ₹ in Million)	158.87	(114.23)

### (ii) Disclosure of effects of cash flow hedge accounting on financial performance

(₹ in Million)

	31-Mar-20	31-Mar-19
Changes in the value of the hedging instrument recognised in other comprehensive income	(158.87)	114.23
Hedge ineffectiveness recognised in profit or loss	(34.05)	0.23
Amount reclassified from cash flow hedging reserve to profit or loss	84.56	(41.63)
Line item affected in Statement of Profit and Loss because of the reclassification	Revenue	Revenue

### (iii) Movements in cash flow hedging reserve

(₹ in Million)

	31-Mar-20	31-Mar-19
Opening Balance	42.70	(4.68)
Add: Changes in discounted spot element of foreign exchange forward contracts, net	(158.87)	114.23
Less: Hedge ineffectiveness recognised in profit or loss	(34.05)	0.23
Less: Amount reclassified from cash flow hedging reserve to profit or loss	84.56	(41.63)
	<b>(65.66)</b>	<b>68.15</b>
Less: Deferred tax relating to above	(32.20)	25.45
<b>Closing balance</b>	<b>(33.46)</b>	<b>42.70</b>

# Notes to the Consolidated Financial Statements

for the year ended March 31, 2020

## (c) Sensitivity

The following table demonstrate the sensitivity of net unhedged foreign currency exposures to a reasonably possible changes in foreign currency exchange rates, with all other variables held constant.

	Change in FC exchange rate by	Impact on profit or loss and equity (in ₹ in Million)			
		Increase in FC exchange rates		Decrease in FC exchange rates	
		31-Mar-20	31-Mar-19	31-Mar-20	Total
USD sensitivity	5%	(1.08)	2.82	1.08	(2.82)
EURO sensitivity	5%	(0.15)	(1.23)	0.15	1.23
GBP sensitivity	5%	0.56	0.61	(0.56)	(0.61)
Other foreign currencies sensitivity	5%	(0.20)	(1.67)	0.20	1.67

In addition to the above, an increase in exchange rates of subsidiaries' functional currency by 5% will result in increase in foreign currency translation reserve (a component of other equity) for the year ended March 31, 2020 by ₹ 7.47 Million (March 31, 2019: ₹ 1.16 Million). A decrease in such exchange rates will have a reverse impact with equivalent amounts. There is no impact on the profits of the Group.

Further, the change in foreign currency rates will impact the fair value of the derivatives and correspondingly impact the profit or loss, but there will not be any impact over the hedge period as the derivatives will enable capturing the hedged rates and the budgeted profitability would remain unchanged.

## Note 39: Fair value measurements

### (i) Financial instruments by category

(₹ in Million)

	31-Mar-20			31-Mar-19		
	FVTPL *	FVOCI	Amortised cost	FVTPL *	FVOCI	Amortised cost
<b>Financial assets</b>						
Investments in mutual funds	1,295.03	-	-	50.05	-	-
Trade receivables	-	-	1,253.49	-	-	1,761.54
Unbilled revenue	-	-	30.16	-	-	35.31
Loans	-	-	2.11	-	-	2.64
Cash and bank balances	-	-	683.68	-	-	271.64
Security deposits	-	-	9.04	-	-	8.21
Earnest money deposits	-	-	7.94	-	-	8.29
Derivative financial assets	-	-	-	-	100.83	-
Other receivables	-	-	-	-	-	0.69
<b>Total financial assets</b>	<b>1,295.03</b>	<b>-</b>	<b>1,986.42</b>	<b>50.05</b>	<b>100.83</b>	<b>2,088.32</b>
<b>Financial liabilities</b>						
Borrowings	-	-	11.69	-	-	0.51
Trade payables	-	-	616.72	-	-	1,165.91
Capital creditors	-	-	16.90	-	-	18.06
Derivative financial liabilities	-	60.38	-	-	-	-
Lease Liabilities	-	-	28.78	-	-	-
Other payables	-	-	120.99	-	-	116.90
<b>Total financial liabilities</b>	<b>-</b>	<b>60.38</b>	<b>795.08</b>	<b>-</b>	<b>-</b>	<b>1,301.38</b>

\* Mandatorily measured at FVTPL, there is no financial instrument which is designated as FVTPL

# Notes to the Consolidated Financial Statements

## for the year ended March 31, 2020

### (ii) Fair value hierarchy

This section explains the judgements and estimates made in determining the fair values of the financial instruments that are recognised and measured at fair value. To provide an indication about the reliability of the inputs used in determining fair value, the Group has classified its financial instruments into the three levels prescribed under the accounting standard. An explanation of each level follows underneath the table.

#### Financial assets and liabilities measured at fair value - recurring fair value measurements

(₹ in Million)

	Note No.	Level 1	Level 2	Level 3	Total
<b>As at 31 March 2020</b>					
Financial assets					
- Investments in mutual funds (Unquoted)	5 (b)	-	1,295.03	-	1,295.03
- Foreign exchange forward contracts at FVOCI	8	-	-	-	-
		-	1,295.03	-	1,295.03
Financial liabilities					
- Foreign exchange forward contracts at FVOCI	19	-	60.38	-	60.38
		-	60.38	-	60.38
<b>As at March 31, 2019</b>					
Financial assets					
- Investments in mutual funds (Unquoted)	5 (b)	-	50.05	-	50.05
- Foreign exchange forward contracts at FVOCI	8	-	100.83	-	100.83
		-	150.88	-	150.88
Financial liabilities					
- Foreign exchange forward contracts at FVOCI	19	-	-	-	-
		-	-	-	-

**Level 1:** Level 1 hierarchy includes financial instruments measured using quoted prices. No assets are classified in this category.

**Level 2:** The fair value of financial instruments that are not traded in an active market is determined using valuation techniques which maximise the use of observable market data and rely as little as possible on entity-specific estimates. If all significant inputs required to fair value an instrument are observable, the instrument is included in level 2.

**Level 3:** If one or more of the significant inputs is not based on observable market data, the instrument is included in level 3. No assets are classified in this category.

There are no transfers between levels 1 and 2 during the year.

### (iii) Valuation technique used to determine fair value

Specific valuation techniques used to value financial instruments include:

- the fair value of the mutual funds is determined using daily NAV as declared for the particular scheme by the Asset Management Company. The fair value estimates are included in Level 2.
- the fair value of foreign exchange forward contracts is determined using market observable inputs, including prevalent forward rates for the maturities of the respective contracts and interest rate curves as indicated by Banks and third parties.

All of the resulting fair value estimates are included in level 2



# Notes to the Consolidated Financial Statements

for the year ended March 31, 2020

## (iv) Valuation processes

The finance team has requisite knowledge and skills. The team headed by group CFO directly reports to the audit committee to arrive at the fair value of financial instruments.

## (v) Fair value of financial assets and liabilities that are not measured at fair value (but fair value disclosures are required)

The management considers that the carrying amounts of financial assets and financial liabilities recognised in the financial statements approximate their fair values.

## Note 40: Interest in other entities

### (i) Subsidiary

Details of the Group's subsidiary at the end of the reporting period is as follows:

Name of Subsidiary	Principal activities	Place of incorporation and operation	Proportion of ownership interest and voting power held by the Group	
			31-Mar-20	31-Mar-19
Triveni Turbines Europe Private Limited	Trading & services of steam turbines	United Kingdom	100%	100%
Triveni Turbines DMCC (step-down subsidiary)	Trading of steam turbines	Dubai, United Arab Emirates	100%	100%
Triveni Turbines Africa Pvt. Ltd. (step-down subsidiary)	Trading & services of steam turbines	South Africa	100%	100%

### (ii) Interest in joint venture (refer note 2(a)(i))

Details of the Group's joint venture at the end of the reporting period is as follows:

Name of joint venture	Principal activities	Place of incorporation and operation	Proportion of ownership interest and voting power held by the Group	
			31-Mar-20	31-Mar-19
GE Triveni Limited	Trading and services of steam turbines	India	50%	50%

The above joint venture is accounted for using the equity method in these consolidated financial statements.

# Notes to the Consolidated Financial Statements

for the year ended March 31, 2020

## (a) Summarised financial information for joint venture

The summarised financial information below represents amounts shown in the joint venture's financial statements prepared in accordance with Ind AS adjusted by the Group for equity accounting purposes.

### Summarised Balance Sheet of GE Triveni Limited

	(₹ in Million)	
	31-Mar-20	31-Mar-19
Current assets		
Cash and cash equivalent	81.15	7.81
Other assets	779.74	1,005.93
<b>Total current assets</b>	<b>860.89</b>	<b>1,013.74</b>
<b>Total non-current assets</b>	<b>149.10</b>	<b>214.78</b>
Current liabilities		
Financial liabilities (excluding trade payables and provisions)	19.22	5.97
Other liabilities	521.13	885.98
<b>Total current liabilities</b>	<b>540.35</b>	<b>891.95</b>
Non-current liabilities		
Financial liabilities (excluding trade payables and provisions)	8.23	7.34
Other liabilities	2.89	1.81
<b>Total non-current liabilities</b>	<b>11.12</b>	<b>9.15</b>
<b>Net assets</b>	<b>458.52</b>	<b>327.42</b>

### Summarised Statement of Profit and Loss of GE Triveni Limited

	(₹ in Million)	
	31-Mar-20	31-Mar-19
Revenue	1,285.22	777.28
Interest income	4.60	1.07
Depreciation and amortisation	26.91	30.58
Interest expense	1.20	1.98
Income tax expense	43.58	38.20
Profit from continuing operations	131.33	89.77
Profit from discontinued operations	-	-
Profit for the year	131.33	89.77
Other comprehensive income	(0.23)	0.04
Total comprehensive income	131.10	89.81
Dividend received from the joint venture	-	-

Reconciliation of the above summarised financial information to the carrying amount of the interest in the joint venture recognised in consolidated financial statements:

	(₹ in Million)	
	31-Mar-20	31-Mar-19
Net assets of GE Triveni Limited	458.52	327.42
Group's share in %	50%	50%
Group's share in ₹ in Million	229.26	163.71
Adjustments:		
Group's share in adjustment for unrealised profits on inter-company transactions (net of tax)	(0.14)	(10.37)
Group's share in adjustment for tax on balance undistributed profits	-	(15.05)
<b>Carrying amount</b>	<b>229.12</b>	<b>138.29</b>

# Notes to the Consolidated Financial Statements

for the year ended March 31, 2020

## Note 4.1: Additional information required by Schedule III

Name of the entity in the Group	Net Assets, i.e., total assets minus total liabilities		Share in profit or loss		Share in other comprehensive income		Share in total comprehensive income	
	As % of consolidated net assets	Amount (₹ in Million)	As % of consolidated profit or loss	Amount (₹ in Million)	As % of consolidated other comprehensive income	Amount (₹ in Million)	As % of consolidated total comprehensive income	Amount (₹ in Million)
<b>Parent</b>								
<b>Triveni Turbine Limited</b>								
March 31, 2020	94.21%	4,994.52	83.86%	1,021.16	118.38%	(80.89)	81.80%	940.27
March 31, 2019	95.57%	4,141.41	87.42%	876.05	104.06%	43.64	88.08%	919.69
<b>Subsidiaries (Group's share)</b>								
<b>Foreign</b>								
<b>Triveni Turbines Europe Private Ltd</b>								
March 31, 2020	0.74%	39.18	2.31%	28.13	-18.56%	12.68	3.55%	40.81
March 31, 2019	1.67%	72.19	4.06%	40.70	-4.11%	(1.73)	3.73%	38.97
<b>Triveni Turbines DMCC</b>								
March 31, 2020	1.95%	103.28	6.35%	77.32	-	-	6.73%	77.32
March 31, 2019	0.58%	25.05	5.24%	52.52	-	-	5.03%	52.52
<b>Triveni Turbines Africa Pvt. Ltd.</b>								
March 31, 2020	0.30%	15.67	0.02%	0.22	-	-	0.02%	0.22
March 31, 2019	0.85%	36.92	0.13%	1.29	-	-	0.12%	1.29
<b>Joint ventures (Investments as per the equity method)</b>								
<b>Indian</b>								
<b>GE Triveni Limited</b>								
March 31, 2020	2.80%	149.13	7.46%	90.95	0.18%	(0.12)	7.90%	90.83
March 31, 2019	1.33%	58.29	3.15%	31.69	0.05%	0.02	3.04%	31.71
<b>Total</b>								
March 31, 2020	100%	5,301.78	100%	1,217.78	100%	(68.33)	100%	1,149.45
March 31, 2019	100%	4,333.86	100%	1,002.25	100%	41.93	100%	1,044.18

# Notes to the Consolidated Financial Statements

## for the year ended March 31, 2020

### Note 42: Leases

#### Group as a Lessee

- (i) During financial year 2014-15, the Group had acquired land at Sompura from Karnataka Industrial Areas Development Board (KIADB) on a lease-cum-sale basis. The land is under lease for initial period of ten years thereafter the ownership of the land will be transferred in favour of the Group (refer note 3(ii)). Initial upfront lease payment (including slum cess and process fee) of ₹ 365.81 Million was made to the KIADB for acquisition of land and thereafter, the Group's obligations under lease is yearly recurring maintenance charges of ₹ 0.14 Million during the lease period. There is no contingent rent or restriction imposed in the lease agreement.
- (ii) During the year, the Group has adopted Ind AS 116 "Leases" effective April 1, 2019, as notified by the Ministry of Corporate Affairs (MCA) in the Companies (Indian Accounting Standard) Amendment Rules, 2019, using modified retrospective method. The adoption of this standard did not have any material impact on the profit for year ended March 31, 2020. The Company has various lease contracts for vehicles, office equipment and office premises used in its operations. Leases of vehicles and office equipment generally have lease term of 5 years while office premises have lease terms between 2 and 9 years. The Company's obligations under its leases are secured by the lessor's title to the leased assets. The Company has given refundable interest-free security deposits under certain agreements. There is no contingent rent, sublease payments or restriction imposed in the lease agreement.

The Group also has certain leases of office premises with lease terms of 12 months or less and leases of office equipment with low value. The Company applies the 'short-term lease' and 'lease of low-value assets' recognition exemptions for these leases as per Ind AS 116.

Set out below are the carrying amounts of right-of-use assets recognised and the movements during the year:

(₹ in Million)

	Vehicles	Office Equipment	Office Premises	Total
<b>As at April 1, 2019</b>	-	-	-	-
Impact on account of transition to Ind AS 116	8.97	2.89	22.15	34.01
Depreciation expense	2.89	0.96	3.28	7.13
<b>As at March 31, 2020</b>	<b>6.08</b>	<b>1.93</b>	<b>18.87</b>	<b>26.88</b>

Set out below are the carrying amounts of lease liabilities and the movements during the year:

(₹ in Million)

	31-Mar-20
<b>Opening Balance</b>	-
Impact on account of transition to Ind AS 116	34.01
Interest expense on lease liabilities	3.22
Payment of lease liabilities	(8.45)
<b>Closing Balance</b>	<b>28.78</b>
Current	5.20
Non-current	23.58
	<b>28.78</b>

- (i) The maturity analysis of lease liabilities are disclosed in note 38(ii)
- (ii) The effective interest rate for lease liabilities is 9.5 %, with maturity between 2021-2028

# Notes to the Consolidated Financial Statements

for the year ended March 31, 2020

The following are the amounts recognised in Statement of Profit or Loss

	(₹ in Million)
	<b>31-Mar-20</b>
Depreciation expense of right-of-use assets	7.13
Interest expense on lease liabilities	3.22
Expense relating to short-term leases & low value assets (included in other expenses)	10.67

## Group as a lessor

The Group has given certain portions of its office premises under leases. These leases are not non-cancellable and are extendable by mutual consent and at mutually agreeable terms. The gross carrying amount, accumulated depreciation and depreciation recognized in the Statement of Profit and Loss in respect of such portion of the leased premises are not separately identifiable. There is no impairment loss in respect of such premises. No contingent rent has been recognised in the Statement of Profit and Loss. There are no minimum future lease payments as there are no non-cancellable leases. Lease income is recognised in the Statement of Profit and Loss under "Other Income" (refer note 24). Initial direct costs incurred, if any, to earn revenues from a lease are recognised as an expense in the Statement of Profit and Loss in the period in which they are incurred.

## Note 43: Commitments

	(₹ in Million)	
	<b>31-Mar-20</b>	<b>31-Mar-19</b>
(i) Estimated amount of contracts remaining to be executed on capital account and not provided for (against which advances paid aggregating to ₹ 13.15 Million (March 31, 2019: ₹ 9.31 Million )	86.31	70.34
(ii) Other commitments:		
(a) Derivative instruments	Refer note 38 (iii) (a), (b)	
(b) Non-disposal of investments in joint venture	Refer note 17 (ii)	

## Note 44: Contingent liabilities and contingent assets

### Contingent liabilities

	(₹ in Million)																																			
	<b>31-Mar-20</b>	<b>31-Mar-19</b>																																		
<b>Claims against the Group not acknowledged as debts:</b>	<b>73.02</b>	<b>79.54</b>																																		
(i) Claims which are being contested by the Group and in respect of which the Group has paid amounts aggregating to ₹ 1.67 Million (March 31, 2019: ₹ 1.66 Million ), excluding interest, under protest pending final adjudication of the cases:																																				
	<table border="1"> <thead> <tr> <th rowspan="2">Sl. No.</th> <th rowspan="2">Particulars</th> <th colspan="2">Amount of contingent liability</th> <th colspan="2">Amount paid</th> </tr> <tr> <th>31-Mar-20</th> <th>31-Mar-19</th> <th>31-Mar-20</th> <th>31-Mar-19</th> </tr> </thead> <tbody> <tr> <td>1</td> <td>Excise duty</td> <td style="text-align: center;">-</td> <td style="text-align: center;">8.11</td> <td style="text-align: center;">-</td> <td style="text-align: center;">0.09</td> </tr> <tr> <td>2</td> <td>Service tax</td> <td style="text-align: center;">52.66</td> <td style="text-align: center;">50.75</td> <td style="text-align: center;">1.67</td> <td style="text-align: center;">1.57</td> </tr> <tr> <td>3</td> <td>Income tax</td> <td style="text-align: center;">18.88</td> <td style="text-align: center;">18.79</td> <td style="text-align: center;">-</td> <td style="text-align: center;">-</td> </tr> <tr> <td>4</td> <td>Others</td> <td style="text-align: center;">1.48</td> <td style="text-align: center;">1.90</td> <td style="text-align: center;">-</td> <td style="text-align: center;">-</td> </tr> </tbody> </table>		Sl. No.	Particulars	Amount of contingent liability		Amount paid		31-Mar-20	31-Mar-19	31-Mar-20	31-Mar-19	1	Excise duty	-	8.11	-	0.09	2	Service tax	52.66	50.75	1.67	1.57	3	Income tax	18.88	18.79	-	-	4	Others	1.48	1.90	-	-
Sl. No.	Particulars	Amount of contingent liability			Amount paid																															
		31-Mar-20	31-Mar-19	31-Mar-20	31-Mar-19																															
1	Excise duty	-	8.11	-	0.09																															
2	Service tax	52.66	50.75	1.67	1.57																															
3	Income tax	18.88	18.79	-	-																															
4	Others	1.48	1.90	-	-																															

The amount shown above represent the best possible estimates arrived at on the basis of available information. The uncertainties, possible payments and reimbursements are dependent on the outcome of the different legal processes which have been invoked by the Group or the claimants, as the case may be, and therefore cannot be predicted accurately. The Group engages reputed professional advisors to protect its interests and has been advised that it has strong legal position against such disputes.

# Notes to the Consolidated Financial Statements

## for the year ended March 31, 2020

- (ii) The Hon'ble Supreme Court of India has passed a judgement relating to definition of wages under the Provident Fund Act, 1952 on February 28, 2019. However, considering that there are numerous interpretative issues related to the judgement and in the absence of reliable measurement of the provision for the earlier period, the Group has made provision for provident fund contribution from the date of order. The Group will evaluate its position and update provision, if required, after receiving further clarity in this regard.

### Contingent assets

Based on management analysis, there are no material contingent assets as on March 31, 2020 (March 31, 2019: Nil).

### Note 45: Petition and arbitration in relation to General Electric Company and its affiliates

During the year, the Company filed a petition on 10 June 2019 under the provisions of Section 241, 242, 244 of the 2013 Act before National Company Law Tribunal, Bengaluru ("NCLT"), seeking specific reliefs to bring to an end the matters of oppression and mismanagement in the joint venture company viz GE Triveni Ltd (GETL) by General Electric Company and its affiliates (GE). The grounds on which the Company was constrained to file the petition were certain actions of GE which were oppressive, fraudulent, prejudicial, harsh and burdensome to the interest of GETL including but not limited to lack of probity, diversion of business, violation of non-compete, conflict of interest by GE employees/nominee directors etc. Instead of submitting its objections on merits to the said Company Petition, two of GE Affiliates filed applications before the NCLT, praying to refer the dispute raised in Company Petition to arbitration. The matter is now pending adjudication before the NCLT, Bengaluru.

D I Netherland BV, affiliate of GE and Joint Venture partner in GETL, invoked separate arbitration proceedings before Arbitration Tribunal under the UNCITRAL Arbitration Rules, 1976 in United Kingdom and filed a statement of claim on June 1, 2020, alleging violation of certain terms of the JV Agreement by the Company. The claims made are based on estimation and amounts are not quantified with precision. The Company firmly believes that the allegations raised are unsubstantiated, untenable, and unsustainable. The Company will submit its defence and counter claim, if any in the due course. Accordingly, at this preliminary stage no provision is considered necessary in the consolidated financial statements.

### Note 46: Disclosures required under Section 22 of the Micro, Small and Medium Enterprises Development Act, 2006

Based on the intimation received by the Group from its suppliers regarding their status under the Micro, Small and Medium Enterprises Development Act, 2006, the relevant information is provided here below:

	(₹ in Million)	
	31-Mar-20	31-Mar-19
The principal amount and the interest due thereon remaining unpaid to any supplier as at the end of accounting year; as at the end of the year		
(i) Principal amount	68.46	100.77
(ii) Interest due on above	-	-
The amount of interest paid by the buyer in terms of section 16 of Micro, Small and Medium Enterprises Development Act, 2006, along with the amount of the payment made to the supplier beyond the appointed day during each accounting year.	-	-
The amount of interest due and payable for the year of delay in making payment (which have been paid but beyond the appointed day during the year) but without adding the interest specified under the Micro, Small and Medium Enterprises Development Act, 2006	-	-
The amount of interest accrued and remaining unpaid at the end of each accounting year; and	-	-
The amount of further interest remaining due and payable even in the succeeding years, until such date when the interest dues above are actually paid to the small enterprise, for the purpose of disallowance of a deductible expenditure under section 23 of the Micro, Small and Medium Enterprises Development Act, 2006.	-	-

# Notes to the Consolidated Financial Statements

for the year ended March 31, 2020

## Note 47: Research & development expenses

During the year, the Group has incurred expenditure of ₹ 86.23 Million (March 31, 2019: ₹ 81.93 Million) on research and development activities.

	(₹ in Million)	
	31-Mar-20	31-Mar-19
Revenue expenses	62.50	68.77
Capital expenditure	23.73	13.16
<b>Total</b>	<b>86.23</b>	<b>81.93</b>

## Note 48: Ind AS 115 – Revenue from Contracts with Customers

### i) Disaggregated revenue information

In the following table, revenue is disaggregated by major products/service lines and timing of revenue recognition:

		(₹ in Million)	
	Timing of revenue recognition	31-Mar-20	31-Mar-19
<b>Sale of products</b>			
Finished goods			
- Turbines (including related equipments and supplies)	At point in time	5571.29	5,731.40
- Spares	At point in time	1654.8	1,593.23
<b>Sale of Services</b>			
Servicing, operation and maintenance	Over time	582.22	666.07
Erection and commissioning	At point in time	235.17	196.39
<b>Turbine extended scope turnkey project</b>	Over time	1.16	43.22
Sale of scrap	At point in time	3.17	4.51
Selling commission	At point in time	3.86	
Royalty	At point in time	5.28	4.98
Export incentives	At point in time	121.73	160.06
		<b>8,178.68</b>	<b>8,399.86</b>

### ii) Contract balances

	(₹ in Million)	
	31-Mar-20	31-Mar-19
Trade receivables	1,253.49	1,761.54
Contract assets – Amounts due from Customers under construction contracts	5.85	5.85
Contract assets – Unbilled revenue	30.16	35.31
Contract liabilities – Advance from customers	1,628.06	1,334.47
Contract liabilities – Deferred revenue	42.67	52.22
Contract liabilities – Amount due to customers under construction contracts	2.97	4.13

# Notes to the Consolidated Financial Statements

## for the year ended March 31, 2020

Trade receivables have decreased by ₹ 508.05 million over previous year due to realization of dues towards the year-end. During the year, provision for doubtful debts and expected credit losses on trade receivables was recognised as disclosed below.

	(₹ in Million)	
	31-Mar-20	31-Mar-19
Provision, net of reversal for doubtful debts	22.43	3.68
	<b>22.43</b>	<b>3.68</b>

Contract liabilities include advances received from customers, deferred revenue and amount due to customers. The outstanding balances of these accounts has increased by ₹ 282.88 million primarily on account of satisfaction of performance obligation subsequent to year-end against which the advances were received during the year.

During the year, the Group has recognised revenue of ₹ 1207.72 million out of the contract liabilities outstanding at the beginning of the year.

### iii) Reconciliation of revenue recognised with contract price

	(₹ in Million)	
	31-Mar-20	31-Mar-19
Contract price	8,243.16	8,423.37
Adjustments for:		
Variable Considerations - Others	64.48	23.51
<b>Total revenue from operations</b>	<b>8178.68</b>	<b>8,399.86</b>

### iv) Performance obligation

Information about the Group's performance obligations are summarised below:

#### Sale of goods

The performance obligation is satisfied upon shipment of the goods and transfer of control. The Company considers whether there are other promises in the contract that are separate performance obligations to which a portion of the transaction price is allocated.

#### Sale of services

The performance obligation is satisfied over-time or point in time based on the nature of services and payment is generally due upon completion of services.

#### Obligation towards warranties

The Company provides for warranties to its customers in the nature of assurance-type. The assurance-type warranty is accounted for as obligation and provided for under Ind AS 37 Provisions, Contingent Liabilities and Contingent Assets.



# Notes to the Consolidated Financial Statements

for the year ended March 31, 2020

## Note 49: Impact of COVID-19

COVID-19 pandemic has severely impacted the world economy including India. The operations of the Company are also impacted, particularly during the lockdown period as both the factories and all sales and service offices were closed. Due to logistics bottlenecks, closure of customers' site and suspension of travel, there was an impact on sales despatches and order booking. The Company has resumed operation in phased manner from third week of April 2020 following government guidelines issued from time to time. In developing the assumptions relating to the possible future uncertainties in the domestic / global economic conditions, the Company has, as at the date of approval of these consolidated financial statement, used internal and external sources of information, including economic forecasts and estimates from market sources, on the expected future performance of the Company. On the basis of evaluation and current indicators of future economic conditions, the Company expects to recover the carrying amounts of these assets and does not anticipate any impairment to these financial and non-financial assets. However, the impact assessment of COVID-19 is a continuing process, given the uncertainties associated with its nature and duration. The Company will continue to monitor any material changes to future economic conditions.

## Note 50: Approval of Consolidated Financial Statements

The Consolidated financial Statements were approved for issue by the Board of Directors of the Company on June 13, 2020 subject to approval of shareholders.

As per our report of even date attached

For **Walker Chandiook & Co LLP**

Chartered Accountants

Firm's Registration No.: 001076N/N500013

**Vijay Vikram Singh**

Partner

Membership No.: 059139

Place: Bengaluru

Date: June 13, 2020

For and on behalf of the Board of Directors of **Triveni Turbine Limited**

**Dhruv M. Sawhney**

Chairman & Managing Director

DIN: 00102999

Place: New Delhi

**Deepak Kumar Sen**

Executive Vice President & CFO

Place: Bengaluru

Date: June 13, 2020

**Homai A. Daruwalla**

Director & Audit Committee Chairperson

DIN: 00365880

Place: Mumbai

**Rajiv Sawhney**

Company Secretary

[ACS: 8047]

Place: Noida (U.P.)





# Information on the Company's Business Locations

## Registered Office

A-44, Hosiery Complex,  
Phase II Extension,  
Noida - 201 305 (U.P.)  
STD Code: 0120 Phone: 4748000 Fax: 4243049  
CIN: L29110UP1995PLC041834  
Website: www.triveniturbines.com

## Corporate Office

'Express Trade Towers',  
8th Floor 15-16, Sector - 16A  
Noida - 201 301(U.P.)  
STD Code: 0120  
Phone: 4308000, Fax: 4311010-11

## Share Department / Investors' Grievances

'Express Trade Towers',  
8th Floor 15-16, Sector - 16A  
Noida - 201 301(U.P.)  
STD Code: 0120  
Phone: 4308000, Fax: 4311010-11  
Email: Shares.ttl@trivenigroup.com

## Registrar and Share Transfer Agents

For Equity Shares held in physical and electronic mode  
(Correspondence Address)  
M/s Alankit Assignments Ltd.,  
Alankit Heights  
Unit: Triveni Turbine Limited  
4E/2, Jhandewalan Extension,  
New Delhi - 110 055.  
STD Code: 011 Phone: 42541234, 23451234  
Fax: 011- 41543474  
Email: rta@alankit.com

## Manufacturing Facility

- 1) 12-A, Peenya Industrial Area,  
Peenya, Bengaluru - 560 058  
STD Code: 080  
Phone: 22164000 Fax: 22164100
- 2) No. 491, Sompura 2<sup>nd</sup> Stage  
KIADB Sompura Industrial Area  
Nelamangala Taluk  
Bengaluru - 562123  
STD Code: 080  
Phone: 28060700

## Subsidiary Companies

GE Triveni Limited  
12-A, Peenya Industrial Area, Peenya, Bengaluru - 560 058  
STD Code: 080 Phone: 22164000, Fax: 22164100

Triveni Turbines Europe Private Limited  
Foreign Subsidiary  
U.K.

Triveni Turbines DMCC  
Foreign Subsidiary  
Dubai, UAE

Triveni Turbines Africa (Pty) Ltd  
Foreign Subsidiary  
South Africa

## Corporate Information

**Chairman and Managing Director**  
Mr. Dhruv M Sawhney (DIN 00102999)

**Vice Chairman and Managing Director**  
Mr. Nikhil Sawhney (DIN 00029028)

**Executive Director**  
Mr. Arun Prabhakar Mote (DIN 01961162)

**Directors**  
Mr. Tarun Sawhney (DIN 00382878)  
Ms. Homai A Daruwalla (DIN 00365880)  
Dr. Anil Kakodkar (DIN 03057596)  
Dr. Santosh Pande (DIN 01070414)  
Mr. Shailendar Bhandari (DIN 00317334)

**Executive Vice President & CFO**  
Mr. Deepak Kumar Sen

**Company Secretary**  
Mr. Rajiv Sawhney

**Bankers**  
Axis Bank Ltd  
IDBI Bank Ltd  
Punjab National Bank  
Yes Bank Ltd  
Standard Chartered Bank  
Barclays Bank PLC  
IndusInd Bank Ltd

**Auditors**  
M/s Walker Chandiok & Co. LLP

**Triveni Group website:** www.trivenigroup.com



CIN: L29110UP1995PLC041834

12-A, Peenya Industrial Area,  
Peenya, Bengaluru - 560 058, India.

[www.triveniturbines.com](http://www.triveniturbines.com)

**NOTICE** is hereby given that the Twenty Fifth Annual General Meeting of Members of Triveni Turbine Limited will be held on Wednesday, September 23, 2020 at 11.00 A.M. through Video Conferencing / Other Audio Visual Means to transact the following business :

**ORDINARY BUSINESS**

1. To receive, consider and adopt:
  - (a) the Audited Financial Statements of the Company for the year ended March 31, 2020 including the audited Balance Sheet as at March 31, 2020 and the Statement of Profit & Loss for the year ended on that date, together with the Reports of the Board of Directors and Auditors' thereon; and
  - (b) the Audited Consolidated Financial Statements of the Company for the year ended March 31, 2020 including the audited consolidated Balance Sheet as at March 31, 2020 and the consolidated Statement of Profit and Loss for the year ended on that date together with the Report of the Auditors' thereon.
2. To confirm the interim dividend of Re.0.50 per equity share already paid to the equity shareholders for the year ended March 31, 2020 and consider the same as final dividend.
3. To appoint a Director in place of Mr.Tarun Sawhney (DIN : 00382878), who retires by rotation and, being eligible, offers himself for re-appointment.

**SPECIAL BUSINESS**

**To consider and, if thought fit, to pass with or without modification(s) the following Resolutions:-**

**4. As an Ordinary Resolution:**

RESOLVED THAT pursuant to the provisions of Section 148 and other applicable provisions, if any, of the Companies Act, 2013, read with the Companies (Audit and Auditors) Rules, 2014 (including any statutory modification(s) or re-enactment(s) thereof, for the time being in force), M/s J.H. & Associates, Cost Accountants, (Firm Registration Number 00279), appointed as Cost Auditor by the Board of Directors of the Company, to conduct the audit of the cost records of the Company for the Financial Year ending March 31, 2021, be paid a remuneration of Rs.80,000/- plus applicable taxes and re-imbursment of out of pocket expenses incurred by them in connection with the aforesaid audit.

**5. As a Special Resolution:**

RESOLVED that pursuant to the provisions of Section 197 and other applicable provisions, if any, of the Companies Act, 2013, ("the Act") read with the Rules framed thereunder (including any statutory modification(s) or re-enactment(s) thereof), consent of the Company be and is hereby accorded to the payment of remuneration by way of commission to all or any of the Directors of the Company (other than the Managing Directors and the Whole-time Directors) in accordance with and upto the limits specified under the provisions of Section 197 of the Act, computed in accordance with the provisions of Section 198 of the Act, for a period of five years from the financial year commencing April 01, 2020, in such proportion and in such manner and upto such extent as the Board of Directors ("the Board") may determine from time to time.

RESOLVED FURTHER THAT for the purpose of giving effect to aforesaid resolution, the Board be and is hereby authorized to take all actions and to do all such deeds, things and matters as it may in its absolute discretion deem necessary, proper or desirable and to settle any question, difficulty or doubt that may arise in this regard.

By Order of the Board

Place: Noida ( U.P)  
Date: June 13, 2020

Rajiv Sawhney  
Company Secretary

**NOTES:**

**General**

1. In view of the COVID-19 pandemic, the Ministry of Corporate Affairs, Government of India ('MCA') has allowed companies to conduct Annual General Meeting ('AGM') through video-conferencing ('VC') / other audio-visual means ('OAVM') during the calendar year 2020, without the physical presence of Members.

This AGM is being convened in compliance with applicable provisions of the Companies Act, 2013 ('the Act') and the Rules made thereunder; provisions of Securities and Exchange Board of India (Listing Obligations and Disclosure Requirements) Regulations, 2015 ('Listing Regulations'); the provisions of General Circular No. 20/2020 dated 5th May, 2020 read with

General Circular No. 14/2020 dated 8th April, 2020 and General Circular No.17/2020 dated 13th April, 2020 issued by the MCA ('MCA Circulars') and Circular No. SEBI/HO/CFD/ CMD1/CIR/P/2020/79 dated 12th May, 2020 issued by SEBI, ('SEBI Circular').

2. The relevant Explanatory Statement pursuant to Section 102 of the Companies Act, 2013 ('Act') in respect of the Items No.4 & 5 of the Notice and the relevant details pursuant to Regulation 36(3) of the Listing Regulations and Secretarial Standard on General Meetings in respect of Directors seeking re-appointment at the AGM, are annexed hereto and forms part of this notice.
3. The requirement to place the matter relating to appointment of Auditors for ratifications by Members at every Annual General Meeting (AGM) has been done away with vide notification dated May 7, 2018 issued by the Ministry of Corporate Affairs. Accordingly no resolution is proposed at this AGM for ratification of appointment of Auditors, who were appointed for a period of five consecutive years from the conclusion of the 22nd AGM held on August 9, 2017 till the conclusion of the 27th AGM.
4. In accordance with the prescribed Secretarial Standard issued by the ICSI, the proceedings of the AGM shall be deemed to be conducted at the Registered office of the Company i.e. A-44, Hosiery Complex, Phase II Extension, Noida 201305, U.P
5. Members attending the AGM through VC / OAVM shall be counted for the purpose of reckoning the quorum under Section 103 of the Act.
6. In compliance with the provisions of Section 108 of the Act, read with the Companies (Management and Administration) Rules, 2014 as amended by the Companies (Management and Administration) Amendment Rules, 2015 and Regulation 44 of Listing Regulations and MCA circulars, the Company is pleased to provide its members the facility to cast their vote by electronic means on all resolutions set forth in this Notice. The Company has appointed M/s KFin Technologies Private Limited ("KFinTech") for facilitating voting through electronic means, as the authorized agency. The Members may cast their votes using an electronic voting system from a place other than the venue of the AGM ('remote e-voting'). Further, the facility for voting through electronic voting system will also be available during the meeting to be held through VA/OAVM and the members attending the meeting who have not cast their vote(s) by remote e-voting will be able to vote during the meeting. The instructions for e-voting are provided herein below.
7. Pursuant to the provisions of the Act, a Member entitled to attend and vote at the AGM is entitled to appoint a proxy to attend and vote on his/her behalf and the proxy need not be a Member of the Company. Since this AGM is being held pursuant to the MCA Circulars through VC / OAVM, physical attendance of Members has been dispensed with. Accordingly, the facility for appointment of proxies by the Members will not be available for the AGM and hence the Proxy Form, Attendance Slip, and the Route Map are not annexed to this Notice.
8. The Register of Directors and Key Managerial Personnel and their shareholding, maintained under Section 170 of the Act, the Register of Contracts or Arrangements in which the Directors are interested, maintained under Section 189 of the Act will be available for inspection by the Members through electronic mode during the AGM.

The aforesaid documents along with documents referred to in the Notice will also be available electronically for inspection by the Members from the date of circulation of this Notice up to the date of AGM, i.e. Wednesday, 23<sup>rd</sup> September, 2020. Members seeking inspection of the aforementioned documents can send an email to [shares.ttl@trivenigroup.com](mailto:shares.ttl@trivenigroup.com).

9. The Members can join the AGM in the VC / OAVM mode 15 minutes before and after the scheduled time of the commencement of the Meeting by following the procedure mentioned in the Notice. The facility of participation at the AGM through VC / OAVM will be made available for minimum 1,000 members on 'first come first serve' basis. This will not include large Shareholders (Shareholders holding 2% or more equity shares), Institutional Investors and other specified category of persons who are allowed to attend the AGM without the aforesaid restriction.
10. The Institutional and Corporate Members (i.e. other than individuals, HUF, NRI, etc..) are encouraged to attend the AGM through VC/OAVM by sending a scanned copy (PDF / JPG Format) of its Board / Governing body resolution / Authorization etc., authorizing its representative to attend the AGM through VC/OAVM and to vote on its behalf through remote e-voting/voting at the AGM. The said resolution / authorization shall be sent to the Scrutinizer by email to [sureshguptacs@gmail.com](mailto:sureshguptacs@gmail.com) with a copy marked to Kfintech at <https://evoting.kfintech.com>
11. **Members holding shares in physical form are**
  - a) required to submit their Permanent Account Number ( PAN), bank account details and NACH mandate to the Company or its RTA M/s Alankit Assignments Limited (Alankit), if not registered with the Company as mandated by SEBI at their address at Alankit Heights, Unit Triveni Turbine Limited, 4E /2, Jhandewalan Extension, New Delhi 110 055. The request should be submitted along with the self-certified copy of PAN and original cancelled cheque bearing the name of the shareholders. As directed by SEBI, in case of failure to register the PAN and bank account details as aforesaid, any transaction in the securities of the Company shall be subject to enhanced due diligence by the Company/ RTA, as may be prescribed.
  - b) advised to register nomination in respect of their shareholding in the Company in Nomination form (SH 13) and deposit the same with the Company or its RTA.

- c) requested to register/ update their registered address/ e-mail address with the Company or its RTA for receiving all communications from the Company electronically and
- d) members holding shares of the Company in multiple folios are requested to get their holdings consolidated.

**Members holding shares in electronic mode are**

- 12. a) Required to submit their PAN, bank account details and NACH mandate to their respective Depository Participants ("DP") with whom they are maintaining their demat accounts. As directed by SEBI, in case of failure to register the PAN and bank account details as aforesaid, any transaction in the securities of the Company shall be subject to enhanced due diligence by the Company/ RTA, as may be prescribed.
  - b) advised to contact their respective DPs for registering nominations.
  - c) requested to register / update their e-mail address with their respective DPs for receiving all communications from the Company electronically.
13. SEBI has mandated that securities of listed Companies can be transferred only in dematerialised form w.e.f. April 1, 2019 except in case of transmission or transpositions. Accordingly the Company / and its RTA M/s Alankit has stopped accepting any fresh lodgment of transfer of shares in physical form. It is mandatory to furnish a copy of PAN card to the Company in the following cases viz. deletion of name, transmission of shares and transposition of shares.
14. Members desirous of obtaining any information/clarification with regard to the financial statements or any other matter being placed at the AGM, are requested to address their questions, if any, in writing to the Company Secretary at the Corporate Office of the Company at least 10 days before the date of AGM through email on [shares.ttl@trivenigroup.com](mailto:shares.ttl@trivenigroup.com). so that the information may be made available at the AGM.

**Dispatch of Annual Report :**

15. In compliance with the aforesaid MCA Circulars and SEBI Circular, Notice of the AGM along with the Annual Report FY 2019-20 is being sent only through electronic mode to those Members whose email addresses are registered with the Company/ Depositories. Members may note that the Notice and Annual Report 2019-20 will also be available on the Company's website [www.triveniturbines.com](http://www.triveniturbines.com) websites of the Stock Exchanges i.e. BSE Limited and National Stock Exchange of India Limited at [www.bseindia.com](http://www.bseindia.com) and [www.nseindia.com](http://www.nseindia.com) respectively, and on the website of KFintech at <https://evoting.kfintech.com>

**Declaration of Result:**

16. The Board of Directors has appointed Mr. Suresh Gupta, Practicing Company Secretary, (Membership No. 5660, COP No. 5204) as a Scrutinizer to scrutinize the remote e-voting process and e-voting at the AGM in a fair and transparent manner.
17. The Scrutinizer shall, immediately after the conclusion of voting at the AGM, first count the votes cast during the AGM, thereafter unblock the votes cast through remote e-voting and make, not later than 48 hours of conclusion of the AGM, a consolidated Scrutinizer's Report of the total votes cast in favour or against, if any, to the Chairman or a person authorised by him in writing, who shall countersign the same.
18. The result declared along with the Scrutinizer's Report shall be placed on the Company's website [www.triveniturbines.com](http://www.triveniturbines.com) and on the website of KFintech at <https://evoting.kfintech.com>. The Company shall also forward the results to National Stock Exchange of India Limited and BSE Limited, where the shares of the Company are listed.

**Unpaid Dividend & Transfer to IEPF account :**

19. Pursuant to the provisions of Section 124 of the Act, unpaid/unclaimed dividend for the financial year 2011-2012 has been transferred by the company to the Investor Education Protection Fund ("IEPF") established by the Central Government. In terms of the provisions of Section 125(5) of the Act, dividend which remains unpaid/unclaimed for a period of seven years from the date of declaration will be transferred to the IEPF. Further, in terms of the provisions of the Investor Education and Protection Fund Authority (Accounting, Audit, Transfer and Refund) Rules, 2016 ("IEPF Rules"), equity shares in respect of which dividend has not been paid or claimed for seven consecutive years or more from the date of declaration will also be transferred to an account viz. "Investor Education and Protection Fund Authority Ministry of Corporate Affairs", which is operated by the IEPF Authority pursuant to the IEPF Rules. Shareholders, who have so far not encashed their dividend relating to the Interim dividend for financial year 2013-14 are requested to do so at their earliest by writing to the Company at the Corporate office or its Registrar and Transfer agent M/s Alankit Assignments Ltd failing which the dividend and the equity shares relating thereto will be transferred to the "Investor Education and Protection Fund Authority Ministry of Corporate Affairs". In compliance with the aforesaid Rules, the Company has already transferred equity shares for which dividend remained unpaid/unclaimed for a period of seven years from the date of declaration to the Investor Education and Protection Fund Authority Ministry of Corporate Affairs, after providing necessary intimations to the relevant shareholders. Details of unpaid/unclaimed dividend and such equity shares are uploaded on the website of the Company and the same can be accessed through the link: <https://www.triveniturbines.com/transfer-shares-iepf.html>. The said details have also



been uploaded on the website of the IEPF Authority and the same can be accessed through the link: <http://www.iepf.gov.in/IEPF/refund.html>. No claim shall lie against the Company in respect of unclaimed dividend amount and equity shares transferred to the Investor Education and Protection Fund Authority Ministry of Corporate Affairs, respectively, pursuant to the IEPF Rules. Members can however claim both the unclaimed dividend amount and equity shares from the IEPF Authority by making applications in the manner provided in the IEPF Rules.

**Process for those shareholders whose email ids are not registered with the depositories for procuring user id and password and registration of email ids for e-voting for the resolutions set out in this notice:**

20. In case shares are held in physical mode please provide Folio No., Name of shareholder, scanned copy of the share certificate (front and back), PAN (self attested scanned copy of PAN card), AADHAR (self attested scanned copy of Aadhar Card) by email to [shares.ttl@trivenigroup.com](mailto:shares.ttl@trivenigroup.com)
21. In case shares are held in demat mode, please provide DPID-CLID (16 digit DPID + CLID or 16 digit beneficiary ID), Name, client master or copy of Consolidated Account statement, PAN (self attested scanned copy of PAN card), AADHAR (self attested scanned copy of Aadhar Card) to the concerned depository participant for updation of the details.

**Procedure for joining AGM through VC / OAVM:**

22. The Company has appointed KFintech to provide Video Conferencing facility for the AGM and the attendant enablers for conducting of the e-AGM. Member will be provided with a facility to attend the e-AGM through video conferencing platform provided by KFintech. Members may access the same at <https://emeetings.kfintech.com> by clicking “AGM video conference”

Members are requested to follow the procedure given below:

- i. Launch internet browser (chrome/ firefox/safari) by typing the URL:<https://emeetings.kfintech.com>
- ii. Enter the login credentials (i.e., User ID and password for e-voting).
- iii After logging in, click on “Video Conference” option
- iv. Then click on camera icon appearing against AGM event of Triveni Turbine Limited, to attend the Meeting.

Please note that the members who do not have the User ID and Password for e-Voting or have forgotten their User ID and Password may retrieve the same by following the remote e-Voting instructions mentioned in the notice.

23. Members are encouraged to join the Meeting through Laptops for better experience and use Internet with a good speed to avoid any disturbance during the meeting. Please note that participants connecting from these devices connecting via Mobile Hotspot may experience Audio/Video loss due to Fluctuation in their respective network. It is therefore recommended to use Stable Wi-Fi or LAN Connection to mitigate any kind of aforesaid glitches.

**Speaker Registration**

24. Shareholders who would like to express their views/ask questions during the meeting may login at <https://emeetings.kfintech.com> and click on “Speaker Registration” by mentioning the demat account number/folio number, city, email id, mobile number and submit. A confirmation of registration shall be displayed on the screen. The “Speaker Registration” window shall be activated on Monday, September 21, 2020 at 10.00 A.M and shall be closed on Tuesday, September 22, 2020 at 5.00 P.M. The Company reserves the right to restrict the number of questions and number of speakers, depending upon availability of time as appropriate for smooth conduct of the AGM. Those shareholders who have registered themselves as a speaker will only be allowed to express their views/ ask questions during the meeting.

**Procedure for REMOTE E-VOTING and Voting During AGM:**

25. Members are requested to attend and participate in the ensuing AGM through VC / OAVM and cast their vote either through remote e-voting facility or through e-voting facility to be provided during the AGM.
26. The facility of e-voting during the AGM will be available to those Members who have not cast their vote by remote e-voting. Members, who have cast their vote by remote e-voting, may attend the AGM through VC/ OAVM but will not be entitled to cast their vote once again on resolutions.
27. Members who need assistance before or during the AGM, can contact KFintech on [emeetings@KFintech.com](mailto:emeetings@KFintech.com) or call on toll free numbers 1800-425-8998 / 1800-345-4001. Kindly quote your name, DP ID-Client ID / Folio no. and E-voting Event Number in all your communications.
28. The remote e-voting period commences on Sunday, September 20, 2020 at 10.00 A.M and ends on Tuesday, September 22, 2020 at 05.00 P.M. During this period, members of the Company holding shares either in physical or dematerialised form, as on the cut-off date may cast their vote by remote e-voting. The remote e-voting module shall be disabled by KFintech for voting thereafter. Once the vote on a resolution is cast by the Member, the Member shall not be allowed to change it subsequently.

### Instructions for e-voting during the AGM

29. The e-Voting window shall be activated upon instructions of the Chairman during the AGM proceedings. Members shall vote as per the credentials displayed in the e-voting window. Members would need to click on the “Instapoll” icon and follow the instructions to vote on the resolutions.
30. The Members, whose names appear in the Register of Members / list of Beneficial Owners as on cut-off date i.e Wednesday, September 16, 2020 are entitled to vote on the Resolutions set forth in this Notice. Eligible members who have acquired shares after the despatch of the Annual Report and holding shares as on the cut-off date may approach the Company for issuance of the User ID and Password for exercising their right to vote by electronic means.
31. Members who are already registered with KFintech for remote e-voting can use their existing user ID and password for casting their vote. In case they don't remember their password, they can reset their password by using “Forgot User Details/Password” option available on <https://evoting.kfintech.com>

### Members are requested to follow the instructions below to cast their votes through e-voting:

32. A. In case a Member receives an e-mail from KFintech (for Members whose e-mail addresses are registered with the Company/ Depository Participants) the following needs to be done:
  - (i) Launch internet browser by typing the URL: <https://evoting.kfintech.com>.
  - (ii) Enter the login credentials (i.e. User ID and Password which are mentioned in the email). Your Folio No./ DP ID-Client ID will be your User ID. However, if you are already registered with KFintech for e-voting, you can use your existing User ID and password for casting your vote.
  - (iii) After entering these details appropriately, Click on “LOGIN”.
  - (iv) You will now reach password change Menu wherein you are required to mandatorily change your password. The new password shall comprise of minimum 8 characters with at least one upper case (A-Z), one lower case (a-z), one numeric value (0-9) and a special character (@, #, \$, etc.). The system will prompt you to change your password and update your contact details like mobile number, email ID, etc. on first login. You may also enter a secret question and answer of your choice to retrieve your password in case you forget it. It is strongly recommended that you do not share your password with any other person and that you take utmost care to keep your password confidential.
  - (v) You need to login again with the new credentials.
  - (vi) On successful login, the system will prompt you to select the “EVENT” i.e., Triveni Turbine Limited.
  - (vii) On the voting page, enter the number of shares (which represents the number of votes) as on the Cut Off date under “FOR/ AGAINST” or alternatively, you may partially enter any number in “FOR” and partially in “AGAINST” but the total number in “FOR/AGAINST” taken together should not exceed your total shareholding as on the cut-off date. You may also choose the option ABSTAIN. If the Member does not indicate either “FOR” or “AGAINST” it will be treated as “ABSTAIN” and the shares held will not be counted under either head.
  - (viii) Members holding multiple folios/demat accounts shall choose the voting process separately for each folios/demat accounts.
  - (ix) You may then cast your vote by selecting an appropriate option and click on “Submit”.
  - (x) A confirmation box will be displayed. Click “OK” to confirm else “CANCEL” to modify. Once you confirm, you will not be allowed to modify your vote. During the voting period, Members can login any number of times till they have voted on the resolution(s).
  - (xi) In case of any queries, please visit Help and Frequently Asked Questions (FAQs) section available at evoting website <https://evoting.kfintech.com>.

The details of the person who may be contacted for any grievances connected with the facility for e-voting on the day of the AGM are:- Mr. D S Nagaraja, E-mail - [nagaraja.ds@kfintech.com](mailto:nagaraja.ds@kfintech.com), Phone - 040-67161582.

Facility to cast votes through e-voting will be made available on the Video Conferencing Screen and will be activated once the same is announced by the Chairman during the Meeting .

By Order of the Board

Place: Noida ( U.P)  
Date: June 13, 2020

Rajiv Sawhney  
Company Secretary

## **EXPLANATORY STATEMENT PURSUANT TO SECTION 102 OF THE COMPANIES ACT, 2013**

### **Item No. 4**

The Board of Directors of the Company have, on the recommendation of the Audit Committee, approved the appointment and remuneration of M/s J.H. & Associates, Cost Accountants, as Cost Auditor to conduct the audit of the cost records of the Company for the financial year ending March 31, 2021.

In terms of the provisions of Section 148 of the Companies Act, 2013 read with Rule 14 of the Companies (Audit and Auditors) Rules, 2014, the remuneration payable to the Cost Auditor is to be ratified by the members of the Company. Accordingly, consent of the members is sought for ratification of the remuneration payable to the Cost Auditor for the financial year ending March 31, 2021, as set out in the Resolution.

The Board of Directors of the Company commend the passing of Resolution at Item No. 4 of the Notice.

None of the Directors or Key Managerial Personnel of the Company or their relatives are concerned or interested, financially or otherwise, in this Resolution.

### **Item No.5**

The members of the Company had, at the 20<sup>th</sup> Annual General Meeting of the Company held on August 6, 2015, approved the payment of remuneration by way of commission to Non-Executive Directors (NEDs) of the Company upto a ceiling not exceeding one percent of the net profits of the Company for each year for a period of five years from the financial year commencing April 1, 2015. The approval was valid upto the financial year ended on March 31, 2020.

The NEDs bring with them professional expertise, rich and wide experience and they contribute significantly to the growth, diversification of the Company, as well as contribute towards strengthening sound corporate governance practices. In order to remunerate the NEDs of the Company, it is proposed to seek approval of the shareholders in accordance with the provisions of Section 197 of the Companies Act, 2013 by way of a special resolution so as to continue payment of commission to NEDs. Accordingly, consent of the members is sought for payment of remuneration by way of commission to NEDs (other than managing directors and the whole-time directors) for a period of five years from the financial year commencing April 1, 2020 which shall not exceed one percent of the net profits of the Company for each year, computed in the manner specified in Section 198 of the Act. The Board of Directors will determine each year the specific amount to be paid as commission to all or any of the NEDs. The payment of commission would be in addition to the sitting fees payable for attending meetings of the Board and Committees thereof.

The Board of Directors of the Company commend the passing of Special Resolution at Item No.5 of the Notice.

All the NEDs of the Company may be deemed to be concerned or interested in the Resolution at Item No.5 of the Notice to the extent of commission that may be received by each of them.

None of the Key Managerial Personnel or their relatives are concerned or interested, financially or otherwise, in this resolution, except Mr Dhruv M. Sawhney, Chairman & Managing Director and Mr Nikhil Sawhney, Vice Chairman and Managing Director, who are related to Mr Tarun Sawhney, one of the NEDs of the Company.

By Order of the Board

Place: Noida  
Date: June 13, 2020

Rajiv Sawhney  
Company Secretary

**Details of Director retiring by rotation / seeking re-appointment at the Meeting**

<b>Name of the Director</b>	Mr Tarun Sawhney
<b>Date of Birth</b>	September 25, 1973
<b>Nationality</b>	Indian
<b>Date of appointment on the Board</b>	December 3, 2007
<b>Qualifications</b>	Bachelor degree in Arts (Economic Honors), Masters' degree in Arts from the Emmanuel College, University of Cambridge, UK and a Masters' degree in Business Administration from the Wharton School of Business, University of Pennsylvania, USA.
<b>Expertise</b>	He has rich experience in the sugar and engineering Industry having adequate functional and management experience. He has also international exposure through working in foreign companies. He is the past president of Indian Sugar Mills Association (ISMA). His expertise is in General Management and Leadership, Corporate governance and Finance .
<b>Directorship held in other public companies</b>	Triveni Engineering & Industries Limited GE Triveni Limited Indian Sugar Exim Corporation Ltd.
<b>Memberships/Chairmanships of Committees in other public companies*</b>	<b>Triveni Engineering &amp; Industries Limited</b> Stakeholders Relationship Committee – Member Audit Committee - Member Corporate Social Responsibility Committee – Member
<b>Number of Board Meetings attended as on March 31, 2020</b>	4 out of 4
<b>Details of Remuneration</b>	He is entitled to sitting fees for attending meetings of the Board and its committee and profit related commission if any in accordance with the provisions of the Companies Act 2013.
<b>Shareholding</b>	13972088 equity shares of Re 1/- each
<b>Relationship between directors inter-se</b>	Mr Dhruv M Sawhney Chairman and Managing Director and Mr Nikhil Sawhney Vice Chairman and Managing Director are father and brother respectively of Mr Tarun Sawhney.

By Order of the Board

Place: Noida ( U.P)  
Date: June 13, 2020

Rajiv Sawhney  
Company Secretary

---

**Regd. Office:** A-44, Hosiery Complex, Phase-II Extension, Noida 201 305 (U.P.)  
**Corporate Office:** 8th Floor, Express Trade Towers, 15-16, Sector – 16A, Noida, Uttar Pradesh - 201301  
**Corporate Identification Number:** L29110UP1995PLC041834  
**Tel :** 91 120 4308000; **Fax:** 91 120 4311010-11  
**E-mail:** [shares.ttl@trivenigroup.com](mailto:shares.ttl@trivenigroup.com) ; **Website:** [www.triveniturbines.com](http://www.triveniturbines.com)