

DLF Limited

DLF Gateway Tower, R Block,
DLF City Phase – III, Gurugram – 122 002,
Haryana (India)
Tel. : (+91-124) 4396000

DLF
BUILDING INDIA

July 4, 2019

The General Manager
Dept. of Corporate Services
BSE Limited
P.J. Tower, Dalal Street,
Mumbai 400 001

The Vice-President
National Stock Exchange of India Limited
Exchange Plaza,
Bandra Kurla Complex, Bandra (E), Mumbai-
400051

Dear Sir,

Sub: Annual Report 2018-19 – Intimation of Record Date.

This has further to our communication dated 10 June 2019 intimating the Annual General Meeting (AGM) of the Company to be held on **Tuesday, the 30 July 2019**.

In compliance with Regulation 34(1)(a) of SEBI (Listing Obligations and Disclosure Requirements) (LODR) Regulations, 2015, we are sending herewith Annual Report of the Company along with Notice of AGM for the financial year 2018-19 which is being despatched / sent to the shareholders by the permitted mode(s).

The Board of Directors have recommended a dividend of Rs.2 each per equity share (100%) of the face value of Rs. 2 each, for approval of the shareholders at the ensuing AGM.


Pursuant to Regulation 42 of SEBI LODR Regulations, 2015, the Company has fixed **Tuesday, the 23 July 2019** as the **Record Date** for determining entitlement of shareholders for dividend for the FY 2018-19, subject to the approval of the shareholders at the AGM, to (i) all beneficial owners in respect of shares held in dematerialized form, as per the list received from the Depositories on 23 July 2019; and (ii) to all members whose names appears on the register of members on 23 July 2019.

The dividend if approved by the shareholders, will be paid / despatched to the shareholders on or before 29 August 2019.

The Annual Report including AGM Notice are also available on the Company's web-site <http://www.dlf.in/downloads.aspx>.

Thanking you,

Yours faithfully,
For **DLF Limited**


Subhash Setia
Company Secretary

CC:

1. National Securities Depository Ltd.
2. Central Depository Ltd.
3. Karvy Fintech Pvt. Ltd.

For Stock Exchange's clarifications :-

1. Mr. Subhash Setia – 09873718989/setia-subhash@dlf.in
2. Mr. Raju Paul – 09999333687 / paul-raju@dlf.in

Regd. Office : DLF Shopping Mall, 3rd Floor, Arjun Marg, DLF City, Phase-I, Gurgaon-122 002, India
CIN: L70101HR1963PLC002484; Website: www.dlf.in

ANNUAL REPORT 2018-19

DLF 
BUILDING INDIA



The Crest, DLF5, Gurugram

DLF Riverside, Kochi



Contents

Company Information	3
Message from the Chairman	4
Board of Directors	6
Directors' Report	7
Management Discussion & Analysis Report	50
Corporate Governance Report	60
Standalone Financial Statements	92
Auditor's Report	93
Balance Sheet	102
Statement of Profit & Loss	103
Cash Flow Statement	104
Notes	108
Consolidated Financial Statements	190
Details of Subsidiary Companies	310
Notice	318
Investors' Feedback	343

Company Information

Board of Directors

Executive Directors

Dr. K.P. Singh
Chairman

Mr. Rajiv Singh
Vice Chairman

Mr. Mohit Gujral
CEO & Whole-time Director

Mr. Rajeev Talwar
CEO & Whole-time Director

Mr. Ashok Kumar Tyagi
Whole-time Director

Mr. Devinder Singh
Whole-time Director

Non-Executive Directors

Dr. K.N. Memani
Lead Independent Director

Ms. Pia Singh

Mr. G.S. Talwar

Mr. Ved Kumar Jain

Dr. D.V. Kapur

Mr. B. Bhushan
(up to 31.03.2019)

Mr. Pramod Bhasin

Mr. Rajiv Krishan Luthra

Lt. Gen. Aditya Singh (Retd.)

Mr. A.S. Minocha

Mr. Vivek Mehra

Ms. Priya Paul
(w.e.f. 01.04.2019)

Reference Information

Registered Office

Shopping Mall, 3rd Floor, Arjun Marg
Phase-I, DLF City, Gurugram - 122 002
(Haryana)

Corporate Office

DLF Gateway Tower, R Block
DLF City, Phase - III, Gurugram - 122 002
(Haryana)

Statutory Auditors

S.R. Batliboi & Co. LLP

Registrar & Share Transfer Agent

Karvy Fintech Private Limited

Listed at


Bombay Stock Exchange

National Stock Exchange

Company Secretary

Mr. Subhash Setia

Message from the Chairman



Dr. K.P. Singh, Chairman

Dear Shareholders,

India is entering an era of great opportunities. With a new government in place with a stable majority and visionary leadership, the country is potentially on the threshold of a historic leap forward. However, this calls for rapid reforms and innovative policies aimed at enabling businesses to grow and jobs to be generated on a massive scale.

The most effective strategy to overcome many of the most daunting challenges being faced by the economy would be to harness the unique advantages of the real estate development sector, which in my opinion will not only act as a catalyst of growth in over 250 ancillary industries but will also create employment opportunities across the skills spectrum.

Within the real estate industry, companies that have equipped themselves to adapt to and embrace the changing market dynamics will be the

only ones which can seize the opportunities that forge ahead.

Your Company had anticipated these much in advance, have effectively positioned DLF to fully reap the benefits of the opportunities that overall economic resurgence will open up.

As part of the process of preparing for the new era of growth, DLF during the year gone by, successfully completed the Qualified Institutions Placement of ₹ 3,173 crore of equity coupled with infusion of ₹ 11,250 crore by the promoters. This has transformed the balance sheet significantly and DLF has almost achieved its goal of being zero net debt in its development business.

The Company will leverage the advantages of focusing on monetization of the finished inventory, by utilizing the surplus cash flows primarily for debt reduction and the balance cash surplus will be utilized by the Company to both reward its shareholders as

well as to re-invest in development of new projects for both sale and lease business. The Company is confident that investment in the new development pipeline shall achieve desired returns.

Your Company continues to dedicate itself to contribute to the community. Our efforts touch many lives through various programmes in the field of education, health care, skill development and senior citizen care.

We have also taken a major philanthropic initiative to develop a project for establishment of an Institute for imparting and sharing knowledge of Art, Culture, Spirituality, Healthy living and Ethical Leadership based on India's ancient Vedic Philosophy.

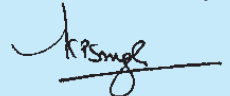
I would like to thank all shareholders, employees, customers and business associates, for their valuable

support and look forward to continued encouragement in our mission of Building India.

On behalf of my fellow Directors and DLF Corporate family, I renew our pledge to remain committed towards building a new India.

With best wishes,

Sincerely,



(Dr. K.P. Singh)
Chairman

26 June 2019

Board of Directors



Dr. K.P. Singh



Mr. Rajiv Singh



Mr. Mohit Gujral



Mr. Rajeev Talwar



Mr. Ashok Kumar Tyagi



Mr. Devinder Singh



Ms. Pia Singh



Mr. G.S. Talwar



Dr. K.N. Memani



Dr. D.V. Kapur



Mr. Pramod Bhasin



Mr. Rajiv Krishan Luthra



Mr. Ved Kumar Jain



Lt. Gen. Aditya Singh (Retd.)



Mr. A.S. Minocha



Mr. Vivek Mehra



Ms. Priya Paul

Directors' Report

Your Directors have pleasure in presenting their 54th Report on the business and operations of the Company, together with the audited results for the financial year ended 31 March 2019.

Financial and Operational Highlights

(` in crore)

	Consolidated		Standalone	
	2018-19	2017-18	2018-19	2017-18
Total Income from operations	9,029	7,664	3,709	3,804
Total expenses	8,511	7,814	2,943	3,138
Profit before exceptional items and tax	518	(150)	766	666
Exceptional items(net)	127	8,765	-	(121)
Profit before tax	645	8,615	766	545
Less: Tax expense	277	4,323	78	180
Profit after tax	368	4,292	688	365
Share of Profit/ (Loss) in jointly controlled entities (net)	946	184	-	-
Net Profit for the year	1,314	4,476	688	365
Other Comprehensive Income	(3)	13	-	10
Total Comprehensive Income	1,311	4,489	688	375

Your Company recorded a consolidated revenue of ` 9,029 crore in FY'19 as compared to ` 7,664 crore in FY'18, an increase of 18%. The financials for the current year are not comparable on account of the following reasons:

- Revenue was recognized as per Ind AS 115 'Revenue from contracts with customers' during the year under review, whereas it was recognized based on the percentage of completion method (PoCM) in the preceding year;
- DLF Cyber City Developers Limited (DCCDL) Group was consolidated as a subsidiary till 25 December 2017 and as a joint venture in accordance with Ind AS 28 'Investment in Associated and Joint Ventures' for the remaining period of FY'18, whereas the DCCDL Group was consolidated as a joint venture for FY'19; and
- A one-time exceptional gain upon fair valuation of DCCDL was recorded in FY 2017-18.

Gross operating cash flow before interest and tax stood at ` 1,605 crore while operating cash flow stood at ` 390 crore for FY'19.

The earnings per share (EPS) for the year under review was ` 7.38.

Your Company's net worth as on 31 March 2019 stood at ` 33,577 crore. The decrease was mainly attributed to the implementation of the new accounting standard, Ind AS 115, which resulted in opening reserves being adjusted by ` 5,383 crore (net of taxes) and subsequently enhanced by ` 3,173 crore following the placement of equity shares to Qualified Institutional Buyers (QIBs).

Your Company's Balance Sheet was transformed following the infusion of ` 12,173 crore of equity ` 9,000 crore from the promoters and ` 3,173 crore from QIBs. This resulted in a significant reduction in debt, resulting in a net debt-to-equity ratio of 0.13. The infusion of ` 2,250 crore by the promoters following the exercise of warrants during FY 2019-20 would reduce the ratio further.

With the debt overhang behind it and following the completion of all legacy projects, your Company has enhanced its focus on generating free cash flows through the progressive monetization of its ready-to-occupy inventory.

In a challenging year, your Company achieved net sales of ` 2,435 crore as against net sales of ` 1,000 crore in the previous year. It completed 0.59 million square meter (msm) [6.3 million square feet (msf)] of projects during the year under review and issued possession letters to customers for 3,318 units aggregating 0.62 msm (6.64 msf) during FY'19.

DLF Cyber City Developers Limited (DCCDL)

DCCDL reported a consolidated revenue of ` 5,088 crore compared to ` 4,948 crore in the previous year. DCCDL Group's consolidated EBIDTA of ` 2,664 crore in FY'19 in comparison to ` 3,541 crore in FY'18 and a profit after tax stood of ` 1,399 crore compared to ` 1,418 crore in FY'18. Your Company has a 66.67% equity stake in DCCDL.

Review of Operations

Your Company's ready-to-occupy inventory across the country stood at ` 11,650 crore, which your Company is monetising through a focused sales engine.

Your Company demonstrated its execution capabilities and addressed all customer commitments. The Company is now gearing towards the next cycle of development, planning to build out 1.58 msm (17 msf) of residential and commercial space in the near future. The Company's land reserves are in strategic locations, acquired at historical costs and it is attractively placed to capitalize on improving market conditions by launching projects with speed and without the need to acquire land.

Development Business

Your Company commenced the construction of a new residential project at Midtown, Central Delhi, in a joint

venture with GIC Real Estate, Singapore with a development potential of 0.18 msm (1.9 msf); the Company is in the midst of designing another project in that vicinity in a joint venture with GIC Real Estate, Singapore with a development potential of 0.56 msm (6 msf).

Your Company also commenced planning for 0.28 msm (3 msf) commercial building in Gurugram in a joint venture with Hines, USA. It commenced plans for a 0.23 msm (2.5 msf) residential project in DLF5, Gurugram.

Annuity Business

Your Company's commercial leasing business continued to report good growth. Gross leasing achieved during the year stood at 0.61 msm (6.56 msf), out of which 0.52 msm (5.57 msf) was attributable to the DCCDL Group. Rental values continued to grow attractively. Over 0.17 msm (1.8 msf) of office space was re-leased following the expiry of its nine-year cycle, resetting rentals at the prevailing market rate.

Cyber Park, a 0.23 msm (2.5 msf) commercial office property in Gurugram, will begin to generate rentals from September 2019. Over 90% of the property has been pre-leased to marquee tenants. Another phase of IT SEZ, Chennai is nearing completion and rentals shall commence from the current fiscal year.

DLF's strong portfolio of high-quality office and retail properties caters to more than 1,600 tenants, including a number of Fortune 500 companies. Your Company's existing properties have set global benchmarks; the Company is endeavouring to graduate these benchmarks higher by setting new standards in its upcoming developments.

DLF embarked upon development of 0.28 msm (3 msf) of Commercial Office space to address emerging demand in Gurugram. The design for the project is underway. Your Company also commenced planning for the development of 0.33 msm (3.5 msf) commercial office space in Hyderabad and 0.37 msm (4 msf) of office space in Chennai.

DLF's rigorous safety standards are vetted by world-class independent third parties like British Safety Council. DLF has championed the cause of sustainable development, adherence to global standards and created benchmarks in the Indian real estate sector through the creation of the highest LEED Platinum space in the country (2.53 msm) [27.25 msf] certified by the U.S. Green Building Council, the highest global sustainability certification agency.

DLF recently emerged as the first (and only) organization in the world to win 11 Sword of Honour awards conferred by the British Safety Council in a single year. This is widely recognised as the pinnacle of safety achievement in the real estate sector the world over.

The Indian office leasing market is expected to grow steadily on the back of robust economy activity and a growing

recognition of India as a favorable investment destination due to improving infrastructure and fewer policy hurdles etc.

The Indian retail industry is passing through a transformation, comprising the employment of new technologies, new store formats, evolving business models and a greater provision for experiential retail environments. Retailers are preparing for a future marked by an extension beyond conventional retail formats in line with changing consumer preferences. In this emerging environment, lifestyle experience is expected to emerge as the key inflection point influencing the success of malls; with food, beverages and entertainment facilities will increase in importance. Besides, customer preferences have shifted towards branded developments of superior quality. Innovative developers are introducing new entertainment options in malls. Retailers are seeking to merge online experiences with offline ones to enhance the customer's interest and involvement.

Other Businesses - Hotels

Your Company continues to own two hotel properties viz. The Lodhi, an iconic hotel property in New Delhi, which it directly manages, and Hilton Garden Inn, Saket, which is managed by the global major Hilton.

Transfer of Mall of India, Noida

In line with the Company's stated objective of streamlining and consolidating the operations and holding structure of its rental assets, the Company transferred its property, Mall of India, Noida (MOIN), a retail mall located in Sector 18, Noida, with a leasable area of 0.19 msm (2 msf) (approximately) to Paliwal Real Estate Limited (Paliwal), a wholly-owned subsidiary. Subsequently, the Board of Directors approved the transfer of entire shareholding of the Company in Paliwal to DCCDL.

Dividend

The Directors are pleased to recommend a dividend of ₹ 2/- per equity share (100%) on the face value of ₹ 2/- each for FY'19 on the enhanced share capital, payable to those shareholders, whose names appear in the Register of Members/ Beneficial ownership details provided by depositories on the record date. The total outgo on account of dividend (exclusive of tax on distributed profit) would absorb ₹ 441.44 crore, against ₹ 356.81 crore in the previous financial year. The total outgo would increase subsequent to the allotment of equity shares upon conversion of Compulsorily Convertible Debentures (CCDs) and the exercise of Warrants by the promoters/ promoters group entities, as the case may be.

The dividend payout is in accordance with the Company's Dividend Distribution Policy. The policy was formulated by the Board pursuant to Regulation 43A of Securities and Exchange Board of India (Listing Obligations and Disclosure Requirements) Regulations, 2015 [Listing Regulations]. The

policy is available on the website of the Company http://www.dlf.in/images/downloads/170601162837_0001.pdf.

Reserves

The Company as per the provisions of the Companies (Share Capital and Debentures) Rules, 2014, as amended, has adequate Debenture Redemption Reserve (DRR).

The Board of Directors of your Company decided not to transfer any amount to the Reserves for the year under review.

Credit Rating

CRISIL reaffirmed Long-Term/ Non-convertible Debentures Rating A+/Stable and Short-Term/ Short-Term Debt Rating of CRISIL A1.

ICRA reaffirmed its long-term rating at [ICRA]A+ (Positive) and the short-term rating at [ICRA]A1.

Investor Relations

Your Company strives to excel in its engagement with international and domestic investors and activated a feedback mechanism to measure its investor relation effectiveness. Your Company interacts periodically with the investor/analyst community through structured conference calls and periodic investor/analyst interactions, including one-on-one meetings, participation in investor conferences and quarterly earnings calls. Your Company hosted an analyst meet during the year under review, comprising a meeting of analysts and investors, with its senior management.

Real Estate (Regulation and Development) Act, 2016 (RERA)

Even as the Central Government had notified RERA in May 2016, certain States are yet to have operational websites. The regulation created short-term adjustment challenges but is expected to be beneficial for the sector. RERA is expected to enhance confidence among customers, increasing sectoral transparency and delivery discipline.

Your Company has applied for registration of the eligible projects under RERA with various State Governments.

Goods and Services Tax (GST)

The Company smoothly implemented the new tax structure under GST since its implementation with effect from 1 July 2017 and is complying with all periodic regulatory requirements, which are reviewed by an external expert independent agency.

Impact on the Development Business

With effect from 1 April 2019, a concessional GST rate of 5% (1% in case of affordable housing) was notified for the construction of Residential Real Estate Projects, without input tax credit. Various conditions were stipulated

for the revised rate. For 'ongoing projects', an option was provided to developers to opt for the new rate or continue at the retrospective rate (12% of the basic sale price and parking but with input tax credit). It was clarified that where the Occupation Certificate was received prior to 31 March 2019, the earlier rate would apply. For most of the ongoing projects of the Company, the Occupation Certificate was received before 31 March 2019 and hence, the 12% rate continued to apply to the extent of bookings made prior to receiving the Occupation Certificate. The Company made necessary compliances in view of this change.

Impact on the Rental Business

The GST rate on the Rental Business continued @ 18%. No input tax credit was available on goods and services used for the construction of a leasable building, unless to the extent specifically allowed under GST Act. Benefit for SEZs continued the zero tax rate, in case supplies were made to SEZ units and related developers and co-developers subject to the fulfilment of prescribed conditions.

Fixed Deposits

During the year under review, the Company has neither invited nor accepted/ renewed any deposits from the public.

Holding Company

Rajdhani Investments & Agencies Private Limited is the holding company, currently holds 55.56% shares of the Company.

Conservation of Energy, Technology Absorption and Foreign Exchange Earnings/ Outgo

The information on conservation of energy, technology absorption and foreign exchange earnings & outgo as stipulated under Section 134(3)(m) of the Companies Act, 2013 ('the Act') read with Rule 8(3) of the Companies (Accounts) Rules, 2014 is given at **Annexure-A** hereto and forms part of this Report.

Particulars of Employees

The information required pursuant to Section 197(12) of the Act read with Rule 5(2) & (3) of the Companies (Appointment and Remuneration of Managerial Personnel) Rules, 2014, as amended ('the Rules') in respect of employees of the Company drawing remuneration in excess of the limits set-out in the said Rules, is annexed to this Report.

Pursuant to the provisions of Section 136(1) of the Act, the Financial Statements are being sent to entitled members and others, excluding the information on employees' particulars specified under Rule 5(2) & (3). The same are available on the website of the Company viz. www.dlf.in and also for inspection by members at the Registered Office/ Corporate Office of the Company up to the date of the ensuing Annual General Meeting (AGM). Any member interested in obtaining such information may write to the Company Secretary.

Share Capital

Qualified Institutions Placement

Your Company allotted 17,30,00,000 equity shares of ₹ 2/- each to eligible qualified institutional buyers pursuant to the Qualified Institutions Placement (QIP) at the issue price of ₹ 183.40 per equity share (including a share premium of ₹ 181.40 per equity share), aggregating ₹ 3,172.82 crore in a sluggish capital market, validating investor confidence in the Company's prospects.

Conversion of Compulsorily Convertible Debentures

Your Company converted 24,97,46,836 Compulsorily Convertible Debentures (CCDs) on 29 March 2019 into an equal number of equity shares of ₹ 2/- each at a price of ₹ 217.25 per share (including a premium of ₹ 215.25 per share) to the promoter/ promoter group entities.

Employee Stock Option Scheme

Your Company also allotted 4,08,084 equity shares of ₹ 2/- each fully paid-up upon the exercise of stock options by eligible employees under the Employee Stock Option Scheme, 2006.

Consequently, the paid-up equity share capital of the Company increased to ₹ 441.44 crore equity shares comprising 2,20,72,21,948 equity shares of ₹ 2/- each fully paid-up.

The above allotted equity shares rank pari-passu in all respects with the existing equity shares of the Company, including dividend and/ or any corporate benefits declared by the Company from time to time following allotment.

Employee Stock Option Scheme

Disclosures with respect to stock options as required under Regulation 14 of the SEBI (Share Based Employee Benefits) Regulations, 2014 are available on the website of the Company viz. www.dlf.in. During the year under review, there has not been any change in the Company's Employee Stock Option Scheme, 2006.

A certificate from S.R. Batliboi & Co. LLP, Chartered Accountants, Statutory Auditors of the Company, as required under Regulation 13 of the said Regulations, with respect to the implementation of the Company's Employee Stock Option Scheme, 2006, is available for inspection at the Registered Office/ Corporate Office of the Company and shall also be available at the ensuing AGM.

The relevant disclosures in terms of Ind AS relating to share based payment, forms part of notes to the Standalone Financial Statement and Consolidated Financial Statement of the Company.

Subsidiaries and Consolidated Financial Statements

As on 31 March 2019, the Company had 106 subsidiary companies in terms of the provisions of the Act. Further,

details of changes in subsidiaries and associates during the year are given at **Annexure-D**.

As required under the Listing Regulations and Section 129 of the Act, the consolidated financial statements of the Company were prepared by the Company in accordance with the applicable Ind AS and form a part of the Annual Report. A statement containing the salient features of the Financial Statements of the subsidiaries, joint ventures and associates of the Company in Form AOC-1, as required under the Companies (Accounts) Rules, 2014, form a part of the Notes to the financial statements. The highlights of the performance of subsidiaries, associates and joint venture companies and their contribution to the overall performance of the Company are included as a separate section and form a part of this Annual Report.

Pursuant to the provisions of Section 136 of the Act, audited financial statements of the Company, including consolidated financial statements, other documents required to be attached thereto and audited financial statements of each of the subsidiaries, are available on the website of the Company and may be accessed at <http://www.dlf.in/downloads.aspx>. These documents would also be available for inspection at the Registered Office/ Corporate Office of the Company and its respective subsidiary companies between 2.00-4.00 P.M. on all working days.

In terms of the provisions of the Listing Regulations, your Company has a policy for determining 'Material Subsidiary' and such policy is available on the Company's website at the link <http://www.dlf.in/images/downloads/Material-Subsidiary-Policy-Revised.pdf>.

Material Unlisted Subsidiary

During the year under review, your Company had four material unlisted subsidiaries namely, DLF Cyber City Developers Limited, DLF Assets Private Limited, Caraf Builders & Construction Private Limited (since merged with DCCDL) and DLF Home Developers Limited.

DLF Power & Services Limited became a material unlisted subsidiary with effect from 1 April 2019. The Company appointed an Independent Director(s) on the Board of the respective material subsidiary, wherever applicable, in compliance with the provisions of the Listing Regulations.

Joint Venture

During the year under review, your Company, through its wholly-owned subsidiary DLF Home Developers Limited (DHDL), entered into a joint venture with Green Horizon Trustee Limited (an affiliate of 'HINES') for the development of a high-end commercial project in Gurugram. The project will be developed on 11.76 acres owned by the joint venture company. The land parcel is located across the existing business district of DLF Cyber City, Gurugram. DHDL holds 67% stake in the joint venture, while 33% is held by

joint-venture partner with the option to increase its stake to 49%. The joint venture partner invested approximately ₹ 500 crore in the first tranche.

Scheme of Amalgamation/ Arrangement

- a) The Board of Directors of your Company approved the scheme of arrangement, comprising merger/ demerger of wholly-owned subsidiary companies - DLF Phase-IV Commercial Developers Limited, DLF Real Estate Builders Limited, DLF Residential Builders Limited (Transferor Companies) and demerger of the real estate undertaking of DLF Utilities Limited with DLF Limited (Transferee Company) pursuant to Section 232-234 and other relevant provisions of the Act read with rules made thereunder.

The scheme of arrangement/ merger is pending before the Hon'ble National Company Law Tribunal, Chandigarh Bench.

- b) The Hon'ble National Company Law Tribunal, Principal Bench, New Delhi, vide its order dated 4 January 2019, has sanctioned the scheme of arrangement involving de-merger of SEZ undertaking of DLF Home Developers Limited (DHDL), a wholly-owned subsidiary of the Company into DLF Info City Chennai Limited (DICCL), a wholly-owned subsidiary of DHDL.
- c) The Hon'ble National Company Law Tribunal, Principal Bench, New Delhi, vide its order dated 8 April 2019, sanctioned the scheme of amalgamation/ arrangement involving the merger of DLF South Point Limited (DSPL) with DLF Commercial Developers Limited (DCDL) and demerger of the Hyderabad SEZ undertaking of DLF Commercial Developers Limited into DLF Info City Hyderabad Limited (DICHL).
- d) The Hon'ble National Company Law Tribunal, Chandigarh Bench, vide its order dated 27 September 2018, sanctioned the scheme of amalgamation involving the merger of Caraf Builders & Constructions Private Limited with DLF Cyber City Developers Limited.

Listing at Stock Exchanges

The equity shares of your Company are listed on National Stock Exchange of India Limited (NSE) and BSE Limited (BSE). The Non-convertible Debentures issued by your Company are also listed on the Wholesale Debt Market (WDM) segment of BSE.

Management Discussion and Analysis Report

The Management Discussion and Analysis Report as required under Regulation 34 read with Schedule V to the Listing Regulations forms part of this Report.

Corporate Governance Report

The Corporate Governance Report, as stipulated under Regulations 17 to 27 & 46(2) and paragraphs C, D and E

of Schedule V to the Listing Regulations forms part of this Report.

The requisite certificate from S.R. Batliboi & Co. LLP, Chartered Accountants, Statutory Auditors of the Company, confirming compliance with the conditions of corporate governance as stipulated under the Listing Regulations is attached to the Corporate Governance Report.

Directors' Responsibility Statement

In terms of provisions of Section 134(5) of the Act, your Directors confirm that:

- (i) in the preparation of the annual accounts, the applicable accounting standards had been followed along with proper explanation relating to material departures;
- (ii) they have selected such accounting policies and applied them consistently and made judgments and estimates that are reasonable and prudent, so as to give a true and fair view of the state of affairs of the Company as at 31 March 2019 and the profit and loss of the Company for that period;
- (iii) they have taken proper and sufficient care for the maintenance of adequate accounting records in accordance with the provisions of this Act for safeguarding the assets of the Company and for preventing and detecting fraud and other irregularities;
- (iv) they have prepared the annual accounts on a going concern basis;
- (v) they have laid down internal financial controls to be followed by the Company and that such internal financial controls are adequate and were operating effectively; and
- (vi) they have devised proper systems to ensure compliance with the provisions of all applicable laws and that such systems were adequate and operating effectively.

Declaration by Independent Directors

The Independent Directors of your Company submitted declarations of their Independence as required under Section 149(7) of the Act and the Listing Regulations, confirming that they meet the criteria of independence as provided in Section 149(6) of the Act and Rules framed thereunder and Regulation 16(1)(b) of the Listing Regulations. There was no change in the circumstances effecting their status as Independent Directors of the Company. The Board reviewed the certificates and noted that all Independent Directors are independent of the Company's management.

Board and its Committees

The Board of Directors met seven times during the FY 2018-19. The details on the composition of the Board, committees, meetings held and related attendance are

provided in the Corporate Governance Report and form a part of this Report.

Auditors & Auditor's Report

S.R. Batliboi & Co. LLP, Chartered Accountants (FRN 301003E/ E300005) were appointed as Statutory Auditors of the Company for a term of five consecutive years from the conclusion of 52nd AGM till the conclusion of 57th AGM, subject to ratification of their appointment at every subsequent AGM. The Ministry of Corporate Affairs vide notification dated 7 May 2018 obliterated the requirement of seeking members' ratification at every AGM on appointment of statutory auditors during their tenure of five years.

The Notes on financial statements (including the Consolidated Financial Statements) referred to in the Auditor's Report are self-explanatory and do not call for any further comments. The Auditor's Report does not contain any qualification, reservation, adverse remarks or disclaimer.

Cost Auditors

During the year, M/s R. J. Goel & Co., Cost Accountants (FRN 000026) were appointed as Cost Auditors of the Company for the FY 2018-19 for conducting the audit of cost records of the Company pertaining to real estate development activities. Your Company is maintaining the requisite cost records and the Cost Audit Report for the FY 2018-19 shall be filed with the Ministry of Corporate Affairs in due course.

A certificate from the Cost Auditor certifying their independence and arm's length relationship has been received by the Company.

As per provisions of the Act, the remuneration payable to cost auditors is required to be placed before the members in a general meeting for their ratification. Accordingly, a resolution seeking members' ratification for the remuneration payable to M/s R.J. Goel & Co., Cost Accountants is included in the notice convening the AGM.

Secretarial Auditor

Dr. K.R. Chandratre, Company Secretary in practice was appointed as Secretarial Auditor to conduct Secretarial Audit for the FY 2018-19. In terms of the Regulation 24A of the Listing Regulations, the Secretarial Compliance Report and Secretarial Audit Report of the Company together with material unlisted subsidiaries, namely DLF Cyber City Developers Limited, DLF Home Developers Limited and DLF Assets Private Limited for the financial year ended 31 March 2019 are at **Annexure-B**. The said reports are self-explanatory and do not contain any qualification, reservation and adverse remarks or disclaimer.

Reporting of frauds by Auditors

During the year under review, the Statutory Auditors and Secretarial Auditor have not reported any instances of

frauds committed by the Company, its officers or employees under Section 143(12) of the Act.

Secretarial Standards

The Secretarial Standards i.e. SS-1 & SS-2 relating to meetings of the Board of Directors and General Meetings, respectively have been duly followed by the Company.

Directors and Key Managerial Personnel

The members of your Company have passed Special Resolutions with requisite majority through postal ballot process on 29 March 2019 approving the re-appointments of Dr. Kashi Nath Memani (DIN 00020696) and Dr. Dharam Vir Kapur (DIN 00001982) as Independent Director(s) for a second term of two consecutive years with effect from 1 April 2019. Further, the members approved re-appointments of Mr. Pramod Bhasin (DIN 01197009), Mr. Rajiv Krishan Luthra (DIN 00022285) and Mr. Ved Kumar Jain (DIN 00485623) as Independent Director(s) for a second term of five consecutive years with effect from 1 April 2019. The members also approved the continuation of Mr. Amarjit Singh Minocha (DIN 00010490), pursuant to Regulation 17(1) of Listing Regulations, who has attained the age of 75 years, as an Independent Director for the remaining period of his existing term of Directorship i.e. up to 19 May 2020. The Board of Directors considered that in view of their illustrious profile, enriched experience, expertise and deep business acumen vis-a-vis. their extensive involvement in the deliberations of the meetings of the Committees of Directors and Board of the Company, their continued association as Independent Directors would be of benefit to the Company and stakeholders.

The Board of Directors of your Company at its meetings held on 25 September 2018 and 5 February 2019 based on the recommendations of Nomination and Remuneration Committee has approved, subject to approval of the members, re-appointment of Dr. K.P. Singh (DIN 00003191), Whole-time Director designated as Chairman for a further period of five years with effect from 1 October 2018, Mr. Mohit Gujral (DIN 00051538), Chief Executive Officer & Whole-time Director and Mr. Rajeev Talwar (DIN 01440785), Chief Executive Officer & Whole-time Director for a further period of five years with effect from 14 February 2019 and Mr. Rajiv Singh (DIN 00003264), Whole-time Director designated as Vice Chairman for a further period of five years with effect from 9 April 2019.

The Board of Directors of your Company based on the recommendation of the Nomination and Remuneration Committee has co-opted Ms. Priya Paul (DIN 00051215) as an additional director of the Company in capacity of independent woman director with effect from 1 April 2019 pursuant to the Regulation 17(1) of the Listing Regulations, subject to the approval of the members, statutory and regulatory authorities.

Nomination and Remuneration Committee on the basis of performance evaluation and contribution made by Lt. Gen. Aditya Singh (Retd.) (DIN 06949999) during his tenure, has recommended to the Board his continued association for a second term of five consecutive years with effect from 29 August 2019 as an Independent Director of the Company, not liable to retire by rotation, would be in the interest of the Company. The Board recommends to the shareholders for re-appointment of Lt. Gen. Aditya Singh (Retd.).

The Company has received the requisite notices from the members in writing, proposing the names of Ms. Priya Paul and Lt. Gen. Aditya Singh (Retd.) for their appointment/re-appointment as Independent Directors.

Pursuant to the provisions of Section 152 of the Act read with Articles of Association of the Company, Ms. Pia Singh (DIN 00067233) and Mr. G.S. Talwar (DIN 00559460) are liable to retire by rotation at the ensuing AGM and, being eligible, have offered themselves for re-appointment. The resolutions seeking members' approval for their re-appointment form part of the notice.

Mr. B. Bhushan expressed his inability to continue on the Board as an Independent Director upon the completion of his term i.e. 31 March 2019, due to his advanced age and ill health and ceased to be an Independent Director.

A brief resume of the Directors seeking appointment/re-appointment, along with other details as stipulated under Regulation 36(3) of the Listing Regulations and the Act, are provided in the Corporate Governance Report and Notice for convening the AGM.

Mr. Saurabh Chawla, Group CFO, was separated from the Company with effect from 1 February 2019 and Mr. Ashok Kumar Tyagi, Whole-time Director, was given the additional responsibility as Group CFO. Mr. Subhash Setia is the Company Secretary and Compliance Officer of the Company.

Corporate Social Responsibility (CSR)

In line with your Company's motto of 'Building India', it is equally concerned of its responsibility of 'Building Lives' of underserved communities and stakeholders residing in and around DLF projects - equal partners in the DLF growth story. Your Company has continuously endeavoured to contribute towards building capacities and creating resources better the lives of the marginalized. For all social development projects, DLF follows an integrated holistic approach to ensure that its programmes enhance lives of the underserved in the area of education, skilling, livelihood culture, healthcare and social infrastructure.

The CSR programmes of DLF were implemented through its CSR arm i.e. DLF Foundation. The projects undertaken during the year under review focused on the

creation of a positive and lasting impact on the lives of the underprivileged.

The Board, based on the recommendations of the CSR Committee, approved the CSR Policy of the Company in accordance with Section 135 of the Act and Rules made thereunder. A copy of the CSR policy is available on the Company's website viz. <http://www.dlf.in/images/downloads/Corporate-Social-Responsibility-Policy-Revised.pdf>.

DLF also made a significant contribution in community welfare initiatives through education, training, health, environment, capacity building, skill development and rural-centric interventions through DLF Foundation and other agencies. The employees of DLF participated in a number of such initiatives.

The Annual Report on CSR activities, as per the prescribed format under the Companies (Corporate Social Responsibility Policy) Rules, 2014, as amended, is annexed at **Annexure-C**.

Environment & Sustainability

In line with the 'Go Green' philosophy, your Company continued to invest in new techniques to eliminate or minimize the environmental impact. Your Company undertook projects aimed at climate change mitigation comprising the use of LED lighting and solar PV-based roof to reduce energy consumption and related carbon footprint. Your Company invested in energy-efficient motors, rain water harvesting, tree plantations, waste water and solid waste management and the launch of certified Green Building projects with Platinum and Gold rating.

DLF achieved a 13% reduction in carbon emissions during the year under review. It replaced conventional lights with LED, saving 40 lakhs electricity units. It installed STPs for the zero discharge of water coupled with an investment in rain water harvesting across its facilities. Your Company periodically monitored toxic emissions and implemented corresponding waste management systems.

Over the years, your Company extended beyond statutory requirements in improving the quality of environment within its operating ecosystem. It formalized and adopted a Corporate Environment Policy, which is available on the website of the Company - <http://www.dlf.in/environmental-policy.aspx>.

Extract of Annual Return

The extract of Annual Return in form MGT-9 as provided under Section 92(3) of the Act read with Companies (Management and Administration) Rules, 2014, is annexed at **Annexure-D**.

Awards and Accolades

Your Company continues to lead its sector and received number of awards. The details of the major awards and accolades received during the year are given at **Annexure-E**.

Business Responsibility Report (BRR)

The BRR describes the initiatives taken by the Company from social, environmental and governance perspectives and annexed at **Annexure-E**.

Particulars of Loans, Guarantees and Investments

Particulars of loans, guarantees and investments have been disclosed in the notes to the standalone financial statements.

Transactions with related parties

The Company possesses adequate procedures for the identification and monitoring of related party(ies) and related party transactions. None of the transactions with related parties falls under the scope of Section 188(1) of the Act. Information on transactions with related parties pursuant to Section 134(3)(h) and 136(1) of the Act read with Rule 8(2) of the Companies (Accounts) Rules, 2014, as amended are available on the website of the Company viz. <http://www.dlf.in/downloads.aspx>.

The Company's policy for related party transactions regulate the transactions between the Company and its related parties. The said policy is available on the Company's website viz. <http://www.dlf.in/images/downloads/Related-Party-Transactions-Policy.pdf>. The policy intends to ensure that proper reporting, approval and disclosure processes are in place for all transactions between the Company and its related parties.

For details on related party transactions, members may refer to the notes to the standalone financial statements.

Nomination and Remuneration Policy

The Nomination and Remuneration Policy containing guiding principles for payment of remuneration to Directors, Senior Management, Key Managerial Personnel and other employees including Non-executive Directors are provided in the Corporate Governance Report. The said policy is available on the Company's website viz. <http://www.dlf.in/images/downloads/Nomination-and-Remuneration-Policy-Revised.pdf>.

Board Evaluation

Pursuant to the provisions of the Act, Regulation 17 & 25 of the Listing Regulations and Guidance Note on Board Evaluation issued by the SEBI, Nomination and Remuneration Committee has devised criteria for evaluation of the performance of Directors including Independent Directors. The Board has carried out the annual performance evaluation of its own performance, its Committees and Directors. The exercise was led by the Lead Independent Director. The evaluation process focused on various aspects of the Board and Committees functioning such as composition of the Board and

Committees, experience and competencies, performance of specific duties and obligations, corporate governance & compliance management etc. Separate exercise was carried out to evaluate the performance of Non-executive Directors on parameters such as experience, attendance, acquaintance with the business, effective participation, vision and strategy, contribution and independent judgement.

Internal Financial Control

Internal financial controls represent an integral part of the risk management process. These controls address, among others, financial and non-financial risks. The internal financial controls were documented and augmented in day-to-day business processes. Assurance on the effectiveness of internal financial controls was obtained through management reviews, self-assessment, continuous monitoring by functional experts as well as testing by the Statutory/ Internal Auditors during the course of their audits. The internal audit was entrusted to Grant Thornton India LLP and KPMG. The main thrust of internal audit was to test and review controls, appraisal of risks and business processes, besides benchmarking controls with the best industry practices.

The Board adopted policies and procedures to ensure the orderly and efficient conduct of its business, including adherence to the Company's policy, safeguarding of its assets, prevention and detection of fraud, error reporting mechanism, accuracy and completeness of the accounting records and timely preparation of reliable financial disclosures.

Significant audit observations and follow-up actions were reported to the Audit Committee.

The Company's internal control system is commensurate with the nature, size and complexities of operations.

Risk Management

Pursuant to the requirement of Regulation 21 of the Listing Regulations, Risk Management Committee is responsible to frame, implement, monitor risk management plan including cyber security and to ensure its robust effectiveness. The details of the Committee and its terms of reference are set-out in the Corporate Governance Report, which is a separate section of this Annual Report.

The Company established a risk management framework enabling risks to be identified, assessed and mitigated appropriately with respect to internal and external risks. The respective Functional/ Business Unit Head(s) were entrusted with the responsibility of identifying, mitigating and monitoring risk management. Risk management forms an integral part of the management's policy and is an ongoing process integrated deeply into every-day operations.

The processes and guidelines of the risk management policy/ plan provide a strong overview and monitoring system at the Board and senior management levels.

The Risk Management Committee and Audit Committee also seek an independent assurance on specific risks from the internal audit or other assurance reviews.

Significant and material orders passed by Regulators or Courts

During the year under review, no significant material order was passed by the regulators/ courts which would impact the going concern status of the Company and its future operations. However, some significant orders passed previously form a part of Note 50 to the standalone financial statements.

Vigil Mechanism

The Company's vigil mechanism comprises a Whistle Blower Policy in line with the Listing Regulations to deal with instances of unethical and/ or improper conduct and actioning suitable steps to investigate and correct them. The details of the Whistle Blower Policy are explained in the Corporate Governance Report and posted on your Company's website.

Policy for Prevention, Prohibition and Redressal of Sexual Harassment of Women at Workplace

Your Company continues to follow a robust policy on 'Prevention, Prohibition and Redressal of Sexual Harassment of Women at Workplace'. The Internal Committee was constituted as per the requirements of The Sexual Harassment of Women at Workplace (Prevention, Prohibition and Redressal) Act, 2013. During the financial


year under review, no case was reported. The Company continues to promote the cause of women colleagues, through 'Jagruti', all-women's forum for experience sharing, creating awareness on women's safety/ related issues, celebrating important days dedicated to women and organizing workshops on gender sensitivity.

Acknowledgements

Your Directors wish to place on record their sincere appreciation to all the employees for their dedication and commitment. Their hard work and unstinting efforts enabled the Company to sustain its performance and consolidate its sectoral leadership.

Your Company continues to be respected by stakeholders, including valuable customers. Your Directors would like to express their sincere appreciation for assistance and co-operation received from vendors and stakeholders, including financial institutions, banks, Central and State Government authorities, customers and other business associates, who extended their valuable support during the year under review. It will be the Company's endeavour to nurture these relationships in strengthening business sustainability.

For and on behalf of the Board of Directors



(Dr. K.P. Singh)
Chairman
(DIN 00003191)

21 May 2019

ANNEXURE – ‘A’

Conservation of energy, technology absorption, foreign exchange earnings and outgo under Section 134(3)(m) of the Companies Act, 2013 read with the Companies (Accounts) Rules, 2014

A. CONSERVATION OF ENERGY		
i) The steps taken or impact on conservation of energy	In FY 2018-19, the Company has utilized 2,05,789 KWH of electrical units generated by Solar PV based roof top electrical systems installed at DLF IT Park-II, Kolkata; Mall of India, Noida; and Two Horizon Center, Gurugram.	
ii) The steps taken by the Company for utilising alternative sources of energy	Solar PV based roof top electrical systems of capacity 113.4 KW, 40.32 KW & 15 KW have been installed on the building roof tops of DLF IT Park-II, Kolkata; Mall of India, Noida and Two Horizon Center, Gurugram, respectively.	
iii) The capital investment on energy conservation equipment	Nil	
B. TECHNOLOGY ABSORPTION		
i) Efforts made towards technology absorption	NA	
ii) Benefits derived like product improvement, cost reduction, product development or import substitution	NA	
iii) In case of imported technology (imported during the last three years reckoned from the beginning of the financial year):	NA	
a. Details of technology imported;		
b. Year of import;		
c. Whether the technology been fully absorbed;		
d. If not fully absorbed, areas where absorption has not taken place and the reasons thereof.		
iv) the expenditure incurred on Research and Development.	NA	
C. FOREIGN EXCHANGE EARNINGS AND OUTGO		
	(` in crore)	
	2018-19	2017-18
a) Foreign Exchange earnings	0.92	1.74
b) Foreign Exchange outgo	456.77	342.93

ANNEXURE – ‘B’

SECRETARIAL AUDIT REPORT

For the Financial Year ended 31 March 2019

[Pursuant to Section 204(1) of the Companies Act, 2013 and Rule 9 of the Companies (Appointment and Remuneration of Managerial Personnel) Rules, 2014]

To
The Members
DLF Limited
Shopping Mall, 3rd Floor
Arjun Marg, Phase I, DLF City
Gurugram-122002,
Haryana

I have conducted the secretarial audit of the compliance of applicable statutory provisions and the adherence to good corporate practices by DLF Limited (hereinafter called ‘the Company’). Secretarial Audit was conducted in a manner that provided me a reasonable basis for evaluating the corporate conducts/ statutory compliances and expressing my opinion thereon.

Based on my verification of the Company’s books, papers, minute books, forms and returns filed and other records maintained by the Company and also the information provided by the Company, its officers, agents and authorised representatives during the conduct of secretarial audit, I hereby report that in my opinion, the Company has, during the audit period covering the financial year ended on 31 March 2019 (‘Audit Period’) complied with the statutory provisions listed hereunder and also that the Company has proper Board-processes and compliance-mechanism in place to the extent, in the manner and subject to the reporting made hereinafter:

I have examined the books, papers, minute books, forms and returns filed and other records maintained by the Company for the financial year ended on 31 March 2019 according to the provisions of:

- (i) The Companies Act, 2013 (the Act) and the rules made thereunder;
- (ii) The Securities Contracts (Regulation) Act, 1956 (‘SCRA’) and the rules made thereunder;
- (iii) The Depositories Act, 1996 and the Regulations and Bye-laws framed thereunder;
- (iv) Foreign Exchange Management Act, 1999 and the rules and regulations made thereunder to the extent of Foreign Direct Investment, Overseas Direct Investment and External Commercial Borrowings;
- (v) The following Regulations and Guidelines prescribed under the Securities and Exchange Board of India Act, 1992 (‘SEBI Act’): —
 - (a) The Securities and Exchange Board of India (Substantial Acquisition of Shares and Takeovers) Regulations, 2011;
 - (b) The Securities and Exchange Board of India (Prohibition of Insider Trading) Regulations, 2015;

- (c) The Securities and Exchange Board of India (Issue of Capital and Disclosure Requirements) Regulations, 2009 and 2018;
 - (d) The Securities and Exchange Board of India (Share Based Employee Benefits) Regulations, 2014;
 - (e) The Securities and Exchange Board of India (Issue and Listing of Debt Securities) Regulations, 2008;
 - (f) The Securities and Exchange Board of India (Registrars to an Issue and Share Transfer Agents) Regulations, 1993 regarding the Companies Act and dealing with client;
 - (g) The Securities and Exchange Board of India (Delisting of Equity Shares) Regulations, 2009 (Not applicable to the Company during the Audit Period); and
 - (h) The Securities and Exchange Board of India (Buyback of Securities) Regulations, 1998 (Not applicable to the Company during the Audit Period);
- (vi) I further report that, having regard to the compliance system prevailing in the Company and on examination of the relevant documents and records in pursuance thereof on test-check basis, the Company has complied with the following laws applicable specifically to the Company:
- (a) The Ancient Monuments and Archeological Sites and Remains Act, 1958;
 - (b) Haryana Development & Regulation of Urban Areas Act, 1975;
 - (c) Haryana Apartment Ownership Act, 1983;
 - (d) Punjab Scheduled and Controlled Area (Restriction of Unregulated Development Act, 1963);
 - (e) Control of National Highways (Land & Traffic) Act, 1958; &
 - (f) Real Estate (Regulation and Development) Act, 2016.

I have also examined compliance with the applicable clauses of the following:

- (i) Secretarial Standards (SS-1 and SS-2) issued by The Institute of Company Secretaries of India; and
- (ii) The Securities and Exchange Board of India (Listing Obligations and Disclosure Requirements) Regulations, 2015.

During the audit period, the Company has complied with the provisions of the Act, Rules, Regulations, Guidelines, Standards, etc. as mentioned above.

I further report that the Board of Directors of the Company is duly constituted with proper balance of Executive Directors, Non-Executive

Directors and Independent Directors. The changes in the composition of the Board of Directors that took place during the audit period were carried out in compliance with the provisions of the Act.

Adequate notices were given to all directors to schedule the Board Meetings, agenda and detailed notes on agenda were sent in advance of the meetings, and a system exists for seeking and obtaining further information and clarifications on the agenda items before the meeting and for meaningful participation at the meeting.

All decisions at Board Meetings and Committee Meetings are carried out unanimously as recorded in the minutes of the meetings of the Board of Directors or Committee(s) of the Board, as the case may be.

I further report that there are adequate systems and processes in the Company commensurate with the size and operations of the Company to monitor and ensure compliance with applicable laws, rules, regulations and guidelines.

I further report that during the audit period:

- the Members of the Company vide special resolution passed on 19 January 2019 through postal ballot accorded their

This report is to be read with my letter of even date which is annexed as Annexure and forms an integral part of this report

Annexure to the Secretarial Audit Report

To:

The Members,
DLF Limited
Shopping Mall, 3rd Floor
Arjun Marg, Phase I, DLF City
Gurugram-122002,
Haryana

My report of even date is to be read along with this letter:

- 1 Maintenance of secretarial records are the responsibility of the management of the Company. My responsibility is to express an opinion on these secretarial records based on my audit.
2. I have followed the audit practices and processes as were appropriate to obtain reasonable assurance about the correctness of the contents of the secretarial records. The verification was done on test-check basis to ensure that correct facts are reflected in secretarial records. I believe that

approval under Section 23, 42 and 62(1)(c) of the Companies Act, 2013 and other applicable provisions of any law for the time being force, for the further issue of equity shares by way of private placement including qualified institutions placement. Further, Securities Issuance Committee at its meeting held on 29 March 2019 approved allotment of 17,30,00,000 Equity Shares of ₹ 2/- each at a price of ₹ 183.40 per share (including premium of ₹ 181.40 per share) to qualified institutional buyers (QIBs); &

- the Securities Issuance Committee at its meeting held on 29 March 2019 approved conversion of 24,97,46,836 Compulsorily Convertible Unsecured Debentures into 24,97,46,836 Equity Shares of ₹ 2/- each at a price of ₹ 217.25 per share (including premium of ₹ 215.25 per share)

Pune
21 May 2019

Dr. K.R. Chandratre
FCS No. 1370, C P No: 5144

the process and practices, I followed provide a reasonable basis for my opinion.

3. I have not verified the correctness and appropriateness of financial records and books of accounts of the Company.
4. Wherever required, I have obtained Management Representation about the compliance of laws, rules and regulations and happening of events, etc.
5. The compliance of the provisions of corporate and other applicable laws, rules, regulations, standards is the responsibility of management. My examination was limited to the verification of procedures on test-check basis.
6. The Secretarial Audit report is neither an assurance as to future viability of the Company nor of the efficacy or effectiveness with which the management has conducted the affairs of the Company.

Pune
21 May 2019

Dr. K.R. Chandratre
FCS No. 1370, C P No: 5144

[In compliance with Regulation 24A of Securities and Exchange Board of India (Listing Obligations and Disclosure Requirements) Regulations, 2015]

Secretarial Compliance Report of DLF Limited for the year ended 31 March 2019

I have examined:

- (a) all the documents and records made available to us and explanation provided by DLF Limited (“the listed entity”),
- (b) the filings/ submissions made by the listed entity to the stock exchanges,
- (c) website of the listed entity,
- (d) any other document/ filing, as may be relevant, which has been relied upon to make this certification,

for the year ended 31 March 2019 (“Review Period”) in respect of compliance with the provisions of:

- (a) the Securities and Exchange Board of India Act, 1992 (“SEBI Act”) and the Regulations, circulars, guidelines issued thereunder; and
- (b) the Securities Contracts (Regulation) Act, 1956 (“SCRA”), rules made thereunder and the Regulations, circulars, guidelines issued thereunder by the Securities and Exchange Board of India (“SEBI”);

The specific Regulations, whose provisions and the circulars/ guidelines issued thereunder, have been examined, include:-

- (a) Securities and Exchange Board of India (Listing Obligations and Disclosure Requirements) Regulations, 2015;
- (b) Securities and Exchange Board of India (Issue of Capital and Disclosure Requirements) Regulations, 2009 and 2018;
- (c) Securities and Exchange Board of India (Substantial Acquisition of Shares and Takeovers) Regulations, 2011;
- (d) Securities and Exchange Board of India (Buyback of Securities) Regulations, 2018; (Not Applicable during the review period)
- (e) Securities and Exchange Board of India (Share Based Employee Benefits) Regulations, 2014;
- (f) Securities and Exchange Board of India (Issue and Listing of Debt Securities) Regulations, 2008; (Not Applicable during the review period)
- (g) Securities and Exchange Board of India (Issue and Listing of Non-Convertible and Redeemable Preference Shares) Regulations, 2013; (Not Applicable during the review period)
- (h) Securities and Exchange Board of India (Prohibition of Insider Trading) Regulations, 2015;

and based on the above examination, I/ We hereby report that, during the Review Period:

- (a) The listed entity has complied with the provisions of the above Regulations and circulars/ guidelines issued thereunder, except in respect of matters specified below:

Sr. No	Compliance Requirement (Regulations/ circulars/ guidelines including specific clause)	Deviations	Observations/ Remarks of the Practicing Company Secretary
	Not Applicable		

- (b) The listed entity has maintained proper records under the provisions of the above Regulations and circulars/ guidelines issued thereunder insofar as it appears from my examination of those records.
- (c) The following are the details of actions taken against the listed entity/ its promoters/ directors/ material subsidiaries either by SEBI or by Stock Exchanges (including under the Standard Operating Procedures issued by SEBI through various circulars) under the aforesaid Acts/ Regulations and circulars/ guidelines issued thereunder:

Sr. No.	Action taken by	Details of violation	Details of action taken E.g. fines, warning letter, debarment, etc.	Observations/ remarks of the Practicing Company Secretary, if any.
1.	SEBI	Wrong disclosure to BSE Limited & National Stock Exchange of India Limited, regarding variations between actual utilization of funds vis-à-vis projected utilization of funds in respect of the Initial Public Offering proceeds, under the head pre-payment of loans, for the quarter ended September 2007 and therefore violated the provisions of Clause 43 of the Listing Agreement read with Section 21 of Securities Contracts (Regulation) Act, 1956	A penalty of ₹ 10,00,000/- was imposed on the Company	None

- (d) The listed entity has taken the following actions to comply with the observations made in previous reports:

Sr. No.	Observations of the Practicing Company Secretary in the previous reports	Observations made in the secretarial compliance report for the year ended... (The years are to be mentioned)	Actions taken by the listed entity, if any	Comments of the Practicing Company Secretary on the actions taken by the listed entity
	Not Applicable			

Pune
21 May 2019

Dr. K.R. Chandratre
FCS No. 1370, C P No: 5144

SECRETARIAL AUDIT REPORT OF MATERIAL UNLISTED SUBSIDIARIES

1. DLF CYBER CITY DEVELOPERS LIMITED

SECRETARIAL AUDIT REPORT

For the Financial Year ended 31 March 2019

[Pursuant to Section 204(1) of the Companies Act, 2013 and Rule 9 of the Companies (Appointment and Remuneration of Managerial Personnel) Rules, 2014]

To

The Members,
DLF Cyber City Developers Limited
(CIN: U45201HR2006PLC036074)
10th Floor, Gateway Tower, DLF City, Phase III
Gurugram- 122002

I have conducted the Secretarial Audit of the compliance of applicable statutory provisions and the adherence to good corporate practices by DLF Cyber City Developers Limited (hereinafter called "the Company") which is an unlisted Company. Secretarial Audit was conducted in a manner that provided me a reasonable basis for evaluating the corporate conducts/statutory compliances and expressing my opinion thereon.

Based on my verification of the Company's books, papers, minute books, forms and returns filed and other records maintained by the Company and also the information provided by the Company, its officers, agents and authorised representatives during the conduct of Secretarial Audit, I hereby report that in my opinion, the Company has, during the audit period covering the financial year ended on 31 March 2019 ('Audit Period') complied with the statutory provisions listed hereunder and also that the Company has proper Board processes and compliance mechanism in place to the extent, in the manner and subject to the reporting made hereinafter:

I have examined the books, papers, minute books, forms and returns filed and other records maintained by the Company for the financial year ended on 31 March 2019 according to the provisions of:

- (i) The Companies Act, 2013 (the Act) and the rules made thereunder;
- (ii) The Depositories Act, 1996 and the Regulations and Bye-laws framed thereunder;
- (iii) Foreign Exchange Management Act, 1999 and the rules and regulations made thereunder to the extent of Foreign Direct Investment, Overseas Direct Investment and External Commercial Borrowings;
- (iv) I further report that, having regard to the compliance system prevailing in the Company and on examination of the relevant documents and records in pursuance thereof on test-check basis, the Company has complied with the following laws applicable specifically to the Company:

- (a) The Ancient Monuments and Archaeological Sites and Remains Act, 1958;

- (b) Haryana Development & Regulation of Urban Areas Act, 1975;

I have also examined compliance with the applicable clauses of the Secretarial Standards (SS-1 and SS-2) issued by The Institute of Company Secretaries of India.

During the audit period, the Company has complied with the provisions of the Act, Rules, Regulations, Guidelines, Standards, etc. mentioned above.

I further report that

The Board of Directors of the Company is duly constituted with proper balance of Executive Directors, Non-Executive Directors and Independent Directors. The changes in the composition of the Board of Directors that took place during the period under review were carried out in compliance with the provisions of the Act.

Adequate notice is given to all directors to schedule the Board Meetings, agenda and detailed notes on agenda were generally sent at least seven days in advance, and a system exists for seeking and obtaining further information and clarifications on the agenda items before the meeting and for meaningful participation at the meeting.

All decisions at Board Meetings and Committee Meetings were carried out unanimously as recorded in the minutes of the meetings of the Board of Directors or Committees of the Board, as the case may be.

I further report that there are adequate systems and processes in the Company commensurate with the size and operations of the Company to monitor and ensure compliance with applicable laws, rules, regulations and guidelines.

I further report that during the audit period:

- (a) the members of the Company in their Extra-ordinary General Meeting held on 1 February 2019 passed ordinary resolution for issue of 50,00,00,000 Class-B Equity Shares of ` 10/- each with differential rights as Bonus issue; &
- (b) the members of the Company in their Extra-ordinary General Meeting held on 22 March 2019 passed special resolution for the buyback of 1,67,35,564 fully paid up Cumulative Compulsory Convertible Preference Shares of ` 100/- each from Rajdhani Investments & Agencies Private Limited.

Pune
8 May 2019

Dr. K.R. Chandratre
FCS No.: 1370, C. P. No.: 5144

Annexure to the Secretarial Audit Report

To

The Members,
DLF Cyber City Developers Limited
(CIN: U45201HR2006PLC036074)
10th Floor, Gateway Tower, DLF City, Phase III
Gurugram- 122002

My report of even date is to be read along with this letter:

1. Maintenance of secretarial records is the responsibility of the management of the Company. My responsibility is to express an opinion on these secretarial records based on my audit.
2. I have followed the audit practices and processes as were appropriate to obtain reasonable assurance about the correctness of the contents of the secretarial records. The verification was done on test-check basis to ensure that correct facts are reflected in secretarial records. I believe that the process and practices, I followed provide a reasonable basis for my opinion.

3. I have not verified the correctness and appropriateness of financial records and books of accounts of the Company.
4. Wherever required, I have obtained Management Representation about the compliance of laws, rules and regulations and happening of events, etc.
5. The compliance of the provisions of corporate and other applicable laws, rules, regulations, standards is the responsibility of management. My examination was limited to the verification of procedures on test-check basis.
6. The Secretarial Audit report is neither an assurance as to future viability of the Company nor of the efficacy or effectiveness with which the management has conducted the affairs of the Company.

Pune
8 May 2019

Dr. K.R. Chandratre
FCS No.: 1370, C. P. No.: 5144

2. DLF ASSETS PRIVATE LIMITED

SECRETARIAL AUDIT REPORT

For the Financial Year ended 31 March 2019

[Pursuant to Section 204(1) of the Companies Act, 2013 and Rule No. 9 of the Companies (Appointment and Remuneration of Managerial Personnel) Rules, 2014]

To

The Members
DLF Assets Private Limited
CIN U45201DL2006PTC147392
Registered office address: 1-E, Jhandewalan Extension
Naaz Cinema Complex, New Delhi - 110055

We have conducted the Secretarial Audit of the compliance of applicable statutory provisions and the adherence to good corporate practices by DLF Assets Private Limited (hereinafter called "the Company"). Secretarial Audit was conducted in a manner that provided us a reasonable basis for evaluating the corporate conducts/statutory compliances and expressing our opinion thereon.

Based on our verification of the Company's books, papers, minute books, forms and returns filed and other records maintained by the Company and also the information provided by the Company, its officers, agents and authorised representatives during the conduct of Secretarial Audit, we hereby report that in our opinion, the Company has during the audit period covering the financial year ended on 31 March 2019 complied with the statutory provisions listed hereunder and also that the Company has proper Board-processes and compliance-mechanism in place to the extent, in the manner and subject to the reporting made hereinafter:

We have examined the books, papers, minute books, forms and returns filed, and other records maintained by the Company for the financial year ended on 31 March 2019 according to the provisions of:

- (i) The Companies Act, 2013 (the Act) and the rules made thereunder;
- (ii) The Securities Contracts (Regulation) Act, 1956 ('SCRA') and the rules made thereunder;
- (iii) The Depositories Act, 1996 and the Regulations and Bye-laws framed thereunder;
- (iv) The Foreign Exchange Management Act, 1999 and the rules and regulations made thereunder to the extent of Foreign Direct Investment, Overseas Direct Investment and External Commercial Borrowings; Not Applicable
- (v) The following Regulations and Guidelines prescribed under the Securities and Exchange Board of India Act, 1992 ('SEBI Act'): -
 - (a) The Securities and Exchange Board of India (Substantial Acquisition of Shares and Takeovers) Regulations, 2011; Not Applicable
 - (b) The Securities and Exchange Board of India (Prohibition of Insider Trading) Regulations, 1992; Not Applicable
 - (c) The Securities and Exchange Board of India (Listing Obligations and Disclosure Requirements) Regulations, 2015; Not Applicable

- (d) The Securities and Exchange Board of India (Issue of Capital and Disclosure Requirements) Regulations, 2018; Not Applicable
- (e) The Securities and Exchange Board of India (Share Based Employee Benefits) Regulations, 2014; Not Applicable
- (f) The Securities and Exchange Board of India (Issue and Listing of Debt securities) Regulations, 2008; Not Applicable
- (g) The Securities and Exchange Board of India (Registrars to an Issue and Share Transfer Agents) Regulations, 1993 regarding the Companies Act and dealing with client;
- (h) The Securities and Exchange Board of India (Delisting of Equity shares) Regulations, 2009; - Not Applicable
- (i) The Securities and Exchange Board of India (Buy back of securities) Regulations, 1998; - Not Applicable

(vi) The Company has identified following laws applicable specifically to the Company:

1. The Special Economic Zone Act, 2005;
2. The National Building Code of India 2005;
3. The Haryana Development & Regulation of Urban Areas Act, 1975;
4. The Ancient Monuments and Archeological Sites and Remains Act, 1958.

We have also examined compliance with the applicable provisions of the following:

- (i) Secretarial Standards issued by The Institute of Company Secretaries of India.
- (ii) The Listing Agreements entered into by the Company with the Stock Exchange; - Not Applicable

During the period under review the Company has complied with the provisions of the Act, Rules, Regulations, Standards and Guidelines etc. mentioned above.

We further report that the Board of Directors of the Company has been duly constituted with proper balance of Executive Directors, Non-Executive Directors and Independent Directors. The changes in the composition of the Board of Directors that took place during the period under review were carried out in compliance with the provisions of the Act.

Adequate notice is given to all directors to schedule the Board and Committee Meetings, agenda and detailed notes on agenda were sent at least seven business days in advance and in case of shorter notice, compliance as required under the Act has been made by the Company and a system exists for seeking and obtaining further information and clarifications on the agenda items before the meeting and for meaningful participation at the meeting.

All decisions at Board Meetings and Committee Meetings are carried out with requisite majority of the members of the Board or committees as the case may be. Further there is no case of views of the dissenting members as per the recordings in the minutes of the meetings of the Board or Committee(s) thereof.

We further report that there are adequate systems and process in the company commensurate with the size and operations of the company to monitor and ensure compliances with the applicable laws, rules, regulations and guidelines.

We further report that during the audit period, the Company has the following specific events/actions having major bearing on the company's affairs in pursuance of the above referred laws, rules, regulations, standards & guidelines:

- During the year, the Company has become direct Wholly-Owned Subsidiary of DLF Cyber City Developers Limited pursuant to the Scheme of Amalgamation approved by Hon'ble National Company Law Tribunal, Chandigarh Bench at Chandigarh vide its order dated 27 September 2018 involving merger of Caraf Builders & Constructions Private Limited ("Transferor company") with DLF Cyber City Developers Limited ("Transferee Company").
- DLF Cyber City Developers Limited, the holding company ("DCCDL") has entered into an agreement with DLF Limited ("DLF") for grant of irrevocable, absolute, unfettered and exclusive rights to develop land parcel admeasuring 19.5 acres at Nathupur, Gurugram. The said land parcel was acquired by DLF from Government of Haryana ('GoH') in August 2006 for development of Cyber City Project, which was earlier acquired by GoH from Gram Panchayat, Nathupur on February 2004 through proceedings of compulsory acquisition. DCCDL had constructed certain portions of its IT/IT SEZ buildings of the Cyber City Project which was sold to the Company and entered into third party rights with vide lease/sale of office space in the said buildings. Subsequently, the High Court of Punjab and Haryana, pursuant to a public interest litigation, vide order dated 1 October 2010, quashed the land acquisition proceedings and Conveyance Deed by GoH and directed the GoH to refund the amount, which was earlier paid by DLF and also directed DLF to remove any construction on the said land. Against the said order, DLF filed a Special Leave Petition in November 2010 before the Supreme Court of India, who vide order dated 3 January 2012, stayed the order of the High Court and the matter is pending disposal before the Supreme Court. The Conveyance Deed in favour of the Company in respect of the said land parcel shall be done, subject to the final settlement of above appeals in favour of DLF.
- DLF Limited, the holding company ("DLF") and one of its subsidiaries had acquired a land parcel admeasuring approximately 30 acres and 7 acres respectively from EIH Limited ('EIH') for development of IT/ITES project at Silokhera, Gurugram, which EIH acquired from GoH. DLF constructed 2 IT/ITES SEZ Buildings on the said land, which was sold to the Company. DLF is constructing another block of buildings on the Company's behalf. Subsequently, the High Court of Punjab and Haryana, pursuant to a public interest litigation and vide its order dated 3 February 2011 directed the GoH to carry out the acquisition proceedings again from the notification stage under the Land Acquisition Act, 1894 and directed DLF and its subsidiary to remove all constructions made on the said land. DLF filed a Special Leave Petition before the Supreme Court of India and the Supreme Court vide order dated 20 September 2011 stayed the order of the High Court and the matter is currently pending before the Supreme Court and the next date of hearing is yet to be notified by the registry.

Based on the advice of the independent legal counsel, the management believes that there is a strong likelihood of succeeding before the Hon'ble Supreme Court of India in both cases. Further, based on Share Purchase and Shareholders' Agreement ('SPSHA') dated 27 August 2017, DLF has undertaken to indemnify, defend and hold harmless the Company against all losses incurred or suffered by the Company arising out of the above matters. Pending the final decision on the above

matters, no further adjustment has been made in these financial statements.

FOR VKC & ASSOCIATES
(Company Secretaries)

CS Vineet K Chaudhary
Managing Partner

07.05.2019
New Delhi

FCS No. 5327, C P No. 4548

Note: This report is to be read with our letter of even date which is annexed as Annexure A and forms an integral part of this report.

ANNEXURE – A

To

The Members,

DLF Assets Private Limited
CIN U45201DL2006PTC147392
Registered office address: 1-E, Jhandewalan Extension,
Naaz Cinema Complex, New Delhi – 110055.

Our report of even date is to be read along with this letter.

- Maintenance of secretarial record is the responsibility of the management of the company. Our responsibility is to express an opinion on these secretarial records based on our audit.
- We have followed the audit practices and processes as were appropriate to obtain reasonable assurance about the correctness of the contents of the Secretarial records. The verification was done on test basis to ensure that correct facts are reflected in secretarial records. We believe that the processes and practices, we followed provide a reasonable basis for our opinion.
- We have not verified the correctness and appropriateness of financial records and Books of Accounts of the company.

- Wherever required, we have obtained the Management representation about the compliance of laws, rules and regulations and happening of events etc.
- The compliance of the provisions of Corporate and other applicable laws, rules, regulations, standards is the responsibility of management. Our examination was limited to the verification of procedures on test basis.
- The Secretarial Audit report is neither an assurance as to the future viability of the company nor of the efficacy or effectiveness with which the management has conducted the affairs of the company.

FOR VKC & ASSOCIATES
(Company Secretaries)

CS Vineet K Chaudhary
Managing Partner

07.05.2019
New Delhi

FCS No. 5327
C P No. 4548

3. DLF HOME DEVELOPERS LIMITED

SECRETARIAL AUDIT REPORT

For the Financial Year ended 31 March 2019

[Pursuant to Section 204(1) of the Companies Act, 2013 and Rule No. 9 of the Companies (Appointment and Remuneration of Managerial Personnel) Rules, 2014]

To

The Members
DLF Home Developers Limited
(CIN: U74899DL1995PLC075028)
DLF Centre, Sansad Marg
New Delhi - 110001

We have conducted the secretarial audit of the compliance of applicable statutory provisions and the adherence to good corporate practices by DLF Home Developers Limited (hereinafter called the Company), which is an Unlisted Public Company.

Secretarial Audit was conducted in a manner that provided us a reasonable basis for evaluating the corporate conducts/ statutory compliances and expressing our opinion thereon.

Based on our verification of the Company's books, papers, minute books, forms and returns filed and other records maintained by the Company and also the information provided by the Company, its officers, agents and authorised representatives during the conduct of Secretarial Audit, we hereby report that in our opinion, the Company has, during the audit period covering the financial year ended on 31 March 2019 ("Audit Period") complied with the statutory provisions listed hereunder and also that the Company has proper Board processes and compliance mechanism in place to the extent, in the manner and subject to the reporting made hereinafter:

We have examined the books, papers, minute books, forms and returns filed and other records maintained by the Company for the financial year ended on 31 March 2019 according to the provisions of:

- The Companies Act, 2013 (the Act) and the rules made thereunder;

- (ii) The Depositories Act, 1966 and the Regulations and Bye-laws framed thereunder;
- (iii) *Foreign Exchange Management Act, 1999 and the rules and regulations made thereunder to the extent of Foreign Direct Investment, Overseas Direct Investment and External Commercial Borrowings;

*No event took place during the audit period.

We have also examined compliance with the applicable clauses of the Secretarial Standard on Meetings of the Board of Directors and Secretarial Standard on General Meetings issued by the Institute of Company Secretaries of India which has been generally complied with.

During the Audit Period, the Company has complied with the provisions of the Act, Rules, Regulations, Guidelines and Secretarial Standards to the extent applicable, as mentioned above.

- (iv) The Company is primarily engaged in the business of real estate development. Following are some of the laws specifically applicable to the Company;
 - (a) The Ancient Monuments and Archeological Sites and Remains Act, 1958;
 - (b) Haryana Development & Regulation of Urban Areas Act, 1975;
 - (c) Haryana Apartment Ownership Act, 1983;
 - (d) Punjab Scheduled and Controlled Area (Restrictions of Unregulated Development) Act, 1963.
 - (e) Control of National Highways (Land and Traffic) Act, 1958;
 - (f) Real Estate (Regulation and Development) Act, 2016.

We further report that the Board of Directors of the Company is duly constituted with proper balance of Executive Directors, Non-Executive Directors and Independent Directors. The changes in the Board of Directors that took place during the audit period were carried out in compliance with the provisions of the Act.

Adequate notice is given to all directors to schedule the Board Meetings, Agenda and detailed notes on agenda were sent in advance of the meeting and a system exists for seeking and obtaining further information and clarifications on the agenda items before the meeting for meaningful participation at the meeting.

Board decisions are carried out with unanimous consent and therefore, no dissenting views were required to be captured and recorded as part of the minutes.

We further report that there are adequate systems and processes in the company commensurate with the size and operations of the company to monitor and ensure compliance with applicable laws, rules, regulations and guidelines.

For Sanjay Grover & Associates
Company Secretaries
Firm Registration No.: P2001DE052900

New Delhi
16 May 2019

Sanjay Grover
Managing Partner
CP No.3850

This Report is to be read with our letter of even date which is annexed as Annexure - A and forms an integral part of this report.

ANNEXURE- A

To
The Members
DLF Home Developers Limited
(CIN: U74899DL1995PLC075028)
DLF Centre, Sansad Marg
New Delhi - 110001

Our Secretarial Audit Report on even date is to be read along with this letter-

- a) Maintenance of secretarial records is the responsibility of the management of the Company. Our responsibility is to express an opinion on these secretarial records based on our audit;
- b) We have followed the audit practices and processes as were appropriate to obtain reasonable assurance about the correctness of the contents of the secretarial records. The verification was done on test basis to ensure that correct facts are reflected in secretarial records. We believe that the processes and practices we followed, provide a reasonable basis for our opinion;
- c) We have not verified the correctness and appropriateness of the financial statements of the Company;

- d) Wherever required, we have obtained the management representation about the compliances of laws, rules and regulations and happening of events etc.;
- e) The compliance of the provisions of the corporate and other applicable laws, rules, regulations, standards is the responsibility of the management. Our examination was limited to the verification of procedures on test basis;
- f) The Secretarial Audit report is neither an assurance as to the future viability of the Company nor of the efficacy or effectiveness with which the management has conducted the affairs of the Company.

For Sanjay Grover & Associates
Company Secretaries
Firm Registration No.: P2001DE052900

New Delhi
16 May 2019

Sanjay Grover
Managing Partner
CP No.3850

ANNEXURE – ‘C’

CORPORATE SOCIAL RESPONSIBILITY

Your Company accords a similar priority to ‘Building Lives’ as it does to ‘Building India.’

In line with its former positioning, your Company addresses underserved stakeholders residing in and around DLF projects, equal partners in the DLF growth story.

The Company has been investing in building capacities and creating resources for the marginalized. Your Company addresses Social Development Projects with an integrated holistic approach to ensure that its programmes impact critical aspects of the lives of the underserved comprising education, skilling, livelihoods, culture, healthcare and social infrastructure.

The CSR programmes of the Company were implemented through DLF Foundation, which aims to create socially relevant projects around a measurable and sustainable impact.

General

The CSR Policy of your Company outlined its CSR vision, mission and approach while executing CSR activities, with the objective of maximizing social and environmental impact. The Company invested in far-reaching initiatives in nurturing talent, educating the underprivileged, skilling youth, delivering healthcare, developing ‘smart’ villages, alleviating urban poverty, protecting the environment, undertaking animal welfare and promoting spiritualism and Vedic philosophy.

Over the last decade, your Company has been acknowledged nationally and internationally for its CSR contribution. It has been the recipient of a number of prestigious national and international awards including Responsible Business Award for Best Community Programme Leadership by World CSR Asian Confederation of Businesses, ASSOCHAM Gold Award for Skill Development and the Transformational Leadership Award for Sustainability by Global Compact Network. During the year under review, your Company received the ‘Smart City Summit Award’ conferred by the Municipal Corporation Gurugram, Government of Haryana. It was also given the Gold Award for Best CSR – Practices – 2018 by the Hon’ble Chief Minister, Haryana, CSR Initiative of the year Award by ET Now and CSR Initiative of the Year Award by DNA.

EDUCATIONAL INITIATIVES

The educational initiatives of the Company during the year under review comprised the following:

a. Government Schools Upgradation Programme

With the objective of providing a safe and secure school environment, your Company engaged in infrastructure upgradation across 12 Government schools in Noida and one school in Delhi during the year under review. The various initiatives undertaken in these schools comprised digital education programmes, investments in ‘smart classes’, training teachers, constructing toilets for girls, boys and teachers, making provisions for safe drinking water (RO system, water cooler), construction of dish washing

platforms, waterproofing school buildings, repairing and whitewashing school buildings, fencing school boundary walls, providing school furniture and accessories and a public address systems (among others). Your Company also provided learning aids, libraries and child resource centres, as well as motivational sessions for teachers and students. More than 5,779 students were benefited during the year under review through these programmes.

b. Nurturing Talent Programme

The Nurturing Talent Programme, the flagship CSR initiative, was aimed at providing educational support to disadvantaged students from class one to class XII for their holistic development and enhancing their job readiness. Under this programme, students were financially supported, counselled and mentored. The talented students were guided towards higher studies and provided vocational courses. The programme focused on all-round personality development, coaching students to become job worthy. Under the In-School Programme, your Company supported 865 students; 209 students were supported to pursue their education at graduate and postgraduate levels.

c. Learning Excellence Programme

Under this project, your Company supported over 6,100 students through the employment of 23 teachers who trained local communities by providing remedial classes in English, Mathematics and Hindi in 15 Government schools. The project facilitated the creation of mobile library in these government schools and also introduced tablet-based IT education in some.

d. Support to Bridge Schools/ Education Centers

DLF Foundation supported education centers addressing the needs of school dropouts to facilitate their school enrolment. The centers provided free education and mid-day-meals to over 900 slum children through two educational centers. The programme aims to mainstream these students into the formal education system.

HEALTHCARE INITIATIVES

Healthcare projects undertaken during the year under review benefited the underserved community in Gurugram and across most DLF project sites. The healthcare interventions during the year under review comprised:

a) **Mobile diagnostic Bus for screening Diabetes, Cancer and other ailments in Gurugram:** DLF Foundation’s Mobile Wellness Bus, a project for the early screening of diabetes and cancer (cervical, breast and prostate) benefited the underserved community around DLF projects in Gurugram. The bus is equipped with comprehensive testing facilities for basic screening including a Digital Video Colposcope, an iBreast examination machine, automatic HB1AC Analyzer and semi-automated Bio Chemistry Analyzer providing free diagnostic services. Manned by a team of doctors, pathologist,

nurses and lab technicians, the project screened nearly 2,200 beneficiaries during the year under review. A number of health camps were organized by the mobile bus across DLF City Gurugram.

- b) Providing Healthcare through six Primary Health Centres in Gurugram, Delhi and Mohali:** The project aims to address challenges faced by underprivileged communities in rural areas and urban slums. DLF Foundation delivered dependable healthcare through experienced doctors and paramedics across six DLF primary health centres in urban and rural Gurugram, Delhi and Mohali. Around 17,975 beneficiaries were examined at these primary health centres during the year under review.
- c) Mobile Medicare Programme:** DLF Foundation provided medical services at most project locations including Gurugram, Delhi, Noida, Lucknow, Panchkula, Kasauli and Indore through seven DLF mobile medical units. Teams of experienced doctors, pharmacists and paramedics dispensed medical services and medication, benefiting nearly 32,000 people during the year under review.

SKILLS PROGRAMME

A Skills Programme was initiated to train the underserved, benefiting 300 girls at the E-Learning Skill Centre established at the Government Girls College in Gurugram. They were provided international online courses offered by the world's leading universities (Harvard, MIT, Carnegie Mellon etc.). DLF Foundation also funded the international certification related to these courses, providing counselling and academic support to 300 bright girls.

SENIOR CITIZEN CARE

To provide a platform for senior citizens to interact socially, build a support network, boost self-esteem and lead an active life, DLF Foundation established a Senior Citizen Recreation Centre in DLF Phase-II Community Centre. The Centre organized activities for senior citizens each evening through the year. The project, run in partnership with Dignity Foundation, was received with enthusiasm, attracting the participation of a number of senior citizens.

INSTITUTE FOR PROMOTION OF ART, CULTURE, SPIRITUALITY AND LEADERSHIP BASED ON VEDIC PHILOSOPHY

Your Company established an institute to impart and share knowledge of art, culture, spirituality, healthy living and ethical leadership based on India's ancient Vedic Philosophy. Your Company believes that Vedic learning will enable people to develop intellect – the capacity to think, reason, judge and decide leading to universal peace. The Institute promotes platforms for knowledge dissemination around ethical leadership, balanced growth and peaceful co-existence. The Institute intends to create a knowledge platform with courses woven around Vedanta Philosophy using modern technologies, promoting ethical principles governing business and relationships, promoting human values addressed at youth and children.

VETERINARY HOSPITAL

The CGS Hospital provides a complete health care solution for dogs and cats in Delhi NCR. The 24x7 hospital provides quality veterinary treatment under one roof for companion animals. The hospital generated a footfall of 21,438 cases in 2018-19, of which 2,337 were stray cats and dogs. CGS Pet Clinic, a branch of multi-specialty CGS Hospital (at Paras Downtown Centre on Golf Course Road) was inaugurated in October 2017 to provide veterinary services to residents of DLF5, Sector 56, Suncity etc., in its vicinity.

Equipped with a functional out-patient department for dogs and cats, the hospital offers services in line with latest advancements in veterinary medicine and diagnostics like computerized radiography, ultrasonography, endoscopy, laparoscopy, minimal invasive orthopedic surgeries, laboratory services, routinely performed at the clinic and hospital. To address the increasing demand of the pet owners, new facilities launched at the hospital in FY 2018-19 comprised an Ophthalmology unit and state-of-the-art CT scan unit.

The hospital provided free out-patient treatment and free/concessional surgeries for stray dogs and cats. Free vaccination and sterilization projects for stray dogs and cats were performed. Apart from pro bono treatment, general awareness of zoonotic diseases, pet care and management information was imparted to pet parents and school children.

Annual Report on Corporate Social Responsibility (CSR) Activities for the FY 2018-19

- 1. A brief outline of the Company's CSR policy, including overview of projects or programmes proposed to be undertaken and a reference to the web-link to the CSR policy and projects or programmes:**

DLF has been continuously involved in holistic development of the nation with special focus on communities where it operates its business. DLF furthered its deliverables on social responsibility with strengthening of initiatives for improving lives of undeserved and marginalized communities. The social initiatives undertaken this year encompassed interventions in education, healthcare and promoting, art, culture, spirituality and leadership based on Vedic Philosophy.

CSR Policy weblink: <http://www.dlf.in/images/downloads/Corporate-Social-Responsibility-Policy-Revised.pdf>

- 2. The Composition of the CSR Committee:**
Dr. K.P. Singh, Ms. Pia Singh, Mr. Mohit Gujral, Mr. Rajeev Talwar, Mr. Pramod Bhasin and Mr. Ved Kumar Jain.
- 3. Average net profit of the Company for last three financial years:**
₹ 480.50 crore
- 4. Prescribed CSR Expenditure (two percent of the amount as in item 3 above):**
₹ 9.61 crore
- 5. Details of CSR spent during the financial year:**

a) Total amount to be spent for the financial year	:	₹ 9.61 crore
b) Amount unspent, if any	:	Nil

c) Manner in which the amount spent during the financial year is as follows:

(` in lakhs)

DETAILS OF EXPENDITURE									
S. No.	Programme Name	CSR project or activity identified	Sector in which the project is covered	Area/ Location	Amount Outlay (Budget)	Direct expenditure on projects or programme*	Overheads	Cumulative Expense*	Amount spent: Direct or through implementing agency
1.	Setting-up of an Institute on Vedic Philosophy	An institute for promoting art, culture, spirituality and leadership based on Vedic Philosophy	Promoting healthcare, education, ancient philosophy, art & culture, spirituality and leadership based on Vedic Philosophy	Delhi, NCR	961.00	961.00	-	961.00	DLF Foundation
Total					961.00	961.00	-	961.00	

* The Company has contributed to the corpus with DLF Foundation for setting-up of an Institute for promoting healthcare, education, ancient philosophy, art, culture, spirituality and leadership based on Vedic Philosophy.

CSR Committee confirms that the implementation and monitoring of CSR Policy, is in compliance with CSR objectives and Policy of the Company.

(Mohit Gujral)
CEO & Whole-time Director
(DIN 00051538)

(Rajeev Talwar)
CEO & Whole-time Director
(DIN 01440785)

(Dr. K.P. Singh)
Chairman, CSR Committee
(DIN 00003191)

ANNEXURE – ‘D’

FORM MGT-9

Extract of Annual Return

(as on the financial year ended on 31 March 2019)

[Pursuant to Section 92(3) of the Companies Act, 2013 and Rule 12(1) of the Companies (Management and Administration) Rules, 2014]

I. Registration and other details

1.	CIN	L70101HR1963PLC002484
2.	Registration Date	4 July 1963
3.	Name of the Company	DLF Limited
4.	Category/ Sub-Category of the Company	Public Company, Limited by Shares
5.	Address of the Registered office and contact details	Shopping Mall, 3 rd Floor, Arjun Marg, Phase - I, DLF City, Gurugram - 122002, Haryana, Phone No. +91-124-4334200 website: www.dlf.in ; e-mail: investor-relations@dlf.in
6.	Whether listed Company	Yes
7.	Name, Address and Contact details of Registrar and Share Transfer Agent, if any	Karvy Fintech Private Limited, (formerly Karvy Computershare Private Limited), Karvy Selenium Tower B, Plot No. 31-32, Gachibowli, Financial District, Nanakramguda, Hyderabad - 500 032, Phone No. 040-67161514; Fax No. 040-23420814; e-mail: einward.ris@karvy.com ; Contact Person: Ms. Varalakshmi, Assistant General Manager (RIS); Website: www.karvy.com

II. Principal business activities of the Company

S. No.	Name and Description of main Product	NIC code of the Product	% to total turnover of the Company
1.	Real Estate Activities	681-Real Estate activities with own and lease properties	100

III. Particulars of Holding, Subsidiary and Associate Companies

A. Holding Company under Section 2(46) of the Companies Act, 2013

S. No.	Name and Address of the company	CIN/ GLN	% of Holding
1.	Rajdhani Investments & Agencies Private Limited MC Shah House, 1/B FF, Avantika Society Nr. Naranpura Railway Crossing, Naranpura, Ahmedabad-380013, Gujarat	U65993GJ1972PTC097502	55.56%

B. Subsidiaries under Section 2(87) of the Companies Act, 2013

S. No.	Name and Address of the company	CIN/GLN	% of Holding
1.	Aadarshini Real Estate Developers Private Limited 1E, Jhandewalan Extension, Naaz Cinema Complex, New Delhi - 110055	U74899DL2005PTC143655	67.00
2.	Abhigyan Builders & Developers Private Limited 1E, Jhandewalan Extension, Naaz Cinema Complex, New Delhi - 110055	U45201DL2005PTC140784	100.00
3.	Abhiraj Real Estate Private Limited 2 nd Floor, DLF Gateway Tower, R-Block, DLF City, Phase III, Gurugram - 122002	U45201DL2005PTC143656	100.00
4.	Adeline Builders & Developers Private Limited 2 nd Floor, DLF Gateway Tower, R Block, DLF City, Phase III, Gurugram - 122002	U45201HR2006PTC077949	100.00

S. No.	Name and Address of the company	CIN/GLN	% of Holding
5.	Americus Real Estate Private Limited DLF Gateway Tower, First Floor, R-Block, DLF City, Phase III, Gurugram - 122002	U70102HR2007PTC036801	100.00
6.	Amishi Builders & Developers Private Limited 1E, Jhandewalan Extension, Naaz Cinema Complex, New Delhi - 110055	U45201DL2005PTC143529	100.00
7.	Angelina Real Estates Private Limited 15, Shivaji Marg, New Delhi-110 015	U45201DL2006PTC147919	100.00
8.	Ariadne Builders & Developers Private Limited# 1E, Jhandewalan Extension, Naaz Cinema Complex, New Delhi - 110055	U45200DL2007PTC158014	100.00
9.	Armand Builders & Constructions Private Limited 2 nd Floor, DLF Gateway Tower, R Block, DLF City, Phase III, Gurugram - 122002	U45201HR2006PTC077950	100.00
10.	Balaji Highways Holding Private Limited 6-3-1090, T.S.R Towers, Rajbhavan Road, Hyderabad - 500 082, Telangana	U45400TG2010PTC068181	51.00
11.	Benedict Estates Developers Private Limited 1E, Jhandewalan Extension, New Delhi - 110055	U45201DL2006PTC148049	100.00
12.	Beyla Builders & Developers Private Limited 15, Shivaji Marg, New Delhi -110015	U45201DL2006PTC147959	100.00
13.	Bhamini Real Estate Developers Private Limited 1E, Jhandewalan Extension, Naaz Cinema Complex, New Delhi - 110055	U45201DL2006PTC147562	100.00
14.	Breeze Constructions Private Limited 1E, Jhandewalan Extension, Naaz Cinema Complex, New Delhi - 110055	U45201DL2005PTC135476	100.00
15.	Chakradharee Estates Developers Private Limited 1E, Jhandewalan Extension, New Delhi - 110055	U45201DL2006PTC148056	100.00
16.	Chandrajyoti Estate Developers Private Limited 1E, Jhandewalan Extension, Naaz Cinema Complex, New Delhi - 110055	U45201DL2006PTC147359	100.00
17.	Dae Real Estates Private Limited 1E, Jhandewalan Extension, New Delhi - 110055	U45201DL2006PTC147663	100.00
18.	Dalmia Promoters and Developers Private Limited 1E, Jhandewalan Extension, Naaz Cinema Complex, New Delhi - 110055	U74899DL1989PTC035211	100.00
19.	Delanco Home and Resorts Private Limited 2 nd Floor, DLF Gateway Tower, R Block, DLF City, Phase III, Gurugram - 122002	U70101HR2006PTC077951	100.00
20.	Delanco Realtors Private Limited 1E, Jhandewalan Extension, Naaz Cinema Complex, New Delhi - 110055	U70101DL2006PTC148944	100.00
21.	Deltaland Buildcon Private Limited 1E, Jhandewalan Extension, Naaz Cinema Complex, New Delhi - 110055	U70101DL2006PTC148593	100.00
22.	DLF Aspinwal Hotels Private Limited Office Premises Number 221, 2 nd Floor, Shopping Mall, Arjun Marg, DLF City Phase I, Gurugram - 122002	U55101HR2007PTC037131	100.00
23.	DLF Assets Private Limited 1E, Jhandewalan Extension, Naaz Cinema Complex, New Delhi - 110055	U45201DL2006PTC147392	66.66
24.	DLF Builders and Developers Private Limited Office Premises Number 221, 2 nd Floor, Shopping Mall, Arjun Marg, DLF City, Phase I, Gurugram - 122002	U70200HR2011PTC043061	100.00
25.	DLF City Centre Limited 1E, Jhandewalan Extension, Naaz Cinema Complex, New Delhi - 110055	U70102DL2008PLC180096	66.66
26.	DLF Cochin Hotels Private Limited Office Premises Number 221, 2 nd Floor, Shopping Mall, Arjun Marg, DLF City Phase I, Gurugram - 122002	U55101HR2007PTC037153	100.00

S. No.	Name and Address of the company	CIN/GLN	% of Holding
27.	DLF Commercial Developers Limited DLF Centre, Sansad Marg, 9th Floor, New Delhi - 110001	U70101DL2002PLC113636	100.00
28.	DLF Cyber City Developers Limited 10 th Floor, Gateway Tower, DLF City, Phase III, Gurugram- 122002	U45201HR2006PLC036074	66.66
29.	DLF Emporio Limited Shopping Mall, Arjun Marg, DLF City, Phase I, Gurugram - 122002	U74920HR1999PLC034168	66.66
30.	DLF Emporio Restaurants Limited 1E, Jhandewalan Extension, Naaz Cinema Complex, New Delhi - 110055	U55101DL2006PLC152477	100.00
31.	DLF Energy Private Limited 10 th Floor, Gateway Tower, DLF City, Phase III, Gurugram- 122002	U74110HR2011PTC044012	100.00
32.	DLF Estate Developers Limited DLF Centre, Sansad Marg, New Delhi - 110001	U74999DL1989PLC036260	100.00
33.	DLF Garden City Indore Private Limited 1E, Jhandewalan Extension, Naaz Cinema Complex, New Delhi - 110055	U70101DL2005PTC143585	100.00
34.	DLF Golf Resorts Limited DLF Centre, Sansad Marg, New Delhi - 110001	U92411DL1998PLC096436	100.00
35.	DLF Home Developers Limited DLF Centre, Sansad Marg, New Delhi - 110001	U74899DL1995PLC075028	100.00
36.	DLF Homes Goa Private Limited 1E, Jhandewalan Extension, Naaz Cinema Complex, New Delhi - 110055	U99999DL2006PTC147891	100.00
37.	DLF Homes Services Private Limited 1E, Jhandewalan Extension, Naaz Cinema Complex, New Delhi - 110055	U70102DL2007PTC161492	100.00
38.	DLF Info City Chennai Limited DLF Centre, Sansad Marg, New Delhi - 110001	U70109DL2017PLC324555	100.00
39.	DLF Info City Developers (Chandigarh) Limited Plot No. 2, Rajiv Gandhi Chandigarh Technology Park, Chandigarh - 160101	U00000CH2003PLC026562	66.66
40.	DLF Info City Developers (Kolkata) Limited 10 th Floor, Gateway Tower, DLF City, Phase III, Gurugram - 122002	U45202HR2004PLC035288	66.66
41.	DLF Info City Hyderabad Limited DLF Centre, Sansad Marg, New Delhi - 110001	U70200DL2017PLC324756	100.00
42.	DLF Info Park (Pune) Limited 10 th Floor, Gateway Tower, DLF City, Phase III, Gurugram - 122002	U45202HR2010PLC076838	100.00
43.	DLF Info Park Developers (Chennai) Limited Old No.828 & 828A, New No.268 & 268A "Sri Ranga" Poonamallee High Road, Kilpauk Chennai - 600010	U45200TN2008PLC067001	100.00
44.	DLF Lands India Private Limited (formerly Berenice Real Estate Private Limited) 1 st Floor, Gateway Tower, R Block, DLF City, Phase III, Gurugram - 122002	U70102HR2007PTC036798	100.00
45.	DLF Luxury Homes Limited (formerly DLF GK Residency Limited) 2 nd Floor, DLF Gateway Tower, R Block, DLF City, Phase III, Gurugram - 122002	U70109HR2013PLC075772	100.00
46.	DLF Midtown Private Limited 15, Shivaji Marg, New Delhi - 110015	U70102DL2015PTC278986	50.00
47.	DLF Phase-IV Commercial Developers Limited 2 nd Floor, DLF Gateway Tower, R Block, DLF City, Phase III, Gurugram - 122002	U45201HR2002PLC075613	100.00
48.	DLF Power & Services Limited 10 th Floor, Gateway Tower, DLF City, Phase III, Gurugram - 122002	U74110HR2016PLC063747	66.66
49.	DLF Projects Limited Shopping Mall, 3 rd Floor, Arjun Marg, DLF City, Phase I, Gurugram -122002	U45201HR2006PLC036025	100.00

S. No.	Name and Address of the company	CIN/GLN	% of Holding
50.	DLF Promenade Limited Shopping Mall, Arjun Marg, DLF City, Phase I, Gurugram - 122002	U74920HR1999PLC034138	66.66
51.	DLF Property Developers Limited 2 nd Floor, DLF Gateway Tower, R Block, DLF City, Phase III, Gurugram - 122002	U45200HR2008PLC075586	100.00
52.	DLF Real Estate Builders Limited 2 nd Floor, DLF Gateway Tower, R Block, DLF City, Phase III, Gurugram - 122002	U70200HR2008PLC075593	100.00
53.	DLF Recreational Foundation Limited 1E, Jhandewalan Extension, Naaz Cinema Complex, New Delhi - 110055	U92490DL2008PLC181466	85.00
54.	DLF Residential Builders Limited 2 nd Floor, DLF Gateway Tower, R Block, DLF City, Phase III, Gurugram - 122002	U45200HR2008PLC075592	100.00
55.	DLF Residential Developers Limited 2 nd Floor, DLF Gateway Tower, R Block, DLF City, Phase III, Gurugram - 122002	U45200HR2008PLC075587	100.00
56.	DLF Residential Partners Limited 2 nd Floor, DLF Gateway Tower, R Block, DLF City, Phase III, Gurugram - 122002	U45400HR2008PLC075615	100.00
57.	DLF South Point Limited DLF Centre, Sansad Marg, New Delhi - 110001	U70109DL2013PLC259262	99.99
58.	DLF Southern Towns Private Limited 1E, Jhandewalan Extension, Naaz Cinema Complex, New Delhi - 110055	U45201DL2006PTC148094	100.00
59.	DLF Universal Limited Shopping Mall, 3 rd Floor, Arjun Marg, DLF City, Phase I, Gurugram- 122002	U55100HR1980PLC034800	100.00
60.	DLF Urban Private Limited 15, Shivaji Marg, New Delhi - 110015	U70109DL2015PTC279007	50.00
61.	DLF Utilities Limited Shopping Mall, 3 rd Floor, Arjun Marg, DLF City, Phase I, Gurugram - 122002	U01300HR1989PLC030646	100.00
62.	Domus Real Estate Private Limited 1E, Jhandewalan Extension, Naaz Cinema Complex, New Delhi - 110055	U00082DL2005PTC140528	100.00
63.	Eastern India Powertech Limited 7 th Floor, DLF Gateway Tower, DLF City, Phase III, Gurugram - 122002	U40100HR1988PLC032877	100.00
64.	Edward Keventer (Successors) Private Limited 1E, Jhandewalan Extension, Naaz Cinema Complex, New Delhi - 110055	U74899DL1946PTC001029	100.00
65.	Elvira Builders & Constructions Private Limited 2 nd Floor, DLF Gateway Tower, R Block, DLF City, Phase III, Gurugram - 122002	U45201HR2006PTC077961	100.00
66.	Faye Builders & Constructions Private Limited 1E, Jhandewalan Extension, Naaz Cinema Complex, New Delhi - 110055	U45201DL2006PTC148115	100.00
67.	Galleria Property Management Services Private Limited Shopping Mall, Arjun Marg, DLF City, Phase I, Gurugram - 122002	U74920HR1999PTC034169	72.22
68.	Genisys Property Builders & Developers Private Limited 5 th Floor, Gateway Tower, Cyber City, Phase III, Gurugram - 122002	U70109HR2018PTC074040	100.00
69.	Ghaliya Builders & Developers Private Limited 1E, Jhandewalan Extension, Naaz Cinema Complex, New Delhi - 110055	U45400DL2007PTC161589	100.00
70.	Hansel Builders & Developers Private Limited 1E, Jhandewalan Extension, Naaz Cinema Complex, New Delhi - 110055	U45201DL2006PTC147763	100.00
71.	Isabel Builders & Developers Private Limited 1E, Jhandewalan Extension, Naaz Cinema Complex, New Delhi - 110055	U45201DL2006PTC147285	100.00
72.	Kolkata International Convention Centre Limited 1E, Jhandewalan Extension, Naaz Cinema Complex, New Delhi - 110055	U70101DL2005PLC137339	99.99

S. No.	Name and Address of the company	CIN/GLN	% of Holding
73.	Lada Estates Private Limited 2 nd Floor, DLF Gateway Tower, R Block, DLF City, Phase III, Gurugram - 122002	U74999DL2007PTC161797	100.00
74.	Latona Builders & Constructions Private Limited 15, Shivaji Marg, Moti Nagar, New Delhi - 110015	U45201DL2006PTC148108	100.00
75.	Lear Builders & Developers Private Limited 1E, Jhandewalan Extension, Naaz Cinema Complex, New Delhi - 110055	U45200DL2006PTC155587	100.00
76.	Lempo Buildwell Private Limited 1E, Jhandewalan Extension, Naaz Cinema Complex, New Delhi - 110055	U70101DL2007PTC161568	100.00
77.	Liber Buildwell Private Limited 1E, Jhandewalan Extension, Naaz Cinema Complex, New Delhi - 110055	U45400DL2007PTC161518	100.00
78.	Livana Builders & Developers Private Limited 15, Shivaji Marg, Moti Nagar, New Delhi - 110015	U45201DL2006PTC148150	100.00
79.	Lizebeth Builders & Developers Private Limited 15, Shivaji Marg, Moti Nagar, New Delhi - 110015	U45201DL2006PTC148045	100.00
80.	Lodhi Property Company Limited 304, Shoppers Plaza V, Opp. Municipal Market, Govt. Servant Co-Op Society, C G Road, Navrangpura, Ahmedabad, Gujrat - 380009	U74110GJ2001PLC096846	100.00
81.	Mariabella Builders & Developers Private Limited 2 nd Floor, DLF Gateway Tower, R Block, DLF City, Phase III, Gurugram - 122002	U45201HR2006PTC078584	100.00
82.	Melosa Builders & Developers Private Limited 2 nd Floor, DLF Gateway Tower, R Block, DLF City, Phase III, Gurugram - 122002	U45201HR2006PTC077962	100.00
83.	Mens Buildcon Private Limited 1E, Jhandewalan Extension, Naaz Cinema Complex, New Delhi - 110055	U74999DL2007PTC161780	100.00
84.	Nambi Buildwell Private Limited 1E, Jhandewalan Extension, Naaz Cinema Complex, New Delhi - 110055	U45400DL2007PTC161498	100.00
85.	Narooma Builders & Developers Private Limited 2 nd Floor, DLF Gateway Tower, R Block, DLF City, Phase III, Gurugram - 122002	U45200HR2006PTC078585	100.00
86.	Nellis Builders & Developers Private Limited 1E, Jhandewalan Extension, Naaz Cinema Complex, New Delhi - 110055	U45201DL2006PTC147414	100.00
87.	Niobe Builders & Developers Private Limited 1E, Jhandewalan Extension, Naaz Cinema Complex, New Delhi - 110055	U45200DL2006PTC156073	100.00
88.	Nudhar Builders & Developers Private Limited 2 nd Floor, DLF Gateway Tower, R Block, DLF City, Phase III, Gurugram - 122002	U45200HR2006PTC078586	100.00
89.	Paliwal Developers Limited DLF Centre, Sansad Marg, New Delhi - 110001	U74899DL2003PLC123063	100.00
90.	Paliwal Real Estate Limited DLF Centre, Sansad Marg, New Delhi - 110001	U45201DL2003PLC123061	100.00
91.	Phoena Builders & Developers Private Limited 2 nd Floor, DLF Gateway Tower, R Block, DLF City, Phase III, Gurugram - 122002	U45200HR2006PTC078588	100.00
92.	Pyrite Builders & Constructions Private Limited 1E, Jhandewalan Extension, Naaz Cinema Complex, New Delhi - 110055	U70102DL2007PTC158415	100.00
93.	Qabil Builders & Constructions Private Limited 1E, Jhandewalan Extension, Naaz Cinema Complex, New Delhi - 110055	U45201DL2006PTC147606	100.00
94.	Rachelle Builders & Constructions Private Limited 2 nd Floor, DLF Gateway Tower, R Block, DLF City, Phase III, Gurugram - 122002	U45200HR2007PTC078587	100.00
95.	Richmond Park Property Management Services Limited Shopping Mall, 3 rd Floor, Arjun Marg, DLF City, Phase I, Gurugram - 122002	U74920HR1999PLC034194	66.66
96.	Riveria Commercial Developers Limited 1E, Jhandewalan Extension, Naaz Cinema Complex, New Delhi - 110055	U74110DL2007PLC158911	100.00

S. No.	Name and Address of the company	CIN/GLN	% of Holding
97.	Rochelle Builders & Constructions Private Limited 1E, Jhandewalan Extension, Naaz Cinema Complex, New Delhi - 110055	U45201DL2006PTC147352	100.00
98.	Royalton Builders & Developers Private Limited 2 nd Floor, DLF Gateway Tower, R Block, DLF City, Phase III, Gurugram - 122002	U70101HR2005PTC078366	100.00
99.	Saket Holidays Resorts Private Limited Office Premises Number 221, 2 nd Floor, Shopping Mall, Arjun Marg, DLF City Phase I, Gurugram - 122002	U70100HR2007PTC037129	100.00
100.	Shivaji Marg Maintenance Services Limited 10 th Floor, Gateway Tower, DLF City, Phase III, Gurugram - 122002	U9300HR2004PLC035515	100.00
101.	Tiberias Developers Limited (formerly DLF Finvest Limited) DLF Centre, Sansad Marg, New Delhi - 110001	U70100DL2005PLC136111	100.00
102.	Urvasi Infratech Private Limited 1E, Jhandewalan Extension, Naaz Cinema Complex, New Delhi - 110055	U45400DL2007PTC161790	100.00
103.	Vibodh Developers Private Limited 2 nd Floor, DLF Gateway Tower, R Block, DLF City, Phase III, Gurugram - 122002	U70101HR2005PTC079027	100.00
104.	Vkarma Capital Investment Management Company Private Limited 1E, Jhandewalan Extension, Naaz Cinema Complex, New Delhi - 110055	U45201DL2006PTC147349	100.00
105.	Vkarma Capital Trustee Company Private Limited 1E, Jhandewalan Extension, Naaz Cinema Complex, New Delhi - 110055	U45201DL2006PTC147390	100.00
106.	Webcity Builders & Developers Private Limited 1E, Jhandewalan Extension, Naaz Cinema Complex, New Delhi - 110055	U45201DL2005PTC139867	100.00

C. Associate Companies (including Joint Venture Companies) under Section 2(6) of the Companies Act, 2013

S. No.	Name and Address of the company	CIN	% of Holding
1.	Designplus Associates Services Private Limited S-296, Greater Kailash Part-II, New Delhi - 110048	U74210DL2008PTC174330	42.49
2.	DLF Gayatri Home Developers Private Limited 1E, Jhandewalan Extension, Naaz Cinema Complex, New Delhi - 110055	U45201DL2006PTC147560	50.00
3.	DLF Homes Panchkula Private Limited 2 nd Floor, DLF Gateway Tower, DLF City Phase III, NH 8 Gurugram 122002	U45400HR2007PTC038443	39.54
4.	DLF SBPL Developers Private Limited 1E, Jhandewalan Extension, Naaz Cinema Complex, New Delhi - 110055	U45201DL2006PTC147536	50.00
5.	Joyous Housing Limited Tulsiwadi Project Office, Ambedkar Nagar, S.K. Rathod Marg, Behind Income Tax Office, Tardeo, Mumbai - 400034, Maharashtra	U70100MH1995PLC092856	37.50
6.	Fairleaf Real Estate Private Limited (formerly YG Realty Private Limited) 12 th Floor, One Horizon Centre, Sector 43, Golf Course Road, DLF Phase V, Gurugram - 122002	U70200HR2007PTC079061	50.00
7.	Daffodil Hotels Private Limited* DSM 510, DLF Towers 15 Shivaji Marg, Najafgarh Road, New Delhi - 110015	U55101DL2011PTC224114	96.88
8.	Arizona Globalservices Private Limited* Flat No. 211, 2 nd Floor, Hemkunt Chamber, 89, Nehru Place, New Delhi - 110 019	U64200DL2011PTC213734	47.55
9.	Hyma Developers Private Limited (formerly DLF Homes Kokapet Private Limited) 1E, Jhandewalan Extension, Naaz Cinema Complex, New Delhi - 110055	U45201DL2006PTC147571	25.00

*Investment by DLF Commercial Projects Corporation, a partnership firm.

III.A. Names of companies which have become or ceased to be subsidiaries, joint ventures or associates

A. Companies which have become subsidiaries during FY 2018-19

S. No.	Name
1.	Genisys Property Builders & Developers Private Limited

B. Companies which have ceased to be subsidiaries during FY 2018-19

S. No.	Name	S. No.	Name
1.	Hyma Developers Private Limited (formerly DLF Homes Kokapet Private Limited)	2.	Caraf Builders & Constructions Private Limited

C. Companies which have become associate company during FY 2018-19

S. No.	Name
1.	Hyma Developers Private Limited (formerly DLF Homes Kokapet Private Limited)

D. Companies which ceased to be associate company during FY 2018-19: Nil

IV. Shareholding Pattern (Equity Shares)

(i) Category-wise Shareholding

S. No.	Category of shareholder	No. of shares held at the beginning of the year 01.04.2018				No. of shares held at the end of the year 31.03.2019				% change during the year
		Demat	Physical	Total	% of total shares	Demat	Physical	Total	% of total shares	
(A) Promoter and Promoter Group										
(1) Indian										
(a)	Individual/ HUF	6,33,38,260	0	6,35,25,247	3.55	3,79,38,260	0	3,79,38,260	1.72	-1.83
(b)	Central Government/ State Government(s)	0	0	0	0.00	0	0	0	0.00	0.00
(c)	Bodies Corporate	1,27,36,76,860	0	1,27,36,76,860	71.40	1,29,93,66,011	24,97,46,836*	1,54,91,12,847	70.19	-1.21
(d)	Financial Institutions/ Banks	0	0	0	0.00	0	0	0	0.00	0.00
(e)	Others	88,000	0	88,000	0.00	88,000	0	88,000	0.00	0.00
	Sub-Total A(1)	1,33,71,03,120	0	1,33,71,03,120	74.95	1,33,73,92,271	24,97,46,836*	1,58,71,39,107	71.91	-3.04
(2) Foreign										
(a)	Individuals (NRIs/ Foreign Individuals)	0	0	0	0.00	0	0	0	0.00	0.00
(b)	Bodies Corporate	0	0	0	0.00	0	0	0	0.00	0.00
(c)	Institutions	0	0	0	0.00	0	0	0	0.00	0.00
(d)	Qualified Foreign Investor	0	0	0	0.00	0	0	0	0.00	0.00
(e)	Others	0	0	0	0.00	0	0	0	0.00	0.00
	Sub-Total A(2)	0	0	0	0.00	0	0	0	0.00	0.00
	Total Shareholding of Promoter A=A(1)+A(2)	1,33,71,03,120	0	1,33,71,03,120	74.95	1,33,73,92,271	24,97,46,836	1,58,71,39,107	71.91	-3.04
(B) Public Shareholding										
(1) Institutions^										
(a)	Mutual Funds/ UTI	3,55,84,641	0	3,55,84,641	1.99	2,06,05,527	0	2,06,05,527	0.94	-1.05
(b)	Financial Institutions/ Banks	24,19,073	0	24,19,073	0.14	15,07,228	0	15,07,228	0.07	-0.07
(c)	Central Government/ State Government(s)	0	0	0	0.00	0	0	0	0.00	0.00

S. No.	Category of shareholder	No. of shares held at the beginning of the year 01.04.2018				No. of shares held at the end of the year 31.03.2019				% change during the year
		Demat	Physical	Total	% of total shares	Demat	Physical	Total	% of total shares	
(d)	Venture Capital Funds	0	0	0	0.00	0	0	0	0.00	0.00
(e)	Insurance Companies	20,65,571	0	20,65,571	0.12	20,65,571	0	20,65,571	0.09	-0.03
(f)	Foreign Institutional Investors	28,98,97,622	0	28,98,97,622	16.25	46,95,15,536	0	46,95,15,536	21.27	5.02
(g)	Foreign Venture Capital Funds	0	0	0	0.00	0	0	0	0.00	0.00
(h)	Others	0	0	0	0.00	0	0	0	0.00	0.00
	Sub-Total B(1)	32,99,66,907	0	32,99,66,907	18.50	49,36,93,862	0	49,36,93,862	22.37	3.87
(2)	Non-Institutions									
(a)	Bodies Corporate	1,49,39,471	6,000	1,49,45,471	0.84	1,86,68,142	16,32,513	2,03,00,655	0.92	0.08
(b)	Individuals									
(i)	Individuals holding nominal share capital up to ₹ 2 lakhs	4,82,08,558	12,80,402	4,94,92,935	2.77	4,70,51,629	11,11,242	4,81,62,871	2.18	-0.59
(ii)	Individuals holding nominal share capital in excess of ₹ 2 lakhs	4,67,57,557	18,87,160	4,86,44,717	2.73	5,03,75,998	18,87,160	5,22,63,158	2.37	-0.36
(c)	Others									
(i)	Clearing Members	8,00,483	0	8,00,483	0.04	23,78,356	0	23,78,356	0.11	0.07
(ii)	Foreign Nationals	17,599	32,000	49,599	0.00	17,599	32,000	49,599	0.00	0.00
(iii)	Investor Education Protection Fund	5,89,528	0	5,89,528	0.03	7,01,489	0	7,01,489	0.03	0.00
(iv)	Non Resident Indians	15,51,396	8,000	15,59,396	0.09	15,57,969	0	15,57,969	0.07	-0.02
(v)	NRI Non-Repatriation	9,03,431	0	9,03,431	0.05	9,71,461	0	9,71,461	0.04	-0.01
(vi)	Overseas Corporate Bodies	11	0	11	0.00	11	0	11	0.00	0.00
(vii)	Trusts	11,430	0	11,430	0.00	3,410	0	3,410	0.00	0.00
	Sub-Total B(2)	11,37,83,439	32,13,562	11,69,97,001	6.55	12,17,26,064	46,62,915	12,63,88,979	5.72	-0.83
	Total Public Shareholding B=B(1)+B(2)	44,37,50,346	32,13,562	44,69,63,908	25.05	61,54,19,926	46,62,915	62,00,82,841	28.09	3.04
	Total (A+B)	1,78,08,53,466	32,13,562	1,78,40,67,028	100.00	1,95,28,12,197	25,44,09,751	2,20,72,21,948	100.00	0.00
(C)	Shares held by custodians, against which Depository Receipts have been issued	-	-	-	-	-	-	-	-	-
	GRAND TOTAL (A+B+C)	1,78,08,53,466	32,13,562	1,78,40,67,028	100.00	1,95,28,12,197	25,44,09,751	2,20,72,21,948	100.00	

* The Company was in the process of carrying out corporate action with NSDL and CDSL for credit of 24,97,46,836 Equity Shares of ₹ 2/- each upon conversion of 24,97,46,836 Compulsorily Convertible Debentures.

^ The Company has issued 17,30,00,000 equity shares to Qualified Institutional Buyers on 29 March 2019. The corporate action with NSDL and CDSL for credit of equity shares was completed on 29 March 2019. Further, listing and trading approvals were received on the same day from NSE and BSE.

(ii) Shareholding of Promoters/ Promoters Group

S. No.	Shareholder's name	Shareholding at the beginning of the year 01.04.2018			Shareholding at the end of the year 31.03.2019		
		No. of shares	% of total shares of the Company	% of shares pledged/ encumbered to total shares	No. of shares	% of total shares of the Company	% of shares pledged/ encumbered to total shares
1.	Prem Traders LLP	9,00,59,200	5.05	0.00	9,00,59,200	4.08	0.00
2.	Mallika Housing Company LLP	7,77,98,100	4.36	0.00	7,77,98,100	3.52	0.00
3.	Raisina Agencies LLP	6,58,89,120	3.69	0.00	6,58,89,120	2.99	0.00
4.	Jhandewalan Ancillaries LLP	4,73,88,000	2.66	0.00	4,73,88,000	2.15	0.00
5.	Pia Singh	2,13,32,500	1.20	0.00	2,13,32,500	0.97	0.00
6.	Rajiv Singh*	1,64,56,320	0.92	0.00	2,56,320	0.01	0.00
7.	Realest Builders and Services Private Limited	1,49,27,680	0.84	0.00	1,49,27,680	0.68	0.00
8.	K.P. Singh*	1,04,61,000	0.59	0.00	1,44,95,360	0.66	0.00
9.	Kavita Singh	95,14,080	0.53	0.00	3,14,080	0.01	0.00
10.	Parvati Estates LLP	63,80,000	0.36	0.00	63,80,000	0.28	0.00
11.	Universal Management and Sales LLP	54,55,560	0.31	0.00	54,55,560	0.25	0.00
12.	Indira Kushal Pal Singh	40,34,360	0.23	0.00	0	0.00	0.00
13.	Renuka Talwar	15,40,000	0.08	0.00	15,40,000	0.07	0.00
14.	Beverly Builders LLP	10,99,120	0.06	0.00	10,99,120	0.05	0.00
15.	Rajdhani Investments & Agencies Private Limited*	96,46,80,080	54.07	0.00	1,22,63,07,091	55.56	0.00
16.	DLF Urva Real Estate Developers & Services Private Limited	0	0.00	0.00	1,38,08,976	0.63	0.00
17.	Prem's Will Trust (held by K.P. Singh & Rajiv Singh)	88,000	0.00	0.00	88,000	0.00	0.00
	Total	133,71,03,120	74.95	0.00	1,58,71,39,107	71.91	0.00

* Considered as 'Promoters' in terms of Securities and Exchange Board of India (Issue of Capital and Disclosure Requirements) Regulations, 2018.

(iii) Change in Promoters/ Promoters Group Shareholding

S. No.	Name	Shareholding at the beginning of the year 01.04.2018		Bought during the year	Sold during the year	Shareholding at the end of the year 31.03.2019	
		No. of shares	% of total shares of the Company			No. of shares	% of total shares of the Company
1.	Rajdhani Investments & Agencies Private Limited	96,46,80,080	54.07	26,16,27,011*	-	122,63,07,091	55.56
2.	DLF Urva Real Estate Developers & Services Private Limited	0	-	1,38,08,976#	-	1,38,08,976	0.63
3.	Rajiv Singh	1,64,56,320	0.92	-	1,62,00,000	2,56,320	0.01
4.	Kavita Singh	95,14,080	0.53	-	92,00,000	3,14,080	0.01
5.	K.P. Singh	1,04,61,000	0.59	40,34,360**	-	1,44,95,360	0.66
6.	Indira Kushal Pal Singh	40,34,360	0.23	-	40,34,360*	0.00	0.00

* This includes (a) inter-se transfer of 1,62,00,000 shares from Mr. Rajiv Singh to Rajdhani Investments & Agencies Private Limited; (b) inter-se transfer of 92,00,000 shares from Ms. Kavita Singh to Rajdhani Investments & Agencies Private Limited; (c) conversion of 23,59,37,860 Compulsorily Convertible Debentures into equity shares; and (d) purchase of 2,89,151 equity shares from open market.

Conversion of 1,38,08,976 Compulsorily Convertible Debentures into equity shares.

** Transmission of shares from Late Mrs. Indira K.P. Singh.

Note: Date-wise increase or decrease in shareholding of the promoter/ promoter group is available on the website of the Company - www.dlf.in

(iv) Shareholding Pattern of top ten shareholders (other than Directors, Promoters and Holders of GDRs and ADRs)

S. No.	Name	Shareholding at the beginning of the year 01.04.2018		Bought during the year*	Sold during the year*	Shareholding at the end of the year 31.03.2019	
		No. of shares	% of total shares of the Company			No. of Shares	% of total shares of the Company
1.	Oppenheimer Global Fund	6,75,46,785	3.79	2,30,92,603	-	9,06,39,388	4.11
2.	Government of Singapore	8,39,97,744	4.71	58,83,556	1,07,37,320	7,91,43,980	3.59
3.	Oppenheimer Variable Account Funds for the Account	1,62,07,408	0.91	59,93,372	18,79,185	2,03,21,595	0.92
4.	JNL/ Oppenheimer Global Growth Fund	1,58,16,074	0.89	34,46,494	7,59,682	1,85,02,886	0.84
5.	Cophall Mauritius Investment Limited	3,99,046	0.02	1,67,45,182	4,74,383	1,66,69,845	0.76
6.	Stichting Depository Apg Emerging Markets Equity P	-	-	1,66,16,444	-	1,66,16,444	0.75
7.	Societe Generale	5,235	0.00	1,98,57,014	35,22,914	1,63,39,335	0.74
8.	BNP Paribas Arbitrage	8,60,958	0.05	2,08,63,731	64,47,796	1,52,76,893	0.69
9.	Morgan Stanley (France) S.A.	3,00,000	0.02	1,54,94,767	8,06,825	1,49,87,942	0.68
10.	Target Value Fund	-	-	1,88,86,168	50,84,037	1,38,02,131	0.63
11.	VY Oppenheimer Global Portfolio	1,03,33,960	0.58	18,97,045	13,22,432	1,09,08,573	0.49
12.	MET Investors Series Trust - Oppenheimer Global EQ	86,11,745	0.48	18,13,751	8,38,210	95,87,286	0.43
13.	Vanguard Emerging Markets Stock Index Fund, Aserie	78,46,946	0.44	2,56,011	9,16,515	71,86,442	0.33
14.	Polunin Developing Countries Fund, LLC	61,61,336	0.35	4,25,856	-	65,87,192	0.30
15.	Jhunjhunwala Rakesh Radheshyam	1,19,00,000	0.67	45,40,000	1,08,40,000	56,00,000	0.25
16.	Oppenheimer International Small Company Fund	86,83,954	0.49	-	86,83,954	-	-

* The shares of the Company are traded on daily basis and hence date-wise increase/ decrease in shareholding is not indicated. Shareholding is consolidated based on permanent account number of the shareholder.

Note: Date-wise increase or decrease in shareholding of the top ten shareholders is available on the website of the Company - www.dlf.in

(v) Shareholding of Directors and Key Managerial Personnel (KMP)

S. No.	Name	Shareholding at the beginning of the year 01.04. 2018		Bought during the year	Sold during the year	Shareholding at the end of the year 31.03.2019	
		No. of Shares	% of total shares of the Company			No. of Shares	% of total shares of the Company
Directors							
1.	Dr. K.P. Singh	1,04,61,000	0.59	40,34,360 [^]	-	1,44,95,360	0.66
2.	Mr. Rajiv Singh	1,64,56,320	0.92	-	1,62,00,000 [#]	2,56,320	0.01
3.	Ms. Pia Singh	2,13,32,500	1.20	-	-	2,13,32,500	0.97
4.	Mr. Mohit Gujral	-	0.00	-	-	-	0.00
5.	Mr. Rajeev Talwar	3,51,201	0.02	80,871 [*]	-	4,32,072	0.02
6.	Mr. Ashok Kumar Tyagi	87,219	0.00	1,74,441 [*]	-	2,61,660	0.01
7.	Mr. Devinder Singh	95,793	0.00	-	-	95,793	0.00
8.	Mr. G.S. Talwar	1,00,540	0.01	-	-	1,00,540	0.00

S. No.	Name	Shareholding at the beginning of the year 01.04. 2018		Bought during the year	Sold during the year	Shareholding at the end of the year 31.03.2019	
		No. of Shares	% of total shares of the Company			No. of Shares	% of total shares of the Company
9.	Dr. D.V. Kapur	10,000	0.00	-	-	10,000	0.00
10.	Dr. K.N. Memani	-	0.00	-	-	-	0.00
11.	Mr. B. Bhushan (till 31 March 2019)	-	0.00	-	-	-	0.00
12.	Mr. Pramod Bhasin	-	0.00	-	-	-	0.00
13.	Mr. Rajiv Krishan Luthra	-	0.00	-	-	-	0.00
14.	Mr. Ved Kumar Jain	-	0.00	-	-	-	0.00
15.	Lt. Gen. Aditya Singh (Retd.)	-	0.00	-	-	-	0.00
16.	Mr. A.S. Minocha	-	0.00	-	-	-	0.00
17.	Mr. Vivek Mehra	2,225	0.00	-	-	2,225	0.00
Key Managerial Personnel							
18.	Mr. Saurabh Chawla, Group CFO**	86,254	0.00	-	-	-	-
19.	Mr. Subhash Setia, Company Secretary	23,215	0.00	-	-	23,215	0.00

^ Transmission of shares from Late Mrs. Indira K.P. Singh.

Inter-se transfer of shares from Mr. Rajiv Singh to Rajdhani Investments & Agencies Private Limited.

* Allotment under ESOP.

** Mr. Saurabh Chawla was Group CFO till 31 January 2019.

V. Indebtedness

Indebtedness of the Company including interest outstanding/ accrued but not due for payment

(` in lakhs)

Particulars	Secured Loans excluding deposits	Unsecured loans	Deposits	Total Indebtedness
Indebtedness at the beginning of the financial year 01.04.2018				
1) Principal Amount	5,68,476.23	2,254.00	-	5,70,730.23
2) Interest due but not paid	-	-	-	0.00
3) Interest accrued but not due	3,911.29	1,424.21	-	5,335.50
Total of (1+2+3)	5,72,387.52	3,678.21	0.00	5,76,065.73
Change in Indebtedness during the financial year				
+Addition	1,59,020.53	253.58	-	1,59,274.11
-Reduction	-2,97,412.63	-229.00	-	-2,97,641.63
Net change	-1,38,392.10	24.58	-	-1,38,367.52
Indebtedness at the end of the financial year 31.03.2019				
1) Principal Amount	4,30,974.89	2,254.00	-	4,33,228.89
2) Interest due but not paid	-	-	-	0.00
3) Interest accrued but not due	3,020.53	1,448.78	-	4,469.32
Total of (1+2+3)	4,33,995.42	3,702.78	0.00	4,37,698.21

VI. Remuneration of Directors and Key Managerial Personnel

A. Remuneration to Managing Director, Whole-time Directors and/ or Manager

(` in lakhs)

S. No.	Particulars of Remuneration	Name of Managing Director/ Whole-time Director/ Manager						Total amount
		Dr. K.P. Singh*	Mr. Rajiv Singh*	Mr. Mohit Gujral	Mr. Rajeev Talwar	Mr. Ashok Kumar Tyagi**	Mr. Devinder Singh	
1.	Gross Salary							
	(a) Salary as per provisions contained in Section 17(1) of the Income-tax Act, 1961	204.00	153.00	754.80	138.76	153.80	143.67	1,548.03
	(b) Value of perquisites u/s 17(2) of the Income-tax Act, 1961	17.84	15.36	735.02	194.11	334.42	365.20	1,661.95
	(c) Profits in lieu of salary under Section 17(3) of the Income-tax Act, 1961	Nil	Nil	Nil	Nil	Nil	Nil	Nil
2.	Stock Option (Perquisite Value)	Nil	Nil	Nil	159.58	289.07	Nil	448.65
3.	Sweat Equity	Nil	Nil	Nil	Nil	Nil	Nil	Nil
4.	Commission - As % of Profit - Others, specify	350.00	350.00	Nil	330.00	340.00	350.00	1,720.00
5.	Others, please specify - Provident Fund/ Superannuation fund/ allowances	14.40	24.30	53.28	12.81	10.86	10.14	125.79
	Total (A)	586.24	542.66	1,543.10	835.26	1128.15	869.01	5,504.42
	Ceiling as per the Act			₹ 7,787.93 lakhs (10% of the net profits of the Company)				

* Dr. K.P. Singh and Mr. Rajiv Singh have received ₹ 1.00 lakh and ₹ 4.50 lakhs, respectively as sitting fee from the Holding Company.

** Mr. Ashok Kumar Tyagi also assumed the responsibility of Group CFO with effect from 1 February 2019.

B. Remuneration of other Directors

(` in lakhs)

S. No.	Name	Sitting Fees	Commission	Total
1.	Independent Directors			
	Dr. K.N. Memani	4.50	36.00	40.50
	Dr. D.V. Kapur	10.00	36.00	46.00
	Mr. B. Bhushan	13.00	36.00	49.00
	Mr. Pramod Bhasin	5.00	36.00	41.00
	Mr. Rajiv Krishan Luthra	2.00	36.00	38.00
	Mr. Ved Kumar Jain	18.00	36.00	54.00
	Lt. Gen Aditya Singh (Retd.)	7.00	36.00	43.00
	Mr. A.S Minocha	13.50	36.00	49.50
	Mr. Vivek Mehra	7.00	36.00	43.00
2.	Non-executive Directors			
	Mr. G.S. Talwar	1.00	36.00	37.00
	Ms. Pia Singh	2.00	36.00	38.00
	Total (B)			₹ 479.00 lakhs
	Ceiling as per the Act			₹ 778.79 lakhs (1% of the net profits of the Company)
	Total Managerial Remuneration (A+B)			₹ 5,983.42 lakhs
	Overall Ceiling as per the Act			₹ 8,566.72 lakhs (11% of the net profits of the Company)

C. Remuneration to Key Managerial Personnel other than Managing Director/ Manager/ Whole-time Director

(` in lakhs)

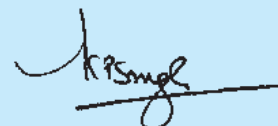
S. No.	Particulars of Remuneration	Name of the KMP		Total Amount
		Mr. Saurabh Chawla (up to 31.01.2019)	Mr. Subhash Setia, Company Secretary	
1.	Gross Salary			
	(a) Salary as per provisions contained in Section 17(1) of the Income-tax Act, 1961	374.48	81.45	455.93
	(b) Value of perquisites u/s 17(2) of the Income-tax Act, 1961	23.72	Nil	23.72
	(c) Profits in lieu of salary under Section 17(3) of the Income-tax Act, 1961	Nil	Nil	Nil
2.	Stock Option	Nil	Nil	Nil
3.	Sweat Equity	Nil	Nil	Nil
4.	Commission - As % of Profit - Others	Nil	Nil	Nil
5.	Others- Provident Fund Contribution	5.87	4.55	10.42
	Total (C)	404.07	86.00	490.07

VII. Penalties/ Punishment/ Compounding of Offences

There were no penalties/ punishment/ compounding of offences for breach of any Section of the Companies Act, 1956/ 2013 against the Company or its Directors or other officers in default, if any, during the year.

During the year under review, the Adjudicating Officer, Securities and Exchange Board of India (SEBI) has passed an order dated 31 May 2018 imposing a penalty of ₹ 10 lakhs under Section 23H of Securities Contracts (Regulation) Act, 1956 on a disclosure issue pertaining to utilization of IPO proceeds made by the Company in its quarterly filing for 30 September 2007. The Company under protest and without prejudice to its legal rights to assail the SEBI Order, has deposited the Penalty Amount with SEBI.

For and on behalf of the Board of Directors



(Dr. K.P. Singh)
Chairman
(DIN 00003191)

21 May 2019

ANNEXURE – ‘E’

Awards & Accolades

During the year, our efforts in various initiatives were duly recognized and we were conferred with the following awards and recognitions:

S. No.	Name of the Award/ Certification	Awarded To	Awarded By
1.	Developer of the year- Luxury	DLF Limited	Golden Globe Tigers Award
2.	Developer of the year- Residential	DLF Limited	Golden Globe Tigers Award
3.	LEED Platinum Certification	Square, Nestle Tower, Atria, Cyber Greens, Building 6, 9A, 9B, 7A,7B	US Green Building Council
4.	Sword of Honour	DLF Cybercity, Gurugram 17 buildings, DLF Cyberhub, DLF Centre, DLF Cybercity, Hyderabad, DLF IT park and DLF IT SEZ, Kolkata, DLF IT Park and City Centre Chandigarh, DLF Capitol Point and South Point Mall, DLF Mall of India Noida, DLF Emporio, DLF Saket Place, DLF Promenade	British Safety Council
5.	Star of the Industry Awards for Excellence in Real Estate	DLF Cyber City Developers Limited DLF Cybercity, Gurugram DLF Cybercity, Chennai DLF Cybercity, Hyderabad DLF World Tech Park DLF IT Park, Kolkata	ET Now
6.	MD of the Year	Sriram Khattar	ET Now
7.	Retail Project of the year	DLF Mall of India, Noida	Reality Plus Awards
8.	Green Project of the Year	DLF Mall of India, Noida	Reality Plus Awards
9.	Most admired shopping centre of the year	DLF Mall of India, Noida	Times Network presents National awards for marketing excellence 2018
10.	Best food Court in shopping Malls	DLF Mall of India, Noida	Times Network presents National awards for marketing excellence 2018
11.	Most admired shopping centre of the year - North (Metro)	DLF Mall of India, Noida	ISCA
12.	CSR Initiative of the year	DLF Mall of India, Noida	Indian retail awards hosted by Franchise India
13.	Most admired shopping centre of the year	DLF Mall of India, Noida	ET Now presents global awarded for retail excellence
14.	Luxury project of the year	The Crest	ET Now - Real Estate Awards 2019
15.	Developer of the year - Residential	DLF	ET Now - Real Estate Awards 2019
16.	Developer of the year	DLF	ET Now - Real Estate Awards 2019
17.	Luxury project of the year - Commercial	Two Horizon Center	ET Now - Real Estate Awards 2019
18.	Luxury project of the year	King's Court	ET Now - Star of the industry 2018
19.	Luxury project of the year	King's Court	Golden Globe Tigers Award
20.	Luxury project of the year	The Crest	Golden Globe Tigers Award
21.	Best residential project- Ultra Luxury	The Crest	CNBC-AWAAZ Real Estate Awards - 2018
22.	Commercial Building Project of the year	Two Horizon Center	NDTV Property Awards - 2018
23.	Commercial Building Project of the year	Two Horizon Center	Times Business Awards Reality 2018
24.	Developer of the year- Luxury	DLF Home Developes Limited	ET Now - Real Estate Awards 2018
25.	Super Luxury Apartment project of the year 2018	The Crest	NDTV Property Awards - 2018
26.	India's Most Stylish Property	The Crest	HT Most Stylish Property Award
27.	Asia Pacific Golf personality of the year award	Aakash Ohri	Asia Pacific Golf Group
28.	Asia Pacific order of Zenith	DLF Golf and Country Club	Asia Pacific Golf Group
29.	Asia Pacific Legion of Leaders	Vishal Bharti	Asia Pacific Golf Group
30.	Asian Golf Awards - Best Locker Room	DLF Golf and Country Club	Asia Pacific Golf Group

S. No.	Name of the Award/ Certification	Awarded To	Awarded By
31.	Shopping Mall of the Year - North	DLF Emporio	Franchise India Group
32.	Most Luxurious Shopping Mall	DLF Emporio	Times Network presents National Awards for Marketing Excellence
33.	IMAGES Most Admired Shopping Centre of the Year Luxury	DLF Emporio	IMAGES Group
34.	Most Innovative Architecture (Façade & Interior Design) for Shopping	The Chanakya	Shopping Centre Forum by India Shopping Centre Awards
35.	Best Shopping Mall of the year	The Chanakya	India Retail Awards 2018 organized by Franchise India
36.	Iconic Brand Rising Star	The Chanakya	WCRCINT + The global leaders in Research and Awards
37.	Innovative Retail Concept of the year	The Chanakya	Times Network presents National Awards for Marketing Excellence
38.	Smart City Summit, Conference, Awards Expo	DLF Foundation	Municipal Corporation Gurugram, Government of Haryana
39.	Deaf ICCT-20 World Cup 2018	DLF Foundation	Deaf Cricket Society
40.	Gold Award for CSR - 2018	DLF Foundation	Government of Haryana
41.	CSR Initiative of the year by a Real Estate Firm	DLF Limited	ET Now
42.	CSR Initiative of the year by a Real Estate Firm	DLF Limited	DNA
43.	Shopping Mall of the Year - North	DLF Promenade	10 th Estate Awards Franchise India
44.	Best Thematic Mall Decoration Award	DLF Promenade	ET Now global awards for retail excellence
45.	Hotelier of the Year	Vikram Aditya Singh, Vice President & General Manager, The Lodhi	Bharat Shiromani Awards
46.	Best in Nightlife in a Hotel	The Electric Room	Eazy Diner Foodie Awards
47.	Best City Hotel	The Lodhi	Outlook Traveller Boutique Hotel Awards
48.	Most Valued Partner	The Lodhi	Agoda Gold Circle Awards
49.	Best Luxury Hotel	The Lodhi	Make My Trip Customer Choice Awards
50.	Luxury Hospitality Award	The Lodhi	Delhiites Food & Nightlife Awards
51.	The Lodhi named 'No. 6 Hotel in India' and 'No. 1 in New Delhi'	The Lodhi	Condé Nast Traveler US Readers' Choice Awards 2018
52.	Elan - 'Delhi NCR's Most Luxurious All-Day Dining Restaurant of the Year 2018'	The Lodhi	Elite Nightlife Awards Dubai
53.	'Best Luxury Club - Hospitality Sector' to The Lodhi Athletic Club	The Lodhi	Fitness Excellence Awards
54.	'Health Club of the Year' Award to The Lodhi Athletic Club	The Lodhi	Delhiites Lifestyle Awards

Business Responsibility Report - 2019

Section A: General Information about the Company

1. Corporate Identity Number (CIN) of the Company: L70101HR1963PLC002484.
2. Name of the Company: DLF Limited.
3. Registered Office Address: Shopping Mall 3rd Floor, Arjun Marg, Phase I, DLF City, Gurugram - 122002, Haryana.
4. Website: www.dlf.in.
5. E-mail id: setia-subhash@dlf.in (Mr. Subhash Setia, Company Secretary).
6. Financial Year reported: 2018-19.
7. **Sector(s) that the Company is engaged in:**

The Company is primarily engaged in the business of colonization and real estate development.

8. **List three key products/ services that the Company manufactures/ provides:**

The Company is primarily engaged in development business focuses on the development and sale of residential real estate which includes plotted developments, houses, villas and apartments of varying sizes and integrated townships, with a focus on the high end, luxury residential developments. The Company directly and through joint venture partner(s) also involves in lease business involving leasing of developed office space, ITes and retail properties. The Company is having interest in hospitality business as well.

9. **Total number of locations where business activity is undertaken by the Company:**

- i. **Number of International Locations**

- ii. **Number of National Locations**

Our business is focused on the Delhi Metropolitan Region and Gurugram, and we also operate in other markets including Chennai, Kolkata, Hyderabad and Chandigarh. We have a presence in 22 cities located in 14 states and union territories across India.

10. **Markets served by the Company:**

The Company's Development Business and Lease Business are catering various geographic markets in India by the Company, its subsidiaries and joint venture partners.

Section B: Financial Details of the Company

1. **Paid-up Capital:** ₹ 441.44 crore (as on 31 March 2019)
2. **Total Turnover:** ₹ 3,708.77 crore (Standalone)
3. **Total profit after taxes:** ₹ 687.60 crore (Standalone)
4. **Total Spending on Corporate Social Responsibility (CSR) as percentage of profit after tax (%):**

The Company has spent prescribed CSR expenditure amounting to ₹ 9.61 crore, being the 2% of the average net profit of the Company for the last three years as mandated in the Companies Act, 2013.

In addition, the following wholly-owned subsidiaries/ subsidiaries/ joint venture partners have also contributed for CSR activities:

(₹ in crore)

S. No.	Name of company	Amount	Contribution made to
1.	DLF Cyber City Developers Limited	14.89	DLF Foundation, DLF Qutub Enclave Complex Educational Charitable Trust, DLF Qutub Enclave Complex Medical Charitable Trust
2.	DLF Commercial Developers Limited	3.94	DLF Foundation, DLF Qutub Enclave Complex Educational Charitable Trust
3.	DLF Assets Private Limited	8.00	DLF Foundation, DLF Qutub Enclave Complex Educational Charitable Trust
4.	DLF Emporio Limited	2.34	DLF Foundation, DLF Qutub Enclave Complex Educational Charitable Trust, DLF Qutub Enclave Complex Medical Charitable Trust
5.	DLF Promenade Limited	0.34	Shree Mahavir Ji Trust, Lal Chand Public Charitable Trust
6.	DLF Info City Developers (Kolkata) Limited	0.78	DLF Qutub Enclave Complex Medical Charitable Trust
7.	DLF Info City Developers (Chandigarh) Limited	0.73	DLF Foundation
8.	DLF Estate Developers Limited	0.10	DLF Qutub Enclave Complex Educational Charitable Trust
9.	Angelina Real Estates Private Limited	0.04	DLF Qutub Enclave Complex Educational Charitable Trust
10.	Abhigyan Builders & Developers Private Limited	0.04	DLF Qutub Enclave Complex Educational Charitable Trust
11.	Webcity Builders & Developers Private Limited	0.04	DLF Qutub Enclave Complex Educational Charitable Trust

5. **List of activities in which expenditure in 4 above has been incurred:**

The expenditure has been incurred, inter-alia, for the projects/ programmes in the following areas:

- i. DLF Sahyog: Nurturing Talent Programme
- ii. Govt Schools Upgradation Programme
- iii. Healthcare Initiatives
- iv. Skilling Programme
- v. Senior Citizen Care
- vi. Veterinary Hospital
- vii. Environment Sustainability

- viii. Promotion of Sports
- ix. Disaster Mitigation
- x. Promoting Art, Culture, Spirituality, Vedic Values and Leadership.

Section C: Other Details

1. Does the Company have any Subsidiary Company/ Companies?

Yes. The Company has 106 subsidiaries as on 31 March 2019.

2. Do the Subsidiary Company/ Companies participate in the BR Initiatives of the parent Company? If yes, then indicate the number of such subsidiary Company(s).

Yes, a number of subsidiary companies do participate/ contribute in the BR initiatives.

3. Do any other entity/ entities (e.g. suppliers, distributors etc.) that the Company does business with; participate in the BR initiatives of the Company? If yes, then indicate the percentage of such entity/ entities? [Less than 30%, 30-60%, More than 60%]

No.

2. Principle-wise (as per NVGs) BR Policy/ policies (Reply in Y/ N)

S. No.	Questions	P 1	P 2	P 3	P 4	P 5	P 6	P 7	P 8	P 9	
1.	Do you have a policy/ policies for...	Y	Y	Y	Y	Y	Y	Y	Y	Y	
2.	Has the policy being formulated in consultation with the relevant stakeholders?	The Company has formulated the policies and adopted best practices in its own volition. However, while formulating the policies and adopting the same, the Company has been sensitive to the stakeholders and further, engaged experts of repute, as and when felt necessary.									
3.	Does the policy conform to any national/ international standards? If yes, specify? (50 words)	Yes, the policy/ practice broadly confirms to the National Voluntary Guidelines on Social, Environmental and Economic Responsibilities of Business, 2011, known as National Voluntary Guidelines (NVGs) issued by the Ministry of Corporate Affairs, Government of India, July 2011 and the policies are compliant with the applicable laws as mapped against the principles mentioned in NVGs.									
4.	Has the policy being approved by the Board? If yes, has it been signed by MD/ owner/ CEO/ appropriate Board Director?	Yes Yes									
5.	Does the Company have a specified committee of the Board/ Director/ Official to oversee the implementation of the policy?	Y	Y	Y	Y	Y	Y	Y	Y	Y	
6.	Indicate the link for the policy to be viewed online?	Internal policies are available for employees only. Other policies, are available at http://www.dlf.in/# (i) Code of Conduct; (ii) Code of Conduct to Regulate, Monitor & Report Trading by Insiders; (iii) Whistle Blower Policy; (iv) Environment Policy; (v) Corporate Social Responsibility Policy; (vi) Related Party Transactions Policy; (vii) Material Subsidiary Policy; (viii) Nomination and Remuneration Policy; (ix) Dividend Distribution Policy; (x) Business Responsibility Policies; (xi) Prevention, Prohibition and Redressal of Sexual Harassment Policy (POSH).									
7.	Has the policy been formally communicated to all relevant internal and external stakeholders?	Internal stakeholders are made aware of the policies during induction and subsequently through training and awareness programs. External stakeholders are made aware of the policies through different modes of communication from time to time. The aforesaid policies are uploaded on the website of the Company.									
8.	Does the Company have in-house structure to implement the policy/ policies?	Y	Y	Y	Y	Y	Y	Y	Y	Y	
9.	Does the Company have a grievance redressal mechanism related to the policy/ policies to address stakeholders' grievances related to the policy/ policies?	Y	Y	Y	Y	Y	Y	Y	Y	Y	
10.	Has the company carried out independent audit/ evaluation of the working of this policy by an internal or external agency?*	Y	Y	Y	Y	Y	Y	Y	Y	Y	

* Audit/ evaluation is carried out by internal/external team.

Section D: BR Information

1. Details of Director/ Directors responsible for BR

a) Details of the Director responsible for implementation of the BR policy/ policies.

The Corporate Social Responsibility (CSR) Committee of the Board of Directors oversees implementation of BR policies. The members of CSR Committee are as follows:

DIN	Name	Designation
00003391	Dr. K.P. Singh	Chairman
00051538	Mr. Mohit Gujral	CEO & Whole-time Director
01440785	Mr. Rajeev Talwar	CEO & Whole-time Director
00067233	Ms. Pia Singh	Non-executive Director
01197009	Mr. Pramod Bhasin	Independent Director
00485623	Mr. Ved Kumar Jain	Independent Director

b) Details of the BR head

Particulars	Details
Name	Dr. Vinay Sahni
Designation	CEO, DLF Foundation
Telephone number	0124-4396000
E-mail id	sahni-vinay@dlf.in

3. Governance related to BR

- **Indicate the frequency with which the Board of Directors, Committee of the Board or CEO to assess the BR performance of the Company. Within 3 months, 3-6 months, Annually, More than 1 year**
- **Does the Company publish a BR or a Sustainability Report? What is the hyperlink for viewing this report? How frequently it is published?**

During the year 2018-19, the Board of Directors had seven meetings. Further, in line with the requirements of the Companies Act, 2013, the Board has constituted the CSR Committee to formulate the CSR Policy, to recommend the amount of expenditure to be incurred in CSR Activities and to institutionalize transparent monitoring mechanism for ensuring implementation of CSR policy. CSR Committee met once during the year.

Apart from the Board constituted Committee, the Advisory Board of DLF Foundation guides the social initiatives of the Company. The top executives of the Company, employees and other eminent persons drawn from various spheres are members/ invitees of the Advisory Board. The Advisory Board meets regularly, share their expert knowledge and provide guidance.

The Company is planning to publish Sustainability Report. However, a newsletter under the title "Building Lives" containing CSR activities undertaken/ proposed to be undertaken, is published by the 'DLF Foundation'- <http://www.dlffoundation.in/>.

Section E: Principle-wise performance

Principle 1

1. **Does the policy relating to ethics, bribery and corruption cover only the Company? Yes/ No.**

No. Apart from the Company, the Code of Conduct and Whistle Blower Policy including bribery and corruption extends to the entire DLF group including its subsidiaries, joint venture partners and other stakeholders as well.

Does it extend to the Group/ Joint Ventures/ Suppliers/ Contractors/ NGOs/ Others?

The Code of Conduct and other policies adopted by the Company applies to the employees of the Company and that of its subsidiary companies. In addition, the Company has a Whistle Blower Policy through which the Company seeks to provide a mechanism for its employees, directors, vendors or customers to disclose any unethical and/ or improper practice(s) suspected to be taking place in the Company for appropriate action and reporting. Further, no employee was denied access to the Audit Committee and all the relevant disclosures are reported to the Chairman of the Audit Committee. The Code of Conduct and the Whistle Blower Policy are uploaded on the Company's website – www.dlf.in.

2. **How many stakeholder complaints have been received in the past financial year and what percentage was satisfactorily resolved by the management? If so, provide details thereof, in about 50 words or so.**

In addition to the above policies, the Company has a Stakeholders Grievance Committee (sub-committee of the

Board) which, inter-alia, reviews the shareholders complaints and their resolutions. During the year 2018-19, the Company received 13 complaints from shareholders and resolved/ disposed off the same to the satisfaction of the shareholders within the stipulated time frame. Total no. of complaints/ disclosures received under Whistle Blower Policy are none during the period 2018-19. Customer complaints are addressed in the normal course of business by a dedicated team of Customer Services Personnel.

Principle 2

1. **List up to 3 of your products or services whose design has incorporated social or environmental concerns, risks and/ or opportunities.**

Given the nature of our business, the Company could consider two "products". One "product" is the unit developed for sale and the other "product" is the completed building which is leased.

- i. The Company endeavors to designs "product" having building structures for a seismic zone higher than what is mandatorily required under the requisite building code to achieve highest level of safety.
- ii. We also endeavor to design highest level of fire safety as per Code.
- iii. The Company is now designing buildings/ upgrading existing buildings to achieve highest level of sustainability throughout project lifecycle. So far DLF has received LEED Platinum certification for 27.5 msf for office space and residential area of 4.5 msf.
- iv. The Company is generally using Aerated Concrete blocks (ACC) instead of clay burnt bricks in "product" construction.
- v. The Company has dedicated STP for all its projects designed for zero discharge to achieve highest level of sustainability.

2. **For each such product, provide the following details in respect of resource use (energy, water, raw material etc.) per unit of product (optional):**

- i. **Reduction during sourcing/ production/ distribution achieved since the previous year throughout the value chain?**

For both the "products", in order to conserve the water resources, usage of ground water as well as potable water from corporation supply has been stopped for construction activities in Gurugram. Alternatively, river water is being sourced.

- ii. **Reduction during usage by consumers (energy, water) has been achieved since the previous year?**

It is difficult to quantify the exact quantity in terms of reduction achieved in energy and water by the consumers. However, there are STPs installed in all our project locations and the STP water is used for landscaping, flushing and cooling in DG sets, thus reducing the use of fresh water. With respect to energy, various initiatives in lighting (LED bulbs), electrical and HVAC systems have resulted in savings of over 120 lakh units (approx.) of electricity in a year.

3. Does the Company have procedures in place for sustainable sourcing (including transportation)?

Yes.

i. If yes, what percentage of your inputs was sourced sustainably? Also, provide details thereof, in about 50 words or so.

While it is difficult to specify a percentage, most inputs in construction like steel, cement, concrete slabs, electrical and mechanical equipment, paint, aluminum products are sourced sustainably and from local suppliers to cut down of the carbon emissions during transportation of raw materials.

4. Has the Company taken any steps to procure goods and services from local & small producers, including communities surrounding their place of work?

Yes.

If yes, what steps have been taken to improve their capacity and capability of local and small vendors?

The Company and its contractors endeavour to provide hygiene and healthy working environment to achieve highest level of safety standards to workers at construction sites including training to improve the capabilities of the local work force.

5. Does the Company have a mechanism to recycle products and waste?

Yes.

If yes what is the percentage of recycling of products and waste (separately as <5%, 5-10%, >10%). Also, provide details thereof, in about 50 words or so.

The Company inter-alia, has implemented solid waste management technology to re-cycle house garbage into manure used for horticulture. The Company has commissioned state of the art sewage treatment plants which treat and re-cycle waste water for reusing in horticulture and toilets. The Company disposes some of the construction waste as a scrap to get them recycled and re-use the same in construction works.

Principle 3

1. Please indicate the Total number of employees:

In DLF group: 1,608 (excluding hotel business).

2. Please indicate the Total number of employees hired on temporary/ contractual/ casual basis:

NIL.

3. Please indicate the Number of permanent women employees:

In DLF Group: 167 (excluding hotel business).

4. Please indicate the Number of permanent employees with disabilities:

The Company is an equal opportunity employer and do not discriminate on grounds of disability. However, there are no permanent employees with disability as on 31 March 2019.

5. Do you have an employee association that is recognized by management:

There is no employee association in the Company.

6. What percentage of your permanent employees is members of this recognized employee association?

Not applicable.

7. Please indicate the Number of complaints relating to child labour, forced labour, involuntary labour, sexual harassment in the last financial year and pending, as on the end of the financial year.

S. No.	Category	No. of complaints filed during the financial year (FY 2018-19)	No. of complaints pending as on end of the financial year (31 March 2019)
1.	Child labour/ forced labour/ involuntary labour	Nil	Not applicable
2.	Sexual harassment	Nil	Nil
3.	Discriminatory employment	Nil	Not applicable

8. What percentage of your under mentioned employees were given safety & skill up-gradation training in the last year?

• **Permanent Employees**

Around 35% Employees were imparted general and safety trainings.

• **Permanent Women Employees**

Around 23% Employees were imparted general and safety trainings.

• **Casual/ Temporary/ Contractual Employees**

The Company facilitates training to contractual employees through contract management with the partnering organizations.

• **Employees with Disabilities**

Not Applicable since there are no permanent employees with disability.

Principle 4

1. Has the Company mapped its internal and external stakeholders? Yes/ No

Yes. The Company has mapped all its primary, secondary, internal and external stakeholders. The key stakeholders of the Company are employees, customers, government authorities, lending institutions, suppliers, shareholders and communities residing near our Project areas.

2. Out of the above, has the Company identified the disadvantaged, vulnerable & marginalized stakeholders?

Yes, the Company has mapped its stakeholders and periodically engages with the groups to understand their needs, interests and concerns.

3. Are there any special initiatives taken by the Company to engage with the disadvantaged, vulnerable and marginalized stakeholders? If so, provide details thereof, in about 50 words or so.

The Company while making its CSR plans ensures that some of the programs are so designed so as to take into

considerations the needs of these communities, which includes providing scholarships to the children of vulnerable and marginalized stakeholders.

Principle 5

1. **Does the policy of the Company on human rights cover only the Company or extend to the Group/ Joint Ventures/ Suppliers/ Contractors/ NGOs/ Others?**

The Company's policy and practices relating to protection of human rights viz. non-engagement of child labour, assuring safety measures etc. is applicable to the Company and its subsidiaries, joint venture partners as well as to the contractors engaged by the Company.

2. **How many stakeholder complaints have been received in the past financial year and what percent was satisfactorily resolved by the management?**

The Company has not received any complaints from any stakeholders pertaining to human rights.

Principle 6

1. **Does the policy related to Principle 6 cover only the Company or extends to the Group/ Joint Ventures/ Suppliers/ Contractors/ NGOs/ others?**

The policy and practices relating to Principle 6 covers employees of the DLF Group including its subsidiaries, joint venture partners, vendors, suppliers, contractors, NGOs and others. The Company does business with such entities which have adopted this principle.

2. **Does the Company have strategies/ initiatives to address global environmental issues such as climate change, global warming, etc? Y/ N.**

Urbanization besides bringing about exponential growth also causes serious problems like accessibility and affordability of transportation, clogging of roads, drainage, water supply, electric supply, waste management, air pollution and absence of social infrastructure thereby adding to the existing global environmental issues of climate change and global warming. All the buildings of the Company are LEED Platinum certified and thus have a lower ecological impact that conventional buildings. Also, there are various initiatives being undertaken across the organization aimed at reducing energy and water use and waste production. In addition, the social arm of the Company does various projects to ensure that relevant stakeholders are brought around to discuss and actively pursue for solutions to problems like clean air, water logging, waste management, transport & traffic, healthcare services, safety & security etc.

If yes, please give hyperlink for webpage etc.

The details of the Gurugram Rejuvenation plan can be found in DLF Foundation website <http://www.dlffoundation.in/swachh-city/> the subsection 'Gurugram Rejuvenation Plan'.

The Company and its subsidiaries have also set up Gas based Cogeneration power plants of aggregate capacity of about 112 MW. Due to their environmental friendliness, the UNFCCC had registered some of these projects under CDM/ carbon credit scheme.

The Hyperlink of the web pages providing the details to some of the abovementioned cogeneration plants are as follows:

Weblink for the cogeneration plant installed at DLF Silokhera SEZ, Gurugram:

<http://cdm.unfccc.int/Projects/DB/BVQI1333468846.77/view>

Weblink for the cogeneration plant installed at DLF Building-5, Cybercity, Gurugram:

<http://cdm.unfccc.int/Projects/DB/BVQI1373287235.95/view>

Weblink for the cogeneration plant installed at DLF Building-8, Cybercity, Gurugram:

<http://cdm.unfccc.int/Projects/DB/SIRIM1324300380.72/view>

In addition, to address climate change and global warming, the Company uses double glassed doors and windows, LED based lighting systems, solar photovoltaic roof top panels as well as other energy efficient and environmental friendly materials in its business activities.

3. **Does the Company identify and assess potential environmental risks? Y/ N**

Yes.

4. **Does the Company have any project related to Clean Development Mechanism?**

Yes.

If so, provide details thereof, in about 50 words or so. Also, if Yes, whether any environmental compliance report is filed?

The Company/ subsidiaries/ group Company(ies) has gas based cogeneration system projects of capacity 112 MW that are related to clean development mechanism. The Cogeneration plants at DLF Silokhera, Building-5 & Building -8 having an installed capacity of 17MW, 40 MW & 5.6 MW, respectively have been registered at UNFCCC as clean development project and would generate about 41,500 Certified Emission Reductions (CERs) annually at full design load operation. Environmental compliance report was filed with in the due date.

5. **Has the Company undertaken any other initiatives on - clean technology, energy efficiency, renewable energy, etc.? Y/ N.**

Yes.

If yes, please give hyperlink for web page etc.

DLF has successfully designed, erected and commissioned state-of-the-art gas-based cogeneration plants to provide electricity and chilled water for air conditioning that serves 14 million sq feet of leased office area.

The Energy centres at Building-10 and Building-5 provide first-of-its-kind distinct cooling facility to commercial buildings spread upto 3 KMs. This air-conditioning is achieved without any use of Chloro Fluro Carbons (CFC) based conventional electrical chillers, thereby being very environment friendly and highly energy efficient.

Utilisation of waste heat and use of natural gas as fuel results in emission reductions compared to any other similar facility based on conventional system viz. Grid/ DG sets & Electrical Chillers.

The hyperlink to the web page for the CDM projects registered at UNFCCC for carbon credits are as follows:

DLF Silokhera CDM project:

<http://cdm.unfccc.int/Projects/DB/BVQI1333468846.77/view>

DLF Building - 5 CDM project:

<http://cdm.unfccc.int/Projects/DB/BVQI1373287235.95/view>

DLF Building - 8 CDM project:

<http://cdm.unfccc.int/Projects/DB/SIRIM1324300380.72/view>

DLF Limited had taken initiative for utilization of clean technology by installation of 2.68 MW solar capacity in Rental business. Also, LED based lighting systems have been installed in the buildings to reduce the use of energy.

6. Are the Emissions/ Waste generated by the Company within the permissible limits given by CPCB/ SPCB for the financial year being reported?

The emissions/ waste generated by the Company is within the required permissible limits and are being reported twice in a year to the concerned authorities.

7. Number of show cause/ legal notices received from CPCB/ SPCB which are pending (i.e. not resolved to satisfaction) as on end of Financial Year.

The Company has satisfactorily replied to all the show cause notices received from CPCB/ SPCB and no such notice is pending for reply.

Principle 7

1. Is your Company a member of any trade and chamber or association? If Yes, Name only those major ones that your business deals with:

Yes. The major trade bodies, Chambers and Associations that our business deals with are:

- a. Federation of Indian Chamber of Commerce and Industry (FICCI)
- b. The Associated Chambers of Commerce and Industry of India (ASSOCHAM)
- c. PHD Chamber of Commerce and Industry (PHDCCI)
- d. The Confederation of Real Estate Developers'Associations of India (CREDAI)
- e. National Real Estate Development Council (NAREDCO)
- f. UN Global Compact Network, India

2. Have you advocated/ lobbied through above associations for the advancement or improvement of public good? Yes/ No;

Yes.

If yes specify the broad areas (drop box: Governance and Administration, Economic Reforms, Inclusive Development Policies, Energy security, Water, Food Security, Sustainable Business Principles, Others).

The Company does work for advancement of public good along with our industry colleagues. Such work mainly involves creating framework of policies for urban development and inclusive development in this industry.

Principle 8

1. Does the Company have specified programmes/ initiatives/ projects in pursuit of the policy related to Principle 8? If yes details thereof.

Yes. DLF has CSR programs for the social, environmental and economic development of the communities in the vicinity of its projects that support inclusive growth and equitable development. These programs are primarily focused on four pillars of positive change - access to education (Sahyog), livelihood and skill development (Samarth), access to healthcare (Aarogyam) and social infrastructural development (Gurugramodaya). Other than these, there is a program named 'Adarshgram' which is a village development program and a smart city initiative. These programs have created a positive impact on the lives of the underserved residing in the vicinity of the Company's Projects.

2. Are the programmes/ projects undertaken through in-house team/ own foundation/ external NGO/ government structures/ any other organization?

DLF Foundation is the executing arm for the social projects of the Company. The Foundation executes the programs/ projects through its own resources or by collaboration with other trusts, Civil/ Social organizations/ NGOs.

3. Have you done any impact assessment of your initiative?

Yes. The impact assessment of all the CSR initiatives was undertaken for all CSR programmes.

4. What is your Company's direct contribution to community development projects - Amount in INR and the details of the projects undertaken.

The Company has made prescribed CSR expenditure amounting to ` 9.61 crore, being the 2% of the average net profit of the Company for the last three years as required under the Companies Act, 2013. In addition, the wholly-owned subsidiaries/ subsidiaries/ joint venture have also contributed to the CSR activities. The expenditure has been incurred, inter-alia, in the following areas:

- i) Nurturing Talent Programme
- ii) Government Schools Upgradation Programme
- iii) Healthcare Initiatives
- iv) Skilling Programme
- v) Senior Citizen Care
- vi) Veterinary Hospital
- vii) Environment Sustainability

- viii) Promotion of Sports
- ix) Disaster Mitigation
- x) Rural Development
- xi) Promoting Art, Culture, Spirituality, Vedic Values and Leadership.

5. Have you taken steps to ensure that this community development initiative is successfully adopted by the community? Please explain in 50 words, or so.

Community participation is an integral part of all our social projects. We approach our projects with a mission to empower communities. Therefore, we work on making self-reliant communities with huge inputs on awareness building and ensuring access to rights and entitlements. Not only the community is involved right from the planning stage, but also takes over the management aspects e.g. people's contribution in taking over the Waste Management programme which now runs on a self-sustainable model. Under the Rural Development Programme, the villagers of Tikli village have taken over and are managing the running of the Water ATMs, Sanitary Napkin Manufacturing Unit and the Crematorium established by the CSR arm of the company in the village.

Principle 9

1. What percentage of customer complaints/ consumer cases are pending as on the end of financial year?

Relating to customer complaints/ requests/ grievances, the Company has established procedure to attend the same expeditiously. On an average 10% to 20% of the consumer

cases pending before the various forums/Courts get resolved and/ or disposed off in a year.

2. Does the Company display product information on the product label, over and above what is mandated as per local laws? Yes/ No/ N.A./ Remarks (additional information)

Considering the nature of business, the Company could identify two "products". One "product" is the residential and commercial unit(s) developed by the Company for sale and the other "product" is the completed office building which is leased. Accordingly, information on the "product" is displayed in the relevant documents as per the requirement of local laws.

3. Is there any case filed by any stakeholder against the Company regarding unfair trade practices, irresponsible advertising and/ or anti-competitive behaviour during the last five years and pending as on end of financial year? If so, provide details thereof, in about 50 words or so.

There are complaints filed before CCI on various projects of the Company imposition of unfair and unilateral conditions by abuse of dominant position on the allottees in terms of Apartment Buyers' Agreement entered into with the allottees. The Company has refused the allegations of imposition of any such unfair and arbitrary conditions by abuse of dominant position and at present proceedings are pending before the CCI/ COMPAT and also before the Hon'ble Supreme Court of India. The Company has taken legal opinion and as per the advice the Company has a good case on merits.


4. Did your Company carry out any consumer survey/ consumer satisfaction trends?

The Company intends to initiate the process.

ENVIRONMENT

Safeguarding our natural resources

A sustainable approach to development



Management Discussion & Analysis Report

ECONOMIC OVERVIEW

The Indian economy continued to exhibit steady growth and remained among the fastest growing emerging economies, with a focus on the continued implementation of structural and financial sector reforms and efforts to reduce public debt.

The Central Bank continuously eased the monetary policy following recent cuts in interest rates. However, full benefits are yet to be transmitted to the industry, which may lead to increased investments. Strong measures are being implemented to strengthen the country's financial sector (especially banks) through the accelerated resolution of non-performing assets under a simplified bankruptcy framework.

The benefits of recent structural reforms like demonetization, GST and ongoing bank recapitalization would enhance economic stability.

Global economic activity lost pace in FY'19, reflecting a further slowdown in global trade and manufacturing activity. While economic activity in the US initially strengthened, factory activity and retail sales moderated. Economic activity in the Euro area remained weak due to muted industrial activity and subdued business confidence. Economic activity slowed in a number of emerging market economies as well, including in China.

Crude oil prices remained volatile, reflecting an evolution in demand-supply conditions underpinned by OPEC's production stance, rising shale output, weakening global demand and geo-political concerns. The strengthening of the US dollar led to weakening gold prices; however, gold prices picked up in May 2019 on escalating trade tensions, reviving its demand as a safe haven asset. Inflation remained below the target in several economies.

Turning to the domestic economy, GDP growth for 2018-19 has been estimated at 6.8%. Gross fixed capital formation growth has declined sharply to 3.6%, after having been previously in the double-digits. Private consumption growth moderated. However, the overall slowdown in growth was cushioned by a large increase in the government's final consumption expenditure.

Reserve Bank of India has estimated GDP growth for 2019-20 at 7% - in the range of 6.4-6.7% in the first half of the fiscal and 7.2-7.5% in the second half of the fiscal.

THE INDIAN REAL ESTATE SECTOR

The Indian real estate sector witnessed a slew of structural transformations led by Real Estate (Regulation and Development) Act, 2016 (RERA), Demonetization and GST. In the near-term, these measures generated sectoral tailwinds, which are expected to increase transparency and confidence in the sector.

According to reports, India's real estate sector is expected to grow to US\$ 1 trillion by 2030, accounting for nearly 13%

of the country's GDP. The catalysts for this growth can be attributed to rapid urbanization, increasing emergence of nuclear families and rising household incomes.

The country's commercial realty segment, however, continues to enjoy increased capital flows. The sector also witnessed the advent of new niche markets comprising co-working spaces, warehousing, student housing and senior living.

The launch of Real Estate Investment Trusts (REITs) in India has helped institutionalize the commercial sector, empowering developers to mobilize patient long-term capital to catalyze growth across the coming decade. According to a JLL report, institutional investments during the 2014-2018 period doubled from US\$ 9.4 billion to almost US\$ 20.3 billion compared to the 2009-2013 period.

Residential Segment

During the last few years, government decisions like demonetization, GST, RERA and the Benami Transactions (Prohibition) Amendment strengthened the end user market, moderating speculation in physical markets.

The Government remains committed to enhance the role of affordable housing, strengthening its Housing for All commitment. In the recent past, this industry segment was encouraged through infrastructure status, refinancing options and tax incentives.

The year under review was marked by stability, right-sizing and right pricing of new products. Increased transparency and confidence due to recent measures strengthened the home buyer's sentiment. According to reports, this segment grew 76% YOY in terms of units launched in calendar year 2018 and a modest 6% YOY growth in sales.

Market traction could have been better but was impacted by the recent turmoil in the NBFC sector, which caused some stress to cash starved developers. Whilst, the launches and sales there was limited upward movement in realizations and pricing.

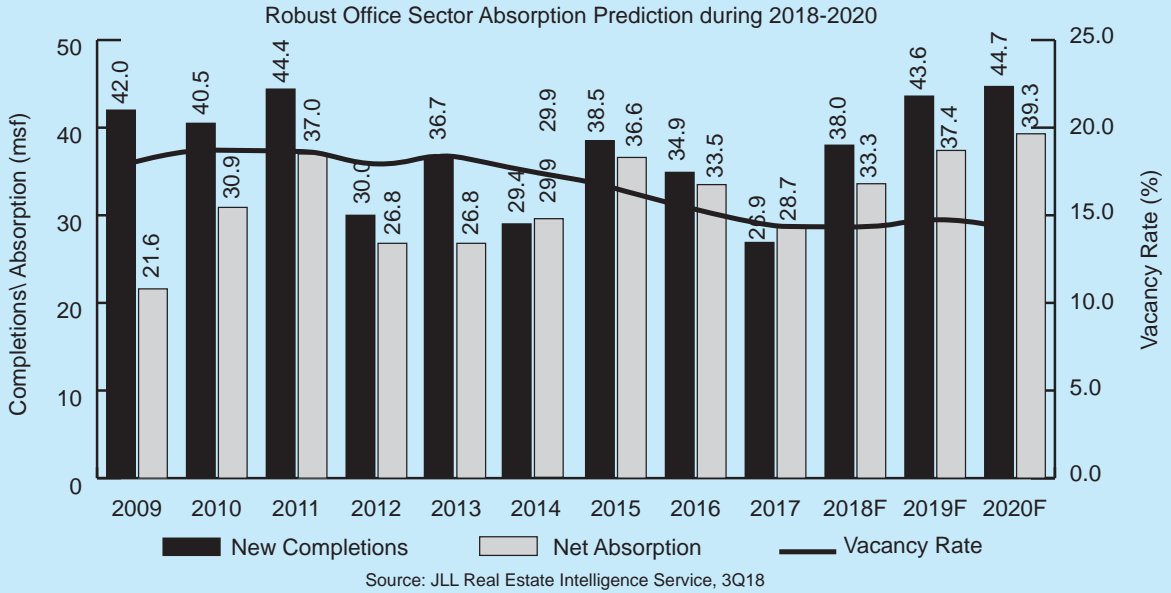
Stronger traction was witnessed for completed projects owing to lower risk and non-applicability of GST on completed inventory, enhancing attractiveness.

Office Segment

The country's Commercial realty segment reported strong growth. Capital inflows validated confidence in the country's growth story. As per reports, India's grade A office space offering stood at a substantial 49.26 million square meter (msm) [530 msf] and likely to surpass the previous benchmark of 65.06 msm (700 msf).

India's office space absorption is expected to rise gradually across the near-to-medium term owing to robust economic fundamentals and a positive investor sentiment.

A summary of the supply, absorption and vacancy rates in office segments is depicted below:



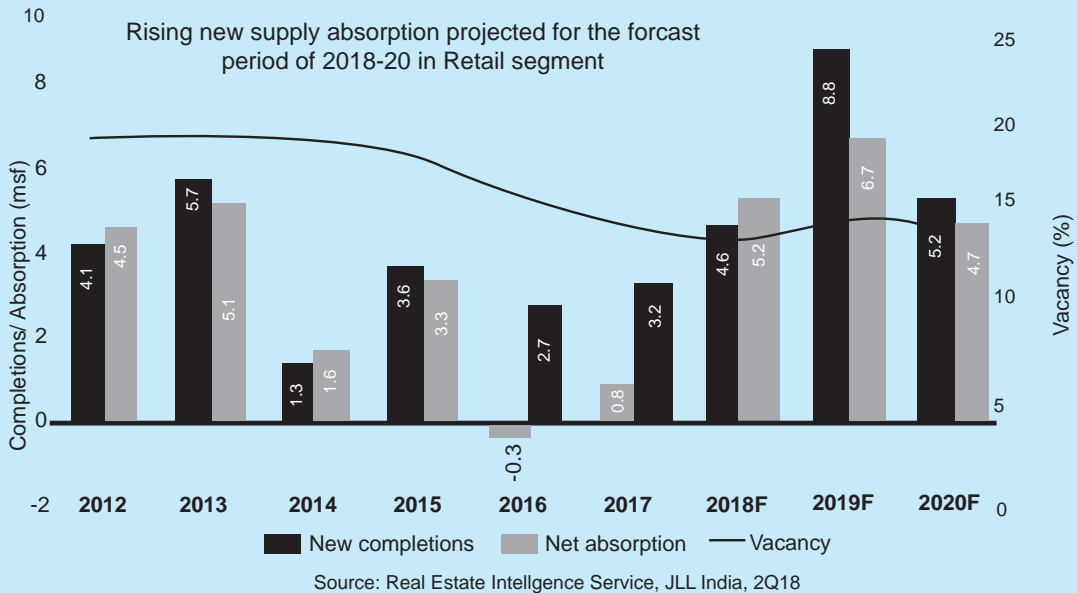
The Commercial Office space is marked by evolving occupier trends, mostly driven by a rise in co-working demand. Co-working spaces no longer address only start-ups and SMEs, rather a substantial demand emanating from large mainstream corporates. The principal drivers of co-working spaces comprise savings in upfront operational costs and a flexibility in scaling or downsizing requirements. This trend is also helping developers in launching small office spaces and widening the tenant mix. Besides, quality standards in commercial offices are rising, marked by increased safety, sustainability and wellness as demanded by multinational tenants and space owners.

Retail Segment

India's retail industry continues to get progressively organised, moving towards experiential retail where the key to success will be increasingly influenced by competent mall management and a healthy tenant mix.

As per recent JLL reports, the Grade A retail stock is expected to grow to nearly 9.57 msm (103 msf). Delhi-NCR leads commercial realty stock creation, accounting for approximately 32% of the total retail space in India.

A summary of the supply, absorption and vacancy rates is depicted below:



Besides, quality-driven malls have been consistently reporting superior occupancy levels and steady growth in trading densities. The changing landscape of the retail segment has prompted the adoption of consumer analytics to decode consumer preferences and enhance the shopping experience.

KEY DEVELOPMENTS IN THE INDIAN REAL ESTATE REGULATORY FRAMEWORK

Real Estate (Regulation and Development) Act, 2016

The Central Government had notified the RERA in May 2016. However, certain States are yet to notify the rules or certain states notified the rules but were yet to launch an operational website by the close of the financial year under review. Even as the regulation induced short-term pain, it is likely to be beneficial for the sector by enhancing consumer confidence and sectoral transparency.

Goods and Services Tax

New norms stipulated a one-time option to continue with existing slabs (effective rate of 12% for regular and 8% for affordable housing) with input tax credit or switch to new slabs (5% for regular and 1% for affordable housing) without input tax credit for under-construction or ongoing realty projects.

New projects mandatorily have to be in 5% slab for regular segment and 1% slab for affordable segment without any input tax credit. New norms are applicable for residential properties only, while there has been no change for commercial properties.

BUSINESS AND FINANCIAL PERFORMANCE & OUTLOOK

Material Developments

The Company successfully completed its equity capital raise of ₹ 3,172.82 crore through a Qualified Institutional Placement of 17.30 crore new shares. The Company will utilize net proceeds primarily for the prepayment/ repayment of a portion of the borrowings (including intercorporate payables) obtained by our Company and/ or our subsidiaries, joint ventures, partnership firms, associates and general corporate purposes as per business requirements.

During 2017-18, the Company issued 37.97 crore 0.01% Unsecured Unlisted Compulsorily Convertible Debentures (CCDs) of ₹ 217.25 each at par, convertible into an equal number of equity shares of ₹ 2/- each of the Company, on a preferential basis to the Promoters/ Promoter Group entities. During the year, 24.97 crore CCDs held by Promoter/ Promoter Group entities were converted into equal number of equity shares at ₹ 217.25 per share and the remaining 13 crore CCDs were pending for conversion on or before 28 June 2019.

During 2017-18, the Company also issued 13.81 crore Warrants of ₹ 217.25 each exercisable into an equal number of equity shares of ₹ 2/- each of the Company on a preferential basis to the Company's Promoters/ Promoter Group entities. The Warrants will be converted on or before 28 June 2019 upon the receipt of requests and balance money from the Promoter/ Promoter Group entities.

DLF Home Developers Limited, a subsidiary of the Company, entered into a 67:33 joint venture with Hines, a privately owned, global real estate investment, development and management firm with USD 116.40 bn of assets under management. This joint venture shall develop a high-end commercial project on NH-8, for which land is owned by the joint venture. This follows DLF's previous successful joint venture with Hines for the existing commercial development called One Horizon Centre in DLF 5, Gurugram. One Horizon Centre is a marquee office building enjoying Leed Platinum rating.

A new revenue-recognition accounting standard 'Revenue from Contracts with Customers' (AS-115), became effective from 1 April 2018. The standard focuses on recognizing revenues when the obligations of the Company have essentially been completed, risks have been nearly eliminated for the organization and control over the property has deemed to be passed over to the buyer. The standard has to be applied on fully retrospective basis on properties where the control and risk has not passed on to the customer. As a result, revenues and profits recognized on open contracts as of 1 April 2018, had been reversed and impact taken on opening Reserves of 1 April 2018. The amount reversed, in the opening Balance Sheet, was ₹ 5,383 crore (net of taxes).

FINANCIAL REVIEW

REVENUE & PROFITABILITY (CONSOLIDATED)

The Company reported consolidated revenues of ₹ 9,029 crore during the financial year under review. EBITDA stood at ₹ 2,805 crore and Total Comprehensive Income for the year stood at ₹ 1,316 crore. The earning per share EPS (Basic) for FY'19 was ₹ 7.38.

The cost of lands, plots, development rights, constructed properties and others were recorded at ₹ 4,951 crore. Staff costs increased marginally to ₹ 352 crore while Depreciation, Amortization and Impairment charges were at ₹ 225 crore.

Operating cash flow before interest and tax for the fiscal stood at ₹ 1,605 crore while operating cash flow stood at ₹ 390 crore.

The financials for the fiscal 2018-19 are not comparable with that of fiscal 2017-18 on account of the following:

- (a) Revenue was recognized during the year under review, as per Ind AS 115 'Revenue from Contracts with Customers', whereas in the previous year, revenue had been recognized based on the Percentage of Completion Method (PoCM);

- (b) DLF Cyber City Developers Limited (DCCDL) Group was consolidated as a subsidiary until 25 December 2017 and as a joint venture in accordance with Ind AS 28 'Investment in Associated and Joint Ventures' for the remaining part of FY 2017-18, whereas DCCDL Group was consolidated as joint venture for FY 2018-19; and
- (c) A one-time exceptional gain upon the fair valuation of DCCDL was recorded in 2017-18.

Balance Sheet

Your Company's net worth as on 31 March 2019 was ₹ 33,577 crore. The decrease was mainly attributed to the new accounting standard, Ind AS 115, due to which the opening reserves were adjusted by an amount of ₹ 5,383 crore (net of taxes).

With a large infusion of equity during the year, net debt of the Company was reduced to ₹ 4,483 crore, resulting in a net debt equity ratio of 0.13. The net debt is set to decline further in fiscal 2019-20.

There were certain outstandings towards DCCDL amounting to ₹ 8,700 crore as of 31 March 2019. These are proposed to be settled in fiscal 2019-20 primarily by transfer of certain land and leased buildings to DCCDL.

DLF holds completed inventory worth ₹ 11,650 crore (at market prices) in its books (at cost), which it proposes to sell in the most efficient manner over next 3-4 years. During this period, the Company shall look forward to creating additional inventory, which it can look forward to selling after substantial completion has been achieved.

The key ratios arising out of the Company's performance comprised:

- Net debt-equity ratio: 0.13
- EBITDA margin: 31%
- Net profit margin: 14.6%. The change as compared to previous financial year is primarily attributed to a one time exceptional gain recorded in the previous year.
- ROE: 3.91%

DLF Cyber City Developers Limited (DCCDL)

DCCDL reported consolidated revenues of ₹ 5,088 crore compared to ₹ 4,948 crore in the previous year. EBITDA stood at ₹ 2,664 crore and Net profit after tax, minority interest and prior period items was ₹ 1,399 crore.

DCCDL's consolidated net worth as on 31 March 2019 was ₹ 7,465 crore.

The credit rating of DCCDL was upgraded to AA (-) by ICRA.

Strategy

The key elements of the group's strategy comprise the following:

Continue to develop and grow the Rental platform, primarily through DCCDL; aim to increase rentals with respect to certain expiring leases

The DCCDL platform is being operated as an independent platform. The portfolio is expected to generate substantial free cash flows which will be subsequently utilized for organic as well as inorganic growth. The embedded growth potential of the portfolio is significant and driven mainly by contractual escalation, mark-to-market of lease rentals, assets under construction or land resource for further development, transfer of DLF assets for the settlement of DCCDL payables, prospective growth and inorganic levers.

Attain a conservative capital structure with the aim of significantly reducing the net debt position for our development platform operated by DLF and its subsidiaries (excluding DCCDL group)

Net debt for the Company stood at ₹ 4,483 crore as on 31 March 2019. The proceeds from the equity mobilization and infusion of monies from the Promoter/ Promoter Group will enable the Company to substantially deleverage its development business down to a zero net debt position by next fiscal.

Leverage recent regulatory changes to benefit our residential real estate development business in the long-term

The strategy of the Company to create finished inventory is relevant given the recent regulatory transformations comprising the introduction of RERA and GST. The finished inventory has helped enhance customer confidence about the ready availability stock without a corresponding waiting period while the non-applicability of GST on finished products can enhance the value proposition for buyers.

Continue to rationalize our land reserves; increase our presence in strategic locations

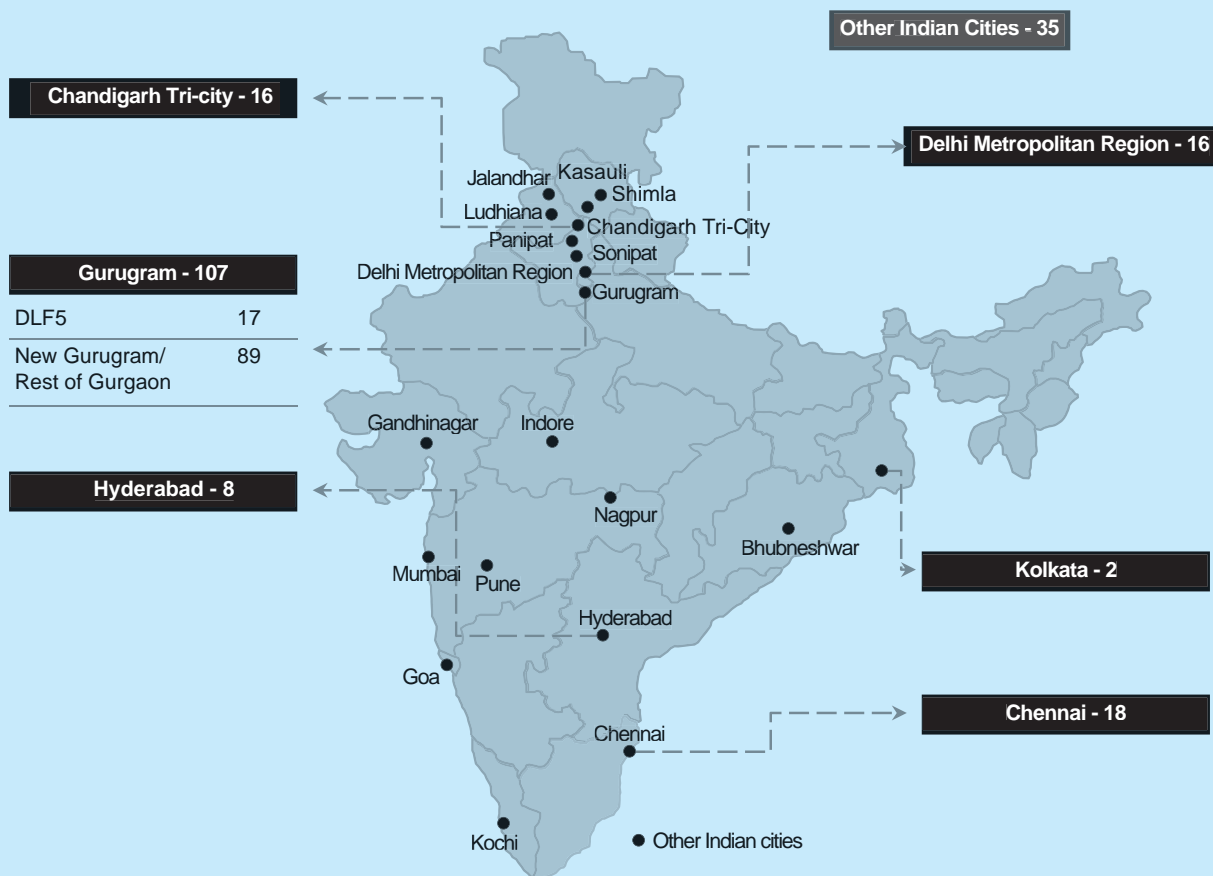
The Company is engaged in concentrating on and expanding operations in key geographic markets that we consider to be strategically important. The Company intends to continue rationalize portions of its land reserves that we do not consider having significant development potential. We intend to continue to do so in the near future. At the same time, we intend to continue to selectively replenish our land reserves in strategic locations and to the extent consistent with our strategic imperative of contiguity and so far as it is required to implement our strategy of achieving the appropriate product and price mix. In this regard, the Company acquired an additional land parcel in Gurugram adjacent to the existing DLF Cyber City project.

Land Reserves

The Company owns significant land reserves in strategic locations across India. DLF group has a development potential of 18.77 msm (202 msf). The above development potential excludes enhanced development potential on

account of changes in government regulations. Besides this, DCCDL group has development potential of 1.77 msm (19 msf). The Company has the ability to take advantage of favourable market conditions by launching projects quickly, without having to acquire land.

202 msf (-) of total development potential'



Note:

1. As of 31 March 2019
2. Includes TOD potential in Delhi
3. The Development Potential is the best estimate as per the current zoning plans on lands owned by the Company/ group companies, or lands for which the Company has entered into arrangements with third parties including joint development/ joint venture agreements/ other arrangements for economic development of said lands owned by such third parties. Some of these arrangements include making residual payments of ` 800 crore to the land owners before the development potential can be fully exploited. The above development potential, TOD potential, increase TOD potential is under computation based on application filed.
4. Excluded DLF5 and New Gurgaon TOD/ TDR potential.

REVIEW OF OPERATIONS

Development Business

The Company continued to report healthy sales in the Development business by monetising its ready-to-occupy pan-India inventory across the premium and luxury segments. It generated net sales of ₹ 2,435 crore and expects this momentum to sustain. The Company targets net sales of ₹ 2,700 crore in 2019-20.

During the year under review, the Company completed the construction of all its remaining projects. The process of handing the completed projects over to customers is ongoing and some of the projects have witnessed good habitation.

DLF has demonstrated its execution capabilities and met all its customer commitments. The Company is now gearing up towards next cycle of development and is planning to build out 1.58 msm (17 msf) of residential and commercial space in the near future. Our land reserves exist in strategic locations and we have the ability to take advantage of improving market conditions by launching projects quickly without having to acquire land.

In the Development business, the following projects are on the anvil:

- 0.18 msm (1.9 msf) of residential development at Midtown, Central Delhi. This project is in a joint venture with GIC Real Estate, Singapore; construction has commenced.
- 0.56 msm (6 msf) of residential development at Midtown, Central Delhi. This project is in a joint venture with GIC Real Estate, Singapore; project designing is currently underway following the receipt of all relevant approvals.

To enhance clarity, the above two projects exist in two separate asset-specific joint ventures and are different from the commercial business joint venture, in which GIC Real Estate is also a partner.

- 0.23 msm (2.5 msf) of luxury residential development at DLF5, Gurugram. The project is being planned.
- 0.28 msm (3 msf) of high-end commercial office building, on a recently-acquired land parcel of 11.76 acres adjacent to Cybercity, Gurugram. We entered into a 67:33 JV with Hines, USA, to develop this building. The project is under design.
- 0.28 msm (3 msf) of office building at IT SEZ, Hyderabad. The project is being designed. Following project completion and leasing, the project would be sold to a DCCDL subsidiary under a co-developer agreement of 2006.
- 0.23 msm (2.5 msf) of commercial complex at New Gurugram. The project is being designed.

Annuity Business

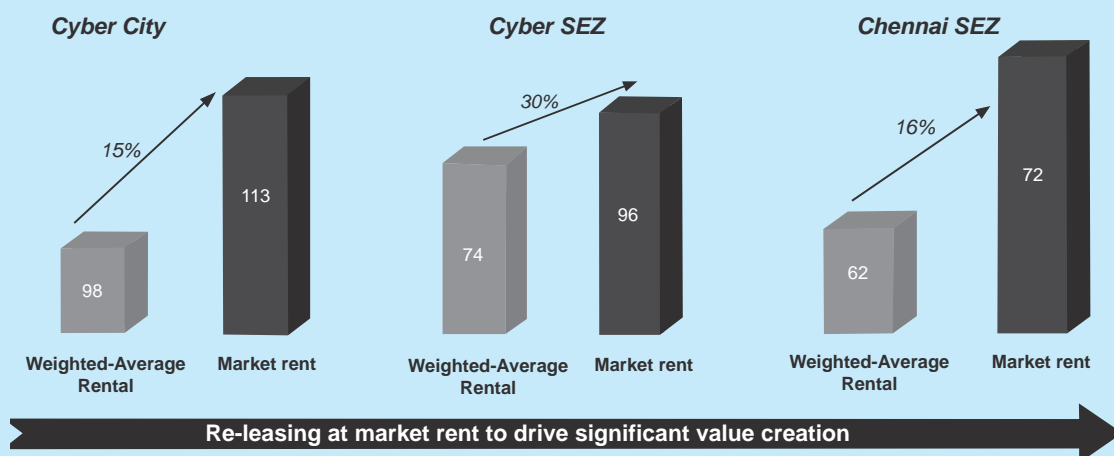
The commercial leasing business of the Company continued to report attractive growth. Our annuity business was carried out primarily through DCCDL Group with 2.58 msm (27.8 msf) of completed assets and also carried out by DLF and its subsidiaries (excluding DCCDL group), with 0.46 msm (5 msf) of completed assets. Some DLF Group assets are intended to be transferred to DCCDL Group during 2019-20 in lieu of the settlement of liabilities towards DCCDL Group.

Gross leasing during the year was 0.61 msm (6.56 msf), of which 0.52 msm (5.57 msf) was attributable to DCCDL Group.

Rental values continued to grow across geographies. The Group re-leased 0.17 msm (1.8 msf) of property, following expiry of a nine-year cycle, resetting rentals to the prevailing market.

The group has significant mark-to-market potential on existing commercial portfolio across geographies, with significant room for rent revisions.

Mark-to-market Potential: Significant Room for Rent Revisions



*Weighted-Average Rentals is the weighted base rental for leased area
 **Market rent means weighted-average rate for new leases entered in FY'19

Cyber Park, a 0.23 msm (2.5 msf) commercial office building adjacent to Cybercity, Gurugram, shall commence rentals from September 2019 and has already been pre-leased to marquee tenants to the extent of 90%. Another phase of IT SEZ, Chennai, is nearing completion and rent commencement shall start in fiscal 2019-20.

DLF's strong portfolio of quality office and retail properties caters to more than 1,600 tenants, including a number of Fortune 500 companies. DLF remains committed to the highest safety and compliance standards. The Company's existing properties set global benchmarks when they were launched and will raise the bar across new properties.

The following new annuity business projects are on the anvil:


- 0.28 msm (3 msf) of a commercial office building at DLF Downtown, Gurugram. This Phase I of 1.02 msm (11 msf) project, adjacent to Cybercity, Gurugram, will be developed as a steel structure. The project is being designed and is expected to be completed quicker than conventional office buildings.
- 0.37 msm (4 msf) of a commercial office building in Chennai. This would be the Phase I of a 0.65 msm (7 msf) project in Chennai, land for which shall be transferred to DCCDL. The project is being designed.

The Company's project execution status and development potential

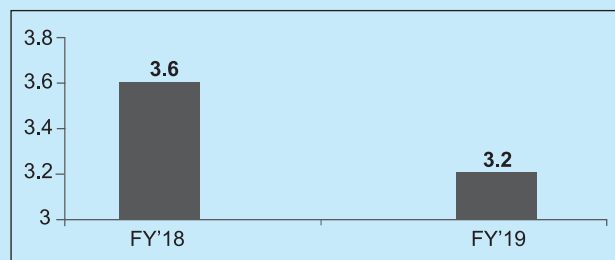
The total area under construction was approximately 0.50 msm (5.5 msf) as on 31 March 2019.

AREA UNDER EXECUTION (MSF)

Development Business



Rental Business



Other Businesses

Hotels

Your Company owns two hotel properties viz. The Lodhi, which is an iconic hotel property located in New Delhi managed by your Company, and Hilton Garden Inn, Saket, managed by Hilton.

Outlook

The Company is focused on improving its free cash flows and enhance its return on equity. With largely completed inventory on its books, the cash outflow on account of construction costs shall be minimal. The residual receivables on sales already contracted shall be more than residual outflow on account of construction. Hence, the entire amount on unsold inventory shall be available as free cash flow. Any improvement in selling prices shall lead to enhanced cash flows.

Outflows on interest are set to reduce to approximately ₹ 100 crore per quarter from Q3 FY'20 onwards. There shall be limited outflow for direct tax on account of existing deferred tax assets and MAT credit. The Company is also targeting reduction in overheads to reduce cash outflows.

Human resources

Competent human resource represents the fulcrum of DLF's sustained success. This resource has empowered the Company to respond with speed and sensitivity to emerging economic priorities, strengthened the Company's best-in-class performance across multiple product lines.

The HR team's focus is to continue building organizational capability and capacity, leverage and nurture key talent, encourage meritocracy and enhance people utilization aligned with the business strategy. As on 31 March 2019, the Company, including subsidiaries has 1,608 (other than hotel business) employees.

Diversity and inclusion

The Company leverages diversity of knowledge, qualification, skill, professional experience, culture, geography and sectoral understanding to enhance its competitiveness. In line with this, the Company's hiring during the year under review focused on refreshing and enriching talent pools.

The Company believes in creating an inclusive environment, where diverse perspectives can enrich strategic perspectives. To enhance inclusiveness at work, our 'gender sensitivity' workshops sensitize the environment in strengthening our conduct towards women colleagues.

Rewards and recognition

We are a high-performing company catalyzed by variable compensation. The Company's Reward and Recognition

Program (team and individual; monetary and non-monetary) enhances employee motivation and engagement at one level and promote a culture of excellence at the other.

Learning & Development

A constantly evolving business warrants a concurrent people growth. Our comprehensive training and coaching programs blends on-the-job learning, knowledge sharing and classroom orientation. Our in-house programs provided more than 4,000 person-hours of employee training across a range of programs, comprising Customer Relationship Management, Business Communication, Conflict Resolution, Self-Awareness & Positive Attitude, Working in Teams etc. To build a pool of exceptional talent and develop a leadership pipeline, high-potential employees were sponsored for functional and general management programs at world-class management colleges like Harvard Business School. In addition to this, the Company launched a mobile learning app ('My Learning App') empowering employees chart their own learning journey through audio-visual tools, assessments and games. The app covers a variety of topics like Personal Development, Leadership & Managerial skills, Negotiation & Interpersonal skills etc.

Work-life balance & wellness

Our holistic wellness programme sensitised employees around work-life balance and importance of a healthy lifestyle, emotional, physical well-being and prevention of diseases. Annual medical checks, structured monthly health programmes, health bulletins, health talks and awareness campaigns were periodically conducted. The Company instituted attractive comprehensive group Medclaim & Accident Insurance policies including emergency response facilitation, alliances with hospitals and diagnostic centres as well as consultation facilities with an in-house doctor and counsellor. The Company encouraged flexi-timings and annual leaves to promote a work-life balance.

Employee engagement

The Company's employee engagement efforts were aimed at encouraging teamwork and fun. The Company's employee cricket tournament (DLF EPL), enhanced bonding; the Company sustained its celebration of festivals and birthdays, team outbound/ offsites and Family Days to enhance employee motivation.

The Company's in-house HR newsletter (Sampark) and internal helplines, bulletins and focused team connect sessions deepened employee engagement and responsiveness.

Information technology

The Company moved its ERP infrastructure to robust Microsoft Azure cloud. As per the policy, it is configured as 'private cloud', retaining the application accessibility through DLF's VPN. Cloud infrastructure is cost-effective and flexible enough to ramp infrastructure up/ down as per transaction processing needs. In addition to this shift, the Company moved to another cloud platform, namely Office365 (O365), increasing email accessibility outside the DLF network through controlled access.

The Company automated its pre-sales and customer query management processes by implementing globally acclaimed standard applications to strengthen the sales cycle, support digital transformation and provide an enriched customer experience.

As a part of a continuous evaluation of IT infrastructure robustness and security policy implementations, the Company is passing through an independent information security review following which recommendations (as applicable in our environment) would be implemented.

The Company ensures all IT compliances and IT controls are implemented and adhered to as per ITGC audit and other statutory requirements. The Company established proper governance and review models with IT support partners to ensure a proper monitoring and improvements, wherever required.

OUTLOOK ON RISKS & CONCERNS

Your Company is exposed to a number of risks such as economic, regulatory, taxation and environmental risks as well as sectoral investment outlook. Some risks that may arise in the normal course of business that could impact its ability to address future developments comprise credit risk, liquidity risk, counterparty risk, regulatory risk, commodity inflation risk and market risk. Your Company's strategy of focusing on key products and geographical segments is exposed to economic and market conditions. Your Company implemented robust risk management policies that set out the tolerance for risk and your Company's general risk management

philosophy. Your Company established a framework and process to monitor exposures to implement appropriate measures in a timely and effective manner.

Cautionary Statement

The above Management Discussion and Analysis contains certain forward-looking statements within the meaning of applicable security laws and regulations. These pertain to the Company's future business prospects and business profitability, which are subject to a number of risks and uncertainties and the actual results could materially differ from those in such forward looking statements. The risks and uncertainties relating to these statements include, but are not limited to, risks and uncertainties, regarding fluctuations in earnings, our ability to manage growth,

competition, economic growth in India, ability to attract and retain highly skilled professionals, time and cost over runs on contracts, government policies and actions with respect to investments, fiscal deficits, regulation, etc. In accordance with the Regulations on Corporate Governance approved by the Securities and Exchange Board of India, shareholders and readers are cautioned that in the case of data and information external to the Company, no representation is made on its accuracy or comprehensiveness though the same are based on sources thought to be reliable. The Company does not undertake to make any announcement in case any of these forward looking statements become materially incorrect in future or update any forward looking statements made from time to time on behalf of the Company.

INFRASTRUCTURE

An efficient eco system


Eco-friendly last mile connectivity and alternate transportation



South Square, Multi Level Car Parking, Delhi



Rapid metro around DLF Cybercity, Gurugram for last mile connectivity



Signal Free 16 Lane Raghvendra Marg



Electric charging zones for electric cars

Corporate Governance Report

The Corporate Governance Report has been prepared in compliance with the requirements of Regulations 17 to 27, read with Schedule V and Clauses (b) to (i) of Regulation 46(2) of the Securities and Exchange Board of India (Listing Obligations and Disclosure Requirements) Regulations, 2015, as amended ("Listing Regulations").

Corporate Governance Philosophy

The Board and Management of DLF believe that operating at the highest level of transparency and integrity in everything that we do is integral to our Company. The Company's visionary founder Choudhary Raghvendra Singh established a culture that all our activities are for the mutual benefit of the Company and stakeholders comprising customers, regulators, employees, shareholders and the communities at large.

The Board and management of DLF are committed to the highest standards of accountability, transparency, social responsiveness, operational efficiency and good ethics with the objective to attain consistent, competitive, responsive growth and creating long-term stakeholders' value.

The Company is committed to sound corporate governance practices as well as compliance with all applicable laws and regulations. The Board believes that combining the highest level of ethical principles with our unmatched brand, experience and expertise, will ensure that we continue to be the leading company in our sector.

The Board also believes that sound governance is critical to retain and enhance stakeholders' trust. The Company perceives governance in its widest sense almost like a trusteeship, a philosophy to be championed, a value to be cherished and an ideology to be lived.

Over the years, DLF implemented governance practices that extended beyond the letter of the law. In doing so, the Company not only adopted practices mandated in the Listing Regulations, but also incorporated the relevant non-mandatory compliances, strengthening its positioning as a responsible corporate citizen.

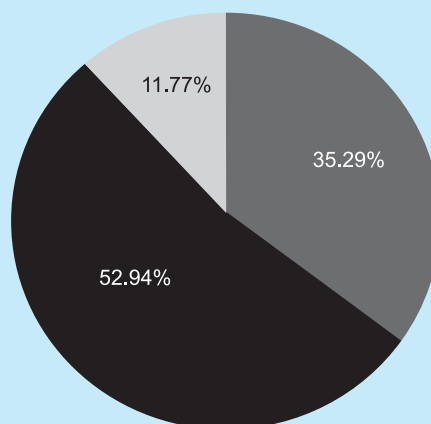
Governance Structure

The Company implemented a governance structure with defined roles and responsibilities of every systemic constituent. The Company's shareholders appoint the Board of Directors, who, in turn, govern the Company. The Board constituted various Committees to discharge responsibilities in an effective manner. The Company Secretary acts as the Secretary to all the Committees. The Chairman provides overall direction and guidance to the Board. The Vice Chairman provides strategic direction to the management. The Chief Executive Officer(s), Whole-time Director(s) and a group of senior executives are individually empowered for day-to-day operations with

corresponding roles and responsibilities assigned by the Board.

The Board

The Board of your Company represents an optimal mix of professionalism, knowledge and experience, which enables the Board to discharge responsibilities and provide effective leadership for the achievement of a long-term vision and achieve the highest governance standards. As on the date of this report, the Board comprised 17 Directors - 6 Executive Directors (35.29%) and 11 Non-executive Directors (64.71%) including 9 Independent Directors (52.94%).



■ Executive Directors ■ Independent Directors ■ Non-Independent Non-Executive Directors

Mr. B. Bhushan ceased to be an Independent Director upon the completion of his term i.e. 31 March 2019. Pursuant to the provisions of Regulation 17(1)(a) of the Listing Regulations, the Board appointed Ms. Priya Paul as Director (in the capacity of an Independent Woman Director) with effect from 1 April 2019 for a period of five years, subject to approval of the shareholders.

The Board critically evaluates the Company's strategic directions, management policies and their effectiveness. The Board regularly reviews, inter-alia, the industry environment, annual business plans, performance compared with the plans, business opportunities including investments/ divestment, related party transactions, compliance processes including material legal issues, strategy, risk management and the approval of financial statements/ results. Senior executives are invited to provide additional inputs at Board meetings for the items discussed by the Board of Directors as and when required. Transparent, frequent and detailed interaction provide a strategic roadmap for the Company's growth.

Executive Director(s) are appointed by the shareholders for a maximum period of five years at a time or such shorter duration on the recommendation of the Nomination and

Remuneration Committee & the Board and are eligible for re-appointment upon the completion of their term.

Appointments and the tenure of Independent Directors adhere to the requirements of the Companies Act, 2013 read with Regulation 17(1A) and 25 of the Listing Regulations.

Individual Board members experience in the area of finance & taxation, law, merger and acquisition, project management, architecture, engineering, business management, sales, marketing, customer services, administration, corporate governance, technical operations and other disciplines is required for effective functioning of the Board.

Confirmation of Independent Directors

The Company has received disclosures from all Independent Directors that they fulfilled conditions specified in Section 149(6) of Companies Act, 2013 and Regulation 16(1)(b) of the Listing Regulations and were independent of the management. After undertaking a due assessment of their disclosures, in the opinion of the Board of Directors, all the Independent Directors fulfilled the requirements of the Companies Act, 2013 and the Listing Regulations and were independent of the management of the Company.

Certification from Company Secretary in Practice

The Company obtained a certificate as required under the Listing Regulations from M/s Manoj Sharma & Associates, Company Secretaries, that none of the Directors on the Board of the Company had been debarred or disqualified from being appointed or continuing as Directors of companies by the Securities and Exchange Board of India, Ministry of Corporate Affairs or any such statutory authority.

Lead Independent Director

The Company's Board of Directors designated Dr. K.N. Memani as the Lead Independent Director with the following roles:

- (a) To call and preside over all meetings of Independent Directors.
- (b) To ensure that qualitative, quantitative and timely flow of information between the Company management and the Board exists which is necessary for the Board to effectively and reasonably perform their duties.
- (c) To review the performance of Non-independent Directors and the Board as a whole.
- (d) To review the performance of the Chairperson of the Company, taking into account the views of Executive Directors and Non-executive Directors.

- (e) To liaise between Chairman/ Vice Chairman, the management and the Independent Directors.
- (f) To advise on the necessity of retention or otherwise of consultants to report directly to the Board or the Independent Directors.
- (g) To perform such other duties as may be delegated to the Lead Independent Director by the Board/ Independent Directors.

Corporate Governance Practices

DLF adheres to the highest standards of Corporate Governance. At DLF, the corporate governance is a journey of perpetual improvement in sustainable value-creation. Some of the best implemented governance norms within the Company comprised the following:

- The Company has independent Board Committees for matters related to corporate governance, stakeholders' interface, corporate social responsibility, risk management and nomination of Board members.
- A Lead Independent Director with a defined role.
- All securities related filings with Stock Exchanges are reviewed by the Stakeholders Relationship Committee of Directors.
- The Company's internal audit is conducted by independent auditors.
- The Company and its material subsidiaries underwent a secretarial audit conducted by the independent Company Secretary(ies) in whole-time practice. The secretarial audit reports were placed before the Audit Committee and Board.
- The Company appointed Independent Director(s) in the material unlisted subsidiary companies, wherever applicable.

Review of Corporate Governance Framework

The Board regularly reviewed the governance structure and the best practices including regulatory requirements. The significant developments, which were initiated in the governance framework, are set-out as under:

(a) Audit Committee

The Audit Committee is governed by a charter in line with the regulatory requirements mandated by the Companies Act, 2013, as amended and the Listing Regulations. During 2018-19, the Board amended the charter of the Audit Committee in compliance of the provisions of the Companies Act, 2013 and the Listing Regulations.

(b) Corporate Social Responsibility (CSR) Committee

The Company made significant investments in community welfare initiatives including the underprivileged through education, training, health, environment, capacity

building, community development, promotion of art, culture, spirituality, Vedic values, leadership and rural centric interventions. The CSR Committee formulated and institutionalized a transparent monitoring mechanism for implementation of the CSR policy in line with the requirements of the Companies Act, 2013.

(c) Nomination and Remuneration Committee

The Nomination and Remuneration Committee is governed by a charter which is in line with the requirements mandated by the Companies Act, 2013, as amended and the Listing Regulations.

(d) Risk Management Committee

The Risk Management Committee is responsible for framing, implementing, monitoring the risk management plan/policy and ensuring its effectiveness for the Company. Risk evaluation and its management is an on-going process within the organization. The Company has robust risk management framework to identify, evaluate, mitigate, monitor and minimize risks to achieve business objectives.

(e) Stakeholders Relationship Committee

In compliance with the provisions of Section 178 of the Companies Act, 2013, as amended and the Listing Regulations, the Stakeholders Relationship Committee reviews the grievances of shareholders', debenture holders and other security holders, redressal of security holders grievances, measures and initiatives taken for reducing the quantum of unclaimed dividend, improvement in service standards of the registrar and share transfer agent, stock exchange filings and regulatory updates. During 2018-19, the Board revised the charter of the Stakeholders Relationship Committee in compliance of the provisions of the Listing Regulations.

Compliance Initiatives

At DLF, compliance is a way of life. Our compliance priorities fulfil continuously evolving compliance requirements that reflect our own work, changing market conditions and the non-compliance risks of our business. The Company reviewed compliance risks at regular intervals.

The management supports best processes through a dedicated governance structure ensuring the placement of all statutory and regulatory (including environmental) approvals required before the launch of any project.

The Company also developed a robust, institutionalized and integrated compliance framework to provide a reasonable assurance to the management and Board about the effectiveness of its compliance management systems.

Amendment in the Listing Regulations - Kotak Committee Recommendations

The Securities and Exchange Board of India (SEBI) vide its notification dated 9 & 30 May, 1 & 8 June, 6 September and 16 November 2018, amended the Listing Regulations by accepting some of the recommendations of the Kotak Committee related to corporate governance. These changes were made to align with the best global governance practices. The Company complied with all amendments.

Company Secretary's Role

The Company Secretary, being a key managerial personnel and Compliance Officer of the Company, ensures that Board procedures are periodically followed and reviewed. He provides all the relevant information, details and documents to the Directors and senior management for effective deliberation and decision-making at the Board meetings. The Company Secretary is primarily responsible to assist and advise the Board in conducting affairs of the Company, ensure compliance with applicable statutory and regulatory requirements including the Listing Regulations and Secretarial Standards, guidance to the Directors and facilitate the convening of meetings. He interfaces between the management and regulatory authorities for governance related matters.

Profile of Directors

Dr. K.P. Singh (Kushal Pal Singh) (DIN 00003191), the Chairman of the Company, graduated in Science from Meerut University and pursued Aeronautical Engineering in England. He was selected to join the Indian Army by the British Officers Services Selection Board, UK; he underwent training as a cadet at IMA Dehradun and served in The Deccan Horse cavalry regiment. In 1960, he joined American Universal Electric Company and took over as the Managing Director after its merger with DLF Universal Limited (now DLF Limited).

As Chairman of DLF, he is widely credited for spearheading a transformation of the Indian real estate sector and is best known for developing the Gurgaon (renamed Gurugram), satellite city project in Haryana and catalytic role in making India the global hub for business process outsourcing.

In 2010, he was conferred the Padma Bhushan by the President of India in recognition of his exceptional and distinguished services to the nation.

He was the recipient of numerous awards and honours, including the Samman Patra by the Government of India for being one of the highest tax payers of the Delhi region in 2000 and the Delhi Ratna Award by the Government of Delhi for his contribution towards urban development. He was conferred an Honorary Doctorate by the G.B. Pant Agriculture University. He was presented the prestigious royal decoration of Officer of the Order of St. Charles, by HSH Prince Albert II in recognition of his valuable contribution as

Honorary Consul General of the Principality of Monaco in Delhi. He was recipient of the Entrepreneur of the Year 2011 award at The Asian Awards in October 2011 at London and conferred the Indian Business Leader of the Year award at the Horasis Global India Business Meeting in Antwerp, Belgium, in June 2012. Lifetime Achievement Award was conferred on him by Mail Today for his contribution to the real estate sector in Delhi and NCR.

Dr. Singh held several important business, financial and diplomatic positions, including Member of the International Advisory Board of Directors of General Electric; Member, Central Board of the Reserve Bank of India. He was President, ASSOCHAM, in 1999 and earlier President of the PHD Chamber of Commerce and Industry.

Committed to the philosophy that the corporate sector should play a proactive role in promoting the cause of inclusive growth, Dr. Singh motivated to establish DLF Foundation in 2008 as philanthropic arm of DLF Limited, providing structure and focus to the social outreach initiatives of the Company. He being Chairman of the CSR Committee regularly provides strategic directions and guidance in planning and policy making of CSR activities.

Mr. Rajiv Singh (DIN 00003214) is the Vice Chairman of the Company. He is a graduate from the Massachusetts Institute of Technology, U.S.A., and holds a degree in Mechanical Engineering. Mr. Singh possesses more than three decades of professional experience. Mr. Singh spearheads the Company's strategic implementation; he provides oversight and guidance in corporate structuring in relation to major investments and allied matters.

Mr. Mohit Gujral (DIN 00051538), Chief Executive Officer & Whole-time Director, in addition to being one of India's finest architects, is a dynamic business leader. His career spans over three decades as an entrepreneur and business leader with a diverse experience in incubating and growing businesses in addition to designing buildings across the residential, commercial and retail segments.

After having attained his degree in architecture from C.E.P.T., Ahmedabad, he went on to become the Principal Architect and Chief Designer at 'Designplus Architecture', a leading architectural design firm. Subsequently, he expanded his role by setting-up "Delanco Real Estate", a full-fledged real estate company in association with DLF.

Mr. Gujral has to his credit a number of architectural accomplishments. These range from the design of luxury malls like DLF Emporio and DLF Promenade to luxury holiday homes like Samavana, Kasauli and Samatara, Shimla. Other marquee developments comprise CMC and Genpact's buildings in Hyderabad and Cyber Greens at Gurgaon (now Gurugram).

Mr. Gujral is a member of the Finance, Corporate Social Responsibility and Risk Management Committee(s) of the Company.

Mr. Rajeev Talwar (DIN 01440785), Chief Executive Officer & Whole-time Director, alumnus of St. Stephen's College, University of Delhi, started his career as a Probationary Officer in State Bank of India and was selected for the Indian Administrative Service (IAS) in 1978. He held a number of important positions in the Central, State Governments and Union Territories. He possesses a rich experience of policy-making in crucial economic sectors in addition to management of a number of public sector enterprises and statutory bodies in the transport, tourism and infrastructure sectors. He was on the Board of Delhi Tourism and Transport Development Corporation, Delhi Transport Corporation, Delhi Metro Rail Corporation and Indraprastha Gas Limited.

As a Government officer, he is credited with a number of achievements. He was among the pioneers in the formulation, implementation and promotion of India's tourism policy, including their marketing in India and overseas; he was instrumental in the preparation and implementation of Delhi's environment and tourism policies. Mr. Talwar was instrumental for shifting all commercial vehicles in Delhi to CNG and associated for unprecedented increase in India's port capacities mainly through private sector investment.

He is President of PHD Chamber of Commerce and Industry and Director on the Board of several other companies.

Mr. Talwar spearheads National Real Estate Development Council (NAREDCO), an apex body of real estate sector, under the aegis of Urban Development, Ministry of Housing and Urban Poverty Alleviation, Govt. of India.

He is a member of the Corporate Social Responsibility, Stakeholders Relationship, Risk Management and Securities Issuance Committee(s) of the Company.

Mr. Ashok Kumar Tyagi (DIN 00254161) Whole-time Director, an alumnus of IIT, Roorkee and IIM, Ahmedabad, possesses a rich experience of over three decades in various capacities. Before joining DLF, he worked with Genpact, General Electric and IFFCO.

Mr. Tyagi spearheads the functions of Finance, Accounts, Taxation, Corporate Affairs, Corporate Legal, Internal Audit and Information Technology.

He is member of the Finance and Securities Issuance Committee(s) of the Company.

Mr. Devinder Singh (DIN 02569464) Whole-time Director, is B.E. (Civil) from Punjab Engineering College, Chandigarh and PGDM from MDI, Gurgaon. He possesses a rich experience in various capacities of a career of more than three decades. Mr. Singh is Managing Director (Gurugram) and responsible for the overall business for Gurgaon Devco including projects, land & revenue management, statutory approvals & compliances, legal and regulatory matters, estate management and sales, marketing, customer

relationship management and building management for New Gurgaon. He is also Managing Director of DLF Home Developers Limited, a wholly-owned subsidiary.

He is member of the Finance and Risk Management Committee(s) of the Company.

Ms. Pia Singh (DIN 00067233) is a graduate from Wharton School of Business, University of Pennsylvania, U.S.A., with a degree in Finance. Having over two decades of experience, Ms. Singh has been a Director on the Board for 16 years. Prior to that, she served in the risk-undertaking department of GE Capital, an investment division of General Electric.

She is member of the Corporate Social Responsibility Committee of the Company.

Mr. G.S. Talwar (Gurvirendra Singh Talwar) (DIN 00559460) is the founding Chairman and Managing Partner of Sabre Capital Worldwide, a private equity and investment company focused on financial services.

He commenced his career with Citibank in India. He was subsequently responsible for building and leading Citibank's retail businesses across all the countries in Asia-Pacific and the Middle East and subsequently for managing Citibank's businesses in Europe and North America. He was appointed Executive Vice President of Citibank and Citigroup.

He left Citigroup to join Standard Chartered Plc, where he was appointed Global Chief Executive. He was the first Asian appointed as Global Chief Executive of a FTSE 15 company and of a major international bank.

Mr. Talwar was Chairman of Centurion Bank of Punjab Limited, which later merged with HDFC Bank Limited. He also served on the global boards of Pearson Plc, Schlumberger Limited and Fortis SV and NA. He is founding Governor of Indian School of Business (ISB), Hyderabad, former Governor of the London Business School and Patron of the National Society for Prevention of Cruelty to Children.

He is Director on the Board of Asahi India Glass Limited, Great Eastern Energy Corporation Limited and other companies.

He is member of the Corporate Governance Committee of the Company.

Dr. K.N. Memani (Kashi Nath Memani) (DIN 00020696), Lead Independent Director, is a Fellow Member of the Institute of Chartered Accountants of India and a former Chairman and Country Managing Partner of Ernst & Young, India. He was also Member of the Ernst & Young Global Council.

He was conferred Doctor of Literature (D.Litt) for his contribution to the field of Corporate Governance and

Finance by Apeejay Stya University. He specializes in business and corporate advisory, foreign taxation, financial consultancy etc. and is a consultant on corporate matters of several domestic and foreign companies.

Dr. Memani headed Quality Review Board, an oversight Board to review the quality of auditors set-up by the Government of India. He was associated with the National Advisory Committee on Accounting Standards (NACAS) and an Expert Committee for amendments to the Companies Act, 1956 constituted by the Government of India. He was also member of the External Audit Committee of International Monetary Fund (IMF) for 2 years.

Currently, he is on the managing committee/ governing Boards of various industry chambers, educational institutions and social organizations.

He is Director on the Board of Emami Limited, JK Lakshmi Cement Limited and National Engineering Industries Limited.

He is member of the Corporate Governance and Risk Management Committee(s) of the Company.

Dr. Dharam Vir Kapur (DIN 00001982) was born in 1928 in Peshawar where he received his early education. He graduated with honours in Electrical Engineering in 1951 from Jadavpur, Kolkata, and enjoys a rich experience in the Power, Capital Goods, Chemicals and Petrochemical sectors.

After various stints from 1951 to 1962 as an Electrical Engineer in the Hirakud Dam project, Punjab State Electricity Board and Indian Railways, he served with distinction in various positions in Bharat Heavy Electricals Limited. The most remarkable achievement of his career was the establishment of the fast-growing systems-oriented National Thermal Power Corporation (NTPC) as the founder Chairman-cum-Managing Director (CMD). He was described as a 'Model Manager' by the Board of Executive Directors of the World Bank. Dr. Kapur authored "The Bloom in the Desert - The Making of NTPC", the phenomenal success story which was the result of the processes and work culture implemented by Team NTPC under his leadership. As a technocrat, Dr. Kapur possessed the rare distinction of holding a diplomatic assignment as First Secretary/ Counsellor in the Indian Embassy in Moscow to coordinate economic relations and wide-ranging industrial collaborations between Soviet enterprises and public sector enterprises in India.

As Secretary to the Government of India in the Ministries of Power, Heavy Industry and Chemicals & Petrochemicals during 1980-86, Dr. Kapur was actively involved in establishing "Maruti" in collaboration with Suzuki (Japan) with a state-of-the art automobile plant. He made significant contributions by introducing new management practices and liberalization initiatives including 'Broad Banding' and 'Minimum economic sizes' in industrial licensing. He

was associated with a number of national institutions as Member, Atomic Energy Commission; Member, Advisory Committee of the Cabinet for Science and Technology; Chairman, Board of Governors, IIT Bombay (1983-94); Member, Board of Governors, IIM Lucknow, and Chairman, National Productivity Council. Dr. Kapur was also a member of various government committees.

In recognition of his 'services and significant contributions in the field of Technology, Management and Industrial Development', Jawaharlal Nehru Technological University, Hyderabad, conferred on him the D.Sc. degree in March 2010. Dr. Kapur delivered 'Dr. Triguna Sen Memorial Lecture' and National Council of Education, Bengal, conferred its Fellowship on him. He is recipient of 'India Power, Life Time Achievement Award' presented by Council of Power Utilities, for his contributions to the energy and industry sectors. ENERTIA Awards 2010 also conferred the Life Time Achievement Award on Dr. Kapur. Project Management Associates, India, adopted Dr. D.V. Kapur as Mentor during its 20th International Conference in December 2013. Dr. Kapur is also the recipient of "Meritorious Services Award" for "exemplary services to the Indian Energy Sector" presented by India Energy Forum. The Eminent Engineer Award 2016 was awarded to Dr. Kapur by Engineering Council of India (ECI).

Dr Kapur also served on the Board of Reliance Industries Limited, Tata Chemicals Limited, Larsen & Toubro Limited, Honda Siel Power Products Limited and Ashok Leyland Limited. He was Chairman of subsidiaries of Jacobs Engineering Consultants (USA) and GKN plc (UK). He was the founding Chairman of Reliance Power Limited.

He is Chairman of the Corporate Governance, Stakeholders Relationship, Risk Management and member of the Audit Committee(s) of the Company.

Mr. Ved Kumar Jain (DIN 00485623) is a Fellow Member of the Institute of Chartered Accountants of India ('ICAI') and holds three Bachelor degrees in law, science and economics. Mr. Jain was President of ICAI. He was also on the Board of International Federation of Accountants (IFAC) during 2008-11, a global organization for the accountancy profession comprising 167 members and associates in 127 countries.

Mr. Jain was also on the Board of Governors of the Indian Institute of Corporate Affairs of the Ministry of Corporate Affairs, Government of India. He held the position of 'Member of Income Tax Appellate Tribunal' in the rank of Additional Secretary, Government of India.

Following the Satyam episode, the Government of India appointed him on the Board of two Satyam-related companies, which he successfully revived.

He has more than three decades of experience in advising corporates on finance and taxation matters. Mr. Jain specializes in Direct Taxes and has handled complicated tax matters, appeals and tax planning of big corporates. A prolific writer, Mr. Jain authored books on direct taxes

and is a regular contributor of articles on tax matters to professional journals and newspapers.

Mr. Jain is Chairman of Multi Commodity Exchange Clearing Corporation Limited. He is also on the Board of Himachal Futuristic Communications Limited and Inventia Healthcare Limited.

He is Chairman of the Audit Committee and member of the Corporate Social Responsibility, Nomination and Remuneration, Finance, Stakeholders Relationship, Risk Management and Securities Issuance Committee(s) of the Company.

Mr. Pramod Bhasin (DIN 01197009), a Chartered Accountant from England & Wales, founded Genpact (formerly GE Capital International Services) in 1997. He was the President and CEO of Genpact till June 2011. He is considered as the founder and pioneer of the business process management industry in India. Under his leadership, Genpact pioneered the Business Process Management industry in India.

Prior to Genpact, his career with GE spanned 25 years across the US, UK and Asia. He was CEO of GE Capital in India & Asia and prior to that worked with GE Capital in Stamford, CT in the Leveraged Buy Out group.

In September 2016, his partners and he acquired the businesses of GE Capital - India, now known as Clix Capital. He is the Chairman of Clix Capital, a broad-based NBFC, focused on providing digital platforms and financial services to commercial companies and consumers across India.

He is on the governing Board of ICRIER and Help Age. He has been the Chairman of Nasscom and was voted "IT Man of the Year" by Dataquest. He is a strategic advisor to Kedaara, a leading private equity firm in India. He is a member of TIE-NCR and currently its President. He is also a member of the Advisory Board of Cisco in India.

Mr. Bhasin is a member of the Audit and Corporate Social Responsibility Committee(s) of the Company.

Mr. Rajiv Krishan Luthra (DIN 00022285) is the Founder & Managing Partner L&L Partners (formerly Luthra & Luthra Law Offices), one of the largest law firms in India. He possesses more than three decades of experience in advising clients on a range of commercial transactions, including infrastructure projects in India, Sri Lanka, Bangladesh, People's Republic of China, Nepal and Nigeria. He successfully handled various disinvestment, privatization and restructuring assignments, working on some of the largest mergers in Indian corporate history. He has to his credit a number of publications in national and international professional journals and magazines.

Mr. Luthra serves on numerous committees and advisory bodies. He also serves on the Board of Network18 Media & Investments Limited, TV18 Broadcast Limited, Mylan Laboratories Limited, VLCC Health Care Limited and other companies.

He is member of the Stakeholders Relationship and Corporate Governance Committee(s) of the Company.

Lt. Gen. Aditya Singh (Retd.) (DIN 06949999), retired from the Indian Army after serving for over 40 years across India and abroad. Possessing wide practical experience, he was appointed Commander-in-Chief of the Andaman and Nicobar Command in 2005 and charged with the complete responsibility for the relief and rehabilitation of the islands ravaged by the tsunami of December 2004. Later, he served as GOC-in-C, Southern Command, the largest and senior-most Command of the Indian Army. Following retirement, he was appointed as member of the National Security Advisory Board from 2008 to 2010. He was also advisor to JCB India from 2008 to 2013. Thereafter, he was National Security Advisor to the Delhi Policy Group till August 2018. A recipient of three of the highest awards for distinguished service from the President of India, he was also honoured as his Aide-de-Camp.

He is on the Board of DLF Home Developers Limited, DLF Cyber City Developers Limited and other companies.

He is Chairman of the Nomination and Remuneration Committee of the Company.

Mr. A.S. Minocha (Amarjit Singh Minocha) (DIN 00010490), an MBA from Faculty of Management Studies, University of Delhi, Fellow Member of the Institute of Chartered Accountants of India and the Institute of Company Secretaries of India, possesses more than five decades of senior management experience in various capacities in India and abroad - in the public sector and private sector organizations like Indian Oil Corporation, Tata Motors Limited, Maruti Udyog Limited and GHCL Limited.

He is member of the Audit, Corporate Governance, Nomination and Remuneration, Risk Management, Finance and Securities Issuance Committee(s) of the Company.

Mr. Vivek Mehra (DIN 00101328), a Fellow Member of the Institute of Chartered Accountants of India, possesses about four decades of experience in the tax, regulatory, M&A tax structuring and consulting spaces. He has set-up and headed PwC India's Regulatory practice. He also headed PwC India's M&A Tax practice and was elected member of the PwC Governing Board for two consecutive terms since 2007. He was also Member of PwC India's Tax Leadership Team. Before joining PwC, he was Managing Partner in P.R. Mehra & Co., Chartered Accountants, New Delhi.

Mr. Mehra has been instrumental in helping several significant policy initiatives with regulatory authorities like Foreign Investment Promotion Board, Reserve Bank of India, SEBI, tax authorities and various Central Government Ministries.

He is on the Board of Jubilant Life Sciences Limited, HT Media Limited, Bharat Hotels Limited, Chambal Fertilisers & Chemicals Limited and other companies.

He is member of the Audit Committee of the Company.

Ms. Priya Paul (DIN 00051215), an Economics graduate from Wellesley College, USA, attended Harvard Business School and INSEAD. Ms. Paul possesses around three decades of a rich experience in hospitality and multifarious management functions to her credit. She started her career at 21 as the Marketing Manager of The Park, New Delhi, and presently holds the position of Chairperson of the Apeejay Surrendra Park Hotels, Limited.

Ms. Paul is a member of the Young President's Organization (YPO), Business Leadership Council of Wellesley College (BLC), Advisory Board of Harvard Business School - South Asia Advisory Board, Member of the Advisory Board of Directors, Indian Institute of Management, Lucknow, Founder Member of the World Travel and Tourism Council – Indian Initiative Trustee, the Board Member of Women's Fund Asia (WFA), Breakthrough and South Asia Women Foundation, India (SAWF-IN).

She was conferred the Padma Shri in 2012 for her contribution to trade and industry by the Hon'ble President of India. She was conferred with awards like Insignia of Chevalier de l'Ordre National du Merite (National Order of Merit) by President of France, 'Aatithya Ratna Award' by Hotel Investment Forum India, 'Hall of Fame 2011' by Hotelier India and recognized by Fortune magazine as one of India's 50 most powerful business women.

She is on the Board of Apeejay Shipping Limited, Apeejay Surrendra Park Hotels Limited and several other companies.

Board Meetings

The Board regularly meets to deliberate and decide business policy and strategy in addition to routine and other statutory businesses. All material information is circulated to the Directors before meetings or placed at the meeting, including minimum information required to be made available to the Board as specified in Part A of Schedule II of Regulation 17(7) of the Listing Regulations.

A tentative meetings calendar of the Board/ Committees is circulated to help them plan their schedule and ensure meaningful participation in meetings. Additional meetings are convened wherever necessary. The Company also provides video/ audio visual/ teleconferencing facilities to Directors to facilitate their participation in meetings.

Generally, meetings of the Board/ Committees are held in New Delhi/ Gurugram. The agenda of the Board/ Committees meetings is prepared by the Company Secretary in consultation with the Chairman/ Chairman of the respective Committee(s).

During 2018-19, seven Board meetings were held on 21 May, 10 August, 25 September, 1 November, 12 December 2018, 5 February and 29 March 2019. The maximum interval between any two Board meetings was 81 days.

The Company Secretary attends all meetings of the Board and its Committees and is, inter-alia, responsible for recording the minutes of such meetings. The draft minutes of the Board and its Committees are sent to the members for their comments in accordance with the Secretarial Standard and after incorporating the comments of Directors, the minutes are entered in the minutes book within 30 days of the conclusion of the respective meetings.

Follow-up: The Company has an effective post-meeting follow-up, review and reporting process of decisions taken by the Board. The significant decisions of the Board are promptly communicated to the concerned departments/ business units. The action taken reports on decisions of the previous meeting(s) are placed at the immediate succeeding meeting for review by the Board.

Composition, Directorships and Attendance

Name & Designation	Financial Year 2018-19 Attendance at		No. of Directorships in other companies as on 31.03.2019*			No. of Committee positions held in public companies including DLF Limited as on 31.03.2019**	
	Board Meeting	Last AGM	Listed	Others		Chairman	Member***
				Public	Private		
(a) Promoter/ Promoter Group							
Dr. K.P. Singh Chairman	6	Yes	Nil	Nil	5	Nil	Nil
Mr. Rajiv Singh Vice Chairman	7	Yes	Nil	Nil	9	Nil	Nil
Ms. Pia Singh	3	Yes	Nil	Nil	12	Nil	Nil
(b) Executive Directors							
Mr. Mohit Gujral CEO & Whole-time Director	7	Yes	Nil	3	6	Nil	Nil
Mr. Rajeev Talwar CEO & Whole-time Director	7	Yes	Nil	6	Nil	Nil	1
Mr. Ashok Kumar Tyagi Whole-time Director	7	Yes	Nil	3	Nil	Nil	2
Mr. Devinder Singh Whole-time Director	6	No	Nil	3	Nil	Nil	Nil
(c) Non-executive Non-independent Director							
Mr. G.S. Talwar	2	No	1	1	8	Nil	Nil
(d) Independent Directors							
Dr. K.N. Memani	7	Yes	3	1	1	Nil	1
Dr. D.V. Kapur	6	Yes	1	Nil	3	3	4
Mr. Ved Kumar Jain	7	Yes	2	1	Nil	3	5
Mr. B. Bhushan (up to 31 March 2019)	6	Yes	1	2	2	Nil	3
Mr. Pramod Bhasin	4	Yes	Nil	Nil	8	Nil	1
Mr. Rajiv Krishan Luthra	3	Yes	2	2	2	1	3
Lt. Gen. Aditya Singh (Retd.)	7	Yes	Nil	5	Nil	2	5
Mr. A.S. Minocha	6	Yes	Nil	2	1	3	4
Mr. Vivek Mehra	5	Yes	3	2	2	Nil	6

* Excludes foreign companies.

** Pursuant to Regulation 26 of the Listing Regulations, Membership/ Chairmanship of only Audit Committee and Stakeholders Relationship Committee of public limited companies have been considered.

*** Membership also includes Chairmanship of the Committee(s), if any.

Video/ audio visual/ teleconferencing facilities were extended to facilitate Directors to participate in the meetings.

Notes:

- The Directorship/ Committee Membership is based on the disclosures received from Directors.
- Dr. K.P. Singh, Mr. Rajiv Singh and Ms. Pia Singh are related inter-se. Mr. G.S. Talwar is related to Dr. K.P. Singh.

Directorship in other listed companies as on 31 March 2019

Name of Director	Name of other listed entity (including category of Directorship)
Mr. G.S. Talwar	Asahi India Glass Limited (Independent Director)
Dr. K.N. Memani	HT Media Limited, Emami Limited, JK Lakshmi Limited (Independent Director)
Dr. D.V. Kapur	Honda Siel Power Products Limited (Independent Director)
Mr. Ved Kumar Jain	Himachal Futuristic Communications Limited, Multi Commodity Exchange Clearing Corporation Limited
Mr. B. Bhushan	Integrated Capital Services Limited (Promoter/ Promoter Group)
Mr. Rajiv Krishan Luthra	Network18 Media & Investments Limited, TV18 Broadcast Limited (Independent Director)
Mr. Vivek Mehra	HT Media Limited, Jubilant Life Sciences Limited, Chambal Fertilisers and Chemicals Limited (Independent Director)

Guidelines regarding appointment of Directors

In view of the changes proposed by the Kotak Committee in the Listing Regulations, the Board revised the Nomination and Remuneration Policy for Directors, Key Managerial Personnel (KMPs) and other employees to continue to be in compliance of the provisions of the Companies Act, 2013 and the Listing Regulations. The said policy outlined the appointment criteria and qualification, the terms/ tenure of Directors on the Board of the Company and matters related to remuneration of Directors.

Directors Induction and Familiarisation Programme

The Board members are provided with necessary information, documents, reports and internal policies to familiarise them with the Company's procedures and practices. Presentations at regular intervals are made by the senior management, covering areas like operations, business environment, budget, strategy and risks involved. Up-dates on relevant statutory, regulatory changes encompassing important laws/ regulations applicable to Company are circulated to Directors.

The induction process is designed to:

- build an understanding of DLF, its business and regulatory environment in which it operates;
- provide an appreciation of the role and responsibility of the Directors;
- equip Directors to perform their role effectively; and

- develop understanding of the Company's people and its key stakeholders relationship.

Upon appointment, Independent Directors receive a letter of appointment, setting-out in details the terms of their appointment, duties, responsibilities and indicative time commitment.

The details of familiarisation programmes for Independent Directors are posted on the website of the Company and can be accessed at <http://www.dlf.in/images/downloads/Familiarisation-Programme.pdf>.

Resume of Directors proposed to be appointed/re-appointed

The brief resume of Directors proposed to be appointed/re-appointed is a part of the Corporate Governance Report and other information required in terms of Regulation 36(3) of the Listing Regulations is appended in the notice for convening the Annual General Meeting.

Committees of the Board

The Company has the following Board Committees:

- Audit Committee
- Corporate Governance Committee
- Corporate Social Responsibility Committee
- Finance Committee
- Nomination and Remuneration Committee
- Risk Management Committee
- Stakeholders Relationship Committee
- Securities Issuance Committee
- Committee of Directors (till 4 February 2019)

The Board also constitutes specific committee(s) from time to time, depending on emerging business needs. The terms of reference of the Committees are periodically approved, reviewed and modified by the Board. Meetings of each Committee are convened by the Chairman of the respective Committee. The Company Secretary prepares the agenda notes in consultation with the respective Committee Chairman and circulates the same in advance to all members. Each member can suggest the inclusion of item(s) on the agenda in consultation with the Chairman. Minutes of the Committee meetings are approved by the Chairman of the respective Committee and thereafter the same are noted by the Board.

The Company implements an effective post-meeting follow-up, review and reporting process concerning the decisions taken by the Committees. The significant decisions are promptly communicated by the Company Secretary to the concerned departments/ business units

Head(s). The action taken report on decisions of the previous meeting(s) is placed at the immediate succeeding meeting for review by the respective Committee.

(i) Audit Committee

Composition, Meetings and Attendance

The Audit Committee comprises five Independent Directors. All the members possess financial/ accounting expertise/ exposure and have held or hold senior positions in other reputed organizations. Mr. Ved Kumar Jain, an Independent Director, is the Chairman and was present at the last Annual General Meeting.

The Committee's composition and terms of reference are in compliance with provisions of Section 177 of the Companies Act, 2013 and Regulation 18 of the Listing Regulations.

During 2018-19, nine meetings of the Audit Committee were held on 21 May, 10 & 21 August, 25 September, 1 & 15 November, 12 December 2018, 5 February and 29 March 2019, the attendance of which is as under. The maximum interval between any two meetings was 81 days. The requisite quorum was present in all meetings.

Name of Member	Position	No. of Meeting(s)	
		Held during tenure	Attended*
Mr. Ved Kumar Jain Chairman	Independent Director	9	9
Dr. D.V. Kapur	Independent Director	9	8
Mr. B. Bhushan (up to 31.03.2019)	Independent Director	9	7
Mr. Pramod Bhasin	Independent Director	9	5
Mr. A.S. Minocha	Independent Director	9	8
Mr. Vivek Mehra	Independent Director	9	8

* Includes meeting attended through video conferencing.

The Audit Committee invites executives as it considers appropriate, particularly the Whole-time Director (Group Chief Financial Officer), Group Chief Internal Auditor and representatives of Statutory Auditors, Cost Auditors (for cost audit report), Secretarial Auditor (for secretarial audit report) and Internal Auditors (for internal audit matters) to be present at its meetings. The Company Secretary acts as Secretary to the Committee.

Objectives

The Audit Committee monitors and provides re-assurance to the Board on the existence of an effective internal control environment by supervising the financial reporting process,

timely and proper disclosures and transparency, integrity and quality of financial reporting.

Terms of Reference

Pursuant to the amendments in the provisions of the Listing Regulations, the Board of Directors in its meeting held on 5 February 2019 revised the terms of reference of the Committee.

The broad terms of reference are as under:

- Oversight of financial reporting process and disclosure of its financial information to ensure the correctness, sufficiency and credibility of financial statements;
- Recommending to the Board the appointment/ re-appointment (including their terms)/ replacement/ removal of the statutory auditors and fixing of their fees;
- Approval of payment to statutory auditors for any other services rendered by the statutory auditors;
- Reviewing with the management the annual financial statements and auditors' report thereon before submission to the Board for approval, with a particular reference to:
 - matters to be included in the Directors' Responsibility Statement to be included in the board's report in terms of clause (c) of sub-section (3) of Section 134 of the Companies Act, 2013.
 - changes, if any, in accounting policies and practices and reasons for the same.
 - major accounting entries involving estimates based on the exercise of judgment by management.
 - significant adjustments made in the financial statements arising out of audit findings.
 - compliance with listing and other legal requirements relating to financial statements.
 - disclosure of any related party transactions.
 - qualifications in the draft audit report.
- Reviewing with the management, the quarterly/ half yearly financial statements before submission to the Board for approval;
- Reviewing and monitor the auditor's independence and the performance and effectiveness of audit process;
- Examination of the financial statements and auditors' report thereon;
- Approval or any subsequent modification of transactions of the Company with related parties; Scrutiny of inter-corporate loans and investments;

9. Evaluation of internal financial controls and risk management systems;
10. Reviewing with the management, performance of statutory, cost and internal auditors, adequacy of the internal control systems;
11. Reviewing the adequacy of internal audit function, including the structure of internal audit department, staffing and seniority of official heading the department, reporting structure coverage and frequency of internal audit;
12. Discussion with internal auditors of any significant findings and follow-up thereon and reviewing the findings of any internal investigations by internal auditors into matters where there is suspected fraud or irregularity or failure of internal control system of a material nature and reporting the matter to the Board;
13. Discussion with statutory auditors before the audit commences, about the nature and scope of audit as well as post-audit discussions to ascertain any area of concern;
14. To look into the reasons for substantial defaults in the payment to the depositors, debenture holders, shareholders (in case of non-payment of declared dividends) and creditors;
15. To review Management Discussion and Analysis of financial condition and results of operations;
16. To review Management letters/ letters of internal control weaknesses issued by the statutory auditors;
17. To review Internal audit reports relating to internal control weaknesses;
18. To review appointment/ removal and terms of remuneration of the Chief Internal Auditor;
19. Approval of appointment of CFO (i.e. Whole-time Finance Director or any other person heading the finance function or discharging that function) after assessing the qualifications, experience and background etc.;
20. Reviewing of the financial statements, in particular, the investments made by the unlisted subsidiary companies;
21. To review the functioning of the Whistle Blower mechanism and Vigil Mechanism;
22. Reviewing of statement of significant related party transactions;
23. (a) Reviewing with the management, the statement of uses/ application of funds raised through an issue (public, rights, preferential, etc.), the statement of funds utilized for purposes other than those stated in the offer document/ prospectus/ notice

and the report submitted by the monitoring agency monitoring the utilization of proceeds of a public or right issue and making appropriate recommendations to the Board to take up steps in this matter;

- (b) Monitoring the end use of funds raised through public offers and related matters;
24. To review utilization of loans and/ or advances from/ investment by the holding company in the subsidiary exceeding ` 100 crore or 10% of the asset size of the subsidiary, whichever is lower including existing loans/ advances/ investments;
25. To review compliance with provisions of SEBI (Prohibition of Insider Trading) Regulations, 2015, as amended and shall verify that the systems for internal control are adequate and are operating effectively; and
26. To perform such other functions as may be prescribed by the Companies Act, 2013, Listing Regulations or any other law or as may be delegated by the Board from time to time, to be performed by the Audit Committee.

(ii) Corporate Governance Committee

Composition, Meeting and Attendance

The Corporate Governance Committee comprises five Directors including four independent Directors. Dr. D.V. Kapur, an independent Director is heading the Committee. The Company Secretary acts as Secretary to the Committee.

During 2018-19, one meeting of the Corporate Governance Committee was held on 19 May 2018. The requisite quorum was present in the meeting. The attendance of members was as follows:

Name of Member	Position	No. of Meeting	
		Held	Attended
Dr. D.V. Kapur Chairman	Independent Director	1	1
Dr. K.N. Memani	Independent Director	1	1
Mr. G.S. Talwar	Non-executive Director	1	Nil
Mr. Rajiv Krishan Luthra	Independent Director	1	Nil
Mr. A.S. Minocha	Independent Director	1	1

Mr. Mohit Gujral, Mr. Rajeev Talwar, Chief Executive Officers & Whole-time Directors, Mr. Ashok Kumar Tyagi and Mr. Devinder Singh, Whole-time Directors are the permanent invitees to the Committee.

Terms of Reference

The broad terms of reference are as under:

1. Overseeing implementation of mandatory and non-mandatory requirements of the Listing Regulations;

2. Recommending the best-in-class available Corporate Governance practices prevailing in the world for adoption;
3. Reviewing Corporate Governance practices, Audit Reports and to recommend improvements thereto;
4. Reviewing Code of Conduct for Directors, Senior Management Personnel and other executives including its subsidiaries;
5. Reviewing compliance mechanism, compliance and audit reports and to recommend improvements thereto and to review mitigation mechanism for non observance;
6. Suggesting to the Board, the changes required in the compliance system in consonance with the changes in legal environment affecting the business of the Company;
7. Recommending to the Board, the changes required for charging of officials pursuant to changes in the officials charged and/ or structural changes in the organization; and
8. Performing such other functions as may be delegated by the Board from time to time.

(iii) Corporate Social Responsibility (CSR) Committee

Composition, Meeting and Attendance

The Corporate Social Responsibility Committee comprises six Directors including two Independent Directors. Dr. K.P. Singh is the Chairman of the Committee. The Company Secretary acts as Secretary to the Committee. The Committee's composition and terms of reference are in compliance with provisions of Section 135 of the Companies Act, 2013.

During 2018-19, one meeting of the Corporate Social Responsibility Committee was held on 5 February 2019. The requisite quorum was present in the meeting. The attendance of members was as follows:

Name of Member	Position	No. of Meeting	
		Held	Attended
Dr. K.P. Singh Chairman	Whole-time Director	1	1
Mr. Mohit Gujral	CEO & Whole-time Director	1	1
Mr. Rajeev Talwar	CEO & Whole-time Director	1	1
Ms. Pia Singh	Non-executive Director	1	1
Mr. Ved Kumar Jain	Independent Director	1	1
Mr. Pramod Bhasin	Independent Director	1	1

Mr. Rajiv Singh, Vice Chairman and Mr. Ashok Kumar Tyagi, Whole-time Director are the permanent invitees to the Committee.

Terms of Reference

The terms of reference of the Committee comprised:

1. Formulate, monitor and recommend, Corporate Social Responsibility (CSR) Policy to the Board;
2. Recommend to the Board modification to the CSR Policy as and when necessary;
3. Recommend to the Board, the amount of expenditure to be incurred on the activities to be undertaken; and
4. Consider other functions, as defined by the Board or as may be stipulated under any law, rule or regulation including the Listing Regulations and the Companies Act, 2013.

The project undertaken by the Company during 2018-19, pursuant to the CSR Policy, was outlined as per the annexure attached to the Board's Report.

(iv) Finance Committee

Composition, Meetings and Attendance

The Finance Committee comprises six Directors including two Independent Directors. Mr. Rajiv Singh is the Chairman of the Committee. The Company Secretary acts as Secretary to the Committee.

During 2018-19, three meetings of the Finance Committee were held on 24 October, 27 December 2018 and 22 February 2019. The requisite quorum was present in all the meetings. The attendance of members was as follows:

Name of Member	Position	No. of Meeting(s)	
		Held during tenure	Attended
Mr. Rajiv Singh Chairman	Whole-time Director	3	Nil
Mr. Mohit Gujral	CEO & Whole-time Director	3	2
Mr. Ashok Kumar Tyagi	Whole-time Director	3	3
Mr. Devinder Singh	Whole-time Director	3	2
Mr. Ved Kumar Jain	Independent Director	3	3
Mr. B. Bhushan (up to 31.03.2019)	Independent Director	3	3
Mr. A.S. Minocha	Independent Director	3	2

Terms of Reference

The Board of Directors in its meeting held on 5 February 2019 revised the terms of references of the Committee.

The broad terms of reference are as under:

1. Reviewing the Company's financial policies, strategies and capital structure, working capital, cash flow management, banking and cash management including authorization for operations;
2. Reviewing credit facilities and to exercise all powers to borrow monies (otherwise than by issue of debentures) and take necessary actions connected therewith including refinancing for optimization of borrowing costs and assignment of assets, both immovable or movable;
3. Authorizing exercise of all powers for investment, loan and providing corporate guarantees/ securities/ letter of comfort etc. within the limits specified by the Board;
4. Borrowing of monies by way of loan and/ or issuing and allotting Bonds/ Notes denominated in one or more foreign currency(ies) in international markets and possible strategic investments within the limits approved by the Board;
5. Approve opening and operation of investment management accounts with foreign banks and appoint them as agents, establishment of representative/ sales offices in or outside India etc.;
6. Approve contributions to statutory or other entities, funds established by Central/ State Government for national importance, institutions, trusts, bodies corporate and other entities etc.;
7. Empowering executives of the Company/ subsidiaries/ associate companies for acquisition of land including bidding and tenders, sell/ dispose off or transfer any of the properties and delegation of authorities from time to time to deal with various statutory, judicial authorities, local bodies etc., to implement the decision of the Committee;
8. Reviewing and make recommendations about changes to the Charter of the Committee; and
9. Authorizing sale/ transfer of the Company's investments in securities of wholly-owned subsidiary(ies) and/ or subsidiary(ies) to another subsidiary(ies), subject to approval of the Audit Committee.

(v) Nomination and Remuneration Committee

Composition, Meetings and Attendance

The Nomination and Remuneration Committee comprises three Independent Directors. The Company Secretary acts as Secretary to the Committee. The Committee's

composition and terms of reference are in compliance with provisions of Section 178 of the Companies Act, 2013 and Regulation 19 of the Listing Regulations.

During 2018-19, six meetings of the Nomination and Remuneration Committee were held on 19 May, 24 September, 24 October 2018, 4 February, 21 February and 29 March 2019. The requisite quorum was present in all the meetings. The attendance of members was as follows:

Name of Member	Position	No. of Meeting(s)	
		Held during tenure	Attended*
Lt. Gen. Aditya Singh (Retd.) Chairman (w.e.f. 21.05.2019)	Independent Director	6	6
Mr. B. Bhushan Chairman (up to 31.03.2019)	Independent Director	6	6
Mr. Ved Kumar Jain	Independent Director	6	6
Mr. A.S. Minocha	Independent Director	6	6

* Includes meeting attended through video conferencing.

Terms of Reference

Nomination and Remuneration Committee is governed by a Charter in line with the requirements mandated by the Companies Act, 2013 and Regulation 19(4) of the Listing Regulations.

The broad terms of reference are as under:

1. To determine the Remuneration Policy of the Company;
2. To recommend to the Board the remuneration, whether by way of salary, perquisites, sitting fees, commission, stock options, sweat equity or in a combination thereof or otherwise, payable to the Managing Director(s), Whole-time Director(s) and other Directors, their relatives engaged in the employment of the Company;
3. To recommend to the Board the remuneration, whether by way of salary, perquisites, commission, retainership fee, or otherwise, payable to Directors for discharging the professional or other services otherwise than in the capacity of Director;
4. To frame policies and compensation including salaries, incentives, bonuses, promotion, benefits, stock options and performance targets for executives of the Company;
5. Formulation of the criteria for determining qualifications, positive attributes and independence of a Director and recommend to the Board a policy, relating to the remuneration of the Directors, key managerial personnel and other employees;

The Committee, while formulating the policy, shall ensure that:

- a. the level and composition of remuneration is reasonable and sufficient to attract, retain and motivate Directors of the quality required to run the Company successfully;
 - b. relationship of remuneration to performance is clear and meets appropriate performance benchmarks;
 - c. remuneration to Directors, key managerial personnel and senior management involves a balance between fixed and incentive pay reflecting short and long-term performance objectives appropriate to the working of the Company and its goals.
6. Formulation of criteria for evaluation of performance of Independent Directors and the Board;
 7. Devising a policy on Board diversity; and
 8. Identifying persons who are qualified to become Directors and who may be appointed in senior management in accordance with the criteria laid down and recommend to the Board their appointment and removal.

Nomination and Remuneration Policy

The Nomination and Remuneration Policy was devised in accordance with Section 178 of the Companies Act, 2013 and the Listing Regulations. The Nomination and Remuneration Policy of the Company is aimed at inculcating a performance- driven culture. Through its comprehensive compensation programme, the Company endeavors to attract, retain, develop and motivate a high performance workforce. During 2018-19, the Board approved the revised Nomination and Remuneration Policy in its meeting held on 5 February 2019. The said policy is available on the Company's website viz. <http://www.dlf.in/images/downloads/Nomination-and-Remuneration-Policy-Revised.pdf>.

Board Membership Criteria

The Board is responsible for selection of a member on the Board. The Nomination and Remuneration Committee of the Company follows defined criteria for identifying, screening, recruiting and recommending candidates for election as a Director on the Board.

The criteria for appointment to the Board inter-alia include:

- Diversity on the Board;
- Relevant experience and track record in finance, law, management, sales, marketing, administration, research, corporate governance, technical operations or other disciplines related to Company's business and relevant to the role;

- Highest personal and professional ethics, integrity, values and stature;
- Devote sufficient time and energy in carrying out their duties and responsibilities; and
- Avoidance of any present or potential conflict of interest.

Remuneration Policy

The guiding principles for the Company's remuneration policy are, inter-alia, as follows:

- The level and composition of remuneration is competitive, reasonable and aligned to market practices and trends that attract, retain and motivate talent required to run the Company successfully and ensure long-term sustainability;
- The remuneration has a fair balance between fixed and variable pay reflecting short and long-term performance objectives appropriate to the working of the Company and its goals;
- The remuneration is linked to key deliverables, appropriate performance benchmarks and metrics and varies with performance and achievements;
- Alignment of performance metrics with business plans and strategy, corporate performance targets and interest with stakeholders;
- Quantitative and qualitative assessments of performance are used to make informed judgments to evaluate performances;
- Sufficiently flexible to take into account future changes in industry and compensation practice; and
- The pay takes into account the external market and the Company's conditions to a balanced 'fair' outcome.

The details of remuneration paid to all Directors and other disclosures required to be made under Regulation 34(3) of the Listing Regulations have been published elsewhere in this report and in the Board Report.

(vi) Risk Management Committee

Composition, Meeting and Attendance

The Risk Management Committee comprises seven Directors including four Independent Directors. Dr. D.V. Kapur, an Independent Director is the Chairman. Dr. K.N. Memani, Mr. Mohit Gujral, Mr. Rajeev Talwar, Mr. Devinder Singh, Mr. Ved Kumar Jain and Mr. A.S. Minocha are other members of the Committee. The Company Secretary acts as Secretary to the Committee. The Committee's composition is in compliance with provisions of Regulation 21 of the Listing Regulations.

A Risk Management Committee meeting was held on 17 May 2019 and all members attended the meeting.

All Business Unit Heads along with Group Chief Financial Officer and Mr. Ashok Kumar Tyagi, Whole-time Director, are permanent invitees to the Committee.

Terms of Reference

The terms of reference of the Committee are as under:

1. To frame, implement, review and monitor risk management plan of the Company;
2. To evaluate the risk management systems of the Company;
3. To review its activities in co-ordination with the Audit Committee in instances where there is overlap with the activities of the Audit Committee;
4. To review the procedures to inform the Board members about the risk assessment and minimization procedures;
5. To review and reassess the changes required in the terms of reference of this Committee and recommend any proposed changes to the Board for approval; and
6. To perform such other functions as may be delegated by the Board from time to time.

(vii) Stakeholders Relationship Committee

Composition, Meetings and Attendance

The Stakeholders Relationship Committee comprises four Directors, including three Independent Directors. Dr. D. V. Kapur, an Independent Director, is the Chairman. The Company Secretary acts as Secretary to the Committee. The Committee's composition and terms of reference are in compliance with provisions of the Companies Act, 2013 and Regulation 20 of the Listing Regulations.

During 2018-19, four meetings of the Committee were held on 19 May, 10 August, 1 November 2018 and 5 February 2019. The requisite quorum was present in all meetings. The attendance of members was as follows:

Name of Member	Position	No. of Meeting(s)	
		Held	Attended
Dr. D.V. Kapur Chairman	Independent Director	4	4
Mr. Rajeev Talwar	CEO & Whole-time Director	4	4
Mr. Ved Kumar Jain	Independent Director	4	4
Mr. Rajiv Krishan Luthra	Independent Director	4	1

Terms of Reference

Pursuant to the amendments in provisions of the Listing Regulations, the Board of Directors, at its meeting on 5 February 2019, revised the terms of reference of the Committee.

The revised terms of reference of the Committee comprised:

1. To resolve the grievances of the security holders including complaints related to transfer/ transmission of shares, non-receipt of annual report, non-receipt of declared dividends, issue of new/ duplicate certificates, general meetings.

2. To review measures taken for effective exercise of voting rights by shareholders.
3. To review adherence to the service standards in respect of various services being rendered by the Registrar & Share Transfer Agent.
4. To review various measures and initiatives for reducing the quantum of unclaimed dividends and ensuring timely receipt of dividend warrants/ annual reports/ statutory notices by the shareholders.

Redressal of Investor Grievances

The Company addresses all complaints, grievances and other correspondence expeditiously and replies usually within 7-10 days except in the case of legal impediments and non-availability of documents. The Company endeavours to implement suggestions as and when received from investors. During the year under review, 13 investor complaints were received and resolved.

Compliance Officer

Mr. Subhash Setia, Company Secretary is the Compliance Officer for complying with the requirements of Securities laws.

(viii) Committee of Directors

Composition, Meetings and Attendance

The Committee was constituted for the allotment of equity shares to employees upon exercising the options granted under the Company's Employee Stock Option Scheme, 2006. The Committee last met on 30 November 2018 for the allotment of shares. The Board of Directors, in its meeting held on 5 February 2019, approved the dissolution of the Committee. The Committee comprised four Directors, including two Independent Directors. Mr. B. Bhushan, an Independent Director, was the Chairman. The Company Secretary acted as Secretary to the Committee.

During 2018-19, three meetings of the Committee were held on 6 June, 1 August and 30 November 2018. The requisite quorum was present in all meetings. The attendance of members was as follows:

Name of Member	Position	No. of Meeting(s)	
		Held during tenure	Attended
Mr. B. Bhushan Chairman	Independent Director	3	3
Mr. Rajeev Talwar	CEO & Whole-time Director	3	3
Mr. Ashok Kumar Tyagi	Whole-time Director	3	3
Lt. Gen. Aditya Singh (Retd.)	Independent Director	3	3

(ix) Securities Issuance Committee

The Board of Directors, in its meeting held on 1 December 2017, constituted a Securities Issuance Committee inter-alia to undertake all necessary steps and actions for offering, issue and allotment up to 17.30 crore equity shares of ₹ 2/- each in accordance with the provisions of Chapter VI of Securities and Exchange Board of India (Issue of Capital and Disclosure Requirements) Regulations, 2018 (erstwhile Securities and Exchange Board of India (Issue of Capital and Disclosure Requirements) Regulations, 2009) and issue of equity shares upon conversion of Compulsorily Convertible Debentures and exercise of Warrants issued on preferential basis to entities belonging to promoter/promoter group.

The Committee consists of four Directors, including three Independent Directors. Mr. Ved Kumar Jain is the Chairman of the Committee. The Company Secretary acts as Secretary to the Committee.

During 2018-19, five meetings of the Committee were held on 22, 25, 28 (two meetings) and 29 March 2019. The requisite quorum was present in all meetings. The attendance of members was as follows:

Name of Member	Position	No. of Meeting(s)	
		Held during tenure	Attended
Mr. Ved Kumar Jain Chairman	Independent Director	5	5
Mr. B. Bhushan (up to 31.03.2019)	Independent Director	5	3
Mr. A.S. Minocha	Independent Director	5	3
Mr. Rajeev Talwar	CEO & Whole-time Director	5	5
Mr. Ashok Kumar Tyagi	Whole-time Director	5	5

Independent Directors Meeting

The Independent Directors of the Company met once on 19 May 2018 without the presence of Executive Directors under the Chairmanship of Dr. K.N. Memani, Lead Independent Director, inter-alia for:

- Reviewing the performance of Non-independent Directors and the Board as a whole;

- Reviewing the performance of the Chairman of the Company taking into account the views of Executive and Non-executive Directors;
- Assessing the quality, content and timeliness of flow of information between the management and the Board that is necessary for the Board to effectively and reasonably perform its duties.

Independent Directors in its meeting held on 14 May 2019 authorized Dr. D.V. Kapur, Mr. Pramod Bhasin and Mr. Vivek Mehra, Independent Directors, to suggest to the Board of Directors to strengthen corporate governance norms, Board effectiveness, compliance management and/or any other changes, as may be deemed appropriate in the best interests of the Company.

Performance Evaluation

Pursuant to the provisions of the Companies Act, 2013, Regulation 17 & 25 of the Listing Regulations and Guidance Note on Board Evaluation issued by the Securities and Exchange Board of India, the Nomination and Remuneration Committee has devised a criteria for the evaluation of the performance of Directors, including Independent Directors.

The Board has carried out the annual performance evaluation of its own performance, its Committees and Directors. The exercise was led by the Lead Independent Director. The evaluation process focused on various aspects of the Board and Committees functioning such as composition of the Board and Committees, experience and competencies, performance of specific duties and obligations, corporate governance & compliance management etc. Separate exercise was carried out to evaluate the performance of Non-executive Directors on parameters such as experience, attendance, acquaintance with the business, effective participation, vision and strategy, contribution and independent judgement.

Directors' Remuneration

i) Executive Directors

The Company pays remuneration by way of a fixed base salary and allowances fixed component, annual performance award, commission, employee stock/ shadow options, retiral and other benefits and reimbursements, based on the recommendations of the Nomination and Remuneration Committee within the limits as prescribed under the Companies Act, 2013, the Listing Regulations and approved by the shareholders. The performance based award/ commission is based on qualitative and quantitative assessment of the Company's performance.

The remuneration paid to the Executive Directors for 2018-19 was as follows:

(` In lakhs)

Name	Salary	Other Perquisites & benefits	Stock Option (Perquisite Value)	Commission	Contribution to Provident & Superannuation Fund/ allowances	Total	Stock/Shadow Options granted	Term up to
Dr. K.P. Singh	204.00	17.84	-	350.00	14.40	586.24	Nil	30.09.2023
Mr. Rajiv Singh	153.00	15.36	-	350.00	24.30	542.66	Nil	08.04.2024
Mr. Mohit Gujral	754.80	735.02	-	-	53.28	1,543.10	Nil	13.02.2024
Mr. Rajeev Talwar	138.76	194.11	159.58	330.00	12.81	835.26	Nil	13.02.2024
Mr. Ashok Kumar Tyagi	153.80	334.42	289.07	340.00	10.86	1,128.15	Nil	30.11.2022
Mr. Devinder Singh	143.67	365.20	-	350.00	10.14	869.01	Nil	30.11.2022

The service contract, notice period, retrial benefits, severance pay etc. are applicable as per the terms and conditions of appointment of the above Directors.

ii) Non-executive Directors

The Non-executive Directors are entitled to a sitting fee of ` 50,000 for attending each Board and Committee meeting. In addition, the Non-executive Directors are paid commission within the limits as prescribed under the Companies Act, 2013, as determined by the Board based, inter-alia, on the Company's performance.

The Company also reimburses out-of-pocket expenses incurred by the Directors for attending the meetings. The service contract, notice period, severance fee etc. are not applicable to the Non-executive Directors.

The remuneration paid to the Non-executive Directors for 2018-19 was as follows:

(` In lakhs)

Name	Sitting Fees	Commission	Total
Mr. G.S. Talwar	1.00	36.00	37.00
Ms. Pia Singh	2.00	36.00	38.00
Dr. K.N. Memani	4.50	36.00	40.50
Dr. D.V. Kapur	10.00	36.00	46.00
Mr. B. Bhushan (up to 31.03.2019)	13.00	36.00	49.00
Mr. Pramod Bhasin	5.00	36.00	41.00
Mr. Rajiv Krishan Luthra	2.00	36.00	38.00
Mr. Ved Kumar Jain	18.00	36.00	54.00
Lt. Gen. Aditya Singh (Retd.)	7.00	36.00	43.00
Mr. A.S. Minocha	13.50	36.00	49.50
Mr. Vivek Mehra	7.00	36.00	43.00

During the year, the Company availed services amounting to ` 121.28 lakhs (approximately) from the firm(s) in which Mr. Rajiv Krishan Luthra is a partner. There were no other material pecuniary relationships or transactions between the Company and its Independent Directors.

No stock options were granted to any Independent Directors.

The Company has in place Directors' & Officers' Liability Insurance Policy.

Directors' Shareholding

The details of equity shares of the Company held by Directors as on 31 March 2019 were as under:

Name of Director	No. of Equity Shares
Dr. K.P. Singh	1,44,95,360
Mr. Rajiv Singh	2,56,320
Ms. Pia Singh	2,13,32,500
Mr. Rajeev Talwar	4,32,072
Mr. Ashok Kumar Tyagi	2,61,660
Mr. Devinder Singh	95,793
Mr. G.S. Talwar	1,00,540
Dr. D.V. Kapur	10,000
Mr. Vivek Mehra	2,225

General body meetings

Particulars of past three Annual General Meetings (AGMs)/ Extra-ordinary General Meeting (EGM)

Year	Location	Date & Time	Special Resolutions passed
Annual General Meeting			
2015-16	DLF Club 5, Opposite Trinity Tower, Club Drive, DLF 5, Gurugram – 122 002 (Haryana)	30.08.2016 4.00 P.M.	Approval to offer or invite subscriptions for Non-convertible Debentures including other debt securities in one or more tranches up to an aggregate amount of ₹ 2,500 crore, on private placement basis.
2016-17	DLF Club 5, Opposite Trinity Tower, Club Drive, DLF 5, Gurugram – 122 002 (Haryana)	29.09.2017 12.00 Noon	Approval to offer or invite subscriptions for Non-convertible Debentures including other debt securities in one or more tranches up to an aggregate amount of ₹ 2,500 crore, on private placement basis.
2017-18	DLF Club 5, Opposite Trinity Tower, Club Drive, DLF 5, Gurugram – 122 002 (Haryana)	24.09.2018 2.30 P.M.	Nil
Extra-ordinary General Meeting			
2016-17	DLF Club 5, Opposite Trinity Tower, Club Drive, DLF 5, Gurugram – 122 002 (Haryana)	27.12.2017 11.00 A.M.	(i) Approval for issue of Compulsorily Convertible Debentures and Warrants on preferential basis to promoter/ promoter group entities. (ii) Approval for further issue of equity shares by way of public issue or private placement or a qualified institutions placement, in accordance with the erstwhile Securities and Exchange Board of India (Issue of Capital and Disclosure Requirements) Regulations, 2009.

Postal Ballots

In compliance with the provisions of Section 108 & 110 of the Companies Act, 2013, read with the Companies (Management and Administration) Rules, 2014 and Regulation 44 of the Listing Regulations, the Company provides electronic voting (e-voting) facility, in addition to physical ballot, to all its members. The Company offers e-Voting facility through Karvy Fintech Private Limited to enable the shareholders to cast their votes electronically instead of despatching postal ballot form.

Postal Ballot notices and forms are dispatched, along with prepaid business reply inland letters to registered members/ beneficiaries. The notice is sent by email to members who have opted to receive communication through the electronic mode. The Company also publishes an advertisement in the newspaper declaring the details and requirements as mandated by the Companies Act, 2013 and rules made thereunder.

Members who seek to exercise their votes by physical postal ballot are requested to return the forms, duly completed and signed to the scrutinizer on or before the close of the voting period. Those using the e-voting option are requested to vote before the close of last date of e-voting.

The scrutinizer(s) completes his scrutiny and submits his/ their report to the Chairman/ CEO & Whole-time Director(s)/ Whole-time Director(s) or to any other person authorized by them and the results of the Postal Ballot are announced by the Chairman/ CEO & Whole-time Director(s)/ Whole-time Director(s) or to any other person authorized by them. The results are also displayed on the Company's website viz., www.dlf.in and on the website of Karvy i.e. <https://evoting.karvy.com>, besides being communicated to the stock exchanges. The resolution would be taken as passed on the date of announcement of the Postal Ballot.

During 2018-19, the Company passed the following resolutions by postal ballots:

S. No.	Description	Votes in favour of the resolution		Votes against the resolution	
		No. of votes	% of valid votes	No. of votes	% of valid votes
Postal Ballot Notice dated 12 December 2018					
1.	Special Resolution for further issue of equity shares by way of private placement including qualified institutions placement, in accordance with Securities and Exchange Board of India (Issue of Capital and Disclosure Requirements) Regulations, 2018	1,66,42,64,989	99.999	8,242	0.001

S. No.	Description	Votes in favour of the resolution		Votes against the resolution	
		No. of votes	% of valid votes	No. of votes	% of valid votes
Postal Ballot Notice dated 20 February 2019					
2.	(i) Special Resolution for re-appointment of Dr. Kashi Nath Memani as an Independent Director	1,62,05,80,914	98.0943	3,14,82,910	1.9057
	(ii) Special Resolution for re-appointment of Dr. Dharam Vir Kapur as an Independent Director	1,64,81,76,061	99.7653	38,77,657	0.2347
	(iii) Special Resolution for re-appointment of Mr. Pramod Bhasin as an Independent Director	1,59,15,83,916	96.2857	6,13,96,870	3.7143
	(iv) Special Resolution for re-appointment of Mr. Rajiv Krishan Luthra as an Independent Director	1,59,15,84,672	96.2857	6,13,96,052	3.7143
	(v) Special Resolution for re-appointment of Mr. Ved Kumar Jain as an Independent Director	1,65,08,96,872	99.8526	24,36,736	0.1474
	(vi) Special Resolution for continuation of Mr. Amarjit Singh Minocha as an Independent Director	1,65,28,18,022	99.9688	5,15,771	0.0312

For S. No. 1, the Company appointed Mr. Ashok Tyagi and Mr. Vineet K. Chaudhary, Practicing Company Secretary(ies) as Scrutinizer/ alternate Scrutinizer to conduct the postal ballot in a fair and transparent manner. The Scrutinizer(s) submitted their report to the Chairman and the result was announced on 19 January 2019 at the Corporate Office of the Company.

For S. No. 2, the Company appointed Mr. Vineet K. Chaudhary and Ms. Ashu Gupta, Practicing Company Secretary(ies) as Scrutinizer/ alternate Scrutinizer to conduct the postal ballot in a fair and transparent manner. The Scrutinizer(s) submitted their report to the Chairman and the result was announced on 29 March 2019 at the Corporate Office of the Company.

No special resolution requiring postal ballot is being proposed to be conducted through postal ballot.

Disclosures

a) Material Related Party Transactions

None of the materially significant transactions with any of the related parties was in conflict with the interest of the Company. The major related party transactions are generally with the Company's subsidiaries and associates.

Attention of the members is drawn to the disclosure of transactions with related parties set-out in Note 45 of the Standalone financial statement forming part of the Annual Report.

None of the transactions with any related parties were in conflict with the Company's interest.

The Board of Directors laid down a policy on related party transactions, setting-out the manner how the Company will address related party transactions,

including the material transactions based on the threshold limit applicable to such transactions in accordance with the requirements of the Companies Act, 2013 and the Listing Regulations. The said policy is available on <http://www.dlf.in/images/downloads/Related-Party-Transactions-Policy.pdf>. During 2018-19, the Board of Directors revised the policy in accordance with the amendments in the Companies Act, 2013 and the Listing Regulations. Further, the Board of Directors shall review the said policy at least once every three years for any updation.

b) Dividend Distribution Policy

The Board has laid down Dividend Distribution Policy in compliance with Regulation 43A of the Listing Regulations and the same is available at http://www.dlf.in/images/downloads/170601162837_0001.pdf.

c) Strictures and Penalties

A.(i) The Securities and Exchange Board of India ('SEBI') had issued a Show Cause Notice (SCN) dated 25 June 2013 under Sections 11(1), 11(4), 11A and 11B of the SEBI Act, 1992 ('the SEBI Act') read with Clause 17.1 of the SEBI (Disclosure & Investor Protection) Guidelines, 2000 ('DIP Guidelines') and Regulation 111 of SEBI (Issue of Capital and Disclosure Requirements) Regulations, 2009 ('ICDR Regulations') inter alia alleging that the Company, some of its directors and its erstwhile Chief Financial Officer (CFO), while issuing its Red Herring Prospectus and Prospectus in 2007, had failed to ensure that the Offer Documents contained all material information which is true and correct, to enable the investors to make an informed investment decision in the Issue and actively and knowingly suppressed

several material information and facts in the Offer Documents, leading to misstatements in the Offer Documents so as to mislead and defraud the investors in securities market in connection with the issuance of securities.

The Company filed its Reply to the aforesaid SCN denying the allegations contained therein. The Company participated in the personal hearings before the Hon'ble Whole Time Member of SEBI and thereafter filed written submissions in support of its case.

The Hon'ble Whole Time Member of SEBI however did not find favour with the position espoused by the Company and vide order dated 10 October 2014 restrained the Company, certain directors and its erstwhile CFO from accessing the securities market and prohibited them from buying, selling or otherwise dealing in securities, directly or indirectly, in any manner, whatsoever, for a period of three years.

The Company and other persons aggrieved by the order dated 10 October 2014 filed appeals before the Hon'ble Securities Appellate Tribunal ('Hon'ble SAT'), which vide majority order dated 13 March 2015 allowed all the appeals and the order dated 10 October 2014 passed by SEBI was quashed and set aside.

Assailing the Hon'ble SAT's order dated 13 March 2015, SEBI filed a statutory appeal under Section 15Z of the SEBI Act against the Company before the Hon'ble Supreme Court of India. One Mr. K.K. Sinha, who had sought to intervene in the Company's appeal before the Hon'ble SAT, also filed an appeal before the Hon'ble Supreme Court of India against the SAT Order dated 13 March 2015. On 24 April 2015, the Hon'ble Supreme Court admitted the appeals filed by SEBI and Mr. Sinha against the Company and issued notice on interim application. No stay has been granted by the Hon'ble Supreme Court of India in favour of SEBI and/ or Mr. Sinha.

In or around October 2015, SEBI filed applications before the Hon'ble Supreme Court in some of the pending civil appeals seeking, inter alia, restraint on the Company, its promoters and/ or directors from proceeding with the sale of 15,96,99,999 Cumulative Compulsorily Convertible Preference Shares of DLF Cyber City Developers Ltd. held by Rajdhani Investments & Agencies Private Limited, Buland Consultants and Investments Private Limited and Sidhant Housing and Development Company to third party institutional investors ('the Transaction'). Mr. Sinha also filed applications seeking interim reliefs in relation to the Transaction.

The said applications came up for hearing before the Hon'ble Supreme Court on 4 November 2015. After hearing the counsels appearing for the parties, the Hon'ble Supreme Court of India did not pass any orders restraining the Transaction and simply directed that the said applications be listed along with the appeals.

In or around July 2018, Mr. Sinha filed an application in the appeal filed by him seeking permission to place additional facts and documents on record. In or around May 2019, Mr. Sinha has filed an application in the appeal filed by him seeking certain directions against the Company w.r.t. amounts raised in the IPP/ QIP of 2013 and 2019. These applications, however, have not come up before the Hon'ble Supreme Court of India for hearing.

- (ii) SEBI issued a SCN dated 28 August 2013 under Sections 15HA and 15HB of the SEBI Act and under Rule 4 of the SEBI (Procedure for Holding Inquiry and Imposing Penalties by Adjudicating Officer) Rules, 1995 ('Adjudication Rules') making allegations similar to the SCN dated 25 June 2013. The Company filed its Reply to the same opposing the allegations made against it. Similar SCNs were also issued to three subsidiaries, their directors and certain other entities.

By way of order dated 26 February 2015, the Adjudicating Officer, SEBI imposed monetary penalties upon Company, some of its Directors, its erstwhile CFO, its three subsidiaries and their Directors under Section 15HA and under Section 15HB of the SEBI Act.

The Company and other parties aggrieved by the aforesaid order filed appeals before the Hon'ble SAT against the aforesaid order dated 26 February 2015. When these appeals were listed before Hon'ble SAT on 15 April 2015, SEBI's counsel under instructions stated that during the pendency of the said appeals, the Order dated 26 February 2015 would not be enforced. The Hon'ble SAT vide its order passed on 25 April 2018 held that in view of Hon'ble SAT's majority decision dated 13 March 2015, the SEBI Order dated 26 February 2015 cannot be sustained.

Accordingly, the Hon'ble SAT disposed off the appeals, along with an application for intervention filed by Mr. K.K. Sinha with a direction that these appeals as well as the intervention application, shall stand automatically revived once the Hon'ble Supreme Court disposes of the civil appeals filed by SEBI against the Hon'ble SAT's judgment dated 13 March 2015.

- (iii) The Adjudicating Officer, SEBI passed an order dated 31 May 2018 imposing a penalty of ₹ 10 lakhs

under Section 23H of Securities Contracts (Regulation) Act, 1956 on a disclosure issue pertaining to utilisation of IPO proceeds made by the Company in its quarterly filing for 30 September 2007. The Company, under protest and without prejudice to its legal rights to assail the SEBI Order, has deposited the penalty amount with SEBI.

- B. The Competition Commission of India (CCI) on a complaint filed by the Belaire/ Park Place owners Association had passed orders dated 12 and 29 August 2011 imposing a penalty of ₹ 630 crore on the Company, restraining the Company from formulating and imposing allegedly unfair conditions with buyers in Gurugram and further ordered to suitably modify the alleged unfair conditions on its buyers.

The said orders of CCI were challenged by the Company and COMPAT vide its order dated 19 May 2014 accepted the arguments of the Company that since the agreements were entered into prior to coming into force Section 4 of the Competition Act, 2002 ('the Competition Act'), the clauses of the agreements entered in 2006-07 could not be looked into for establishing contravention of Section 4 of the Competition Act, however COMPAT held that the Company is a dominant player in Gurugram being the relevant market and has abused its dominant position in relation to certain actions which is violative of Section 4 of the Competition Act and has accordingly upheld the penalty imposed by CCI.

Company filed an appeal in the Hon'ble Supreme Court of India against the order dated 19 May 2014 passed by the COMPAT. The Hon'ble Supreme Court of India vide order dated 27 August 2014 admitted the appeal and directed the Company to deposit penalty of ₹ 630 crore in the Court.

In compliance of the order, the Company has deposited ₹ 630 crore with the Hon'ble Supreme Court of India.

The appeals will be listed in due course for arguments before the Hon'ble Supreme Court of India.

d) Compliances

All Returns/ Reports were generally filed within the stipulated time with the Stock Exchanges/ other authorities.

e) Code of Conduct

The Code of Conduct (Code) is applicable to all Directors and employees of the Company including its subsidiaries. The Company has in place Code

including duties of Independent Directors. The Code is comprehensive and ensures good governance and provides for ethical standards of conduct on matters including conflict of interest, acceptance of positions of responsibility, treatment of business opportunities and the like. A copy of the Code is posted on the Company's website <http://www.dlf.in/images/code-of-conduct/Code-of-Conduct.pdf>.

All the Board Members and Senior Management Personnel have affirmed compliance to the Code for the year ended 31 March 2019.

A declaration, in terms of Regulation 26 of the Listing Regulations, signed by the CEOs & Whole-time Director(s) is stated hereunder:

We hereby confirm that:

The compliance to DLF's Code of Conduct for the financial year 2018-19 was affirmed by all members of the Board and Senior Management Personnel of the Company.

	Sd/- Rajeev Talwar <i>CEO & Whole-time Director</i>	Sd/- Mohit Gujral <i>CEO & Whole-time Director</i>
New Delhi 21 May 2019	DIN: 01440785	DIN: 00051538

f) Whistle Blower Policy/ Vigil Mechanism

Pursuant to Section 177 of the Companies Act, 2013 read with Regulation 22 of the Listing Regulations, the Company has in place a whistle blower policy for establishing a vigil mechanism for Directors and employees to report instances of unethical and/ or improper conduct and to take suitable steps to investigate and correct the same. Directors, employees, vendors, customers or any person having dealings with the Company/ subsidiary(ies) may report non-compliance of the policy to the noticed persons.

The Directors and management personnel maintain confidentiality of such reporting and ensure that the whistle blowers are not subjected to any discrimination. No person was denied access to the Audit Committee during the year.

g) Code of Conduct to Regulate, Monitor and Report Trading by Insiders

With a view to prevent trading of securities of the Company by an insider on the basis of unpublished price sensitive information, the Company put in place the 'DLF Code of Conduct to regulate, monitor and report trading by insiders' (the "Code") in pursuance of the Securities and Exchange Board of India (Prohibition of Insider Trading) Regulations, 2015, as amended. The Code aims to regulate, monitor and report

trading of securities by insiders, adherence to SEBI applicable guidelines in letter and spirit and preserving the confidentiality and preventing the misuse of any unpublished price sensitive information. SEBI vide its notification dated 31 December 2018 has extensively revised the SEBI (Prohibition of Insider Trading) Regulations, 2015. Accordingly, the Board of Directors approved the revised code effective 1 April 2019.

- b) Minutes of the board meetings of the unlisted subsidiary companies are placed before the Company's Board, regularly; and
- c) Statements containing significant transactions and arrangements entered into by the unlisted subsidiary companies are regularly placed before the Board of Directors for their review.

The Company has formulated a policy on material subsidiaries in accordance with the requirements of Regulation 16(1)(c) of the Listing Regulations. The object of the policy is to determine the meaning of material subsidiary; the requirement to appoint independent directors; restriction on disposal of shares of a material subsidiary; restriction on transfer of assets of material subsidiary; appointment of secretarial auditor by material subsidiary; and disclosure requirement under the Listing Regulations. During 2018-19, the Board of Directors have revised the policy in accordance with the amendments in the Listing Regulations. The policy on material subsidiaries has been disclosed on the Company's website <http://www.dlf.in/images/downloads/Material-Subsidiary-Policy-Revised.pdf> in compliance to Regulation 16(1)(c) and 46(2)(h) of the Listing Regulations.

Means of Communication

The quarterly and annual financial results and media releases on significant developments in the Company including presentations that have been made from time to time to the media, institutional investors & analysts are posted on the Company's website www.dlf.in and are submitted to the stock exchanges on which the Company's equity shares are listed, to enable them to host on their respective websites.

All stock exchange disclosures and periodical compliance filings like shareholding pattern, corporate governance report, media releases, statement of investor grievance settlement among others are filed electronically on NSE Electronic Application Processing System (NEAPS) & BSE Listing Centre.

The financial results are generally published in at least two widely circulated dailies i.e. Mint in English and Hindustan in Hindi.

Annual Report: In accordance with the provisions of the Companies (Management and Administration) Rules, 2014, the Company will provide Annual Report containing inter-alia, Audited consolidated and standalone financial statements, Auditors' Report, Board Report including Management Discussion & Analysis Report, Business Responsibility Report, Corporate Governance Report including information for the Shareholders, other important information and Notice of the ensuing Annual General

h) Corporate Policy on Prevention, Prohibition and Redressal of Sexual Harassment of Women at Workplace

The Company prohibits any form of sexual harassment and any such incidence is immediately investigated and appropriate action taken in the matter against the offending employee(s) based on the nature and the seriousness of the offence. The Company has in place, a formal corporate policy on Prevention, Prohibition and Redressal of Sexual Harassment of Women at Workplace (the 'Policy') and matters connected therewith or incidental thereto covering all the aspects as contained under the 'The Sexual Harassment of Women at Workplace (Prevention, Prohibition and Redressal) Act, 2013'. Detailed mechanism has been laid down in the Policy for reporting of cases of sexual harassment to 'Internal Complaints Committee' comprising senior officials of the Company and an independent member from NGO, constituted under this Policy for conducting of inquiry into such complaints, recommending suitable action during the pendency and/ or completion of the inquiry including strict disciplinary action including termination of the services. Further, disclosures required in relation to the Sexual Harassment of Women at Workplace (Prevention, Prohibition and Redressal) Act, 2013 is as follows:

Particulars	Nos.
Number of complaints filed during the financial year	Nil
Number of complaints disposed of during the financial year	Nil
Number of complaints pending as on end of the financial year	Nil

Subsidiary Monitoring Framework

All subsidiaries of the Company are managed by their respective Boards having rights and obligations to manage such companies in the best interest of their stakeholders.

As a majority shareholder, the Company monitors and reviews the performance of each company, inter-alia, by the following means:

- a) Financial Statements, in particular, the investments made by the unlisted subsidiary companies, are reviewed regularly by the Audit Committee;

Meeting along with proxy forms electronically, who have opted for the same.

Annual Report is also available on the Company's website www.dlf.in.

Printed copy of the Chairman's Speech is distributed at the Annual General Meeting. The same is also placed on the Company's website www.dlf.in.

Reminders to Investors: Reminders for unclaimed shares, unpaid dividend were sent to the shareholders, as per the Company's records.

Web-based Grievance Redressal System

Members can access to <http://karisma.karvy.com> for any query and/ or grievance and may also access SEBI Complaints Redressal System (SCORES) for online viewing the status and actions taken by the Company/ Registrar and Share Transfer Agent (RTA).

Exclusive Designated e-mail id

The Company has designated a dedicated e-mail id i.e. investor-relations@dlf.in exclusively for investors' servicing for faster registration of their queries and/ or grievances. All investors are requested to avail this facility.

General Shareholders' Information

The Company's registered office is situated in Haryana. The Corporate Identity Number (CIN) allotted to the Company by the Ministry of Corporate Affairs (MCA) is L70101HR1963PLC002484.

a) Annual General Meeting

Date: Tuesday, 30 July 2019

Time: 11.30 A.M.

Venue: DLF Club 5, Opposite Trinity Tower, Club Drive, DLF 5,

Gurugram - 122002 (Haryana)

b) Financial Calendar (tentative)

Financial Year 1 April 2019 to 31 March 2020

Adoption of Quarterly Results for the quarter ending:

30 June 2019	1 st / 2 nd week of August 2019
30 September 2019	1 st / 2 nd week of November 2019
31 December 2019	1 st / 2 nd week of February 2020
31 March 2020	3 rd / 4 th week of May 2020

c) Record Date

Tuesday, 23 July 2019 for payment of dividend.

d) Dividend Payment Date

On or before Thursday, 29 August 2019.

e) Listing on stock exchanges

(i) Equity Shares

The equity shares of the Company of the face value of ₹ 2/- each (fully paid) are listed on the following Stock Exchanges:

a) BSE Limited (BSE)

P.J. Tower, Dalal Street

Mumbai - 400001; and

b) National Stock Exchange of India Limited (NSE)

Exchange Plaza, Bandra Kurla Complex,

Bandra (E), Mumbai-400051.

Stock Code

Bombay Stock Exchange (BSE): 532868

National Stock Exchange (NSE): DLF

The Company has paid the listing fees to BSE & NSE for financial year 2019-20. The Company has also paid annual custody fee for financial year 2018-19 to National Securities Depository Limited (NSDL) & Central Depository Services (India) Limited (CDSL).

The International Securities Identification Number (ISIN) allotted to Company's shares under the Depository System is INE271C01023.

The International Securities Identification Number (ISIN) allotted to Compulsorily Convertible Debentures issued by the Company is INE271C08010.

The International Securities Identification Number (ISIN) allotted to Warrants issued by the Company is INE271C13010.

Outstanding Stock Options

There was no stock option outstanding as on 31 March 2019.

4,08,084 equity shares of ₹ 2/- each were allotted during 2018-19 upon the exercise of stock options, increasing the paid-up share capital by ₹ 8.16 lakhs.

17.30 crore equity shares were allotted at the price of ₹ 183.40 per share through Qualified Institutions Placement in compliance with Securities and Exchange Board of India (Issue of Capital and Disclosure Requirements) Regulations, 2018. Further, 24,97,46,836, Compulsorily Convertible Debentures held by the Promoter Group entities were converted into equal number of equity shares at the rate of ₹ 217.25, thus increasing the paid-up share capital to ₹ 44,144.44 lakhs.

(ii) Debt Instruments

Non-convertible Debentures issued by the Company on private placement basis bearing INE271C07129, INE271C07160, INE271C07137 & INE271C07178 are listed on the Bombay Stock Exchange in its Wholesale Debt Market (WDM) segment.

Debenture Trustee

Vistra ITCL (India) Limited
 The IL&FS Financial Centre
 Plot no. C-22, G Block, 7th Floor
 Bandra Kurla Complex, Bandra (E)
 Mumbai – 400051

Contact Person: Mr. Jatin Chonani (Assistant Vice President/ Compliance & Risk)

Ph: +91 22 26593219

Fax: +91 22 26533297

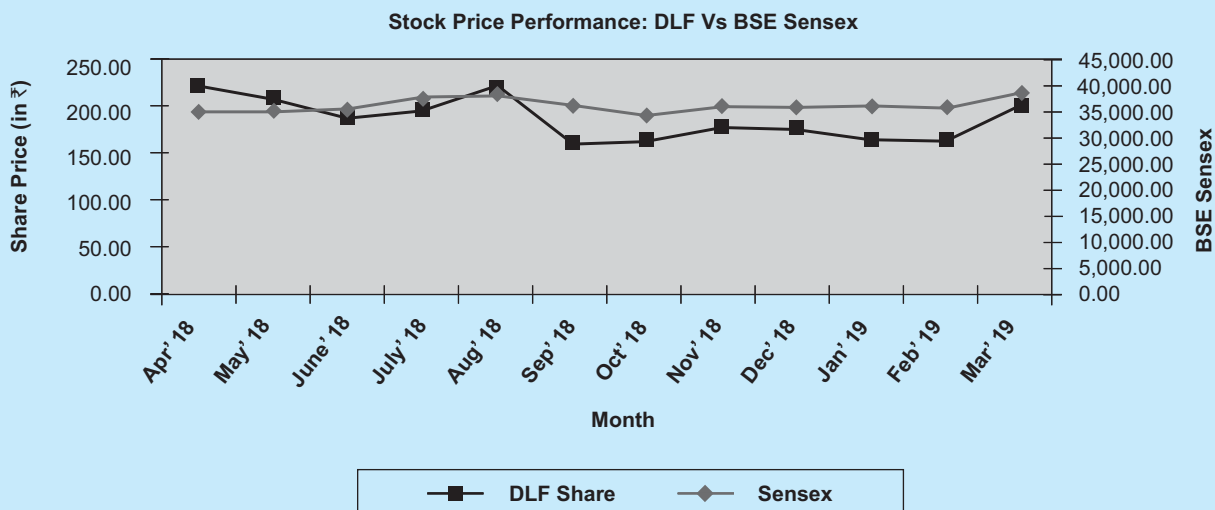
Email id: itclcomplianceofficer@vistra.com

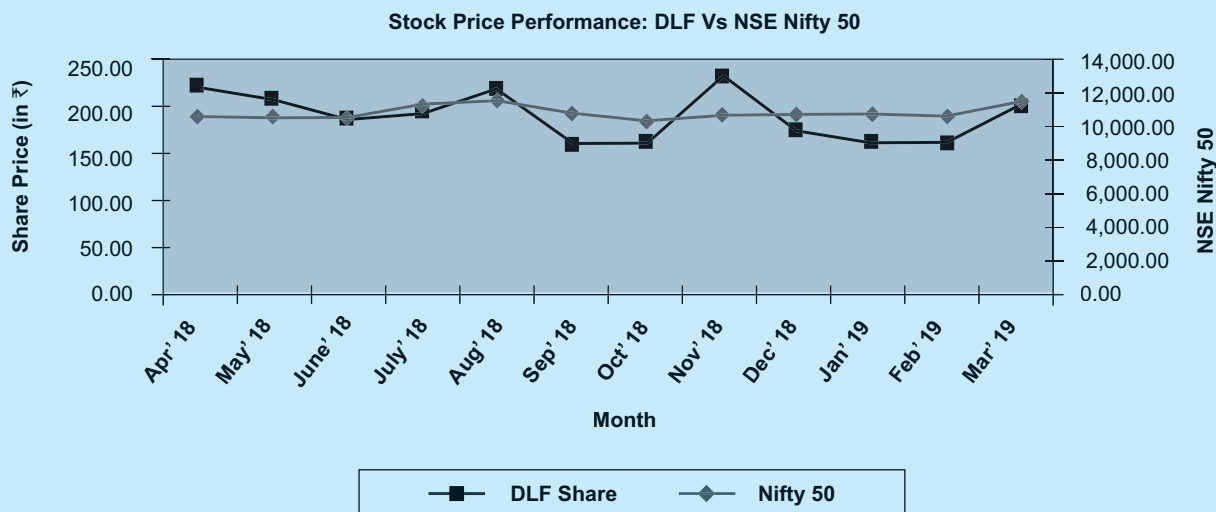
Website: www.vistraitcl.com

f) Stock Market Data

Month	National Stock Exchange (NSE)			Bombay Stock Exchange (BSE)		
	High (₹)	Low (₹)	Volume	High (₹)	Low (₹)	Volume
April 2018	226.15	197.60	14,14,89,231	226.00	197.60	89,49,747
May 2018	224.30	183.25	13,53,07,115	224.10	183.30	94,62,991
June 2018	210.95	183.80	9,61,72,748	210.95	183.00	70,41,409
July 2018	198.85	168.00	11,61,99,675	198.40	168.00	88,02,238
August 2018	223.50	184.05	15,22,90,068	223.40	184.20	1,07,26,940
September 2018	216.55	159.60	14,96,92,466	216.65	159.90	1,13,20,259
October 2018	166.50	142.00	20,97,60,928	166.50	141.20	1,58,58,587
November 2018	183.50	161.75	10,35,80,590	183.25	162.00	90,55,678
December 2018	193.70	163.00	12,99,90,064	193.85	163.50	1,08,86,826
January 2019	187.75	143.10	14,44,39,320	187.70	144.70	1,08,85,069
February 2019	181.05	152.05	14,84,12,508	180.70	152.10	1,04,82,961
March 2019	206.40	165.20	19,06,76,001	206.55	165.25	1,30,44,142

(Source: NSE & BSE websites)

g) Performance in comparison to BSE Sensex and NSE Nifty 50



h) Registrar and Share Transfer Agent (RTA)

Karvy Fintech Private Limited, (formerly Karvy Computershare Private Limited) Karvy Selenium Tower B, Plot No. 31-32, Gachibowli, Financial District, Nanakramguda, Hyderabad - 500032, Phone No. 040-67162222; Fax No. 040-23420814; e-mail: einward.ris@karvy.com; Contact Person: Ms. Varalakshmi, Assistant General Manager (RIS); (Website: www.karvy.com) is the Registrar and Share Transfer Agent (RTA) Karvy is also the depository interface of the Company with both National Securities Depository Limited and Central Depository Services (India) Limited.

i) Share Transfer Mechanism

The share transfer requests received in physical form are processed through the Registrar and Share Transfer Agent within 6-7 days from the date of receipt, subject to the completeness of documents in all aspects. The share certificates duly endorsed are returned immediately to the shareholders by RTA. To expedite the process of share transfer, the Board delegated the power of share transfer/ transmission etc. to the Company Secretary. The details of transfers/ transmission so approved from time to time are placed before the Stakeholders Relationship Committee and the Board for noting and confirmation.

SEBI, vide its notification dated 8 June 2018, amended the Listing Regulations and mandated that the transfer of securities would be carried out in dematerialised form only effective from 1 April 2019. Accordingly, requests for effecting the transfer of physical securities shall not be processed unless the securities are held in a dematerialised form with the depository with

effect from 1 April 2019. Therefore, the Registrar and Share Transfer Agent and the Company will not accept any request for the transfer of shares in a physical form from 1 April 2019. This restriction shall not be applicable to the request received for transmission or transposition of physical shares. Shareholders are accordingly requested to get in touch with any Depository Participant having registration with SEBI to open a demat account or alternatively, contact the office of the RTA to guide shareholders in the demat procedure.

Pursuant to Regulation 7(2) of the Listing Regulations, Compliance Certificate jointly signed by Compliance officer and authorized representative of RTA certifying compliance regarding maintenance of securities transfer facilities; Certificates for timely dematerialisation of the shares as per SEBI (Depositories and Participants) Regulations, 1996; and Reconciliation of the Share Capital Audit obtained from a practicing Company Secretary have been submitted to stock exchanges within the stipulated time.

j) Investors' Relations

The investors' relations function seeks to serve promptly, efficiently and with constant interface the Company's large institutional shareholder base comprising foreign institutional investors, financial institutions, banks, mutual funds & insurance companies. All queries from any shareholder are promptly attended.

The function assists the investor community in better understanding the Company's strategy, vision and long-term growth plans in order to take informed decisions on their investment.

k) Share Ownership Pattern

S. No.	Category	As on 31.03.2019	
		No. of Shares held	%age
1.	Promoter and Promoter Group	1,58,71,39,107	71.91
2.	Directors & their Relatives	5,44,837	0.02
3.	Foreign Institutional Investors & OCBs	46,95,15,547	21.27
4.	NRIs & Foreign Nationals	25,79,029	0.12
5.	Mutual Funds & UTI	2,05,47,427	0.94
6.	Banks, FIs, NBFCs & Insurance Companies	52,82,185	0.24
7.	Bodies Corporate	1,86,49,369	0.84
8.	Public	10,22,62,958	4.63
9.	Investor Education and Protection Fund	7,01,489	0.03
Total		2,20,72,21,948	100.00

l) Distribution of Shareholding by Size as on 31 March 2019

S. No.	Category (Shares)	Holders	% of Total Holders	Shares	% of Total Shares
1.	1 - 500	3,05,196	96.29	2,21,18,211	1.00
2.	501 - 1000	5,905	1.86	46,04,298	0.21
3.	1001 - 2000	2,457	0.78	37,26,780	0.17
4.	2001 - 3000	843	0.27	21,85,697	0.10
5.	3001 - 4000	394	0.12	14,38,720	0.07
6.	4001 - 5000	391	0.12	18,54,531	0.08
7.	5001 - 10000	599	0.19	44,63,047	0.20
8.	10001 - 20000	394	0.12	57,36,873	0.26
9.	20001 and above	784	0.25	2,16,10,93,791	97.91
Total		3,16,963	100.00	2,20,72,21,948	100.00

m) Dematerialisation of Shares

The equity shares of the Company are tradable in the compulsory dematerialised segment of the Stock Exchanges and available in a depository system of National Securities Depository Limited and Central Depository Services (India) Limited.

As on 31 March 2019, 1,95,38,53,466 Equity Shares were in a dematerialised form and the remaining in the physical form. The Company has issued 24,97,46,836 Equity Shares of ₹ 2/- each upon the conversion of Compulsorily Convertible Debentures on 29 March 2019 to promoter/ promoter group entities. However, the Company was in the process for carrying out corporate action with NSDL and CDSL for credit of shares into the demat accounts of the promoter/ promoter group entities.

n) Dividend History

(₹ in million)

Year	Rate (%)	Amount
2013-14	100	3,563.54
2014-15	100	3,565.83
2015-16 (Interim)	100	3,567.43
2016-17	100	3,568.11
2017-18 (Interim)	60	2,140.88
(Final)	40	1,427.46

o) Transfer of Unpaid/ Unclaimed Dividend Amount/ Shares to Investor Education and Protection Fund (IEPF) Authority

As per the provisions of Section 124 and 125 of the Companies Act, 2013 read with the Investor Education

and Protection Fund (Accounting, Audit, Transfer and Refund) Rules, 2016, as amended dividend not encashed/ claimed by the shareholders within seven years from the date of transfer to unpaid dividend account are to be transferred to the Investor Education and Protection Fund (IEPF) Authority.

The IEPF Rules also mandate the companies to transfer the shares of members whose dividends remain unpaid/ unclaimed for a period of seven consecutive years to demat account of IEPF Authority. The members whose dividend/ shares are transferred to IEPF Authority, can claim their dividend/ shares from the Authority.

In view of the above, the Company has transferred an amount of ₹ 88,92,878 pertaining to unpaid/ unclaimed dividend for the FY 2010-11 and 1,13,050 Equity Shares to IEPF Authority during the financial year 2018-19.

The Company appointed Nodal Officer(s) under the provisions of IEPF, the details of which are available on the website of the Company.

In accordance with the Investor Education and Protection Fund (Accounting, Audit, Transfer and Refund) Rules, 2016, as amended, the Company is in the process of sending notices to all shareholders whose shares are due to be transferred to the IEPF Authority in FY 2019-20 and will simultaneously publish newspaper advertisements.

The Company uploaded the details of unpaid/ unclaimed amounts lying with the Company as on

24 September 2018 (date of last AGM) on the Company's website and on the website of Ministry of Corporate Affairs at www.iepf.gov.in. The Members who have not encashed their dividend warrants within their validity period may write to the Company at its Registered Office or Karvy Fintech Private Limited, Registrar and Share Transfer Agent of the Company for obtaining duplicate warrants/ or payment in lieu of such warrants in the form of the demand draft.

Given below are the dates when the unclaimed dividend is due for transfer to IEPF Authority by the Company:

Financial Year	Date of Declaration	Due Date of Transfer to IEPF Authority*
2011-12	07.09.2012	13.10.2019
2012-13	12.08.2013	12.09.2020
2013-14	29.08.2014	28.09.2021
2014-15	28.08.2015	27.09.2022
2015-16 (Interim)	17.03.2016	18.04.2023
2016-17	29.09.2017	31.10.2024
2017-18 (Interim)	20.03.2018	19.04.2025
(Final)	24.09.2018	29.10.2025

*indicative date(s), actual may vary.

p) Equity Shares in Suspense Accounts

Pursuant to Part F of Schedule V of the Listing Regulations, the Company reports the following details:

Particulars	Demat		Physical	
	Number of Shareholders	Number of Equity Shares	Number of Shareholders	Number of Equity Shares
Aggregate number of shareholders and the outstanding shares in the suspense accounts lying as on 1 April 2018.	7	720	9	42,000
Number of shareholders who approached the Company for transfer of shares from suspense accounts during the year.	0	0	6	35,000
Number of shareholders to whom shares were transferred from the suspense accounts during the year.	0	0	6	35,000
Aggregate number of shareholders and the outstanding shares in the suspense accounts lying as on 31 March 2019.	7	720	3	7,000

The voting rights on the shares outstanding in the suspense accounts as on 31 March 2019 shall remain frozen till the rightful owner of such shares claims the shares.

q) Outstanding GDRs/ ADRs/ Warrants or any Convertible instruments

During 2017-18, the Company issued 37,97,46,836, Compulsorily Convertible Debentures (CCDs) of ₹ 217.25 each at par convertible into equal number of Equity Shares of ₹ 2/- each of the Company, on a preferential basis to Promoter/ Promoter Group entities. During the year, 24,97,46,836, CCDs held by Promoter/ Promoter Group entities were converted into equal number of Equity Shares at the price of ₹ 217.25 per Equity Share (including premium of ₹ 215.25 per share) and remaining 13,00,00,000 CCDs are pending for conversion on or before 28 June 2019.

During 2017-18, the Company also issued 13,80,89,758 Warrants of ₹ 217.25 each exercisable into equal number of Equity Shares of ₹ 2/- each of the Company on a preferential basis to Promoter/ Promoter Group entities. The said Warrants are required to be exercised on or before 28 June 2019 upon the receipt of requests and balance money from the Promoter/ Promoter Group entities.

Upon the conversion of CCDs and exercise of Warrants, the promoter/ promoter group shareholding would increase to 74.95% approximately.

The Company has not issued any GDRs/ ADRs except stock options to employees.

r) Commodity Price Risk/ Foreign Exchange Risk and Hedging Activities

The details of foreign exchange exposures as on 31 March 2019 are disclosed in Notes to the standalone financial statements.

s) Plant Locations

The Company does not have any manufacturing or processing plants. The Registered Office of the Company is situated at Shopping Mall, 3rd Floor, Arjun Marg, Phase-I, DLF City, Gurugram -122002, Haryana.

The Corporate Office of the Company is located at DLF Gateway Tower, R Block, DLF City, Phase-III, Gurugram – 122002, Haryana.

t) Address for Correspondence

(i) Investor Correspondence

For transmission/ transposition/ dematerialisation of equity shares, non-receipt of dividend and any other queries relating to the equity shares, Investors may write to:

Karvy Fintech Private Limited

Unit: **DLF Limited**

Karvy Selenium Tower B

Plot No.31 - 32, Gachibowli
Financial District, Nanakramguda

Hyderabad - 500032

Phone No. 040-67162222

Fax No. 040-23420814

E-mail: einward.ris@karvy.com

Website: www.karvy.com

Contact Person:

Ms. Varalakshmi, Asst. General Manager (RIS)

For dematerialisation of equity shares, the investors shall get in touch with their respective depository participant(s).

(ii) Any query on Annual Report

The Company Secretary

DLF Limited

DLF Gateway Tower, R Block,

DLF City, Phase-III,

Gurugram - 122002, Haryana

u) Credit ratings

CRISIL has reaffirmed Long-Term/ Non-convertible Debentures Rating A+/ Stable and Short-Term/ Short-Term Debt Rating of CRISIL A1.

ICRA has reaffirmed long-term rating at [ICRA]A+ (positive) and the short-term rating at [ICRA]A1.

v) Details of utilization of funds raised through preferential allotment or qualified institutions placement

During the financial year 2017-18, the Company had received ₹ 9,000.10 crore by way of allotment of Compulsorily Convertible Debentures and Warrants on preferential basis. The said amount has been utilized towards repayment of loans and investment in subsidiary companies.

The Company has also received a sum of ₹ 3,172.82 crore by way of issuance of 17.30 crore Equity Shares of ₹ 2/- each at a premium of ₹ 183.40 per Equity Share. The Company has not utilized any fund till 31 March 2019.

Compliance Certificate from the Auditors

Certificate from the Statutory Auditors of the Company, S.R. Batliboi & Co. LLP, Chartered Accountants, confirming compliance with the conditions of Corporate Governance as stipulated under Regulations 17 to 27 and clauses (b) to (i) of Regulation 46(2) and paragraphs C, D and E of Schedule V of the Listing Regulations is annexed to this Report forming part of the Annual Report.

Adoption of Mandatory and Non-mandatory Requirements

Apart from complying with all the mandatory requirements, the Company has adopted following non-mandatory requirements as specified in Regulation 27(1) of the Listing Regulations:

- (a) **Financial Statements:** The financial statements of the Company, on standalone basis, are unqualified.
- (b) **Separate Post of Chairman & CEO:** Dr. K.P. Singh is the Chairman, Mr. Mohit Gujral and Mr. Rajeev Talwar are the Chief Executive Officer(s) & Whole-time Director(s).
- (c) The Internal Auditors of the Company directly report to the Audit Committee.

Certificate from CEO and GCFO

In terms of Regulation 17(8) of the Listing Regulations, Compliance Certificate issued by Chief Executive Officer(s) and Group Chief Financial Officer is annexed to this Report.

Reconciliation of Share Capital

The certificate of Reconciliation of Share Capital Audit confirming that the total issued capital of the Company is in agreement with the total number of shares in physical form and the total number of dematerialised shares held with NSDL and CDSL, is placed before the Board on quarterly basis and also submitted to the stock exchanges.

Fee to Statutory Auditors

The fee paid to the Statutory Auditors for the FY 2018-19 was ₹ 244.00 lakhs (previous year: ₹ 192.53 lakhs) including other certification fee plus applicable taxes and out-of-pocket expenses.

The Company and its subsidiaries have paid fees of ₹ 1,456.40 lakhs (including taxes) to the Statutory Auditors and all entities in the network firm/ network entities of Statutory Auditors for the FY 2018-19.

Investors

The website of the Company www.dlf.in carries information on Financial Results, Corporate Announcements, Presentations, Credit Rating and Institutional Investors/ Analysts Query, in addition to other relevant information for investors.

Chief Executive Officer (CEO) and Group Chief Financial Officer (GCFO) Certification

The Board of Directors
DLF Limited

Pursuant to the provisions of Regulation 17(8) of the Listing Regulations, we hereby certify that:

- (a) We have reviewed financial statements and the cash flow statement for the financial year 2018-19, on standalone and consolidated basis and that to the best of our knowledge and belief:
 - (i) these statements do not contain any materially untrue statement or omit any material fact or contain statements that might be misleading;
 - (ii) these statements together present a true and fair view of the Company's affairs and are in compliance with existing accounting standards, applicable laws and regulations.
- (b) There are, to the best of our knowledge and belief, no transactions entered into by the Company during the financial year 2018-19 which are fraudulent, illegal or violative of the Company's code of conduct.
- (c) We accept responsibility for establishing and maintaining internal controls for financial reporting and that we have evaluated the effectiveness of internal control systems of the Company pertaining to financial reporting and we have disclosed to the Auditors and the Audit Committee, deficiencies in the design or operation of such internal controls, if any, of which we are aware and that we have taken all necessary steps to rectify these deficiencies.
- (d) We have indicated to the Auditors and the Audit Committee:
 - (i) significant changes, if any, in internal control over financial reporting during the financial year 2018-19;
 - (ii) significant changes, if any, in accounting policies during the financial year 2018-19 and that the same have been disclosed in the notes to the financial statements; and
 - (iii) instances of significant fraud of which we are aware and the involvement therein, if any, of the management or an employee having a significant role in the Company's internal control system over financial reporting.

	Ashok Kumar Tyagi	Rajeev Talwar	Mohit Gujral
	Whole-time Director & Group CFO	CEO & Whole-time Director	CEO & Whole-time Director
New Delhi 21 May 2019	DIN:00254161	DIN:01440785	DIN:00051538

Independent Auditor's Report on compliance with the conditions of Corporate Governance as per provisions of Chapter IV of Securities and Exchange Board of India (Listing Obligations and Disclosure Requirements) Regulations, 2015

The Members

DLF Limited

Shopping Mall, 3rd Floor, Arjun Marg

Phase 1, DLF City, Gurugram - 122002

1. The Corporate Governance Report prepared by DLF Limited (hereinafter the "Company"), contains details as required by provisions of Chapter IV Securities and Exchange Board of India (Listing Obligations and Disclosure Requirements) Regulations, 2015, as amended ("the Listing Regulations") ('Applicable criteria') for the year ended March 31, 2019. This report is required by the Company for annual submission to the Stock exchange and to be sent to the shareholders of the Company.

Management's Responsibility

2. The preparation of the Corporate Governance Report is the responsibility of the Management of the Company including the preparation and maintenance of all relevant supporting records and documents. This responsibility also includes the design, implementation and maintenance of internal control relevant to the preparation and presentation of the Corporate Governance Report.
3. The Management along with the Board of Directors are also responsible for ensuring that the Company complies with the conditions of Corporate Governance as stipulated in the Listing Regulations, issued by the Securities and Exchange Board of India.

Auditor's Responsibility

4. Pursuant to the requirements of the Listing Regulations, our responsibility is to express a reasonable assurance in the form of an opinion whether the Company has complied with the specific requirements of the Listing Regulations referred to in paragraph 1 above.
5. We conducted our examination of the Corporate Governance Report in accordance with the Guidance Note on Reports or Certificates for Special Purposes and the Guidance Note on Certification of Corporate Governance, both issued by the Institute of Chartered Accountants of India ("ICAI"). The Guidance Note on Reports or Certificates for Special Purposes requires that we comply with the ethical requirements of the Code of Ethics issued by the Institute of Chartered Accountants of India.

6. We have complied with the relevant applicable requirements of the Standard on Quality Control (SQC) 1, Quality Control for Firms that Perform Audits and Reviews of Historical Financial Information, and Other Assurance and Related Services Engagements.
7. The procedures selected depend on the auditor's judgement, including the assessment of the risks associated in compliance of the Corporate Governance Report with the applicable criteria. Summary of key procedures performed include:
 - i. Reading and understanding of the information prepared by the Company and included in its Corporate Governance Report;
 - ii. Obtained and verified that the composition of the Board of Directors w.r.t. Executive and Non-Executive directors has been met throughout the reporting period
 - iii. Obtained and read the Register of Directors and Key Managerial Personnel with their shareholdings as on 31 March 2019 and verified that at least one women director was on the Board during the year;
 - iv. Obtained and read the minutes of the following meetings held from 1 April 2018 to 31 March 2019:
 - (a) Board of Directors;
 - (b) Audit Committee;
 - (c) Annual General Meeting (AGM);
 - (d) Corporate Governance Committee;
 - (e) Committee of Directors;
 - (f) Finance Committee;
 - (g) Corporate Social Responsibility Committee;
 - (h) Nomination and Remuneration Committee;
 - (i) Stakeholders Relationship Committee;
 - (j) Risk Management Committee; and
 - (k) Securities Issuance Committee.
 - v. Obtained necessary representations and declarations from directors of the Company including the independent directors; and
 - vi. Performed necessary inquiries with the management and also obtained necessary specific representations from management.

The above-mentioned procedures include examining evidence supporting the particulars in the Corporate Governance Report on a test basis. Further, our scope of work under this report did not involve us performing audit tests for the purposes of expressing an opinion on the

fairness or accuracy of any of the financial information or the financial statements of the Company taken as a whole.

Opinion

8. Based on the procedures performed by us as referred in paragraph 7 above, and according to the information and explanations given to us, we are of the opinion that the Company has complied with the conditions of Corporate Governance as stipulated in the Listing Regulations, as applicable for the year ended 31 March 2019, referred to in paragraph 1 above.

Other matters and Restriction on Use

9. This report is neither an assurance as to the future viability of the Company nor the efficiency or effectiveness with which the management has conducted the affairs of the Company.
10. This report is addressed to and provided to the members of the Company solely for the purpose of enabling it to

comply with its obligations under the Listing Regulations with reference to compliance with the relevant regulations of Corporate Governance and should not be used by any other person or for any other purpose. Accordingly, we do not accept or assume any liability or any duty of care or for any other purpose or to any other party to whom it is shown or into whose hands it may come without our prior consent in writing. We have no responsibility to update this report for events and circumstances occurring after the date of this report.

for **S.R. Batliboi & CO. LLP**

Chartered Accountants

ICAI Firm Registration Number: 301003E/E300005

per **Manoj Kumar Gupta**

Partner

New Delhi
21 May 2019

Membership No.: 083906
UDIN: 19083906AAAAAJ1578

SAFETY

We value customer safety and security

Only company, across the globe, to get 11 'Swords of Honour' in a single audit year by British Safety Council


Highest Honour in Safety

The 11 winning projects

- DLF Cybercity & Office Complexes, Gurugram (17 Office buildings)
- DLF Centre, Delhi
- DLF IT Park, Hyderabad
- DLF IT Park and DLF IT SEZ, Kolkata
- DLF IT Park & City Centre Mall, Chandigarh
- DLF Cyber Hub, Gurugram
- Multi-level Car Parking in DLF Capitol Point & DLF South Square
- DLF Emporio Mall, Delhi
- DLF Promenade Mall, Delhi
- DLF Mall of India, Noida
- DLF Place, Saket, Delhi



India's first private Fire Station with 90 mtrs. Hydraulic Skylift



Three dedicated fire stations, DLF Cybercity, Chennai, DLF Cybercity and DLF5 in Gurugram

Partners in Safety



Trained fire personnel



Around the clock security

Independent Auditor's Report

To the Members of DLF Limited

Report on the Audit of the Standalone Ind AS Financial Statements

Opinion

We have audited the accompanying standalone Ind AS financial statements of DLF Limited ("the Company"), which comprise the Balance sheet as at 31 March 2019, the Statement of Profit and Loss, including the statement of Other Comprehensive Income, the Cash Flow Statement and the Statement of Changes in Equity for the year then ended and notes to the standalone Ind AS financial statements, including a summary of significant accounting policies and other explanatory information.

In our opinion and to the best of our information and according to the explanations given to us, the aforesaid standalone Ind AS financial statements give the information required by the Companies Act, 2013, as amended ("the Act") in the manner so required and give a true and fair view in conformity with the accounting principles generally accepted in India, of the state of affairs of the Company as at 31 March 2019, its profit including other comprehensive income its cash flows and the changes in equity for the year ended on that date.

Basis for Opinion

We conducted our audit of the standalone Ind AS financial statements in accordance with the Standards on Auditing (SAs), as specified under section 143(10) of the Act. Our responsibilities under those Standards are further described in the 'Auditor's Responsibilities for the Audit of the Standalone Ind AS Financial Statements' section of our report. We are independent of the Company in accordance with the 'Code of Ethics' issued by the Institute of Chartered Accountants of India together with the ethical requirements that are relevant to our audit of the financial statements under the provisions of the Act and the Rules thereunder and we have fulfilled our other ethical responsibilities in accordance with these requirements and the Code of Ethics. We believe that the audit evidence we have obtained is sufficient and appropriate to provide a basis for our audit opinion on the standalone Ind AS financial statements.

Emphasis of Matters

We draw attention to Note no. 50 to the Standalone Ind AS financial statements of the Company which describes the uncertainty relating to outcome of following lawsuits filed against the Company:

- a) In a complaint filed against the Company relating to imposing unfair conditions on buyers, the Competition Commission of India has imposed a penalty of ₹ 63,000 lakhs on the Company which was upheld by Competition Appellate Tribunal. The Company has filed an appeal which is currently pending with Hon'ble Supreme Court of India

and has deposited ₹ 63,000 lakhs as per direction of the Hon'ble Supreme Court of India.

- b) In a writ filed with Hon'ble High Court of Punjab and Haryana, the Company and one of its subsidiary and a joint venture Company have received judgments cancelling the sale deeds of land /removal of structure relating to two IT SEZ/ IT Park Projects in Gurugram. The Company and the subsidiary companies filed Special Leave petitions (SLPs) challenging the orders which is currently pending with Hon'ble Supreme Court of India. The Hon'ble Supreme Court has admitted the matters and stayed the operation of the impugned judgments till further orders in both the cases.
- c) Securities and Exchange Board of India (SEBI) in a complaint filed against the Company, imposed certain restrictions on the Company. The Company had received a favorable order against the appeal in said case from Securities Appellate Tribunal (SAT). SEBI, subsequently, has filed a statutory appeal which is currently pending before Hon'ble Supreme Court. SEBI has also imposed penalties upon the Company, some of its directors, officers, its three subsidiaries and their directors which has been disposed of by SAT with a direction that these appeals will stand automatically revived upon disposal of civil appeal filed by SEBI against aforementioned SAT judgement.

Based on the advice of the external legal counsels, no adjustment has been considered in these standalone Ind AS financial statements by the management in respect of above matters. Our report is not modified in respect of these matters.

Key Audit Matters

Key audit matters are those matters that, in our professional judgment, were of most significance in our audit of the standalone Ind AS financial statements for the financial year ended 31 March 2019. These matters were addressed in the context of our audit of the standalone Ind AS financial statements as a whole and in forming our opinion thereon and we do not provide a separate opinion on these matters. For each matter below, our description of how our audit addressed the matter is provided in that context.

We have determined the matters described below to be the key audit matters to be communicated in our report. We have fulfilled the responsibilities described in the Auditor's responsibilities for the audit of the standalone Ind AS financial statements section of our report, including in relation to these matters. Accordingly, our audit included the performance of procedures designed to respond to our assessment of the risks of material misstatement of the standalone Ind AS financial statements. The results of our audit procedures, including the procedures performed to address the matters below, provide the basis for our audit opinion on the accompanying standalone Ind AS financial statements.

Key audit matters	How our audit addressed the key audit matter
Revenue recognition for real estate projects (as described in note 61 to the standalone Ind AS financial statements)	
<p>The Company has adopted Ind AS 115 - Revenue from Contracts with Customers, mandatory for reporting periods beginning on or after April 1, 2018.</p> <p>The Company has applied the modified retrospective approach to contracts that were not completed as at April 01, 2018 and has given impact of Ind AS 115 application by debit to retained earnings as at the said date by ₹ 396,399.66 lakhs (net of tax).</p> <p>The application of Ind AS 115 has impacted the Company's accounting for recognition of revenue from real estate projects, which is now being recognised at a point in time upon the Company satisfying its performance obligation and the customer obtaining control of the underlying asset.</p> <p>Considering application of Ind AS 115 involves significant judgment in identifying performance obligations and determining when 'control' of the asset underlying the performance obligation is transferred to the customer and the transition method to be applied, the same has been considered as key audit matter.</p>	<p>Our audit procedures included:</p> <ul style="list-style-type: none"> • We have read the Company's revenue recognition accounting policies and assessed compliance of the policies with Ind AS 115; • We tested the computation of the adjustment to retained earnings balance as at April 1, 2018 in view of adoption of Ind AS 115 as per the modified retrospective method; • We obtained and understood revenue recognition process including identification of performance obligations and determination of transfer of control of the asset underlying the performance obligation to the customer; • We have read the legal opinion obtained by the Company to determine the point in time at which the control is transferred in accordance with the underlying agreements; • We tested, revenue related transactions with the underlying customer contracts, sale deed and handover documents, evidencing the transfer of control of the asset to the customer based on which revenue is recognized; • We assessed the revenue-related disclosures included in Note 61 to the financial statements.
Claims, litigations and contingencies (as described in note 50 to the standalone Ind AS financial statements)	
<p>The Company is having various ongoing litigations, court and other legal proceedings before tax and regularity authorities and courts, which could have significant financial impact if the potential exposure were to materialize.</p> <p>Management estimates the possible outflow of economic resources based on legal counsel opinion and available information on the legal status of the proceedings.</p> <p>Considering the determination by the management of whether and how much, to provide and / or disclose for such contingencies involves significant judgement and estimation, the same has been considered as key audit matter.</p>	<p>Our audit procedures included:</p> <ul style="list-style-type: none"> • We understood management's process relating to the identification and impact analysis of claims, litigations and contingencies; • We analyzed responses obtained from the legal advisors. • We have obtained confirmation letters from legal counsels; • We have read the minutes of meetings of the Audit Committee and the Board of Directors of the Company related to noting of status of material litigations; • We have assessed management's assumptions and estimates related to disclosures of contingent liabilities in the financial statements.
Assessing the carrying value of Inventory (as described in note 12 to the standalone Ind AS financial statements)	
<p>The Company's inventory comprise of ongoing and completed real estate projects, unlaunched projects and development rights. As at 31 March 2019, the carrying values of inventories amounts to ₹ 1,135,726.23 lakhs.</p> <p>The inventories are carried at the lower of the cost and net realizable value ('NRV'). The determination of the NRV involves estimates based on prevailing market conditions, current prices and expected date of commencement and completion of the project, the estimated future selling price, cost to complete projects and selling costs.</p> <p>Considering significance of the amount of carrying value of inventories in the financial statements and the involvement of significant estimation and judgement in such assessment of NRV, the same has been considered as key audit matter.</p>	<p>Our audit procedures/ testing included, among others:</p> <ul style="list-style-type: none"> • We read and evaluated the accounting policies and disclosures made in the financial statements with respect to inventories; • We understood and reviewed the management's process and methodology of using key assumptions for determination of NRV of the inventories; • We have tested the NRV of the inventories to its carrying value in books on sample basis. • Where the Company involved specialists to perform valuations, we also performed the following procedures: <ul style="list-style-type: none"> ◦ We obtained and read the valuation report used by the management for determining the NRV; ◦ We considered the independence, competence and objectivity of the specialist involved in determination of valuation. ◦ Involved experts to review the assumptions used by the management specialists.

Key audit matters	How our audit addressed the key audit matter
Assessing impairment of Investments in subsidiary, joint venture and associate entities (as described in note 6A to the standalone Ind AS financial statements)	
<p>The Company has significant investments in its subsidiaries, joint ventures and associates. As at 31 March 2019, the carrying values of Company's investment in its subsidiaries, joint ventures and associate entities amounts to ₹ 953,590.24 lakhs.</p> <p>Management reviews regularly whether there are any indicators of impairment of the investments by reference to the requirements under Ind AS 36 "Impairment of Assets".</p> <p>For investments where impairment indicators exist, significant judgments are required to determine the key assumptions used in the discounted cash flow models, such as revenue growth, unit price and discount rates.</p> <p>Considering, the impairment assessment involves significant assumptions and judgement, the same has been considered as key audit matter.</p>	<p>Our procedures in assessing the management's judgement for the impairment assessment included, among others, the following:</p> <ul style="list-style-type: none"> • We assessed the Company's valuation methodology applied in determining the recoverable amount of the investments; • We obtained and read the valuation report used by the management for determining the fair value ('recoverable amount') of its investments; • We considered the independence, competence and objectivity of the management specialist involved in determination of valuation; • We tested the fair value of the investment as mentioned in the valuation report to the carrying value in books; • Made inquiries with management to understand key drivers of the cash flow forecasts, discount rates etc • Involved experts to review the assumptions used by the management specialists. We reviewed the disclosures made in the financial statements regarding such investments.
Assessment of recoverability of deferred tax asset (as described in note 9 to the standalone Ind AS financial statements)	
<p>As at 31 March 2019, the Company has recognized deferred tax assets of ₹ 367,450.55 lakhs on deductible temporary differences and unused tax losses.</p> <p>Recognition of deferred tax assets to the extent that it is probable that taxable profit will be available against which the deductible temporary differences and the carry forward of unused tax credits and unused tax losses can be utilized involves significant management judgement and estimation given that it is based on assumptions such as the likely timing and level of future taxable profits which are affected by expected future market and economic conditions.</p> <p>Considering, this involves significant judgement and estimates, the same has been considered as key audit matter.</p>	<p>Our audit procedures included, amongst others:</p> <ul style="list-style-type: none"> • Obtained an understanding of the process and tested the controls over recording of deferred tax and review of deferred tax at each reporting date; • We tested the computation of the amounts recognized as deferred tax assets; • We evaluated management's assumptions used to determine the probability that deferred tax assets recognized in the balance sheet will be recovered through taxable income in future years, by comparing them against profit trends and future business plans; • We assessed the disclosures on deferred tax included in Note 9 to the financial statements.
Related party transactions (as described in note 45 to the standalone Ind AS financial statements)	
<p>The Company has undertaken transactions with its related parties in the ordinary course of business at arm's length. These include transactions in the nature of investments, loans, sales and purchases, etc. as disclosed in note 45 to the standalone Ind AS financial statements.</p> <p>Considering the significance of transactions with related parties and regulatory compliances thereon, related party transactions and its disclosure as set out in respective notes to the financial statements has been identified as key audit matter.</p>	<p>Our procedures/ testing included the following:</p> <ul style="list-style-type: none"> • Obtained and read the Company's policies, processes and procedures in respect of identifying related parties, obtaining approval, recording and disclosure of related party transactions; • Read minutes of shareholder meetings, board meetings and minutes of meetings of those charged with governance in connection with Company's assessment of related party transactions being in the ordinary course of business at arm's length; • Tested, related party transactions with the underlying contracts, confirmation letters and other supporting documents; • Agreed the related party information disclosed in the financial statements with the underlying supporting documents, on a sample basis.

We have determined that there are no other key audit matters to communicate in our report.

Information Other than the Financial Statements and Auditor's Report thereon

The Company's Board of Directors is responsible for the other information. The other information comprises the Message from

Chairman, Directors' Report, Management Discussion & Analysis report and Corporate Governance Report, but does not include the standalone Ind AS financial statements and our auditor's report thereon.

Our opinion on the standalone Ind AS financial statements does not cover the other information and we do not express any form of assurance conclusion thereon.

In connection with our audit of the standalone Ind AS financial statements, our responsibility is to read the other information and, in doing so, consider whether such other information is materially inconsistent with the financial statements or our knowledge obtained in the audit or otherwise appears to be materially misstated. If, based on the work we have performed, we conclude that there is a material misstatement of this other information, we are required to report that fact. We have nothing to report in this regard.

Responsibilities of Management and those Charged with Governance for the Standalone Ind AS Financial Statements

The Company's Board of Directors is responsible for the matters stated in section 134(5) of the Act with respect to the preparation of these standalone Ind AS financial statements that give a true and fair view of the financial position, financial performance including other comprehensive income, cash flows and changes in equity of the Company in accordance with the accounting principles generally accepted in India, including the Indian Accounting Standards (Ind AS) specified under section 133 of the Act read with the Companies (Indian Accounting Standards) Rules, 2015, as amended. This responsibility also includes maintenance of adequate accounting records in accordance with the provisions of the Act for safeguarding of the assets of the Company and for preventing and detecting frauds and other irregularities; selection and application of appropriate accounting policies; making judgments and estimates that are reasonable and prudent; and the design, implementation and maintenance of adequate internal financial controls, that were operating effectively for ensuring the accuracy and completeness of the accounting records, relevant to the preparation and presentation of the standalone Ind AS financial statements that give a true and fair view and are free from material misstatement, whether due to fraud or error.

In preparing the standalone Ind AS financial statements, management is responsible for assessing the Company's ability to continue as a going concern, disclosing, as applicable, matters related to going concern and using the going concern basis of accounting unless management either intends to liquidate the Company or to cease operations, or has no realistic alternative but to do so.

Those Board of Directors are also responsible for overseeing the Company's financial reporting process.

Auditor's Responsibilities for the Audit of the Standalone Ind AS Financial Statements

Our objectives are to obtain reasonable assurance about whether the standalone Ind AS financial statements as a whole are free from material misstatement, whether due to fraud or error and to issue an auditor's report that includes our opinion. Reasonable assurance is a high level of assurance, but is not a guarantee that an audit conducted in accordance with SAs will always detect a material misstatement when it exists. Misstatements can arise from fraud or error and are considered material if, individually or in the aggregate, they could reasonably be expected to influence the economic decisions of users taken on the basis of these standalone Ind AS financial statements.

As part of an audit in accordance with SAs, we exercise professional judgment and maintain professional skepticism throughout the audit. We also:

- Identify and assess the risks of material misstatement of the standalone Ind AS financial statements, whether due to fraud

or error, design and perform audit procedures responsive to those risks and obtain audit evidence that is sufficient and appropriate to provide a basis for our opinion. The risk of not detecting a material misstatement resulting from fraud is higher than for one resulting from error, as fraud may involve collusion, forgery, intentional omissions, misrepresentations, or the override of internal control.

- Obtain an understanding of internal control relevant to the audit in order to design audit procedures that are appropriate in the circumstances. Under section 143(3)(i) of the Act, we are also responsible for expressing our opinion on whether the Company has adequate internal financial controls system in place and the operating effectiveness of such controls.
- Evaluate the appropriateness of accounting policies used and the reasonableness of accounting estimates and related disclosures made by management.
- Conclude on the appropriateness of management's use of the going concern basis of accounting and, based on the audit evidence obtained, whether a material uncertainty exists related to events or conditions that may cast significant doubt on the Company's ability to continue as a going concern. If we conclude that a material uncertainty exists, we are required to draw attention in our auditor's report to the related disclosures in the financial statements or, if such disclosures are inadequate, to modify our opinion. Our conclusions are based on the audit evidence obtained up to the date of our auditor's report. However, future events or conditions may cause the Company to cease to continue as a going concern.
- Evaluate the overall presentation, structure and content of the standalone Ind AS financial statements, including the disclosures and whether the standalone Ind AS financial statements represent the underlying transactions and events in a manner that achieves fair presentation.

We communicate with those charged with governance regarding, among other matters, the planned scope and timing of the audit and significant audit findings, including any significant deficiencies in internal control that we identify during our audit.

We also provide those charged with governance with a statement that we have complied with relevant ethical requirements regarding independence and to communicate with them all relationships and other matters that may reasonably be thought to bear on our independence and where applicable, related safeguards.

From the matters communicated with those charged with governance, we determine those matters that were of most significance in the audit of the standalone Ind AS financial statements for the financial year ended 31 March 2019 and are therefore the key audit matters. We describe these matters in our auditor's report unless law or regulation precludes public disclosure about the matter or when, in extremely rare circumstances, we determine that a matter should not be communicated in our report because the adverse consequences of doing so would reasonably be expected to outweigh the public interest benefits of such communication.

Other Matters

We did not audit the financial statements and other financial information as regards Company's share of loss of partnership firm (post tax) amounting to ` 211.73 lakhs for the year ended 31 March 2019 included in the accompanying standalone Ind AS financial statements of the Company whose financial statements and other financial information have been audited by the other

auditors whose reports have been furnished to us and our opinion in so far as it relates to Company's share of loss included in respect of the partnership firm investments, is based solely on the report of such other auditor.

The accompanying standalone Ind AS financial statements include unaudited financial statements and other unaudited financial information as regards Company's share in loss of partnership firm (post tax) ₹ 267.26 lakhs for the year ended 31 March 2019. These unaudited financial statements and other unaudited financial information has been furnished to us by the management. Our opinion, in so far as it relates to Company's share of loss in so far as it relates to Company's share of loss included in respect of the partnership firm investments, is based solely on the on such unaudited financial statements and other unaudited financial information. In our opinion and according to the information and explanations given to us by the Management, these financial statements and other financial information are not material to the Company.

Our opinion above on the standalone Ind AS financial statements and our report on Other Legal and Regulatory Requirements below, is not modified in respect of the above matters with respect to our reliance on the work done and the reports of the other auditor and the financial statements and other financial information certified by the Management.

Report on Other Legal and Regulatory Requirements

1. As required by the Companies (Auditor's Report) Order, 2016 ("the Order"), issued by the Central Government of India in terms of sub-section (11) of section 143 of the Act, we give in the "Annexure 1" a statement on the matters specified in paragraphs 3 and 4 of the Order.
2. As required by Section 143(3) of the Act, we report that:
 - (a) We have sought and obtained all the information and explanations which to the best of our knowledge and belief were necessary for the purposes of our audit;
 - (b) In our opinion, proper books of account as required by law have been kept by the Company so far as it appears from our examination of those books;
 - (c) The Balance Sheet, the Statement of Profit and Loss including the Statement of Other Comprehensive Income, the Cash Flow Statement and Statement of Changes in Equity dealt with by this Report are in agreement with the books of account;
 - (d) In our opinion, the aforesaid standalone Ind AS financial statements comply with the Accounting Standards specified under Section 133 of the Act, read with Companies (Indian Accounting Standards) Rules, 2015, as amended;
 - (e) The matter described in 'Emphasis of Matters' paragraph above, in our opinion, may have an adverse effect on the functioning of the Company;
 - (f) On the basis of the written representations received from the directors as on 31 March 2019 taken on record by the Board of Directors, none of the directors is disqualified as on 31 March 2019 from being appointed as a director in terms of Section 164 (2) of the Act;
 - (g) With respect to the adequacy of the internal financial controls over financial reporting of the Company with reference to these standalone Ind AS financial statements and the operating effectiveness of such controls, refer to our separate Report in "Annexure 2" to this report;
 - (h) In our opinion, the managerial remuneration for the year ended 31 March 2019 has been paid/ provided by the Company to its directors in accordance with the provisions of section 197 read with Schedule V to the Act;
 - (i) With respect to the other matters to be included in the Auditor's Report in accordance with Rule 11 of the Companies (Audit and Auditors) Rules, 2014, as amended in our opinion and to the best of our information and according to the explanations given to us:
 - i. The Company has disclosed the impact of pending litigations on its financial position in its standalone Ind AS financial statements - Refer Note 50 to the standalone Ind AS financial statements;
 - ii. The Company has made provision, as required under the applicable law or accounting standards, for material foreseeable losses, if any, on long-term contracts including derivative contracts;
 - iii. There has been no delay in transferring amounts, required to be transferred, to the Investor Education and Protection Fund by the Company.

for **S.R. Batliboi & CO. LLP**

Chartered Accountants

ICAI Firm Registration Number: 301003E/ E300005

per **Manoj Kumar Gupta**

Partner

Membership No.: 083906

New Delhi
21 May 2019

Annexure I referred to in paragraph 1 under “Report on Other Legal and Regulatory Requirements” section of our report of even date

Re: **DLF Limited** (“the Company”)

- (i) (a) The Company has maintained proper records showing full particulars, including quantitative details and situation of the fixed assets comprising of property, plant and equipment and investment properties.
- (i) (b) All fixed assets comprising of property, plant and equipment and investment properties have not been physically verified by the management during the year but there is a regular programme of verification which, in our opinion, is reasonable having regard to the size of the Company and the nature of its assets. No material discrepancies were noticed on such verification.
- (i) (c) According to the information and explanations given by the management, the title deeds of immovable properties included in property, plant and equipment and investment properties are held in the name of the Company, except:
- five immovable properties having gross block of ₹ 1,338.18 lakhs and net block of ₹ 1,338.18 lakhs, title deed for which is in the name of one of the group company and the Company is in process of getting them registered in their name. The Company has constructed building on such land having net block of ₹ 17,389.98 lakhs.
 - one immovable properties which includes land aggregating ₹ 148.75 lakhs as at 31 March 2019 for which title deed is not in the name of the company and the company is in the process of getting the same registered in their name.
 - the title deeds of immovable properties included in investment property amounting to ₹ 45,653 lakhs which, according to the information and explanations given by the management, are pledged with the banks against borrowings taken by subsidiary company and are not available with the Company. The same has not been independently confirmed by the bank and hence we are unable to comment on the same. The Company has constructed building on such land having net block of ₹ 145,517 lakhs.
- (ii) In our opinion, the management has conducted physical verification of inventory at reasonable intervals during the year, except for inventory represented by development rights. Inventories represented by development rights have been confirmed as at 31 March 2019 on the basis of custodian certificates obtained by the management. No material discrepancies were noticed on such physical verification/ confirmations.
- (iii) (a) The Company has granted unsecured loans to companies, firms, or other parties covered in the register maintained under section 189 of the Companies Act, 2013. In our opinion and according to the information and explanations given to us, the terms and conditions of the grant of such loans are not prejudicial to the Company's interest.
- (iii) (b) The Company has granted loans that are re-payable on demand, to companies, firms or other parties covered in the register maintained under section 189 of the Companies Act, 2013. We are informed that the company has not demanded repayment of any such loan during the year and thus, there has been no default on the part of the parties to whom the money has been lent. The payment of interest has been regular.
- (iii) (c) There are no amounts of loans granted to companies, firms or other parties listed in the register maintained under section 189 of the Companies Act, 2013 which are overdue for more than ninety days.
- (iv) In our opinion and according to the information and explanations given to us, provisions of section 185 and 186 of the Companies Act 2013 in respect of loans to directors including entities in which they are interested and in respect of loans and advances given, investments made and, guarantees and securities given have been complied with by the Company.
- (v) The Company has not accepted any deposits within the meaning of Sections 73 to 76 of the Act and the Companies (Acceptance of Deposits) Rules, 2014 (as amended). Accordingly, the provisions of clause 3(v) of the Order are not applicable.
- (vi) We have broadly reviewed the books of account maintained by the Company pursuant to the rules made by the Central Government for the maintenance of cost records under section 148(1) of the Companies Act, 2013, in relation to construction industry and are of the opinion that prima facie, the specified accounts and records have been made and maintained. We have not, however, made a detailed examination of the same.
- (vii) (a) Undisputed statutory dues including provident fund, employees' state insurance, income-tax, sales-tax, service tax, duty of custom, duty, value added tax, goods and service tax, cess and other statutory dues have generally been regularly deposited with the appropriate authorities though there has been a slight delay in a few cases. The provisions relating to duty of excise are not applicable to the Company.
- (vii) (b) According to the information and explanations given to us, no undisputed amounts payable in respect of provident fund, employees' state insurance, income-tax, service tax, sales-tax, duty of custom, value added tax, goods and service tax, cess and other statutory dues were outstanding, at the year end, for a period of more than six months from the date they became payable. The provisions relating to duty of excise are not applicable to the Company.

- (vii) (c) According to the records of the Company, the dues of income-tax, sales-tax, service tax, duty of custom, value added tax, goods and service tax and cess on account of any dispute, are as follows:

Nature of Statute	Nature of dues	Amount (` in lakhs)	Amount paid under protest (` in lakhs)	Period to which the amount relates	Forum where dispute is pending
Income Tax Act, 1961	Tax demands on account of various disallowances during tax assessment	10,072.92	-	2016-17	Commissioner of Income Tax (Appeals)
Income Tax Act, 1961	Tax demands on account of various disallowances during tax assessment	349,044.30	13,089.11	2006-07 to 2015-16	Income Tax Appellate Tribunal
Income Tax Act, 1961	Tax demands on account of various disallowances during tax assessment	31,979.26	-	1992-93 to 2007-08 and 2011-12	Hon'ble High Court of Delhi
Odisha Entry Tax Act 1999	Entry tax demand on purchase of goods in the state of Odisha	0.76	-	2014-15 to 2015-16	Additional Commissioner (Appeals)
West Bengal Entry Tax Act, 2012	Entry tax demand on purchase of goods in the state of West Bengal	5.14	-	2012-13	Hon'ble High Court of Kolkata
Odisha Value Added Tax Act, 1999	Demand of VAT on leased transaction	263.69	-	2009-10 to 2013-14	Hon'ble High Court of Odisha
Odisha Value Added Tax Act, 1999	Demand of VAT on leased transaction	676.56	-	2014-15 to 2015-16	Additional Commissioner (Appeals)
Uttar Pradesh Value Added Tax Act, 2008	Demand of VAT on account of taxable turnover	21.65	11.85	2011-12 to 2015-16	Additional Commissioner (Appeals) Noida
Haryana General Sales Tax Act, 1973	Disallowance of refund	145.01	145.01	1997-98 to 1999- 2000	Hon'ble High Court, Punjab & Haryana
The Finance Act, 2004 and Service tax rules	Denial of Cenvat credit on rent paid and service tax demand on other matters	299.84	280.19	2009-10 to 2012-13	CESTAT, Chandigarh
The Finance Act, 2004 and Service tax rules	Interest on wrong availment of inadmissible Cenvat Credit	221.62	-	2011-12	Commissioner Service Tax
The Finance Act, 2004 and Service tax rules	Demand of service tax on transfer of development rights	4,991.45	850.00	2012-13 to 2015-16	Additional Director General, DGCEI, New Delhi
The Finance Act, 2004 and Service tax rules	Service tax liability in respect of registration charges recovered by the assessee from their customers	1,697.00	-	2015-16	Commissioner CGST, Gurugram
Custom Act, 1962	Classification & Assessment of Goods - Deformed Steel Bars	714.86	-	2008	Commissioner (Appeals), Kandla

- (viii) In our opinion and according to the information and explanations given by the management, the Company has not defaulted in repayment of loans or borrowings to a financial institution, bank or dues to debenture holders. The Company did not have any outstanding loans or borrowings due to government.
- (ix) According to the information and explanations given by the management, the Company has utilized the money raised by way of term loans for the purpose for which they were raised. According to the information and explanations given by the management, the Company has not raised any money way of initial public offer/ further public offer (including debt instruments).
- (x) Based upon the audit procedures performed for the purpose of reporting the true and fair view of the financial statements and according to the information and explanations given by the management, we report that no fraud by the company or no fraud on the Company by the officers and employees of the Company has been noticed or reported during the year.
- (xi) According to the information and explanations given by the management, the managerial remuneration has been paid/ provided in accordance with the requisite approvals mandated by the provisions of section 197 read with Schedule V to the Companies Act, 2013.
- (xii) In our opinion, the Company is not a Nidhi Company. Therefore, the provisions of clause 3(xii) of the order are not applicable to the Company and hence not commented upon.
- (xiii) According to the information and explanations given by the management, transactions with the related parties are in compliance with section 177 and 188 of Companies Act, 2013 where applicable and the details have been disclosed in the notes to the financial statements, as required by the applicable accounting standards.
- (xiv) According to the information and explanations given by the management, the Company has complied with provisions of section 42 of the Companies Act, 2013 in respect of the shares issued through Qualified Institutional Placement during the year. According to the information and

explanations given by the management, we report that the amounts raised were not required for immediate utilization, hence invested partially in fixed deposits and balance remains in current account. Further, as per information and explanations given by management, the Company has converted part of its compulsorily convertible debentures into equity shares during the year, for which money was raised in previous financial year.

- (xv) According to the information and explanations given by the management, the Company has not entered into any non-cash transactions with directors or persons connected with him as referred to in section 192 of Companies Act, 2013.

- (xvi) According to the information and explanations given to us, the provisions of section 45-IA of the Reserve Bank of India Act, 1934 are not applicable to the Company.

for **S.R. Batliboi & CO. LLP**

Chartered Accountants

ICAI Firm Registration Number: 301003E/E300005

per **Manoj Kumar Gupta**

Partner

New Delhi

21 May 2019

Membership No.: 083906

ANNEXURE II TO THE INDEPENDENT AUDITOR'S REPORT OF EVEN DATE ON THE STANDALONE IND AS FINANCIAL STATEMENTS OF DLF LIMITED

Report on the Internal Financial Controls under Clause (i) of Sub-section 3 of Section 143 of the Companies Act, 2013 ("the Act")

We have audited the internal financial controls over financial reporting of DLF Limited ("the Company") as of 31 March 2019 in conjunction with our audit of the standalone Ind AS financial statements of the Company for the year ended on that date.

Management's Responsibility for Internal Financial Controls

The Company's Management is responsible for establishing and maintaining internal financial controls based on the internal control over financial reporting criteria established by the Company considering the essential components of internal control stated in the Guidance Note on Audit of Internal Financial Controls Over Financial Reporting issued by the Institute of Chartered Accountants of India. These responsibilities include the design, implementation and maintenance of adequate internal financial controls that were operating effectively for ensuring the orderly and efficient conduct of its business, including adherence to the Company's policies, the safeguarding of its assets, the prevention and detection of frauds and errors, the accuracy and completeness of the accounting records and the timely preparation of reliable financial information, as required under the Companies Act, 2013.

Auditor's Responsibility

Our responsibility is to express an opinion on the Company's internal financial controls over financial reporting with reference to these standalone Ind AS financial statements based on our audit. We conducted our audit in accordance with the Guidance Note on Audit of Internal Financial Controls Over Financial Reporting (the "Guidance Note") and the Standards on Auditing as specified under section 143(10) of the Companies Act, 2013, to the extent applicable to an audit of internal financial controls and, both issued by the Institute of Chartered Accountants of India. Those Standards and the Guidance Note require that we comply with ethical requirements and plan and perform the audit to obtain reasonable assurance about whether adequate internal financial controls over financial reporting with reference to these standalone Ind AS financial statements was established and maintained and if such controls operated effectively in all material respects.

Our audit involves performing procedures to obtain audit evidence about the adequacy of the internal financial controls over financial reporting with reference to these standalone Ind AS financial statements and their operating effectiveness. Our audit of internal financial controls over financial reporting included obtaining an understanding of internal financial controls over financial reporting with reference to these standalone Ind AS financial statements, assessing the risk that a material weakness exists and testing and evaluating the design and operating effectiveness of internal control based on the assessed risk. The procedures selected depend on the auditor's judgement, including the assessment of the risks of material misstatement of the financial statements, whether due to fraud or error.

We believe that the audit evidence we have obtained is sufficient and appropriate to provide a basis for our audit opinion on the internal financial controls over financial reporting with reference to these standalone Ind AS financial statements.

Meaning of Internal Financial Controls Over Financial Reporting With Reference to these Financial Statements

A company's internal financial control over financial reporting with reference to these standalone Ind AS financial statements is a process designed to provide reasonable assurance regarding the reliability of financial reporting and the preparation of financial statements for external purposes in accordance with generally accepted accounting principles. A company's internal financial control over financial reporting with reference to these standalone Ind AS financial statements includes those policies and procedures that (1) pertain to the maintenance of records that, in reasonable detail, accurately and fairly reflect the transactions and dispositions of the assets of the company; (2) provide reasonable assurance that transactions are recorded as necessary to permit preparation of financial statements in accordance with generally accepted accounting principles and that receipts and expenditures of the company are being made only in accordance with authorizations of management and Directors of the company; and (3) provide reasonable assurance regarding prevention or timely detection of unauthorized acquisition, use, or disposition of the company's assets that could have a material effect on the financial statements.

Inherent Limitations of Internal Financial Controls Over Financial Reporting With Reference to these Standalone Ind AS Financial Statements

Because of the inherent limitations of internal financial controls over financial reporting with reference to these standalone Ind AS financial statements, including the possibility of collusion or improper management override of controls, material misstatements due to error or fraud may occur and not be detected. Also, projections of any evaluation of the internal financial controls over financial reporting with reference to these standalone Ind AS financial statements to future periods are subject to the risk that the internal financial control over financial reporting with reference to these standalone Ind AS financial statements may become inadequate because of changes in conditions or that the degree of compliance with the policies or procedures may deteriorate.

Opinion

In our opinion, the Company has, in all material respects, adequate internal financial controls over financial reporting with reference to these standalone Ind AS financial statements and such internal financial controls over financial reporting with reference to these standalone Ind AS financial statements were operating effectively as at 31 March 2019, based on the internal control over financial reporting criteria established by the Company considering the essential components of internal control stated in the Guidance Note on Audit of Internal Financial Controls Over Financial Reporting issued by the Institute of Chartered Accountants of India.

for **S.R. Batliboi & CO. LLP**
Chartered Accountants

ICAI Firm Registration Number: 301003E/E300005

per **Manoj Kumar Gupta**

Partner

Membership No.: 083906

New Delhi
21 May 2019

Standalone Balance Sheet as at 31 March 2019

(` in lakhs)

	Note	As at 31 March 2019	As at 31 March 2018
ASSETS			
Non-current assets			
Property, plant and equipment	3	28,047.48	30,909.69
Capital work-in-progress	3	1,880.41	1,517.28
Investment property	4	127,395.12	346,975.96
Other intangible assets	5	15,783.46	16,271.71
Investment in subsidiaries, associates, joint ventures and partnership firms	6A	953,590.24	915,399.39
Financial assets			
Investments	6B	9,188.83	9,733.32
Loans	7	45,741.30	47,075.21
Other financial assets	8	13,290.49	4,881.07
Deferred tax assets (net)	9	367,450.55	162,439.10
Non-current tax assets (net)	10	61,377.05	51,228.31
Other non current assets	11	68,163.10	66,647.06
		1,691,908.03	1,653,078.10
Current assets			
Inventories	12	1,135,726.23	973,164.27
Financial assets			
Investments	6C	-	94,959.76
Trade receivables	13	17,080.24	40,491.00
Cash and cash equivalents	14	354,502.85	89,650.37
Other bank balances	15	6,780.50	11,234.43
Loans	7	221,956.11	239,458.01
Other financial assets	8	48,707.16	163,093.21
Other current assets	11	23,065.45	29,615.40
		1,807,818.54	1,641,666.45
Assets classified as held for sale	4	215,811.33	-
		2,023,629.87	1,641,666.45
Total assets		3,715,537.90	3,294,744.55
EQUITY AND LIABILITIES			
Equity			
Equity share capital	16A	44,144.44	35,681.34
Warrants		75,010.36	75,010.36
Other equity	17	2,188,837.84	2,232,786.88
Total Equity		2,307,992.64	2,343,478.58
Non-current liabilities			
Financial liabilities			
Borrowings	18	199,988.66	268,963.97
Trade payables			
(a) total outstanding dues of micro enterprises and small enterprises		-	-
(b) total outstanding dues of creditors other than micro enterprises and small enterprises	19	79,418.65	79,418.65
Other non-current financial liabilities	20	16,249.20	15,808.61
Long-term provisions	21	2,675.17	2,317.18
Other non-current liabilities	22	4,285.24	8,285.64
		302,616.92	374,794.05
Current liabilities			
Financial liabilities			
Borrowings	23	137,897.37	95,599.72
Trade payables			
(a) total outstanding dues of micro enterprises and small enterprises	24	1,442.51	301.91
(b) total outstanding dues of creditors other than micro enterprises and small enterprises	24	70,637.89	81,915.18
Other current financial liabilities	25	127,005.59	247,576.52
Other current liabilities	26	766,116.33	149,294.29
Provisions	21	1,828.65	1,784.30
Total liabilities		1,104,928.34	576,471.92
Total equity and liabilities		3,715,537.90	3,294,744.55
Significant accounting policies	2		

The accompanying notes are an integral part of the Financial Statements

For and on behalf of the Board of Directors of DLF Limited

Ashok Kumar Tyagi
Whole-time Director &
Group Chief Financial Officer
DIN: 00254161

Subhash Setia
Company Secretary

Mohit Gujral
CEO & Whole-time Director
DIN: 00051538

Rajeev Talwar
CEO & Whole-time Director
DIN: 01440785

Rajiv Singh
Vice Chairman
DIN: 00003214

As per report of even date
for **S.R. BATLIBOI & CO. LLP**
ICAI Firm Registration Number: 301003E/E300005
Chartered Accountants

per **Manoj Kumar Gupta**
Partner

Membership Number: 083906

New Delhi
21 May 2019

Standalone Statement of Profit and Loss account for the year ended 31 March 2019

(` in lakhs)

	Note	31 March 2019	31 March 2018
REVENUE			
Revenue from operations	27	329,539.11	305,590.44
Other income	28	41,337.59	74,788.54
Total income		370,876.70	380,378.98
EXPENSES			
Cost of land, plots, development rights, constructed properties and others	29	159,551.81	148,742.98
Employee benefits expense	30	19,771.49	14,387.94
Finance costs	31	73,994.02	102,348.97
Depreciation and amortisation expense	32	12,486.20	13,181.60
Other expenses	33	28,509.00	35,106.08
Total expenses		294,312.52	313,767.57
Profit before exceptional items and tax		76,564.18	66,611.41
Exceptional items (net)	34	-	(12,065.86)
Profit before tax		76,564.18	54,545.55
Tax expense	35a		
Adjustment of tax relating to earlier periods		-	(1,118.47)
Deferred tax		7,805.97	19,143.65
Profit for the year		68,758.21	36,520.37
Other comprehensive income			
Items that will not be reclassified to profit and loss in subsequent periods			
Net (loss)/ gain on fair value of FVTOCI equity instruments		11.23	(387.95)
Income tax effect		(3.92)	89.50
Re-measurement (loss)/ gain on defined benefit plans		(100.48)	57.54
Income tax effect		35.11	(19.91)
Items that will be reclassified to profit or loss in subsequent periods			
Amortisation of forward element of forward contracts and recognition of changes in fair value of hedging instrument		-	1,933.03
Income tax effect		-	(668.98)
Total comprehensive income for the year		68,700.15	37,523.60
Earnings per equity share	36		
Basic (`)		3.85	2.05
Diluted (`)		3.13	1.93
Significant accounting policies	2		

The accompanying notes are an integral part of the Financial Statements

For and on behalf of the Board of Directors of DLF Limited

Ashok Kumar Tyagi
Whole-time Director &
Group Chief Financial Officer
DIN: 00254161

Subhash Setia
Company Secretary

Mohit Gujral
CEO & Whole-time Director
DIN: 00051538

Rajeev Talwar
CEO & Whole-time Director
DIN: 01440785

Rajiv Singh
Vice Chairman
DIN: 00003214

As per report of even date
for **S.R. BATLIBOI & CO. LLP**
ICAI Firm Registration Number: 301003E/E300005
Chartered Accountants

New Delhi
21 May 2019

per **Manoj Kumar Gupta**
Partner
Membership Number: 083906

Standalone Cash Flow Statement for the year ended 31 March 2019

(` in lakhs)

	31 March 2019	31 March 2018
A. OPERATING ACTIVITIES		
Profit before tax	76,564.18	54,545.55
Depreciation, amortisation and impairment expense	12,486.20	13,197.54
Profit on sale of property, plant and equipment (net)	(10.26)	(1,953.82)
Rental income on account of discounting of security deposits and straight lining effect	(6,263.28)	2,393.50
Amounts written off	10.02	495.32
Finance cost (including fair value change in financial instruments)	73,994.02	102,348.97
Interest income (including fair value change in financial instruments)	(35,516.61)	(30,832.62)
Loss from partnership firms (net)	633.58	4,535.26
(Gain)/ Loss on fair valuation of financial instruments through P&L	1,005.90	(1,717.51)
Net foreign exchange differences	(3,058.75)	1,596.32
Unclaimed balances and excess provisions written back	(1,715.11)	(53.53)
Provision for expected credit loss written back	-	(19,125.93)
Dividend income	(3,635.59)	(23,173.68)
(Profit)/ Loss on sale of investments	81.31	(851.18)
Profit on sale of mutual fund	(16.35)	(232.95)
Impairment for doubtful advances/ allowance for expected credit loss	1,922.14	4,631.16
Exceptional items	-	12,065.86
	116,481.40	117,868.26
Working capital adjustments:		
Decrease in trade receivables	3,333.26	16,132.20
Decrease/ (Increase) in inventories	47,534.83	(5,826.47)
Decrease/ (Increase) in other assets	4,592.79	(9,109.39)
(Increase)/ Decrease in loans and other financial assets	(25,496.23)	4,892.22
Decrease in other financial liabilities	(13,945.64)	(7,519.30)
Increase/ (Decrease) in provisions	301.85	(162.66)
(Decrease) in other liabilities	(47,869.42)	(127,436.96)
(Decrease)/ Increase in trade payables	(9,294.38)	19,311.67
	75,638.46	8,149.57
Income taxes paid (net of refund)	(10,148.47)	(5,060.19)
Net cash flow (used in)/ from operating activities (A)	65,489.99	3,089.38
B. INVESTING ACTIVITIES		
Proceeds from sale of property, plant and equipment and capital work-in-progress	95.03	35,050.24
Purchase of property, plant and equipment, investment property and capital work-in-progress	(5,814.13)	(1,835.44)
Purchase of investments in subsidiary companies/ partnership firms	(40,000.01)	(318,949.30)
Share of profit from partnership firm	3,400.00	-
Proceeds from sale of mutual funds	95,294.62	2,693.96
Purchase of mutual funds	(850.00)	-
Investment in fixed deposit with maturity more than 3 months (financial instruments)	(55,871.37)	(1,669,878.09)
Redemption in fixed deposit with maturity more than 3 months (financial instruments)	60,577.92	1,669,815.78
Loans given to subsidiary companies, partnership firms, associates and joint ventures	(206,020.32)	(331,761.08)

Standalone Cash Flow Statement (Contd.)

(` in lakhs)

	31 March 2019	31 March 2018
Loans repaid by subsidiary companies, partnership firms, associates and joint ventures	247,279.17	177,225.90
Interest received	17,508.12	20,526.53
Dividend received	3,635.59	23,173.68
Net cash flow from investing activities (B)	119,234.62	(393,937.82)
C. FINANCING ACTIVITIES		
Proceeds from exercise of share options	8.16	1.28
Proceeds from long-term borrowings (including current maturities)	20,000.00	108,000.00
Repayment of long-term borrowings (including current maturities)	(208,821.04)	(246,266.06)
Proceeds from issue of shares through QIP (net of expenses)	309,414.21	-
Issue of Compulsorily Convertible Debentures	-	825,000.00
Issue of warrants pending allotment	-	75,010.36
Proceeds of short-term borrowings (net)	42,654.28	(205,176.41)
Interest paid	(65,700.77)	(93,044.91)
Increase in restricted bank balances (net)	(252.62)	(69.08)
Dividend paid	(14,021.99)	(57,020.86)
Dividend distribution tax	(2,934.19)	(7,284.33)
Net cash used in financing activities (C)	80,346.04	399,149.99
Net increase in cash and cash equivalents (A+B+C)	265,070.65	8,301.55
Net foreign exchange difference	(0.87)	8.05
Cash and cash equivalents at the beginning of the year	89,250.16	80,940.56
Cash and cash equivalents at year end (net of overdraft)	354,319.94	89,250.16
Components of cash and cash equivalents:		
Cash in hand	52.99	29.24
Balances with banks:		
In current accounts	121,949.86	19,621.13
In deposits with original maturity of less than three months	232,500.00	70,000.00
	354,502.85	89,650.37
Less: Book overdraft	(182.91)	(400.21)
	354,319.94	89,250.16

For and on behalf of the Board of Directors of DLF Limited

Ashok Kumar Tyagi
Whole-time Director &
Group Chief Financial Officer
DIN: 00254161

Subhash Setia
Company Secretary

Mohit Gujral
CEO & Whole-time Director
DIN: 00051538

Rajeev Talwar
CEO & Whole-time Director
DIN: 01440785

Rajiv Singh
Vice Chairman
DIN: 00003214

As per report of even date
for **S.R. BATLIBOI & CO. LLP**
ICAI Firm Registration Number: 301003E/E300005
Chartered Accountants

New Delhi
21 May 2019

per **Manoj Kumar Gupta**
Partner
Membership Number: 083906

Standalone Statement of Changes in Equity for the year ended 31 March 2019

A. Equity share capital

Equity shares of ₹ 2/- each issued, subscribed and fully paid	No. in Lakhs	₹ in Lakhs
At 1 April 2017	17,840.03	35,680.06
Issue of share capital (refer note 16A)	0.64	1.28
At 31 March 2018	17,840.67	35,681.34
At 1 April 2018	17,840.67	35,681.34
Issue of share capital (refer note 16A)	4,231.55	8,463.10
At 31 March 2019	22,072.22	44,144.44

B. Warrants (refer note 60b)

Particulars	No. in Lakhs	₹ in Lakhs
At 31 March 2017	-	-
At 31 March 2018	1,380.90	75,010.36
Issued during the period	-	-
At 31 March 2019	1,380.90	75,010.36

C. Other equity*

	Reserves and Surplus						Other Components of Equity				Other comprehensive income		Total
	Capital reserve	Capital redemption reserve	Securities premium	General reserve	Retained earnings	Debt redemption reserve	Share application money pending allotment	Equity component of Compulsorily Convertible Debentures (CCD)	Employees' stock options outstanding	Forfeiture of shares	Equity instruments through FVOCI (net of tax)	Cash flow hedge reserve (net of tax)	
Balance as at 1 April 2017	250.08	177.12	1,083,488.46	264,223.08	63,358.00	24,825.00	0.22	-	1,561.66	66.55	37.53	(3,329.43)	1,434,658.27
Profit for the year	-	-	-	-	36,520.37	-	-	-	-	-	-	-	36,520.37
Other comprehensive income	-	-	-	-	37.63	-	-	-	-	(298.45)	1,264.05	-	1,003.23
Total comprehensive income for the year	-	-	-	-	36,558.00	-	-	-	-	-	(298.45)	1,264.05	37,523.60
Cash dividends (Note 40)	-	-	-	-	(57,089.94)	-	-	-	-	-	-	-	(57,089.94)
Dividend distribution tax (DDT) (refer note 40)	-	-	-	-	(7,284.33)	-	-	-	-	-	-	-	(7,284.33)
Equity share application money received	-	-	-	-	-	-	1.07	-	-	-	-	-	1.07
Share application money adjusted on issue of equity shares	-	-	-	-	-	-	(1.29)	-	-	-	-	-	(1.29)
Transfer from/ to retained earnings	-	-	246.93	-	2,993.75	(2,993.75)	-	-	(267.43)	-	-	-	(20.50)
Issued of Compulsorily Convertible Debentures (refer note 16A and 60)	-	-	-	-	-	-	-	825,000.00	-	-	-	-	825,000.00
Balance as at 31 March 2018	250.08	177.12	1,083,735.39	264,223.08	38,535.48	21,831.25	-	825,000.00	1,294.23	66.55	(260.92)	(2,065.38)	2,232,786.88

(in lakhs)

Standalone Statement of Changes in Equity (Contd.)

(in lakhs)

	Reserves and Surplus							Other comprehensive income			Total	
	Capital reserve	Capital redemption reserve	Securities premium	General reserve	Retained earnings	Debiture redemption reserve	Equity component of Compulsorily Convertible Debentures (CCDs)	Employees' stock options outstanding	Forfeiture of shares	Equity instruments through FVOCI (net of tax)		Cash flow hedge reserve (net of tax)
Opening balance as at 1 April 2018	250.08	177.12	1,083,735.39	264,223.08	38,535.48	21,831.25	825,000.00	1,294.23	66.55	(260.92)	(2,065.38)	2,232,786.88
Adjustment on account of Ind AS 115 (net of tax) (refer note 61)	-	-	-	(396,399.66)	-	-	-	-	-	-	-	(396,399.66)
Revised Opening balance as at 1 April 2018 post Ind AS 115	250.08	177.12	1,083,735.39	264,223.08	(357,864.18)	21,831.25	825,000.00	1,294.23	66.55	(260.92)	(2,065.38)	1,836,387.22
Profit for the year	-	-	-	-	68,758.21	-	-	-	-	-	-	68,758.21
Other comprehensive income	-	-	-	-	(65.37)	-	-	-	-	7.31	-	(58.06)
Total comprehensive income for the year	-	-	-	-	68,692.84	-	-	-	-	7.31	-	68,700.15
Conversion of CCDs to equity shares (refer note 16A)	-	-	-	-	-	-	(4,994.96)	-	-	-	-	(4,994.96)
Securities premium on conversion of CCDs to equity shares (refer note 16A)	-	-	537,580.04	-	-	-	(537,580.04)	-	-	-	-	-
Exercise of share options	-	-	1,294.23	-	-	-	-	(1,294.23)	-	-	-	-
Cash dividends (Note 40)	-	-	-	-	(14,274.61)	-	-	-	-	-	-	(14,274.61)
Dividend distribution tax (DDT) (refer note 40)	-	-	-	-	(2,934.19)	-	-	-	-	-	-	(2,934.19)
Transfer from/ to retained earnings (net)	-	-	-	-	4,240.87	(6,306.25)	-	-	-	-	2,065.38	-
Issue of shares through Qualified Institutions Placement (refer note 60(a)) (net)	-	-	305,954.23	-	-	-	-	-	-	-	-	305,954.23
Balance as at 31 March 2019	250.08	177.12	1,928,563.89	264,223.08	(302,139.27)	15,525.00	282,425.00	-	66.55	(253.61)	-	2,188,837.84

* refer note 17.

For and on behalf of the Board of Directors of DLF Limited

Ashok Kumar Tyagi
Whole-time Director &
Group Chief Financial Officer
DIN: 00254161

Subhash Setia
Company Secretary

Mohit Gujral
CEO & Whole-time Director
DIN: 00051538

Rajeev Talwar
CEO & Whole-time Director
DIN: 01440785

Rajiv Singh
Vice Chairman
DIN: 00003214

As per report of even date
for **S.R. BATLIBOJ & CO. LLP**
ICAI Firm Registration Number: 301003E/E300005
Chartered Accountants
per **Manoj Kumar Gupta**
Partner
Membership Number: 083906

1. CORPORATE INFORMATION

DLF Limited ('the Company') is primarily engaged in the business of colonisation and real estate development. The operations of the Company span all aspects of real estate development, from the identification and acquisition of land, to planning, execution, construction and marketing of projects. The Company is also engaged in the business of leasing, maintenance services and recreational activities which are related to the overall development of real estate business. The Company is a public company domiciled in India and is incorporated under the provisions of the Companies Act applicable in India. Its share are listed on two recognised stock exchanges in India. The registered office is situated at Shopping Mall, 3rd Floor, Arjun Marg, Phase I, DLF City, Gurugram - 122002, Haryana.

The standalone financial statements were authorised for issue in accordance with the resolution of the Board of Directors on dated May 21, 2019.

2. SIGNIFICANT ACCOUNTING POLICIES

2.1 Basis of preparation

The standalone financial statements ('financial statements') of the Company have been prepared in accordance with the Indian Accounting Standards (Ind AS) notified under Companies (Indian Accounting Standards) Rules, 2015 (as amended from time to time) and presentation requirements of Division II of Schedule III to the Companies Act, 2013, (Ind AS compliant Schedule III), as applicable to the standalone financial statements..

The standalone financial statements have been prepared on a going concern basis in accordance with accounting principles generally accepted in India. Further, the standalone financial statements have been prepared on historical cost basis except for certain financial assets, financial liabilities, derivative financial instruments and share based payments which are measured at fair values as explained in relevant accounting policies.

In addition, the carrying values of recognised assets and liabilities designated as hedged items in cash flow hedges that would otherwise be carried at amortised cost are adjusted to record changes in the fair values attributable to the risks that are being hedged in effective hedge relationships.

The financial statements are presented in Rupees in lakhs, except when otherwise indicated.

2.2 Summary of significant accounting policies

a) Current and non-current classification

The Company presents assets and liabilities in the balance sheet based on current/ non-current classification. An asset is treated as current when it is:

- Expected to be realised or intended to be sold or consumed in normal operating cycle.
- Held primarily for the purpose of trading.

- Expected to be realised within twelve months after the reporting period, or
- Cash or cash equivalent unless restricted from being exchanged or used to settle a liability for at least twelve months after the reporting period.

All other assets are classified as non-current.

A liability is current when:

- It is expected to be settled in normal operating cycle.
- It is held primarily for the purpose of trading.
- It is due to be settled within twelve months after the reporting period, or
- There is no unconditional right to defer the settlement of the liability for at least twelve months after the reporting period.

The Company classifies all other liabilities as non-current.

Deferred tax assets and liabilities are classified as non-current assets and liabilities.

The operating cycle is the time between the acquisition of assets for processing and their realisation in cash and cash equivalents.

b) Property, plant and equipment

Recognition and initial measurement

Property, plant and equipment are stated at their cost of acquisition on transition to Ind AS, the Company had elected to measure all of its property, plant and equipment at the previous GAAP carrying value (deemed cost).

The cost comprises purchase price, borrowing cost, if capitalization criteria are met and directly attributable cost of bringing the asset to its working condition for the intended use. Any trade discount and rebates are deducted in arriving at the purchase price. Subsequent costs are included in the asset's carrying amount or recognised as a separate asset, as appropriate, only when it is probable that future economic benefits associated with the item will flow to the Company. When significant parts of plant and equipment are required to be replaced at intervals, the Company depreciates them separately based on their specific useful lives. Likewise, when a major inspection is performed, its cost is recognised in the carrying amount of the plant and equipment as a replacement if the recognition criteria are satisfied. All other repair and maintenance costs are recognised in statement of profit or loss as incurred.

Subsequent measurement (depreciation and useful lives)

Property, plant and equipment are subsequently measured at cost net of accumulated depreciation and accumulated impairment losses, if any. Depreciation on property, plant

and equipment is provided on a straight-line basis over the estimated useful lives of the assets as follows:

Asset category*	Useful life (in years)	Estimated useful life as per Schedule II to the Companies Act, 2013 (in years)
Buildings	20-60	60
Plant and machinery	10-15	15
Computers and data processing units		
Servers and networks	6	6
Desktops, laptops and other devices	3	3
Furniture and fixtures	5-10	10
Office equipment	5	5
Vehicles	8-10	8-10
Aircraft and helicopters	20	20

The Company, based on technical assessment made by technical expert and management estimate, depreciates certain items of building, plant and equipment over estimated useful lives which are different from the useful life prescribed in Schedule II to the Companies Act, 2013. The management believes that these estimated useful lives are realistic and reflect fair approximation of the period over which the assets are likely to be used.

*In case of assets pertaining to Golf and Club operations, the Company based on technical evaluation and management estimate, revised the useful life of the assets during the previous year, as below:

Asset category	Useful life (In years)
Buildings	20
Plant and machinery	10
Furniture and fixtures	5

The residual values, useful lives and method of depreciation are reviewed at the end of each financial year and adjusted prospectively, if appropriate.

De-recognition

An item of property, plant and equipment and any significant part initially recognised is de-recognised upon disposal or when no future economic benefits are expected from its use or disposal. Any gain or loss arising on de-recognition of the asset (calculated as the difference between the net disposal proceeds and the carrying amount of the asset) is included in the income statement when the asset is de-recognised.

c) Capital work-in-progress and intangible assets under development

Capital work-in-progress and intangible assets under development represents expenditure incurred in respect

of capital projects/ intangible assets under development and are carried at cost less accumulated impairment loss, if any. Cost includes land, related acquisition expenses, development/ construction costs, borrowing costs and other direct expenditure.

d) Investment properties

Recognition and initial measurement

Investment properties are properties held to earn rentals or for capital appreciation, or both. Investment properties are measured initially at their cost of acquisition, including transaction costs. On transition to Ind AS, the Company had elected to measure all of its investment properties at the previous GAAP carrying value (deemed cost). The cost comprises purchase price, borrowing cost, if capitalization criteria are met and directly attributable cost of bringing the asset to its working condition for the intended use. Any trade discount and rebates are deducted in arriving at the purchase price. When significant parts of the investment property are required to be replaced at intervals, the Company depreciates them separately based on their specific useful lives.

Subsequent costs are included in the asset's carrying amount or recognised as a separate asset, as appropriate, only when it is probable that future economic benefits associated with the item will flow to the Company. All other repair and maintenance costs are recognised in statement of profit or loss as incurred.

Subsequent measurement (depreciation and useful lives)

Investment properties are subsequently measured at cost less accumulated depreciation and accumulated impairment losses, if any. Depreciation on investment properties is provided on the straight-line method over the useful lives of the assets as follows:

Asset category	Useful life (in years)	Estimated useful life as per Schedule II to the Companies Act, 2013 (in years)
Buildings and related equipment*	20-60	60
Furniture and fixtures	5-10	10

The Company, based on technical assessment made by technical expert and management estimate, depreciates certain items of building, plant and equipment over estimated useful lives which are different from the useful life prescribed in Schedule II to the Companies Act, 2013. The management believes that these estimated useful lives are realistic and reflect fair approximation of the period over which the assets are likely to be used.

* Includes certain assets wherein the Company has developed commercial space (in addition to automated multi-level car parking) over the land parcel received under the build, own, operate and transfer scheme of the public private partnership (as mentioned in the intangible assets policy below) which has been depreciated in the proportion in which the actual revenue received during the accounting year bears to the projected revenue from such assets till the end of concession period.

Notes to the Standalone Financial Statements (Contd.)

The residual values, useful lives and method of depreciation are reviewed at the end of each financial year and adjusted prospectively.

Though the Company measures investment property using cost based measurement, the fair value of investment property is disclosed in the notes. Fair values are determined based on an annual evaluation performed by an accredited external independent valuer applying valuation model acceptable internationally.

De-recognition

Investment properties are de-recognised either when they have been disposed of or when they are permanently withdrawn from use and no future economic benefit is expected from their disposal. The difference between the net disposal proceeds and the carrying amount of the asset is recognised in the statement of profit or loss in the period of de-recognition.

e) Intangible assets

Recognition and initial measurement

Intangible assets acquired separately are measured on initial recognition at cost. The cost of intangible assets acquired in a business combination is their fair value at the date of acquisition. On transition to Ind AS, the Company had elected to measure all of its intangible assets at the previous GAAP carrying value (deemed cost). The cost comprises purchase price, borrowing cost if capitalization criteria are met and directly attributable cost of bringing the asset to its working condition for the intended use. Internally generated intangibles, excluding capitalised development costs, are not capitalised and the related expenditure is reflected in the statement of profit or loss in the period in which the expenditure is incurred.

The Company has acquired exclusive usage rights for 30 years under the build, own, operate and transfer scheme in respect of properties developed as automated multi-level car parking and commercial space and classified them under the "Intangible Assets - Right under build, own, operate and transfer arrangement".

Subsequent measurement (amortisation)

Following initial recognition, intangible assets are carried at cost less accumulated amortisation and accumulated impairment losses, if any.

The cost of capitalized software is amortized over a period of 5 years from the date of its acquisition.

The cost of usage rights is being amortised over the concession period in the proportion in which the actual revenue received during the accounting year bears to the projected revenue from such intangible assets till the end of concession period.

De-recognition

Gains or losses arising from de-recognition of an intangible asset are measured as the difference between the net disposal proceeds and the carrying amount of the asset and are recognised in the statement of profit or loss when the asset is de-recognised.

f) Investment in equity instruments of subsidiaries, partnership firms, joint ventures and associates

Investment in equity instruments of subsidiaries, joint ventures and associates are stated at cost as per Ind AS 27 'Separate

Financial Statements'. Where the carrying amount of an investment is greater than its estimated recoverable amount, it is assessed for recoverability and in case of permanent diminution provision for impairment is recorded in statement of Profit and Loss. On disposal of investment, the difference between the net disposal proceeds and the carrying amount is charged or credited to the Statement of Profit and Loss.

g) Inventories

- Land and plots other than area transferred to constructed properties at the commencement of construction are valued at lower of cost/ as re-valued on conversion to stock and net realisable value. Cost includes land (including development rights and land under agreement to purchase) acquisition cost, borrowing cost if inventorisation criteria are met, estimated internal development costs and external development charges and other directly attributable costs.
- Construction work-in-progress of constructed properties other than Special Economic Zone (SEZ) projects includes the cost of land (including development rights and land under agreements to purchase), internal development costs, external development charges, construction costs, overheads, borrowing cost if inventorisation criteria are met, development/ construction materials and is valued at lower of cost/ estimated cost and net realisable value.
- In case of SEZ projects, construction work-in-progress of constructed properties include internal development costs, external development charges, construction costs, overheads, borrowing cost if inventorisation criteria are met, development/ construction materials and is valued at lower of cost/ estimated cost and net realisable value.
- Development rights represent amount paid under agreement to purchase land/ development rights and borrowing cost incurred by the Company to acquire irrevocable and exclusive licenses/ development rights in the identified land and constructed properties, the acquisition of which is either completed or is at an advanced stage. These are valued at lower of cost and net realisable value.
- Construction/ development material is valued at lower of cost and net realisable value. Cost comprises of purchase price and other costs incurred in bringing the inventories to their present location and condition.

Cost is determined on weighted average basis.

Net realisable value is the estimated selling price in the ordinary course of business less estimated costs of completion and estimated costs of necessary to make the sale.

h) Revenue from contract or services with customer and other streams of revenue

Revenue from contracts with customers is recognised when control of the goods or services are transferred to the customer at an amount that reflects the consideration to which the Company expects to be entitled in exchange for those goods or services. The Company has generally concluded that it is the principal in its revenue arrangements because it typically controls the goods and services before transferring them to the customers.

The disclosures of significant accounting judgments, estimates and assumptions relating to revenue from contracts with customers are provided in note 2.2(aa).

i. Revenue from Contracts with Customers:

Pursuant to the application of Ind AS 115 - 'Revenue from Contracts with Customers' effective from 1 April 2018, the Company has applied following accounting policy for revenue recognition:

Revenue is measured at the fair value of the consideration received/ receivable, taking into account contractually defined terms of payment and excluding taxes or duties collected on behalf of the government and is net of rebates and discounts. The Company assesses its revenue arrangements against specific criteria to determine if it is acting as principal or agent. The Company has concluded that it is acting as a principal in all of its revenue arrangements.

Revenue is recognised in the income statement to the extent that it is probable that the economic benefits will flow to the Company and the revenue and costs, if applicable, can be measured reliably.

The Company has applied five step model as per Ind AS 115 'Revenue from contracts with customers' to recognise revenue in the standalone financial statements. The Company satisfies a performance obligation and recognises revenue over time, if one of the following criteria is met:

- a) The customer simultaneously receives and consumes the benefits provided by the Company's performance as the Company performs; or
- b) The Company's performance creates or enhances an asset that the customer controls as the asset is created or enhanced; or
- c) The Company's performance does not create an asset with an alternative use to the Company and the entity has an enforceable right to payment for performance completed to date.

For performance obligations where one of the above conditions are not met, revenue is recognised at the point in time at which the performance obligation is satisfied.

Revenue is recognised either at point of time and over a period of time based on various conditions as included in the contracts with customers.

Point of Time:

Revenue from real-estate projects

Revenue is recognised at a Point in Time w.r.t. sale of real estate units, including land, plots, apartments, commercial units, development rights as and when the control passes on to the customer which coincides with handing over of the possession to the customer.

Over a period of time:

Revenue is recognised over period of time for following stream of revenues:

Revenue from Co-development projects

Co-development projects where the Company is acting as trunk contractor, revenue is recognised in accordance with the terms of the co-developer agreements. Under such

contracts, assets created does not have an alternative use for the company and the Company has an enforceable right to payment. The estimated project cost includes construction cost, development and construction material, internal development cost, external development charges, borrowing cost and overheads of such project.

The estimates of the saleable area and costs are reviewed periodically and effect of any changes in such estimates is recognized in the period such changes are determined. However, when the total project cost is estimated to exceed total revenues from the project, the loss is recognized immediately.

Revenue from golf course operations

Income from golf operations, course capitation, sponsorship etc. is fixed and recognised as per the management agreement with the parties, as and when Company satisfies performance obligation by delivering the promised goods or services as per contractual agreed terms.

Maintenance income

Revenue in respect of maintenance services is recognised on an accrual basis, in accordance with the terms of the respective contract as and when the Company satisfies performance obligations by delivering the services as per contractual agreed terms.

Other operating income

Income from forfeiture of properties and delayed interest from customers under agreements to sell is accounted for on an accrual basis except in cases where ultimate collection is not reasonably ascertained.

ii. Volume rebates and early payment rebates

The Company provides move in rebates/ early payment rebates/ down payment rebates to the customers. Rebates are offset against amounts payable by the customer and revenue to be recognised. To estimate the variable consideration for the expected future rebates, the Company estimates the expected value of rebates that are likely to be incurred in future and recognises the revenue net of rebates and recognises the refund liability for expected future rebates.

iii. Contract balances

Contract assets

A contract asset is the right to consideration in exchange for goods or services transferred to the customer. If the Company performs by transferring goods or services to a customer before the customer pays consideration or before payment is due, a contract asset is recognised for the earned consideration that is conditional.

Trade receivables

A receivable represents the Company's right to an amount of consideration that is unconditional (i.e., only the passage of time is required before payment of the consideration is due). Refer to accounting policies of financial assets in section 2.2(t) Financial instruments - initial recognition and subsequent measurement.

Notes to the Standalone Financial Statements (Contd.)

Contract liabilities

A contract liability is the obligation to transfer goods or services to a customer for which the Company has received consideration (or an amount of consideration is due) from the customer. If a customer pays consideration before the Company transfers goods or services to the customer, a contract liability is recognised when the payment is made or the payment is due (whichever is earlier). Contract liabilities are recognised as revenue when the Company performs under the contract.

i) Cost of revenue

Cost of real estate projects

Cost of constructed properties other than SEZ projects, includes cost of land (including cost of development rights/ land under agreements to purchase), estimated internal development costs, external development charges, borrowing costs, overheads, construction costs and development/ construction materials, which is charged to the statement of profit and loss based on the revenue recognized as explained in accounting policy for revenue from real estate projects above, in consonance with the concept of matching costs and revenue. Final adjustment is made on completion of the specific project.

Cost of SEZ projects

Cost of constructed properties includes estimated internal development costs, external development charges, overheads, borrowing cost, construction costs and development/ construction materials, which is charged to the statement of profit and loss based on the revenue recognized as explained in accounting policy for revenue from real estate SEZ projects above, in consonance with the concept of matching costs and revenue. Final adjustment is made on completion of the specific project.

Cost of land and plots

Cost of land and plots includes land (including development rights), acquisition cost, estimated internal development costs and external development charges, which is charged to the statement of profit and loss based on the percentage of land/ plotted area in respect of which revenue is recognised as explained in accounting policy for revenue from 'Sale of land and plots', in consonance with the concept of matching cost and revenue. Final adjustment is made on completion of the specific project.

Cost of development rights

Cost of development rights includes proportionate development rights cost, borrowing costs and other related cost, which is charged to statement of profit and loss as explained in accounting policy for revenue, in consonance with the concept of matching cost and revenue.

j) Borrowing costs

Borrowing costs directly attributable to the acquisition and/ or construction/ production of an asset that necessarily takes a substantial period of time to get ready for its intended use or sale are capitalised as part of the cost of the asset. All other borrowing costs are charged to the statement of profit and loss as incurred. Borrowing costs consist of interest and other costs that the Company incurs in connection with the borrowing of funds. Borrowing cost also includes exchange differences to the extent regarded as an adjustment to the borrowing costs.

k) Taxes

Current income tax

Current income tax assets and liabilities are measured at the amount expected to be recovered from or paid to the taxation authorities. Current tax is determined as the tax payable in respect of taxable income for the year and is computed in accordance with relevant tax regulations. Current income tax relating to items recognised outside profit or loss is recognized outside profit or loss (either in other comprehensive income or in equity). Current tax items are recognised in correlation to the underlying transaction either in OCI or directly in equity. Management periodically evaluates positions taken in the tax returns with respect to situations in which applicable tax regulations are subject to interpretation and establishes provisions where appropriate.

Minimum Alternate Tax (MAT) paid in a year is charged to the statement of profit and loss as current tax for the year. The deferred tax asset is recognised for MAT credit available only to the extent that it is probable that the Company will pay normal income tax during the specified period, i.e., the period for which MAT credit is allowed to be carried forward. In the year in which the Company recognizes MAT credit as an asset, it is created by way of credit to the statement of profit and loss and shown as part of deferred tax asset. The Company reviews the "MAT credit entitlement" asset at each reporting date and writes down the asset to the extent that it is no longer probable that it will pay normal tax during the specified period.

In the situations where one or more units/ undertaking in the Company are entitled to a tax holiday under the Income-tax Act, 1961 enacted in India or tax laws prevailing in the respective tax jurisdictions where they operate, no deferred tax (asset or liability) is recognized in respect of temporary differences which reverse during the tax holiday period, to the extent the concerned entity's gross total income is subject to the deduction during the tax holiday period. Deferred tax in respect of temporary differences which reverse after the tax holiday period is recognized in the year in which the temporary differences originate. However, the Company restricts recognition of deferred tax assets to the extent it is probable that sufficient future taxable income will be available against which such deferred tax assets can be realized. For recognition of deferred taxes, the temporary differences which originate first are considered to reverse first.

Deferred tax

Deferred tax is provided using the liability method on temporary differences between the tax bases of assets and liabilities and their carrying amounts for financial reporting purposes at the reporting date.

Deferred tax liabilities are recognised for all taxable temporary differences, except:

- In respect of taxable temporary differences associated with investments in subsidiaries, associates and interests in joint ventures, when the timing of the reversal of the temporary differences can be controlled and it is probable that the temporary differences will not reverse in the foreseeable future

Deferred tax assets are recognised for all deductible temporary differences, the carry forward of unused tax credits and any unused tax losses. Deferred tax assets are recognised to the extent that it is probable that taxable profit will be available

against which the deductible temporary differences and the carry forward of unused tax credits and unused tax losses can be utilised.

The carrying amount of deferred tax assets is reviewed at each reporting date and reduced to the extent that it is no longer probable that sufficient taxable profit will be available to allow all or part of the deferred tax asset to be utilised. Unrecognised deferred tax assets are re-assessed at each reporting date and are recognised to the extent that it has become probable that future taxable profits will allow the deferred tax asset to be recovered.

Deferred tax assets and liabilities are measured at the tax rates that are expected to apply in the year when the asset is realised or the liability is settled, based on tax rates (and tax laws) that have been enacted or substantively enacted at the reporting date.

Deferred tax relating to items recognised outside profit or loss is recognised outside profit or loss (either in other comprehensive income or in equity). Deferred tax items are recognised in correlation to the underlying transaction either in OCI or directly in equity.

Sales/ Value Added Taxes/ GST paid on acquisition of assets or on incurring expenses

Expenses and assets are recognised net of the amount of sales/ value added taxes/ Good and services tax paid, except:

- When the tax incurred on a purchase of assets or services is not recoverable from the taxation authority, in which case, the tax paid is recognised as part of the cost of acquisition of the asset or as part of the expense item, as applicable.
- When receivables and payables are stated with the amount of tax included.

The net amount of tax recoverable from, or payable to, the taxation authority is included as part of receivables or payables in the balance sheet.

I) Foreign currency transactions

Functional and presentation currency

The standalone financial statements are presented in Indian Rupees (₹) which is also the functional and presentation currency of the Company.

Transactions and balances

Foreign currency transactions are recorded in the functional currency, by applying the exchange rate between the functional currency and the foreign currency at the date of the transaction.

Foreign currency monetary items outstanding at the balance sheet date are converted to functional currency using the closing rate. Non-monetary items denominated in a foreign currency which are carried at historical cost are reported using the exchange rate at the date of the transactions.

Exchange differences arising on settlement of monetary items, or restatement as at reporting date, at rates different from those at which they were initially recorded, are recognized in the statement of profit and loss in the year in which they arise.

m) Employee benefits

Provident Fund

Retirement benefit in the form of provident fund is a defined benefit scheme. The Company makes contribution to statutory provident fund trust set up in accordance with the Employees' Provident Funds and Miscellaneous Provisions Act, 1952. The Company has to meet the interest shortfall, if any. Accordingly, the contribution paid or payable and the interest shortfall, if any, is recognised as an expense in the period in which services are rendered by the employee. If the contribution payable to the scheme for service received before the balance sheet date exceeds the contribution already paid, the deficit payable to the scheme is recognized as a liability after deducting the contribution already paid. If the contribution already paid exceeds the contribution due for services received before the balance sheet date, then excess is recognized as an asset to the extent that the pre-payment will lead to, for example, a reduction in future payment or a cash refund.

Gratuity

Gratuity is a post-employment benefit and is in the nature of a defined benefit plan. The liability recognised in the balance sheet in respect of gratuity is the present value of the defined benefit/ obligation at the balance sheet date, together with adjustments for unrecognised actuarial gains or losses and past service costs. The defined benefit/ obligation is calculated at or near the balance sheet date by an independent actuary using the projected unit credit method. This is based on standard rates of inflation, salary growth rate and mortality. Discount factors are determined close to each year-end by reference to market yields on government bonds that have terms to maturity approximating the terms of the related liability. Service cost on the Company's defined benefit plan is included in employee benefits expense. Net interest expense on the net defined benefit liability is included in finance costs. Actuarial gains/ losses resulting from re-measurements of the liability are included in other comprehensive income in the period in which they occur and are not reclassified to profit or loss in subsequent periods.

Compensated absences

Liability in respect of compensated absences becoming due or expected to be availed within one year from the balance sheet date is recognised on the basis of discounted value of estimated amount required to be paid or estimated value of benefit expected to be availed by the employees. Liability in respect of compensated absences becoming due or expected to be availed more than one year after the balance sheet date is estimated on the basis of an actuarial valuation performed by an independent actuary using the projected unit credit method.

Actuarial gains and losses arising from past experience and changes in actuarial assumptions are charged to statement of profit and loss in the year in which such gains or losses are determined.

Short-term employee benefits

Expense in respect of short-term benefits is recognised on the basis of the amount paid or payable for the period during which services are rendered by the employee. Contribution made towards superannuation fund (funded by payments to Life Insurance Corporation of India) is charged to statement of profit and loss on accrual basis.

Notes to the Standalone Financial Statements (Contd.)

n) Share based payments

Employee Stock Option Plan

The cost of equity-settled transactions is determined by the fair value at the date when the grant is made using an appropriate valuation model. That cost is recognised, together with a corresponding increase in share-based payment (SBP) reserves in equity, over the period in which the performance and/ or service conditions are fulfilled in employee benefits expense. The cumulative expense recognised for equity-settled transactions at each reporting date until the vesting date reflects the extent to which the vesting period has expired and the Company's best estimate of the number of equity instruments that will ultimately vest. The statement of profit and loss expense or credit for a period represents the movement in cumulative expense recognised as at the beginning and end of that period and is recognised in employee benefits expense. Upon exercise of share options, the proceeds received are allocated to share capital up to the par value of the shares issued with any excess being recorded as share premium.

Employee Shadow Option Scheme (cash settled options)

Fair value of cash settled options granted to employees under the Employee's Shadow Option Scheme is determined on the basis of excess of the average market price, during the month before the reporting date, over the exercise price of the shadow option. This fair value is expensed over the vesting period with recognition of a corresponding liability. The liability is re-measured to fair value at each reporting date up to and including the settlement date, with changes in fair value recognised in employee benefits expense over the vesting period.

o) Impairment of non-financial assets

At each reporting date, the Company assesses whether there is any indication based on internal/ external factors, that an asset may be impaired. If any such indication exists, or when annual impairment testing for an asset is required, the recoverable amount of the asset is estimated. An asset's recoverable amount is the higher of an asset's or cash-generating unit's (CGU) fair value less costs of disposal and its value in use. Recoverable amount is determined for an individual asset, unless the asset does not generate cash inflows that are largely independent of those from other assets or groups of assets. When the carrying amount of an asset or CGU exceeds its recoverable amount, the asset is considered impaired and is written down to its recoverable amount and the impairment loss, including impairment on inventories, are recognised in the statement of profit and loss.

In assessing value in use, the estimated future cash flows are discounted to their present value using a pre-tax discount rate that reflects current market assessments of the time value of money and the risks specific to the asset. In determining fair value less costs of disposal, recent market transactions are taken into account. If no such transactions can be identified, an appropriate valuation model is used. These calculations are corroborated by valuation multiples, quoted share prices for publicly traded companies or other available fair value indicators.

The Company bases its impairment calculation on detailed budgets and forecast calculation. These budgets and forecast calculations generally cover a period of five years. For longer periods, a long term growth rate is calculated and applied to project future cash flows after the fifth year.

If, at the reporting date there is an indication that a previously assessed impairment loss no longer exists, the recoverable amount is reassessed and the asset is reflected at the recoverable amount. Impairment losses previously recognized are accordingly reversed in the statement of profit and loss.

p) Cash and cash equivalents

Cash and cash equivalents in the balance sheet comprise cash at banks and on hand and short term deposits with an original maturity of three months or less, which are subject to an insignificant risk of changes in value.

For the purpose of the statement of cash flows, cash and cash equivalents consist of unrestricted cash and short-term deposits, as defined above, net of outstanding bank overdrafts as they are considered an integral part of the Company's cash management.

q) Cash dividend and non-cash distribution to equity holders

The Company recognises a liability to make cash or non-cash distributions to equity holders when the distribution is authorised and the distribution is no longer at the discretion of the Company. As per the corporate laws in India, a distribution is authorised when it is approved by the shareholders. A corresponding amount is recognised directly in equity.

Non-cash distributions are measured at the fair value of the assets to be distributed with fair value re-measurement recognised directly in equity.

Upon distribution of non-cash assets, any difference between the carrying amount of the liability and the carrying amount of the assets distributed is recognised in the statement of profit and loss.

r) Provisions, contingent assets and contingent liabilities

Provisions are recognised when the Company has a present obligation (legal or constructive) as a result of a past event, it is probable that an outflow of resources embodying economic benefits will be required to settle the obligation and a reliable estimate can be made of the amount of the obligation. When the Company expects some or all of a provision to be reimbursed, for example, under an insurance contract, the reimbursement is recognised as a separate asset, but only when the reimbursement is virtually certain. The expense relating to a provision is presented in the statement of profit and loss net of any reimbursement.

If the effect of the time value of money is material, provisions are discounted using a current pre-tax rate that reflects, when appropriate, the risks specific to the liability. When discounting is used, the increase in the provision due to the passage of time is recognised as a finance cost.

Onerous contracts

If the Company has a contract that is onerous, the present obligation under the contract is recognised and measured as a

provision. However, before a separate provision for an onerous contract is established, the Company recognises any impairment loss that has occurred on assets dedicated to that contract.

An onerous contract is a contract under which the unavoidable costs (i.e., the costs that the Company cannot avoid because it has the contract) of meeting the obligations under the contract exceed the economic benefits expected to be received under it. The unavoidable costs under a contract reflect the least net cost of exiting from the contract, which is the lower of the cost of fulfilling it and any compensation or penalties arising from failure to fulfil it.

These estimates are reviewed at each reporting date and adjusted to reflect the current best estimates.

Contingent liability is disclosed for:

- Possible obligations which will be confirmed only by future events not wholly within the control of the Company, or
- Present obligations arising from past events where it is not probable that an outflow of resources will be required to settle the obligation or a reliable estimate of the amount of the obligation cannot be made.

Contingent assets are neither recognised nor disclosed except when realisation of income is virtually certain, related asset is disclosed.

s) Leases

The determination of whether an arrangement is (or contains) a lease is based on the substance of the arrangement at the inception of the lease. The arrangement is, or contains, a lease if fulfilment of the arrangement is dependent on the use of a specific asset or assets and the arrangement conveys a right to use the asset or assets, even if that right is not explicitly specified in an arrangement.

Company as a lessee

A lease is classified at the inception date as a finance lease or an operating lease. A lease that transfers substantially all the risks and rewards incidental to ownership to the Company is classified as finance lease.

Finance leases, which effectively transfer to the lessee substantially all the risks and benefits incidental to ownership of the leased item, are capitalised at the lower of the fair value and present value of the minimum lease payments at the inception of the lease term and disclosed as leased assets. Lease payments under such leases are apportioned between the finance charges and reduction of the lease liability based on the implicit rate of return. Finance charges are recognised in finance costs in the statement of profit and loss, unless they are directly attributable to qualifying assets in which case they are capitalized in accordance with the Company's general policy on the borrowing costs (See note 2.2(j)). Contingent rentals are recognised as expenses in the periods in which they are incurred. A leased assets are depreciated over the useful life of the asset. However, if there is no reasonable certainty that the Company will obtain the ownership by the end of lease term, capitalised leased assets are depreciated over the shorter of the estimated useful life of the asset or the lease term.

Assets acquired on leases where a significant portion of risk and rewards of ownership are retained by the lessor are classified as operating leases. Operating lease payments are recognised as an expense in the statement of profit and loss on a straight-line basis over the lease term.

Company as a lessor

Leases in which the Company does not transfer substantially all the risks and rewards of ownership of an asset are classified as operating leases. Rental income from operating lease is recognised on a straight-line basis over the term of the relevant lease except where scheduled increase in rent compensates the Company with expected inflationary costs. Initial direct costs incurred in negotiating and arranging an operating lease are added to the carrying amount of the leased asset and recognised over the lease term on the same basis as rental income. Contingent rents are recognised as revenue in the period in which they are earned. Fit-out rental income is recognised in the statement of profit and loss on accrual basis.

Leases are classified as finance leases when substantially all of the risks and rewards of ownership transfer from the Company to the lessee. Amounts due from lessees under finance leases are recorded as receivables at the Company's net investment in the leases. Finance lease income is allocated to accounting periods so as to reflect a constant periodic rate of return on the net investment outstanding in respect of the lease.

t) Financial instruments

A financial instrument is any contract that gives rise to a financial asset of one entity and a financial liability or equity instrument of another entity.

1) Financial Assets

Initial recognition and measurement

Financial assets are classified, at initial recognition, as subsequently measured at amortised cost, fair value through other comprehensive income (OCI) and fair value through profit or loss.

The classification of financial assets at initial recognition depends on the financial asset's contractual cash flow characteristics and the Company's business model for managing them. With the exception of trade receivables that do not contain a significant financing component or for which the Company has applied the practical expedient, the Company initially measures a financial asset at its fair value plus, in the case of a financial asset not at fair value through profit or loss, transaction costs. Trade receivables that do not contain a significant financing component or for which the Company has applied the practical expedient are measured at the transaction price determined under Ind AS 115. Refer to the accounting policies in section 2.2(h) 'Revenue from contracts with customers'.

In order for a financial asset to be classified and measured at amortised cost or fair value through OCI, it needs to give rise to cash flows that are 'solely payments of principal and interest (SPPI)' on the principal amount outstanding. This assessment is referred to as the SPPI test and is performed at an instrument level.

Notes to the Standalone Financial Statements (Contd.)

The Company's business model for managing financial assets refers to how it manages its financial assets in order to generate cash flows. The business model determines whether cash flows will result from collecting contractual cash flows, selling the financial assets, or both.

Subsequent measurement

i. Financial assets carried at amortised cost - a financial asset is measured at the amortised cost if both the following conditions are met:

- The asset is held within a business model whose objective is to hold assets for collecting contractual cash flows; and
- Contractual terms of the asset give rise on specified dates to cash flows that are solely payments of principal and interest (SPPI) on the principal amount outstanding.

After initial measurement, such financial assets are subsequently measured at amortised cost using the effective interest rate (EIR) method.

ii. Investments in equity instruments of subsidiaries, joint ventures and associates - Investments in equity instruments of subsidiaries, joint ventures and associates are accounted for at cost in accordance with Ind AS 27 Separate Financial Statements.

iii. Investments in other equity instruments - Investments in equity instruments which are held for trading are classified as at fair value through profit or loss (FVTPL). For all other equity instruments, the Company makes an irrevocable choice upon initial recognition, on an instrument by instrument basis, to classify the same either as at fair value through other comprehensive income (FVTOCI) or fair value through profit or loss (FVTPL). Amounts presented in other comprehensive income are not subsequently transferred to profit or loss. However, the Company transfers the cumulative gain or loss within equity. Dividends on such investments are recognised in profit or loss unless the dividend clearly represents a recovery of part of the cost of the investment.

iv. Investments in mutual funds - Investments in mutual funds are measured at fair value through profit and loss (FVTPL).

De-recognition of financial assets

A financial asset is primarily de-recognised when the contractual rights to receive cash flows from the asset have expired or the Company has transferred its rights to receive cash flows from the asset.

Impairment of financial assets

In accordance with Ind AS 109, the Company applies expected credit loss (ECL) model for measurement and recognition of impairment loss for financial assets.

ECL is the weighted-average of difference between all contractual cash flows that are due to the Company in accordance with the contract and all the cash flows that the Company expects to receive, discounted at the original effective interest rate, with the respective risks of default occurring as the weights. When estimating the cash flows, the Company is required to consider:

- All contractual terms of the financial assets (including prepayment and extension) over the expected life of the assets.
- Cash flows from the sale of collateral held or other credit enhancements that are integral to the contractual terms.

(i) Trade receivables

In respect of trade receivables, the Company applies the simplified approach of Ind AS 109, which requires measurement of loss allowance at an amount equal to lifetime expected credit losses. Lifetime expected credit losses are the expected credit losses that result from all possible default events over the expected life of a financial instrument.

(ii) Other financial assets

In respect of its other financial assets, the Company assesses if the credit risk on those financial assets has increased significantly since initial recognition. If the credit risk has not increased significantly since initial recognition, the Company measures the loss allowance at an amount equal to 12-month expected credit losses, else at an amount equal to the lifetime expected credit losses.

When making this assessment, the Company uses the change in the risk of a default occurring over the expected life of the financial asset. To make that assessment, the Company compares the risk of a default occurring on the financial asset as at the balance sheet date with the risk of a default occurring on the financial asset as at the date of initial recognition and considers reasonable and supportable information, that is available without undue cost or effort, that is indicative of significant increases in credit risk since initial recognition. The Company assumes that the credit risk on a financial asset has not increased significantly since initial recognition if the financial asset is determined to have low credit risk at the balance sheet date.

2) Non-derivative financial liabilities

Initial recognition and measurement

All financial liabilities are recognised initially at fair value and, in the case of loans and borrowings and payables, net of directly attributable transaction costs.

The Company's financial liabilities include trade and other payables, loans and borrowings including bank overdrafts and financial guarantee contracts.

Subsequent measurement

Subsequent to initial recognition, all non-derivative financial liabilities are measured at amortised cost using the effective interest method.

Loans and borrowings

After initial recognition, interest-bearing loans and borrowings are subsequently measured at amortised cost using the EIR method. Gains and losses are recognised in profit or loss when the liabilities are de-recognised as well as through the EIR amortisation process. Amortised cost is calculated by taking into account any discount or premium on acquisition and fees or costs that are an integral part of

the EIR. The EIR amortisation is included as finance costs in the statement of profit and loss.

3) Financial guarantee contracts

Financial guarantee contracts are those contracts that require a payment to be made to reimburse the holder for a loss it incurs because the specified party fails to make a payment when due in accordance with the terms of a debt instrument. Financial guarantee contracts are recognized as a financial liability at the time the guarantee is issued at fair value, adjusted for transaction costs that are directly attributable to the issuance of the guarantee. Subsequently, the liability is measured at the higher of the amount of expected loss allowance determined as per impairment requirements of Ind-AS 109 and the amount recognised less cumulative amortization.

De-recognition of financial liabilities

A financial liability is de-recognised when the obligation under the liability is discharged or cancelled or expires. When an existing financial liability is replaced by another from the same lender on substantially different terms, or the terms of an existing liability are substantially modified, such an exchange or modification is treated as the de-recognition of the original liability and the recognition of a new liability. The difference in the respective carrying amounts is recognised in the statement of profit or loss.

4) Derivative financial instruments and hedge accounting

The Company holds derivative financial instruments to hedge its foreign currency exposure for underlying external commercial borrowings ('ECB'). Derivative financial instruments are accounted for at FVTPL except for derivatives designated as hedging instruments. To qualify for hedge accounting, the hedging relationship must meet conditions with respect to documentation, strategy and economic relationship of the hedged transaction. The Company has designated the changes in spot element of the derivative as hedging instrument to mitigate variability in cash flows associated with the foreign exchange risk of the said ECB. Such derivative financial instruments are initially recognised at fair value on the date on which a derivative contract is entered into and are subsequently re-measured at fair value. Derivatives are carried as financial assets when the fair value is positive and as financial liabilities when the fair value is negative.

The changes in fair value of the forward element of the derivative are recognised in other comprehensive income and are accumulated in 'Cash Flow Hedge Reserve'. The difference between forward and spot element at the date of designation of the hedging instrument is amortised over the period of the hedge. Hence, in each reporting period, the amortisation amount shall be reclassified from the separate component of equity to profit or loss as a reclassification adjustment. However, if hedge accounting is discontinued for the hedging relationship that includes the changes in forward element of the hedging instrument, the net amount (i.e. including cumulative amortisation) that has been accumulated in the separate component of equity shall be immediately reclassified into profit or loss as a reclassification adjustment.

5) Reclassification of financial instruments

The Company determines classification of financial assets and liabilities on initial recognition. After initial recognition, no reclassification is made for financial assets which are equity instruments and financial liabilities. For financial assets which are debt instruments, a reclassification is made only if there is a change in the business model for managing those assets. Changes to the business model are expected to be infrequent. The Company's senior management determines change in the business model as a result of external or internal changes which are significant to the Company's operations. Such changes are evident to external parties. A change in the business model occurs when the Company either begins or ceases to perform an activity that is significant to its operations. If the Company reclassifies financial assets, it applies the reclassification prospectively from the reclassification date which is the first day of the immediately next reporting period following the change in business model. The Company does not restate any previously recognised gains, losses (including impairment gains or losses) or interest.

6) Offsetting of financial instruments

Financial assets and financial liabilities are offset and the net amount is reported in the balance sheet if there is a currently enforceable legal right to offset the recognised amounts and there is an intention to settle on a net basis, to realise the assets and settle the liabilities simultaneously.

u) Fair value measurement

The Company measures its financial instruments such as derivative instruments, etc at fair value at each balance sheet date. Fair value is the price that would be received to sell an asset or paid to transfer a liability in an orderly transaction between market participants at the measurement date. The fair value of an asset or a liability is measured using the assumptions that market participants would use when pricing the asset or liability, assuming that market participants act in their economic best interest. A fair value measurement of a non-financial asset takes into account a market participant's ability to generate economic benefits by using the asset in its highest and best use or by selling it to another market participant that would use the asset in its highest and best use.

All assets and liabilities for which fair value is measured or disclosed in the financial statements are categorised within the fair value hierarchy, described as follows, based on the lowest level input that is significant to the fair value measurement as a whole:

- Level 1 - Quoted (unadjusted) market prices in active markets for identical assets or liabilities.
- Level 2 - Valuation techniques for which the lowest level input that is significant to the fair value measurement is directly or indirectly observable.
- Level 3 - Valuation techniques for which the lowest level input that is significant to the fair value measurement is unobservable.

For assets and liabilities that are recognised in the financial statements on a recurring basis, the Company determines whether transfers have occurred between levels in the hierarchy by re-assessing categorisation (based on the lowest

Notes to the Standalone Financial Statements (Contd.)

level input that is significant to the fair value measurement as a whole) at the end of each reporting period.

External valuers are involved for valuation of significant assets, such as properties and unquoted financial assets and significant liabilities, such as contingent consideration. Involvement of external valuers is decided upon annually by the management.

For the purpose of fair value disclosures, the Company has determined classes of assets and liabilities on the basis of the nature, characteristics and risks of the asset or liability and the level of the fair value hierarchy as explained above.

This note summarises accounting policy for fair value. Other fair value related disclosures are given in the relevant notes.

- Disclosures for valuation methods, significant estimates and assumptions (note 4 & 37)
- Quantitative disclosures of fair value measurement hierarchy (note 37)
- Investment in unquoted equity shares (note 6B)
- Investment properties (note 4)
- Financial instruments (including those carried at amortised cost) (note 38)

v) **Optionally convertible redeemable preference shares**

Optionally convertible redeemable preference shares issued to wholly owned subsidiaries are accounted as investment carried at cost. In such instruments only the subsidiaries companies will have the option to buy back and dividend will be completely discretionary at the subsidiaries option. The Company will not have any legal or contractual right either in normal or in default scenario to require the subsidiaries to make payment of principal or interest as issuer has the right to convert the instrument into equity shares at any time during its tenure. Amount is fixed at upfront and conversion will be into fixed number of shares.

w) **Convertible Instruments**

Convertible instruments are separated into liability and equity components based on the terms of the contract.

On issuance of the convertible instruments, the fair value of the liability component is determined using a market rate for an equivalent non-convertible instrument. This amount is classified as a financial liability measured at amortised cost (net of transaction costs) until it is extinguished on conversion or redemption.

The remainder of the proceeds is allocated to the conversion option that is recognised and included in equity since conversion option meets Ind AS 32 criteria for fixed to fixed classification. Transaction costs are deducted from equity, net of associated income tax. The carrying amount of the conversion option is not remeasured in subsequent years.

Transaction costs are apportioned between the liability and equity components of the convertible instruments based on the allocation of proceeds to the liability and equity components when the instruments are initially recognised.

x) **Non-current assets held for sale**

The Company classifies non-current assets and disposal groups as held for sale if their carrying amounts will be

recovered principally through a sale/ distribution rather than through continuing use. Actions required to complete the sale/ distribution should indicate that it is unlikely that significant changes to the sale will be made or that the decision to sell will be withdrawn. Management must be committed to the sale expected within one year from the date of classification.

For these purposes, sale transactions include exchanges of non-current assets for other non-current assets when the exchange has commercial substance. The criteria for held for sale classification is regarded met only when the assets or disposal group is available for immediate sale in its present condition, subject only to terms that are usual and customary for sales/ distribution of such assets (or disposal groups), its sale is highly probable; and it will genuinely be sold, not abandoned. The group treats sale of the asset or disposal group to be highly probable when:

- The appropriate level of management is committed to a plan to sell the asset,
- An active programme to locate a buyer and complete the plan has been initiated,
- The asset (or disposal group) is being actively marketed for sale at a price that is reasonable in relation to its current fair value,
- The sale is expected to qualify for recognition as a completed sale within one year from the date of classification, and
- Actions required to complete the plan indicate that it is unlikely that significant changes to the plan will be made or that the plan will be withdrawn.

Non-current assets held for sale/ for distribution to owners and disposal groups are measured at the lower of their carrying amount and the fair value less costs to sell. Assets and liabilities classified as held for sale are presented separately in the balance sheet.

Property, plant and equipment and intangible assets once classified as held for sale to owners are not depreciated or amortised.

y) **Earnings per share**

Basic earnings per share is calculated by dividing the net profit or loss for the period attributable to equity shareholders (after deducting attributable taxes) by the weighted average number of equity shares outstanding during the period. The weighted-average number of equity shares outstanding during the period is adjusted for events such as bonus issue, bonus element in a rights issue, share split and reverse share split (consolidation of shares) that have changed the number of equity shares outstanding, without a corresponding change in resources.

For the purpose of calculating diluted earnings per share, the net profit or loss for the period attributable to equity shareholders and the weighted-average number of shares outstanding during the period are adjusted for the effects of all dilutive potential equity shares.

z) **Changes in accounting policies and disclosures**

New and amended standards

The Company applied Ind AS 115 for the first time. The nature and effect of the changes as a result of adoption of these new accounting standards are described below.

Several other amendments and interpretations apply for the first time in March 2019, but do not have an impact on the standalone financial statements of the Company. The Company has not early adopted any standards or amendments that have been issued but are not yet effective.

Ind AS 115 Revenue from Contracts with Customers

Ind AS 115 supersedes Ind AS 11 Construction Contracts and Ind AS 18 Revenue and it applies, with limited exceptions, to all revenue arising from contracts with customers. Ind AS 115 establishes a five-step model to account for revenue arising from contracts with customers and requires that revenue be recognised at an amount that reflects the consideration to which an entity expects to be entitled in exchange for transferring goods or services to a customer.

Ind AS 115 requires entities to exercise judgment, taking into consideration all of the relevant facts and circumstances when applying each step of the model to contracts with their customers. The standard also specifies the accounting for the incremental costs of obtaining a contract and the costs directly related to fulfilling a contract. In addition, the standard requires extensive disclosures.

The application of Ind AS 115 has impacted the Company's accounting for recognition of revenue from real estate projects. For certain real estate contracts where the Company was following Percentage of Completion method (POCM) as per the "Guidance Note on Real Estate Transactions", issued by Institute of Chartered Accountants of India, revenue has been recognized at a point in time in accordance with and pursuant to conditions specified in Ind AS 115 "Revenue from Contracts with Customers". However for other contracts, the Company continues to recognize revenue over the period of time. The Company has applied the modified retrospective approach to contracts that were not completed as of 1 April 2018. The Company elected to apply the standard to all contracts as at 1 April 2018.

The cumulative effect of initially applying Ind AS 115 is recognised at the date of initial application as an adjustment to the opening balance of retained earnings. Therefore, the comparative information was not restated and continues to be reported under Ind AS 11 and Ind AS 18.

The Company has applied the modified retrospective approach to contracts that were not completed as of 1 April 2018 and has given impact of Ind AS 115 application by debit to retained earnings as at the said date by ₹ 396,399.66 lakhs (net of tax) pertaining to recognition of revenue based on satisfaction of performance obligation.

Due to application of Ind AS 115, revenue from operations for the year ended 31 March 2019 is higher by ₹ 179,742.33 lakhs and net profit after tax for the year ended 31 March 2019 is higher by ₹ 80,488.11 lakhs than it would have been if erstwhile standards were applicable. Refer note 61 for details disclosures as required under Ind AS 115 Revenue from contracts with customers.

Amendment to Ind AS 20 Government grant related to non-monetary asset

The amendment allows and entity to the option of recording non-monetary government grants at nominal amount and

presenting government grants related to assets by deducting the grant from the carrying amount of asset.

There is no impact of this amendment on the Company.

Amendment to Ind AS 38 Intangible asset acquired free of charge

The amendment clarifies that in some cases, an intangible asset may be acquired free of charge, or for nominal consideration, by way of a government grant. The amendment also clarifies that revaluation model can be applied for asset which is received as government grant and measured at nominal value. These amendments do not have any impact on the Company's standalone financial statements.

Appendix B to Ind AS 21 Foreign Currency Transactions and Advance Considerations

The appendix clarifies that, in determining the spot exchange rate to use on initial recognition of the related asset, expense or income (or part of it) on the de-recognition of a non-monetary asset or non-monetary liability relating to advance consideration, the date of the transaction is the date on which an entity initially recognises the non-monetary asset or non-monetary liability arising from the advance consideration. If there are multiple payments or receipts in advance, then the entity must determine the date of the transactions for each payment or receipt of advance consideration. Since Company current practice is in line with the clarifications issued, there is no material effect on its standalone financial statements.

Amendments to Ind AS 40 Transfers of Investment Property

The amendments clarify when an entity can transfer property, including property under construction or development into, or out of investment property. The amendments state that a change in use occurs when the property meets, or ceases to meet, the definition of investment property and there is evidence of the change in use. A mere change in management's intentions for the use of a property does not provide evidence of a change in use. Since Company's current practice is in line with the clarifications issued, there is no material effect standalone financial statements.

Amendments to Ind AS 12 Recognition of Deferred Tax Assets for Unrealised Losses

The amendments clarify that an entity needs to consider whether tax law restricts the sources of taxable profits against which it may make deductions on the reversal of that deductible temporary difference. Furthermore, the amendments provide guidance on how an entity should determine future taxable profits and explain the circumstances in which taxable profit may include the recovery of some assets for more than their carrying amount.

Entities are required to apply the amendments retrospectively. On initial application of the amendments, the change in the opening equity of the earliest comparative period may be recognised in opening retained earnings (or in another component of equity, as appropriate), without allocating the change between opening retained earnings and other components of equity.

Since Company's current practice is in line with the clarifications issued, there is no material effect on the standalone financial statements.

Notes to the Standalone Financial Statements (Contd.)

Ind AS 28 Investments in Associates and Joint Ventures - Clarification that measuring investees at fair value through profit or loss is an investment-by-investment choice

Since Company's current practice is in line with the clarifications issued, there is no material effect on the standalone financial statements.

Amendments to Ind AS 112 Disclosure of Interests in Other Entities:

The amendments clarified that the disclosure requirements in Ind AS 112, other than those in paragraphs B10–B16, apply to an entity's interest in a subsidiary, a joint venture or an associate (or a portion of its interest in a joint venture or an associate) that is classified (or included in a disposal group that is classified) as held for sale.

Since in the current year, there has been no disposal of entity's interest in any subsidiary, joint venture or an associate, the amendment doesn't have any impact on the standalone financial statements.

aa) Significant management judgment in applying accounting policies and estimation uncertainty

The preparation of the Company's financial statements requires management to make judgments, estimates and assumptions that affect the reported amounts of revenues, expenses, assets and liabilities and the related disclosures.

Significant management judgments

Recognition of deferred tax assets - The extent to which deferred tax assets can be recognized is based on an assessment of the probability of the future taxable income against which the deferred tax assets can be utilized.

Evaluation of indicators for impairment of assets - The evaluation of applicability of indicators of impairment of assets requires assessment of several external and internal factors which could result in deterioration of recoverable amount of the assets.

Classification of leases - The Company enters into leasing arrangements for various assets. The classification of the leasing arrangement as a finance lease or operating lease is based on an assessment of several factors, including, but not limited to, transfer of ownership of leased asset at end of lease term, lessee's option to purchase and estimated certainty of exercise of such option, proportion of lease term to the asset's economic life, proportion of present value of minimum lease payments to fair value of leased asset and extent of specialized nature of the leased asset.

Impairment of financial assets - At each balance sheet date, based on historical default rates observed over expected life, the management assesses the expected credit loss on outstanding financial assets.

Provisions - At each balance sheet date basis the management judgment, changes in facts and legal aspects, the Company assesses the requirement of provisions against the outstanding contingent liabilities. However the actual future outcome may be different from this judgment.

Revenue from contracts with customers-

The Company has applied judgments that significantly affect the determination of the amount and timing of revenue from contracts with customers:

Significant estimates

Net realizable value of inventory - The determination of net realisable value of inventory involves estimates based on prevailing market conditions, current prices and expected date of commencement and completion of the project, the estimated future selling price, cost to complete projects and selling cost. The Company also involves specialist to perform valuations of inventories, wherever required.

Useful lives of depreciable/ amortisable assets - Management reviews its estimate of the useful lives of depreciable/ amortisable assets at each reporting date, based on the expected utility of the assets. Uncertainties in these estimates relate to technical and economic obsolescence that may change the utility of assets.

Valuation of investment property - Investment property is stated at cost. However, as per Ind AS 40 there is a requirement to disclose fair value as at the balance sheet date. The Group engaged independent valuation specialists to determine the fair value of its investment property as at reporting date. The determination of the fair value of investment properties requires the use of estimates such as future cash flows from the assets (such as lettings, future revenue streams, capital values of fixtures and fittings, any environmental matters and the overall repair and condition of the property) and discount rates applicable to those assets. In addition, development risks (such as construction and letting risk) are also taken into consideration when determining the fair value of the properties under construction. These estimates are based on local market conditions existing at the balance sheet date.

Defined benefit obligation (DBO) - Management's estimate of the DBO is based on a number of underlying assumptions such as standard rates of inflation, mortality, discount rate and anticipation of future salary increases. Variation in these assumptions may significantly impact the DBO amount and the annual defined benefit expenses.

Fair value measurements - Management applies valuation techniques to determine the fair value of financial instruments (where active market quotes are not available). This involves developing estimates and assumptions consistent with how market participants would price the instrument.

Valuation of investment in subsidiaries, joint ventures and associates - Investments in joint ventures and associates are carried at cost. At each balance sheet date, the management assesses the indicators of impairment of such investments. This requires assessment of several external and internal factor including capitalisation rate, key assumption used in discounted cash flow models (such as revenue growth, unit price and discount rates) or sales comparison method which may affect the carrying value of investments in subsidiaries, joint ventures and associates.

3. PROPERTY, PLANT AND EQUIPMENT

The changes in the carrying value of property, plant and equipment for the year ended 31 March 2019 are as follows:

(` in lakhs)

Description	Gross block				Accumulated depreciation				Net block	
	1 April 2018	Additions	Disposals/ Adjustments	31 March 2019	1 April 2018	Additions	Disposals/ Adjustments	31 March 2019	31 March 2019	31 March 2018
	(a)	(b)	(c)	(d) = (a) + (b) - (c)	(e)	(f)	(g)	(h) = (e) + (f) - (g)	(i) = (d) - (h)	(j)
Freehold land [refer note (vi)]	1,802.52	-	-	1,802.52	-	-	-	-	1,802.52	1,802.52
Buildings [refer note (vi)]	10,768.71	-	-	10,768.71	901.05	411.50	-	1,312.55	9,456.16	9,867.66
Plant and machinery	16,933.53	66.92	-	17,000.45	4,023.39	1,779.27	-	5,802.66	11,197.79	12,910.14
Furniture and fixtures	1,667.11	13.71	5.06	1,675.76	962.23	301.36	0.83	1,262.76	413.00	704.88
Vehicles	893.96	140.26	365.14	669.08	347.13	131.70	320.95	157.88	511.20	546.83
Office equipments	755.71	159.72	10.59	904.84	458.61	153.60	9.57	602.64	302.20	297.10
Aircraft and helicopter	6,029.54	-	-	6,029.54	1,248.98	415.95	-	1,664.93	4,364.61	4,780.56
Total	38,851.08	380.61	380.79	38,850.90	7,941.39	3,193.38	331.35	10,803.42	28,047.48	30,909.69
Capital work-in-progress	1,517.28	363.13	-	1,880.41	-	-	-	-	1,880.41	1,517.28

The changes in the carrying value of property, plant and equipment for the year ended 31 March 2018 are as follows:

(` in lakhs)

Description	Gross block				Accumulated depreciation				Net block	
	1 April 2017	Additions	Disposals/ Adjustments	31 March 2018	1 April 2017	Additions	Disposals/ Adjustments	31 March 2018	31 March 2018	31 March 2017
	(a)	(b)	(c)	(d) = (a) + (b) - (c)	(e)	(f)	(g)	(h) = (e) + (f) - (g)	(i) = (d) - (h)	(j)
Freehold land	691.59	1,210.57	99.64	1,802.52	-	-	-	-	1,802.52	691.59
Buildings	13,652.67	12.26	2,896.22	10,768.71	606.71	431.16	136.82	901.05	9,867.66	13,045.96
Plant and machinery	17,023.53	313.44	403.44	16,933.53	2,057.31	2,023.61	57.53	4,023.39	12,910.14	14,966.22
Furniture and fixtures	1,755.12	29.20	117.21	1,667.11	522.75	473.73	34.25	962.23	704.88	1,232.37
Vehicles	886.88	95.25	88.17	893.96	276.78	122.40	52.05	347.13	546.83	610.10
Office equipments	588.95	174.72	7.96	755.71	295.72	169.49	6.60	458.61	297.10	293.23
Aircraft and helicopter	6,029.54	-	-	6,029.54	833.03	415.95	-	1,248.98	4,780.56	5,196.51
Total	40,628.28	1,835.44	3,612.64	38,851.08	4,592.30	3,636.34	287.25	7,941.39	30,909.69	36,035.98
Capital work-in-progress	2,807.72	1,092.44	2,382.88	1,517.28	-	-	-	-	1,517.28	2,807.72

(i) Contractual obligations

Refer note 49(i) for disclosure of contractual commitments for the acquisition of property, plant and equipment.

(ii) Capital work-in-progress

Capital work-in progress comprises expenditure on buildings and plant and machinery under course of construction and installation in respect of clubs and other assets.

Notes to the Standalone Financial Statements (Contd.)

(iii) Property, plant and equipment pledged as security

Refer note 18 and 23 for information on property, plant and equipment pledged as security for borrowings by the Company.

(iv) Reassessment of useful lives of assets

During the previous year, the Company has based on technical evaluation reassessed the remaining useful life of golf and club assets classified under building, plant and machinery. Due to this reassessment, useful lives have been reduced to 20 years.

(v) Assets given under operation and management agreement

Out of total assets, assets amounting to ₹ 16,532.02 lakhs (31 March 2018: ₹ 18,792.78 lakhs) are given to DLF Golf Resorts Limited, a subsidiary company, under operation and management agreement [refer note 2.1(h)].

(vi) Assets not held in the name of Company

(a) Freehold land includes net block of ₹ 83.74 lakhs (31 March 2018: ₹ 83.74 lakhs) in respect of 9 hole Golf course and wherein the legal title of the land is in the name of one of the subsidiary company. On the said land parcel, buildings having net block of ₹ 5,030.76 lakhs (31 March 2018: ₹ 5,055.00 lakhs) is constructed.

(b) Freehold land includes net block of ₹ 148.75 lakhs (31 March 2018: ₹ 148.75 lakhs) wherein the legal title of land is not in the name of the Company and the Company is in process of registration.

(vii) Capitalised borrowing cost

No borrowing costs was capitalised during the current year and previous year.

(viii) Deemed cost of property, plant and equipment (represents deemed cost on the date of transition to Ind AS i.e on 1 April 2015

(₹ in lakhs)

Description	Gross block	Accumulated depreciation	Net block
Freehold land	691.59	-	691.59
Buildings	8,487.71	1,116.63	7,371.08
Plant and machinery	831.78	212.18	619.60
Furniture and fixtures	1,858.63	826.00	1,032.63
Vehicles	1,738.07	988.11	749.96
Office equipments	2,664.21	2,265.81	398.40
Aircraft and helicopter	20,524.27	8,232.57	12,291.70
Total	36,796.26	13,641.30	23,154.96

4. INVESTMENT PROPERTY

The changes in the carrying value of investment properties for the year ended 31 March 2019 are as follows:

(₹ in lakhs)

Description	Gross block					Accumulated amortisation					Net block	
	1 April 2018	Additions	Disposals/ Adjustment	Assets classified as held for sale (refer note (ix) below)	31 March 2019	1 April 2018	Additions	Disposals/ Adjustments	Transfer to assets held for sale (refer note 58)	31 March 2019	31 March 2019	31 March 2018
	(a)	(b)	(c)	(d)	(e) = (a) + (b) - (c) - (d)	(f)	(g)	(h)	(i)	(j) = (f) + (g) - (h) - (i)	(k) = (e) - (j)	(l)
Leasehold land*	62,833.62	557.50	-	47,611.41	15,779.71	1,363.15	595.56	-	1,958.71	-	15,779.71	61,470.47
Freehold land [refer note (v) below]	31,300.43	2.61	-	-	31,303.04	-	-	-	-	-	31,303.04	31,300.43
Building and related equipments [refer note (v) below]	262,197.56	1,095.46	34.91	185,017.36	78,240.75	16,932.40	7,748.92	-	15,367.28	9,314.04	68,926.71	245,265.16
Furniture and fixtures	1,982.33	180.10	0.42	761.49	1,400.52	997.05	439.95	-	252.94	1,184.06	216.46	985.28
Sub-total (A)	358,313.94	1,835.67	35.33	233,390.26	126,724.02	19,292.60	8,784.43	-	17,578.93	10,498.10	116,225.92	339,021.34
Capital work-in-progress (B)**	7,954.62	3,214.58	-	-	11,169.20	-	-	-	-	-	11,169.20	7,954.62
Total (A+B)	366,268.56	5,050.25	35.33	233,390.26	137,893.22	19,292.60	8,784.43	-	17,578.93	10,498.10	127,395.12	346,975.96

The changes in the carrying value of investment properties for the year ended 31 March 2018 are as follows:

(` in lakhs)

Description	Gross block					Accumulated depreciation					Net block	
	1 April 2017	Additions	Disposals/ Adjustments [@]	Assets classified as held for sale	31 March 2018	1 April 2017	Additions	Disposals/ Adjustments	Transfer to assets held for sale	31 March 2018	31 March 2018	31 March 2017
	(a)	(b)	(c)	(d)	(e) = (a) + (b) - (c) - (d)	(f)	(g)	(h)	(i)	(j) = (f) + (g) - (h) - (i)	(k) = (e) - (j)	(l)
Leasehold land*	52,774.88	10,058.74	-	-	62,833.62	-	1,363.15	-	-	1,363.15	61,470.47	52,774.88
Freehold land [refer note (v) below]	31,200.79	-	(99.64)	-	31,300.43	-	-	-	-	-	31,300.43	31,200.79
Building and related equipments [refer note (v) below]	242,467.44	17,649.30	(2,080.82)	-	262,197.56	9,523.05	7,280.72	(128.63)	-	16,932.40	245,265.16	232,944.39
Furniture and fixtures	1,819.04	37.81	(125.48)	-	1,982.33	515.32	450.14	(31.59)	-	997.05	985.28	1,303.72
Sub-total (A)	328,262.15	27,745.85	(2,305.94)	-	358,313.94	10,038.37	9,094.01	(160.22)	-	19,292.60	339,021.34	318,223.78
Capital work-in-progress (B)	44,920.85	5,725.94	42,692.17	-	7,954.62	-	-	-	-	-	7,954.62	44,920.85
Total (A+B)	373,183.00	33,471.79	40,386.23	-	366,268.56	10,038.37	9,094.01	(160.22)	-	19,292.60	346,975.96	363,144.63

* This includes land taken on lease for the period more than 99 years.

** Capital work-in-progress comprises expenditure for building and related equipments under course of construction and installation.

@ During the previous year, gross block of freehold land of ` 99.64 lakhs; building and related equipments of ` 2,080.82 lakhs with accumulated depreciation thereon of ` 128.63 lakhs and furniture and fixtures of ` 125.48 lakhs with accumulated depreciation thereon of ` 31.59 lakhs was transferred from property, plant and equipments to investment properties.

(i) Contractual obligations

Refer note 49(i) for disclosure of contractual commitments for the acquisition of investment properties.

(ii) Capitalised borrowing cost

The borrowing costs capitalised during the year ` Nil (31 March 2018: ` 380.30 lakhs).

(iii) Investment property pledged as security

Refer note 18 and 23 for information on investment properties pledged as security by the Company.

(iv) (a) Amount recognised in profit and loss for investment properties

(` in lakhs)

	31 March 2019	31 March 2018
Rental income derived from investment properties	49,531.09	41,288.92
Direct operating expenses (including repairs and maintenance) generating rental income*	2,220.36	1,981.96
Profit arising from investment properties before depreciation and indirect expenses	47,310.73	39,306.96
Less: depreciation	8,784.43	9,094.01
Profit from leasing of investment properties	38,526.30	30,212.95

* It includes advertisement and publicity, sales promotion, fee & taxes, ground rent, repair and maintenance, legal & professional, commission and brokerage.

(b) Fair value hierarchy and valuation technique

1) The Company's investment properties consist of two class of assets i.e. commercial properties and retail mall, which has been determined based on the nature, characteristics and risks of each property.

As at 31 March 2019 and 31 March 2018, the fair values of the properties are ` 460,279.69 lakhs and ` 761,725.40 lakhs, respectively. The fair value of investment property has been determined by external, independent property valuers, having

Notes to the Standalone Financial Statements (Contd.)

appropriate recognised professional qualification and recent experience in the location and category of the property being valued. A valuation model in accordance with that recommended by the international valuation standards committee had been applied. The Company obtains independent valuations for its investment properties annually and fair value measurement has been categorised as Level 3. The fair value has been arrived using discounted cash flow projections based on reliable estimates of future cash flows considering growth in rental of 3%-5% (31 March 2018: 3%-5%), long-term vacancy rate of 7.50%-9.50% (31 March 2018: 7.50%-9-50%) and discount rate of 11.50% (31 March 2018: 11.50%).

- 2) In addition to (a) above, the Company ("Developer") has a land parcels which is notified Special Economic Zone ("SEZ") and classified under investment property. The Developer has partially developed the SEZ under the co-development agreement between the Company and DLF Assets Private Limited ("DAPL" or "the Co-developer"), one of the subsidiary company and transferred completed bare shell buildings to DAPL. Remaining portion of such land is under development. As per the co-developer agreement, the underneath the buildings has been given on long-term lease to DAPL. The management has assessed that the value of such SEZ land classified under investment property, based on the prevailing circle rates, is higher than the book value. However, given the above arrangement and restriction on the sale of land in a SEZ as described under SEZ Rules 2006, the management considered carrying value aggregating ₹ 13,214.25 lakhs (31 March 2018: ₹ 13,214.25 lakhs) to be a reasonable estimate of its fair value.

Reconciliation of fair value

(₹ in lakhs)

	Investment Properties
Opening balance as at 1 April 2018	761,725.40
Increase of Fair value	9,563.40
Decline in fair value	16,009.11
Transferred to Assets held for sale (refer note 58)	295,000.00
Closing balance as at 31 March 2019	460,279.69

(v) Assets not held in the name of Company

Freehold land includes net block of ₹ 1,254.44 lakhs (31 March 2018: ₹ 1,254.44 lakhs) in respect of Magnolias club, Park Place and Amex tower projects. Wherein the legal title of the land is in the name of one of the subsidiary company and not in the name of Company. On the said land parcels buildings having net block of ₹ 12,332.00 lakhs (31 March 2018: ₹ 13,089.11 lakhs) is constructed.

(vi) Leasing arrangements

Certain investment properties are leased to tenants under long-term operating leases with monthly rental payments. Refer note 48 for details on further minimum lease rentals.

(vii) Deemed cost of investment property (represents deemed cost on the date of transition to Ind AS i.e. on April 1, 2015).

(₹ in lakhs)

Description	Gross block	Accumulated depreciation	Net block
Leasehold land	5,721.71	-	5,721.71
Freehold land	47,418.49	-	47,418.49
Building and related equipments	88,346.44	10,724.70	77,621.74
Furniture and fixtures	1,808.45	634.90	1,173.55
Total	143,295.09	11,359.60	131,935.49

(viii) Figures in disposals/ adjustments column include adjustments on account of credit note issued by contractor for capital goods having gross block of ₹ 35.00 lakhs (31 March 2018: ₹ Nil).

(ix) Assets classified held for sale (refer note 58).

(x) The title deeds of immovable properties included in investment property amounting to ₹ 45,653.00 lakhs are pledged with the banks against borrowings taken by subsidiary company and are not physically available with the Company.

The title deed of such immovable properties are pledged and available with HDFC Limited. The Company has also constructed building on such land having net block of ₹ 145,517.00 lakhs.

(` in lakhs)

5. OTHER INTANGIBLES ASSETS			
	Softwares	Rights under build, own, operate and transfer arrangement (Refer note below)	Total
Gross block			
Balance as at 31 March 2017	129.74	17,536.16	17,665.90
Additions	-	-	-
Disposals/ adjustments	-	-	-
Balance as at 31 March 2018	129.74	17,536.16	17,665.90
Additions	20.10	-	20.10
Disposals/ adjustments	-	-	-
Balance as at 31 March 2019	149.84	17,536.16	17,686.00
Accumulated amortisation			
Balance as at 31 March 2017	60.82	868.90	929.72
Charge for the year	4.76	462.43	467.19
Disposals/ adjustments for the year	(2.72)	-	(2.72)
Balance as at 31 March 2018	62.86	1,331.33	1,394.19
Charge for the year	10.40	497.95	508.35
Disposals/ adjustments for the year	-	-	-
Balance as at 31 March 2019	73.26	1,829.28	1,902.54
Net book value as at 31 March 2018	66.88	16,204.83	16,271.71
Net book value as at 31 March 2019	76.58	15,706.88	15,783.46

Note: The Company has acquired exclusive usage rights for 30 years under the build, own, operate and transfer scheme in respect of properties developed as automated multi-level car parking and commercial space and classified them under the "Intangible Assets - Rights under build, own, operate and transfer arrangement" [refer note 2.1(e)].

(i) Deemed cost of Other intangibles assets (represents deemed cost on the date of transition to Ind AS i.e. on 1 April 2015).

(` in lakhs)

Description	Gross block	Accumulated depreciation	Net block
Softwares	3,888.24	3,790.73	97.51
Rights under build, own, operate and transfer arrangement	18,247.95	725.51	17,522.44
Total	22,136.19	4,516.24	17,619.95

(` in lakhs)

6A. INVESTMENT IN SUBSIDIARIES, ASSOCIATES, JOINT VENTURES AND PARTNERSHIP FIRMS¹				
	No. of shares 31 March 2019	No. of shares 31 March 2018	Amount 31 March 2019	Amount 31 March 2018
In Unquoted equity shares²				
In Subsidiaries				
DLF Info Park (Pune) Limited	50,000	50,000	893.91	893.91
Breeze Constructions Private Limited	50,000,000	50,000,000	5,000.00	5,000.00
Dalmia Promoters and Developers Private Limited	100,000	100,000	10.00	10.00
DLF Commercial Developers Limited	201,500	201,500	20.20	20.20
DLF Estate Developers Limited ³	5,102	5,102	27.19	27.19
Tiberias Developers Limited (formerly DLF Finvest Limited)	3,000,000	3,000,000	300.00	300.00
DLF Golf Resorts Limited ³	400,000	400,000	44.59	44.59
DLF Luxury Homes Limited	600,000,000	600,000,000	60,000.10	60,000.10

Notes to the Standalone Financial Statements (Contd.)

(` in lakhs)

6A. INVESTMENT IN SUBSIDIARIES, ASSOCIATES, JOINT VENTURES AND PARTNERSHIP FIRMS¹ (CONTD.)				
	No. of shares 31 March 2019	No. of shares 31 March 2018	Amount 31 March 2019	Amount 31 March 2018
DLF Home Developers Limited ³	93,703,764	93,703,764	408,299.62	439,018.74
Lodhi Property Company Limited	16,154,334	11,612,627	132,495.65	132,495.65
DLF Info Park Developers (Chennai) Limited	320,000,000	320,000,000	32,000.00	32,000.00
DLF Info City Chennai Limited ⁴	8,152,227	-	30,719.12	-
DLF Phase-IV Commercial Developers Limited	400,000	400,000	40.06	40.06
DLF Property Developers Limited	100,000	100,000	10.00	10.00
DLF Projects Limited	4,288,500	4,288,500	5.00	5.00
DLF Real Estate Builders Limited	110,396	110,396	15.60	15.60
DLF Residential Builders Limited	100,000	100,000	10.00	10.00
DLF Residential Developers Limited	100,000	100,000	10.00	10.00
DLF Residential Partners Limited	100,000	100,000	10.00	10.00
DLF South Point Limited	400,000	400,000	40.00	40.00
DLF Universal Limited ³	50,000	50,000	599.28	599.28
DLF Utilities Limited ³	107,074,641	107,074,641	41,149.66	41,149.66
Eastern India Powertech Limited	69,320,037	69,320,037	6,932.00	6,932.00
Edward Keventer (Successors) Private Limited	425,961,500	425,961,500	86,392.06	86,392.06
Paliwal Developers Limited	10,000	10,000	1.00	1.00
Paliwal Real Estate Limited	1,010,000	1,010,000	101.00	101.00
DLF Builders and Developers Private Limited (formerly SC Hospitality Private Limited)	5,600,000	5,600,000	560.00	560.00
Sub-total (A)			805,686.04	805,686.04
In joint ventures				
Joyous Housing Limited (face value of ` 100 each)	37,500	37,500	6,109.56	6,109.56
DLF Cyber City Developers Limited [refer note 47(b)] ³ (B Class Equity) ⁷	333,300,000	-	-	-
DLF Cyber City Developers Limited [refer note 47(b)] ³	1,509,294,198	1,509,294,198	304.42	304.42
Sub-total (B)			6,413.98	6,413.98
In preference shares^{5 & 6}				
In subsidiaries, joint ventures and associates companies				
Caraf Builders & Constructions Private Limited [refer note 47(b)]	-	-	-	14,036.21
DLF Cyber City Developers Limited [refer note 47(b)]	-	-	15,401.07	1,364.86
Paliwal Developers Limited	4,000	4,000	3.70	3.70
DLF Home Developers Limited	88,544,000	88,544,000	81,947.61	81,947.61
DLF Estate Developers Limited	4,450	4,500	4.13	4.13
DLF Real Estate Builders Limited	4,348	4,348	4.04	4.04
DLF Projects Limited ³	26,300,000	26,300,000	1,960.03	1,431.23
DLF Luxury Homes Limited	4,000,000	-	40,000.00	-
Sub-total (C)			139,320.58	98,791.78
In Partnership firms (refer note 6D)				
DLF Office Developers			1,045.43	3,383.38
DLF Gayatri Developers			10.00	10.00

(` in lakhs)

6A. INVESTMENT IN SUBSIDIARIES, ASSOCIATES, JOINT VENTURES AND PARTNERSHIP FIRMS¹ (CONTD.)				
	No. of shares 31 March 2019	No. of shares 31 March 2018	Amount 31 March 2019	Amount 31 March 2018
DLF Green Valley			1,000.00	1,000.00
DLF Commercial Projects Corporation			50.54	50.54
Rational Builders and Developers			32.00	32.00
Sub-total (D)			2,137.97	4,475.92
In other investments				
In Associates				
DLF Homes Panchkula Private Limited ³			10.30	10.30
Sub-total (E)			10.30	10.30
In Subsidiaries				
DLF Recreational Foundation Limited ³			1.25	1.25
DLF Southern Towns Private Limited ³			8.35	8.35
DLF Garden City Indore Private Limited ³			11.77	11.77
Sub-total (F)			21.37	21.37
Total 6A (A+B+C+D+E+F)			953,590.24	915,399.39
Current			-	-
Non-current			953,590.24	915,399.39
Aggregate amount of book value and market value of quoted investments			-	-
Aggregate amount of unquoted investments			953,590.24	915,399.39
Aggregate amount of impairment in value of investments			-	-

- 1 All the investment in equity shares of subsidiaries, associates and joint ventures are stated at cost as per Ind AS 27 'Separate Financial Statements'.
- 2 All equity shares of ` 10/- each unless otherwise stated
- 3 These investments are on account of or includes the investment booked for subsidiaries on account of stock options issued to employees of those subsidiaries.
- 4 During the year, SEZ Divisoin of DLF Home Developers Limited got demerged into DLF Info City Chennai Limited vide order dated 4 January 2019 passed by Hon'ble NCLT Principal Bench, New Delhi. Accordingly, the Company has received 8,152,227 number of shares in DLF Info City Chennai Limited accordingly proportionate cost of investment, on the basis of net worth, has been allocated to DLF Info City Chennai Limited from DLF Home Developers Limited.
- 5 All are redeemable instruments and having face value of ` 100/- each unless otherwise stated and are measured at amortised cost. These preference shares are redeemed at the option of the holder i.e. the Company on or before expiry of 2029 from the date of allotment. These instrument carries cumulative dividend @ 0.01% to 12%. Also refer note 2(v). OCRPS are redeemable by 2029.
- 6 These are equity portion of compound financial instruments.
- 7 During the year, bonus shares have been issued by DLF Cyber City Developers Limited (DCCDL) (Class B equity shares) as per below terms and conditions:
 - Class-B equity shares shall not carry any voting rights;
 - Holder of Class-B equity shares shall not receive any proceeds of any winding-up of liquidation of the Company;
 - Holder of Class-B equity shares shall have the right to receive dividend only to the extent specifically approved/ recommended by the Board in the relevant financial year; and
 - These Class-B equity shares shall not stand pari-passu with the already existing equity shares issued by DCCDL, however these Class-B equity shares shall stand pari-passu to the Class-B equity shares to be issued in future by DCCDL, if any, on account of conversion of existing 0.001% Class-B Compulsorily Convertible Preference shares of ` 10/- each ("Class-B CCPS") in terms of Class-B CCPS issued and allotted on 26 December 2017 by DCCDL.

Notes to the Standalone Financial Statements (Contd.)

(` in lakhs)

6B. INVESTMENT IN OTHERS				
Investments at fair value through OCI (fully paid)	No. of shares 31 March 2019	No. of shares 31 March 2018	Amount 31 March 2019	Amount 31 March 2018
In other companies*				
Unquoted equity shares				
Alankrit Estates Limited	3	3	0.07	0.05
DLF Brands Private Limited (formerly known as DLF Brands Limited)	8,000,000	8,000,000	471.20	460.00
Kirtimaan Builders Limited	2	2	0.29	0.37
Northern India Theatres Private Limited (face value of ` 100/- each)	90	90	-	\$
Realest Builders and Services Private Limited	50,012	50,012	5.03	5.03
Ujagar Estates Limited	2	2	0.60	0.51
Sub-total (A)			477.19	465.96

All these investments (being strategic in nature) are measured at fair value through other comprehensive income ('FVOCI') since these are not held for trading purposes and thus disclosing their fair value fluctuation in profit and loss will not reflect the purpose of holding. No dividends have been received from such investments during the year.

\$ Rounded off to Nil.

(` in lakhs)

INVESTMENTS AT FAIR VALUE THROUGH PROFIT & LOSS				
In mutual funds (unquoted)*	No. of units 31 March 2019	No. of units 31 March 2018	Amount 31 March 2019	Amount 31 March 2018
Faering Capital India Evolving Fund	310,808	325,017	5,436.34	6,482.36
Faering Capital India Evolving Fund-II	335,000	280,000	3,275.30	2,785.00
Sub-total (B)			8,711.64	9,267.36
Total 6B (A+B)			9,188.83	9,733.32
Current			-	-
Non-current			9,188.83	9,733.32
Aggregate amount of book value and market value of quoted investments			-	-
Aggregate amount of unquoted investments			9,188.83	9,733.32
Aggregate amount of impairment in value of investments			-	-

(` in lakhs)

6C. CURRENT INVESTMENTS				
	No. of units 31 March 2019	No. of units 31 March 2018	Amount 31 March 2019	Amount 31 March 2018
In mutual funds (quoted) (fully paid)*				
Aditya Birla Sun Life Cash Plus (Face Value of ` 100/- each)	-	11,006,778	-	11,036.80
Aditya Birla Sun Life Enhanced Arbitrage Fund (Face Value of ` 10/- each)	-	22,565,825	-	2,491.52
Axis Enhanced Arbitrage Fund (Face Value of ` 10/- each)	-	45,728,919	-	4,998.45
Axis Liquid Fund (Face Value of ` 1,000/- each)	-	402,633	-	4,030.18
DSP BlackRock Liquidity Fund (Face Value of ` 1,000/- each)	-	907,674	-	9,085.21
Franklin India Treasury Management Accounts (Face Value of ` 1,000/- each)	-	633,491	-	6,350.12
ICICI Prudential Equity Arbitrage Fund (Face Value of ` 10/- each)	-	16,848,518	-	2,433.57
ICICI Prudential Money Market Fund (Face Value of ` 100/- each)	-	4,996,903	-	5,007.04
Reliance Arbitrage Advantage Fund (Face Value of ` 10/- each)	-	22,994,426	-	2,496.94

(` in lakhs)

6C. CURRENT INVESTMENTS (CONTD.)				
	No. of units 31 March 2019	No. of units 31 March 2018	Amount 31 March 2019	Amount 31 March 2018
Reliance Liquid Fund-Cash Plan (Face Value of ` 1,000/- each)	-	1,216,381	-	13,560.01
SBI Arbitrage Opportunity Fund (Face Value of ` 10/- each)	-	70,584,672	-	9,987.10
SBI Premier Liquid Fund (Face Value of ` 1,000/- each)	-	1,297,357	-	13,015.73
UTI Money Market Fund (Face Value of ` 1,000/- each)	-	299,737	-	3,007.52
UTI Spread Fund (Face Value of ` 10/- each)	-	44,745,787	-	7,459.57
Total 6(C)			-	94,959.76
# These investments are measured at fair value through profit and loss (FVTPL).				
Aggregate amount of book value and market value of quoted investments			-	94,959.76
Aggregate amount of unquoted investments			-	-
Aggregate amount of impairment in value of investments			-	-

(` in lakhs)

6D. DETAIL OF INVESTMENTS IN PARTNERSHIP FIRM				
	Profit/ (loss) sharing ratio (%) 31 March 2019	Profit/ (loss) sharing ratio (%) 31 March 2018	Amount of investment in capital 31 March 2019	Amount of investment in capital 31 March 2018
Investment in DLF Commercial Projects Corporation				
DLF Limited	72.20	72.20	50.54	50.54
DLF Home Developers Limited	24.80	24.80	17.36	17.36
DLF Phase-IV Commercial Developers Limited	1.00	1.00	0.70	0.70
DLF Residential Builders Limited	1.00	1.00	0.70	0.70
DLF Property Developers Limited	1.00	1.00	0.70	0.70
Total capital of the firm	100.00	100.00	70.00	70.00
Investment in DLF Office Developers				
DLF Limited	85.00	85.00	3,383.38	3,383.38
Kirtimaan Builders Limited	5.00	5.00	380.93	380.93
Ujagar Estates Limited	5.00	5.00	503.63	503.63
Alankrit Estates Limited	5.00	5.00	267.29	267.29
Total capital of the firm	100.00	100.00	4,535.23	4,535.23
In vestment in Rational Builders and Developers				
DLF Limited	86.00	86.00	32.00	32.00
Kirtimaan Builders Limited	5.00	5.00	1.00	1.00
DLF Home Developers Limited	6.00	6.00	2.00	2.00
DLF Phase-IV Commercial Developers Limited	1.00	1.00	1.00	1.00
DLF Property Developers Limited	1.00	1.00	1.00	1.00
DLF Residential Builders Limited	1.00	1.00	1.00	1.00
Total capital of the firm	100.00	100.00	38.00	38.00
Investment in DLF Gayatri Developers				
DLF Limited	46.00	46.00	10.00	10.00
Livana Builders & Developers Private Limited	2.00	2.00	2,205.11	2,205.11
Latona Builders & Contructions Private Limited	2.00	2.00	1,152.60	1,152.60
Chamundeswari Builders Private Limited	2.50	2.50	4,655.47	4,655.47
Gayatri Property Venture Private Limited	47.50	47.50	10.00	10.00
Total capital of the firm	100.00	100.00	8,033.18	8,033.18
Investment in DLF Green Valley				
DLF Limited	50.00	50.00	1,000.00	1,000.00
Vatika Dwellers Limited	50.00	50.00	1,000.00	1,000.00
Total capital of the firm	100.00	100.00	2,000.00	2,000.00

Notes to the Standalone Financial Statements (Contd.)

(` in lakhs)

7. LOANS				
(Unsecured, considered good unless stated otherwise)	Non-current		Current	
	31 March 2019	31 March 2018	31 March 2019	31 March 2018
Loan and advances to related parties (refer note 45)				
Due from subsidiary companies [#]	-	-	184,637.64	181,608.38
Due from firms in which the Company and/ or its subsidiary companies are partners - current accounts		-		
Considered good			27,225.83	51,721.95
Credit impaired	-	-	768.39	502.43
Due from Directors or entities in which key management personnel are interested	-	-	3,353.04	2,341.65
Due from joint ventures and associates [#]	18,957.84	21,782.11	3,127.02	2,778.16
Amount due on redeemable preference shares	21,950.57	21,902.57	2,350.77	-
	40,908.41	43,684.68	221,462.69	238,952.57
Loans to others:				
Security deposits [*]	3,576.18	2,084.20	470.43	368.12
Other loans				
Loan to other parties	1,256.71	1,306.33	177.33	114.58
Loan to employees	-	-	614.05	525.17
	4,832.89	3,390.53	1,261.81	1,007.87
Less: Allowance for expected credit losses	-	-	768.39	502.43
	45,741.30	47,075.21	221,956.11	239,458.01

Above loans carries interest at the rate of 10.00%-16.50% (31 March 2018: 11.50%-16.50%). These loans generates fixed interest income for the Company. The carrying value may be affected by change in credit risk of the party.

* Due from related party ` 266.76 lakhs (31 March 2018: ` 364.47 lakhs).

(` in lakhs)

8. OTHER FINANCIAL ASSET				
(Unsecured, considered good unless stated otherwise)	Non-current		Current	
	31 March 2019	31 March 2018	31 March 2019	31 March 2018
Derivative asset [*]	12,906.77	4,514.69	-	-
Contract assets ^{@#}			26,749.67	-
Unbilled revenue [#]	-	-	1,481.22	136,953.16
Due from entities in which key management personnel are interested			-	31.63
Amount recoverable against sale of fixed assets from subsidiary company	-	-	8,835.65	8,870.05
Advance recoverable in cash				
Considered good	383.72	366.38	11,640.62	17,238.37
Credit impaired	5,143.17	5,203.17	-	-
	18,433.66	10,084.24	48,707.16	163,093.21
Less: Allowance for expected credit losses	5,143.17	5,203.17	-	-
	13,290.49	4,881.07	48,707.16	163,093.21

* Derivative instruments at fair value through OCI reflect the positive change in fair value of foreign exchange forward contracts, designated as cash flow hedges to hedge highly probable forecast payments for External Commercial Borrowings taken by the Company in USD. Also refer note 41.

Due from related party ` 26,707.08 lakhs (31 March 2018: ` 45,414.73 lakhs).

@ Contract assets as per Ind AS 115. Also refer note 61.

(` in lakhs)

9. DEFERRED TAX ASSETS (NET)		
	31 March 2019	31 March 2018
(a) Component of Deferred tax asset (net)		
Deferred tax asset:		
Expected credit loss of financial assets/ impairment of non-financial asset	3982.54	3,538.19
Provision for employee benefits	1,568.74	1,431.79
Derivative contract	2,912.66	3,060.60
Unabsorbed business losses	194,149.98	164,851.82
Unabsorbed capital losses	8,000.00	-
Fair value of equity instruments	74.31	78.23
Effect of adoption of new accounting standard, Ind AS 115 (iv)	169,553.34	-
Gross deferred tax asset	380,241.57	172,960.63
Deferred tax liability:		
Property, plant and equipment, investment property and other intangible assets - depreciation and amortisation	7,740.38	7,888.57
Deduction claimed under section 24(b) of the Income tax Act, 1961	9,445.29	9,876.46
Financial instruments measured at amortised cost	8,615.12	7,579.47
Gross deferred tax liability	25,800.79	25,344.60
Net Deferred tax assets (refer note (ii) and (iii) below)	354,440.78	147,616.03
Minimum alternative tax credit entitlement [refer note (i) below]	13,009.77	14,823.07
Deferred tax assets (net) (including MAT credit entitlement)	367,450.55	162,439.10
(b) Reconciliation of deferred tax assets:		
Opening balance as of 1 April	162,439.10	182,182.14
Tax income/ (expense) during the year recognised in profit or loss	(7,805.97)	(19,143.65)
Deferred tax asset recognised as adjustment to retained earnings as of April 1, 2018 on account of adoption of Ind AS 115 [refer note (iv) below]	212,786.24	-
Tax income/ (expense) during the year recognised in OCI	31.18	(599.39)
Closing balance as at 31 March	367,450.55	162,439.10

- (i) The asset of ` 13,009.77 lakhs (31 March 2018: ` 14,823.07 lakhs) recognized by the Company as 'MAT credit entitlement' represents that portion of MAT liability, which can be recovered and set-off in subsequent years based on provisions of Section 115JAA of the Income-tax Act, 1961. The management based on the present trend of profitability and also the future profitability projections, is of the view that there would be sufficient taxable income in foreseeable future, which will enable the Company to utilize MAT credit assets.
- (ii) Deferred tax asset is recognized on unabsorbed depreciation and carry forward losses to the extent it is probable that future taxable profits will be available against which the deductible temporary differences, unabsorbed depreciation and carried forward tax losses can be utilised. The Company has tax losses of ` 729,552.13 lakhs (comprising business loss of ` 555,181.91 lakhs; house property loss of ` Nil and capital losses of ` 174,370.23 lakhs) (31 March 2018: ` 208,710.23 lakhs) that are available for off-setting for eight years against further taxable profits. Majority of this losses will expire in March 2024 and March 2025. Based upon margin from sale of existing projects, profit from launch of new projects in near future and planned reduction in interest cost & overheads in future, Company believes there is reasonable certainty that deferred tax asset will be recovered.
- (iii) The Company has not recognised deferred tax asset in respect of capital losses of ` 174,369.36 lakhs (31 March 2018: ` 208,710.23 lakhs) as there is no reasonable certainty supported by convincing evidences of their recoverability in the near future. If the Company was also to recognise all unrecognised deferred tax assets, the profit would increase by ` 40,621.09 lakhs (31 March 2018: ` 47,945.32 lakhs).
- (iv) This refers to the deferred tax asset recognised on reversal of margin of ` 212,786.50 lakhs from retained earnings as of 1 April 2018 on account of adoption of Ind AS 115 (refer note 60). The deferred tax asset will be recovered as and when such margin will be recycled to statement of profit and loss. The Company believes there is reasonable certainty of recovery of such deferred tax asset as margins will be recognised in subsequent periods as and when revenue will be recorded based on transfer of control.
- (v) During the year, the Company has adopted Ind AS 115 'Revenue from contracts with customer's for the purpose of revenue recognition which has impacted the revenue recognition principles in respect of certain contracts where revenue was recognition based on percentage of completion method ('PoCM') till 31 March 2018 (Refer Note 61). However, for the purpose of tax computation under normal provisions, company has continued to follow percentage of completion method ('PoCM') basis of revenue recognition.

Notes to the Standalone Financial Statements (Contd.)

(c) Movement in deferred tax assets

Movement in deferred tax assets for current year

(` in lakhs)

Particulars	31 March 2018	Recognised in OCI	Effect of adoption of new accounting standards	Recognised in profit and loss	31 March 2019
Assets					
Expected credit loss of financial assets/ impairment of non-financial asset/ financial instrument measured at amortised cost and mutual fund	3,538.19			444.35	3,982.54
Provision for employee benefits	1,431.79	35.11		101.84	1,568.74
Derivative contract	3,060.60	-		(147.94)	2,912.66
Unabsorbed business losses	164,851.82			29,298.16	194,149.98
Unabsorbed capital losses	-			8,000.00	8,000.00
Fair value of equity instruments	78.23	(3.92)		(0.00)	74.31
Effect of adoption of new accounting standards	-	-	212,786.24	(43,232.90)	169,553.34
	172,960.63	31.19	212,786.24	(5,536.49)	380,241.57
Liability					
Property, plant and equipment, investment property and other intangible assets	7,888.57	-		(148.19)	7,740.38
Deduction claimed under Section 24(b) of the Income-tax Act, 1961	9,876.46			(431.17)	9,445.29
Financial instruments measured at amortised cost	7,579.57	-		1,035.55	8,615.12
Sub-total	25,344.60	-	-	456.18	25,800.78
	147,616.03	31.19	212,786.24	(5,992.67)	354,440.78
MAT credit entitlement	14,823.07	-	-	(1,813.30)	13,009.77
	162,439.10	31.19	212,786.24	(7,805.97)	367,450.55

Movement in deferred tax assets for previous year

(` in lakhs)

Particulars	31 March 2017	Recognised in OCI	Effect of adoption of new accounting standards	Recognised in profit and loss	31 March 2018
Assets					
Expected credit loss of financial assets/ impairment of non-financial asset/ financial instrument measured at amortised cost and mutual fund	8,578.20	-		(5,040.01)	3,538.19
Provision for employee benefits	1,070.19	(19.91)	-	381.51	1,431.79
Derivative contract	3,124.16	(668.98)	-	605.42	3,060.60
Unabsorbed business losses	176,132.93	-	-	(11,281.11)	164,851.82
Fair value of equity instruments	-	89.50	-	(11.27)	78.23
	188,905.48	(599.39)	-	(15,345.46)	172,960.63
Liability					
Property, plant and equipment, investment property and other intangible assets	7,264.78	-	-	623.79	7,888.57
Deduction claimed under Section 24(b) of the Income-tax Act, 1961	7,660.97	-	-	2,215.49	9,876.46
Financial instruments measured at amortised cost	6,609.39	-	-	970.18	7,579.57
Fair value of equity instruments	11.27	-	-	(11.27)	-
Sub-total	21,546.41	-	-	3,798.19	25,344.60
Total	167,359.07	(599.39)	-	(19,143.65)	147,616.03
MAT Credit entitlement	14,823.07	-	-	-	14,823.07
	182,182.14	(599.39)	-	(19,143.65)	162,439.10

(` in lakhs)

10. NON-CURRENT TAX ASSETS (NET)		
	31 March 2019	31 March 2018
Income tax paid (net of provisions)	61,377.05	51,228.31
	61,377.05	51,228.31

(` in lakhs)

11. OTHER ASSETS				
(Unsecured, considered good unless stated otherwise)	Non-current		Current	
	31 March 2019	31 March 2018	31 March 2019	31 March 2018
Capital advances	6.84	6.84	-	-
Advances recoverable in kind				
Due from subsidiaries, partnership firms, joint ventures and associates (refer note 45)	-	-	8,401.43	1,736.09
Due from others				
Secured, considered good	-	-	1,417.00	2,913.61
Unsecured				
Considered good*	1,932.58	3,518.90	5,885.56	11,855.03
Credit impaired	3,449.05	2,118.78	10.00	10.00
Prepaid expense	1,540.17	121.32	732.70	2,572.25
Deposit with statutory authorities under protest	64,683.51	63,000.00	123.59	-
Balance with statutory authorities				
Considered good	-	-	6,505.17	10,538.42
Credit impaired	-	-	74.48	-
	71,612.15	68,765.84	23,149.93	29,625.40
Less: Allowance for expected credit losses	3,449.05	2,118.78	84.48	10.00
	68,163.10	66,647.06	23,065.45	29,615.40

* Due from related party Nil (31 March 2018: ` 103.10 lakhs)

(` in lakhs)

12. INVENTORIES*		
(Valued at cost or NRV which ever is lower, unless otherwise stated)	31 March 2019	31 March 2018
Land, plots and construction work-in-progress	680,001.97	496,809.07
Development rights	455,724.26	476,355.20
	1,135,726.23	973,164.27

* During the year ended 31 March 2019: ` Nil (31 March 2018: ` 3,661.65 lakhs) was recognised as expenses for inventories carried at net realisable value.

(` in lakhs)

13. TRADE RECEIVABLES*		
	31 March 2019	31 March 2018
Trade receivables (including ` 275.30 lakhs from contract with customers under Ind AS 115)	16,873.74	38,425.76
Due from related parties	206.50	1,531.15
Due from Directors	-	534.10
Total Trade receivables	17,080.24	40,491.00
Break-up for security details		
Trade receivables		
Secured, considered good	4,071.80	4,653.21
Unsecured, considered good	13,008.44	35,837.79
Trade Receivables - credit impaired	1,865.18	2,290.92
Total	18,945.42	42,781.92

Notes to the Standalone Financial Statements (Contd.)

(` in lakhs)

13. TRADE RECEIVABLES# (CONTD.)		
	31 March 2019	31 March 2018
Impairment Allowance (allowance for expected credit loss)		
Unsecured, considered good		
Trade Receivables - credit impaired	1,865.18	2,290.92
Total Trade receivables	17,080.24	40,491.00

Trade receivables have been pledged as security for borrowings, refer note 18 for details.

Trade receivables are non-interest bearing and are generally on terms of 30 to 90 days.

For terms and conditions relating to related party receivables, refer note 45.

(` in lakhs)

14. CASH AND CASH EQUIVALENTS		
	31 March 2019	31 March 2018
Cash in hand	52.99	29.24
Balances with banks		
In Current accounts*	121,949.86	19,621.13
Deposits with original maturity of less than 3 months	232,500.00	70,000.00
	354,502.85	89,650.37

Cash at banks earns interest at floating rates based on daily bank deposit rates. Short-term deposits are made for varying periods of between one day and three months, depending on the immediate cash requirements of the Company and earn interest at the respective short-term deposit rates.

* It includes ` 106.15 lakhs (31 March 2018: ` 200.42 lakhs) held in escrow account for a project under Real Estate (Regulation and Development) Act, 2016 ("RERA"). The money can be utilised for payments of the specified projects.

(` in lakhs)

15. OTHER BANK BALANCES		
	31 March 2019	31 March 2018
Earmarked bank balances		
Unpaid dividend bank account	620.00	367.38
Fixed deposits maturity for more than 3 months but less than 12 months		
Pledged/ under lien/ earmarked	3,098.50	7,245.14
Others	3,062.00	3,621.91
	6,780.50	11,234.43

Note:

(i) ` 2,352.45 lakhs (31 March 2018: ` 6,845.14 lakhs) represents restricted deposits, as these are pledged in lieu of the on going legal cases against the Company.

(ii) The bank balances include the margin money amounting to ` 798.50 lakhs (31 March 2018: ` 400.00 lakhs) against the bank borrowings.

Net debt reconciliation

This section sets out an analysis of net debt and the movements in net debt for each of the periods presented

(` in lakhs)

Particulars	31 March 2019	31 March 2018
Current borrowings	137,897.37	95,599.72
Non-current borrowings (including current maturities)	295,331.52	475,130.51
Book overdraft	182.91	400.21
Less: Cash and cash equivalents	(354,502.85)	(89,650.37)
Less: Liquid investment	-	(94,959.76)
Net Debt	78,908.95	386,520.31

Changes in liabilities arising from financing activities

Net debt as on 31 March 2019

(` in lakhs)

Particulars	As on 1 April 18	Cash flows	Foreign exchange adjustments	Other Non cash Movement		As on 31 March 19
				Transaction cost Adjustment	Fair value adjustment	
Non-current Borrowings	475,130.51	(188,821.04)	5,332.46	3,689.59	-	295,331.52
Current borrowings	95,599.72	42,654.28	-	(356.63)	-	137,897.37
Total Borrowing	570,730.23	(146,166.76)	5,332.46	3,332.96	-	433,228.89
Less:						
Cash and cash equivalents (net of book overdraft)	(89,250.16)	(265,069.78)	-	-	-	(354,319.94)
Liquid investment	(94,959.76)	95,294.62	-	-	(334.86)	0.00
Net cash & cash equivalent	(184,209.92)	(169,775.16)	-	-	(334.86)	(354,319.94)
Net Debt	386,520.31	(315,941.92)	5,332.46	3,332.96	(334.86)	78,908.95

Net debt as on 31 March 2018

(` in lakhs)

Particulars	As on 1 April 17	Cash flows	Foreign exchange adjustments	Other Non cash Movement		As on 31 March 18
				Transaction cost Adjustment	Fair value adjustment	
Non-current Borrowings	607,480.82	(138,266.06)	(324.66)	6,240.41	-	475,130.51
Current borrowings	300,775.37	(205,175.65)	-	-	-	95,599.72
Total Borrowing	908,256.19	(343,441.71)	(324.66)	6,240.41	-	570,730.23
Less:						
Cash and cash equivalents (net of book overdraft)	(80,940.56)	(8,309.60)	-	-	-	(89,250.16)
Liquid investment	(95,082.50)	-	-	-	122.74	(94,959.76)
Net cash & cash equivalent	(176,023.06)	(8,309.60)	-	-	122.74	(184,209.92)
Net Debt	732,233.13	(351,751.31)	(324.66)	6,240.41	122.74	386,520.31

(` in lakhs)

16A. EQUITY SHARE CAPITAL

	31 March 2019	31 March 2018
Authorised share capital		
4,997,500,000 (31 March 2018: 4,997,500,000) equity shares of ` 2/- each	99,950.00	99,950.00
Issued and subscribed capital		
2,214,904,195 (31 March 2018: 1,791,749,275) equity shares of ` 2/- each	44,298.09	35,834.99
Paid-up capital		
2,207,221,948 (31 March 2018: 1,784,067,028) equity shares of ` 2/- each fully paid-up	44,144.44	35,681.34

a) Reconciliation of equity shares outstanding at the beginning and at the end of the year

i) Authorised equity shares	No. of shares	No. of shares
Balance at the beginning of the year	4,997,500,000	2,497,500,000
Increased during the year	-	2,500,000,000
Balance at the end of the year	4,997,500,000	4,997,500,000

During the previous year ended 31 March 2018, the authorised share capital was increased by ` 50,000.00 lakhs i.e. 2,500,000,000 equity shares of ` 2/- each.

Notes to the Standalone Financial Statements (Contd.)

ii) Issued equity shares	31 March 2019		31 March 2018	
	Nos.	(` in lakhs)	Nos.	(` in lakhs)
Equity shares at the beginning of the year	1,791,749,275	35,834.99	1,791,685,337	35,833.71
Add: Shares issued on exercise of Employee Stock Option Plan (ESOP)	408,084	8.16	63,938	1.28
Add: Shares issued pursuant to Qualified Institutions Placement [refer note 60(a)]	173,000,000	3,460.00	-	-
Add: Shares issued on conversion of Compulsorily Convertible Debentures	249,746,836	4,994.94	-	-
Equity shares at the end of the year	2,214,904,195	44,298.09	1,791,749,275	35,834.99

iii) Paid-up equity shares	31 March 2019		31 March 2018	
	Nos.	(` in lakhs)	Nos.	(` in lakhs)
Equity shares at the beginning of the year	1,784,067,028	35,681.34	1,784,003,090	35,680.06
Add: Shares issued on exercise of Employee Stock Option Plan (ESOP)	408,084	8.16	63,938	1.28
Add: Shares issued pursuant to Qualified Institutions Placement [refer note 60(a)]	173,000,000	3,460.00	-	-
Add: Shares issued on conversion of Compulsorily Convertible Debentures	249,746,836	4,994.94	-	-
Equity shares at the end of the year	2,207,221,948	44,144.44	1,784,067,028	35,681.34

b) Terms/ rights attached to equity shares

The Company has only one class of equity shares having a par value of ` 2/- per share. Each holder of equity share is entitled to one vote per share. The Company declares and pays dividends in Indian Rupees. The dividend proposed by the Board of Directors is subject to the approval of the shareholders in the ensuing Annual General Meeting.

In the event of liquidation of the Company, the holders of equity shares will be entitled to receive remaining assets of the Company, after distribution of all preferential amounts, if any. The distribution will be in proportion to the number of equity shares held by the shareholders.

For dividend related disclosure, refer note 40.

c) Share held by holding company

(` in lakhs)

	31 March 2019	31 March 2018
Out of equity issued by the Company, shares held by its holding company are		
Rajdhani Investments & Agencies Private Limited	24,526.14	19,293.60

d) Details of shareholders holding more than 5% shares in the Company

Name of Shareholder	31 March 2019		31 March 2018	
	No. of shares	%age holding	No. of shares	%age holding
Equity shares of ` 2/- each fully paid-up				
Prem Traders LLP	-	-	90,059,200	5.05
Rajdhani Investments & Agencies Private Limited	1,226,307,091	55.56	964,680,080	54.07

e) Aggregate number of shares issued for consideration other than cash and shares bought-back during the period of five years immediately preceding the reporting date

i) Shares issued under Employee Stock Option Plan (ESOP) during the financial year 2014-15 to 2018-19

The Company has issued total 3,023,805 equity shares of ` 2/- each (during FY 2013-14 to 2017-18: 4,329,534 equity shares) during the period of five years immediately preceding 31 March 2019 on exercise of options granted under the Employee Stock Option Plan (ESOP).

ii) Shares issued through conversion of Compulsorily Convertible Debentures during the financial year 2018-19

During the current year, the Company has issued 249,746,836 equity shares through conversion of compulsorily convertible debentures.

f) Shares reserved for issue under options

For details of shares reserved for issue under the Employee Stock Option Plan (ESOP) of the Company, refer note 51.

For details of shares reserved for issue on conversion of Compulsorily Convertible Debentures, please refer note 60 related to terms of conversion/ redemption of debentures.

For details of shares reserved for issue on exercise of Warrants and conversion of CCDs, refer note 60.

(` in lakhs)

16B. PREFERENCE SHARE CAPITAL		
	31 March 2019	31 March 2018
Authorised preference share capital		
50,000 (31 March 2018: 50,000) cumulative redeemable preference shares of ` 100/- each	50.00	50.00
	50.00	50.00

(` in lakhs)

17. OTHER EQUITY		
	31 March 2019	31 March 2018
Share application money pending allotment		
Reserves and surplus		
Capital reserve	250.08	250.08
Capital redemption reserve	177.12	177.12
Securities premium	1,928,563.89	1,083,735.39
General reserve	264,223.08	264,223.08
Share options outstanding account	-	1,294.23
Forfeiture of shares	66.55	66.55
Debenture redemption reserve	15,525.00	21,831.25
Retained earnings	(302,139.27)	38,535.48
Equity component of compulsorily convertible debentures	282,425.00	825,000.00
Other comprehensive income		
FVOCI equity instruments (net of tax)	(253.61)	(260.92)
Cash flow hedge reserve (net of tax)	-	(2,065.38)
	2,188,837.84	2,232,786.88

Movement as per below:

Retained earnings

(` in lakhs)

	31 March 2019	31 March 2018
Statement of profit and loss		
As per last balance sheet	38,535.48	63,358.00
Adjustment on account of Ind AS 115 (net of tax) (refer note 61)	(396,399.66)	-
Net profit for the year	68,758.21	36,520.37
Add: Released to equity holders		
Transfer from debenture redemption reserve	6,306.25	2,993.75
Other comprehensive income	(65.37)	37.63
Less: Equity dividend	(14,274.61)	(57,089.94)
Tax on proposed equity dividend (refer note 40)	(2,934.19)	(7,284.33)
Transfer from/ to retained earnings (net)	(2,065.38)	-
Total appropriations	55,724.91	(24,822.52)
Net surplus in statement of profit and loss	(302,139.27)	38,535.48

General reserve

As per last balance sheet	264,223.08	264,223.08
Add: Amount transferred from statement of profit and loss	-	-
	264,223.08	264,223.08

Share application money pending allotment

As per last balance sheet	-	0.22
Add: Equity share application money received	-	1.07
Less: Share application money adjusted on issue of equity shares	-	(1.29)
	-	-

Notes to the Standalone Financial Statements (Contd.)

Capital reserve

(` in lakhs)

	31 March 2019	31 March 2018
Capital reserve	250.08	250.08

Capital redemption reserve

Capital redemption reserve	177.12	177.12
----------------------------	--------	--------

Securities premium

As per last balance sheet	1,083,735.39	1,083,488.46
Add: Additions on ESOP exercised	1,294.23	246.93
Add: Premium on conversion of CCDs to equity shares (refer note 16a)	537,580.04	-
Add: Issue of shares through Qualified Institutions Placement [refer note 60(a)]	313,822.00	-
Less: Adjustment of expenses pertains to Qualified Institutions Placement (refer note 60)	(7,867.77)	-
	1,928,563.89	1,083,735.39

Forfeiture of shares

Forfeiture of shares	66.55	66.55
----------------------	-------	-------

Debenture redemption reserve

As per last balance sheet	21,831.25	24,825.00
Less: Amount transferred to statement of profit and loss	(6,306.25)	(2,993.75)
	15,525.00	21,831.25

Equity component of Compulsorily Convertible Debentures (CCDs)

As per last balance sheet	825,000.00	825,000.00
Less: Conversion of CCDs to equity shares (refer note 16a)	(4,994.96)	
Less: Premium on conversion of CCDs to equity shares (refer note 16a)	(537,580.04)	-
	282,425.00	825,000.00

Employee's stock options outstanding*

As per last balance sheet	1,294.23	1,561.66
Less: Transfer from/ to retained earnings	-	(267.43)
Less: Exercise of share options	(1,294.23)	-
	-	1,294.23

OCI reserve (Equity instruments and cash flow hedge reserve)

As per last balance sheet	(2,326.30)	(3,291.90)
Additions during the period	7.31	965.60
Transfer from/ to retained earnings (net)	2,065.38	-
Items that will not be reclassified to profit and loss	(253.61)	(2,326.30)
	2,188,837.84	2,232,786.88

* For details on Employee Stock Option Scheme, 2006.

17A. NATURE AND PURPOSE OF RESERVES

Capital reserve

Capital reserve was created under the previous GAAP (Indian GAAP) out of the profit earned from a specific transaction of capital nature. Capital reserve is not available for the distribution to the shareholders.

Capital redemption reserve

The same has been created in accordance with provision of the Act with respect to buy back of equity shares from the market in earlier years.

Securities premium

Securities premium includes premium on issue of shares and issue of shares through conversion of compulsorily convertible debentures. It will be utilised in accordance with the provisions of the Companies Act, 2013.

General reserve

Under the erstwhile Companies Act 1956, general reserve was created through an annual transfer of net income at a specified percentage in accordance with applicable regulations. The purpose of these transfers was to ensure that if a dividend distribution in a given year is more than 10% of the paid-up capital of the Company for that year, then the total dividend distribution is less than the total distributable results for that year. Consequent to introduction of the Companies Act, 2013, the requirement to mandatorily transfer a specified percentage of the net profit to general reserve has been withdrawn. However, the amount previously transferred to the general reserve can be utilised only in accordance with the specific requirements of the Companies Act, 2013.

Share options outstanding account

The reserve is used to recognise the fair value of the options issued to employees under Company's Employee Stock Option Plan (refer note 43 for further details).

Forfeiture of shares

This reserve was created on forfeiture of shares by the Company. The reserve is not available for distribution to the shareholders.

Equity component of compulsorily convertible debentures

The Company had issued compulsorily convertible debentures (CCDs) having coupon rate of 0.01%. This being compound financial instrument and accordingly represents equity component of CCDs on split of compound financial instrument. This will be converted to equity shares within 18 months of allotment (also refer note 60).

Debenture redemption reserve (DRR)

The Company has issued redeemable non-convertible debentures. Accordingly, the Company as per the provisions of the Companies (Share capital and Debentures) Rules, 2014 (as amended), the Company to create DRR out of profits available for payment of dividend. DRR is required to be created for an amount which is equal to 25% of the value of debentures due for redemption. Though the DRR is required to be created over the life of debentures.

FVOCI equity investments

The Company has elected to recognise changes in the fair value of certain investments in equity securities in other comprehensive income. These changes are accumulated within the FVOCI equity investments reserve within equity. The Company transferred amounts from these reserve to retained earning which the relevant equity securities are recognised.

Retained Earnings

Represents surplus in statement of Profit and Loss.

Cash flow hedge reserve

The Company has taken a cross currency swap to hedge the foreign currency risk of foreign currency loan. To the extent hedge is effective, the change in fair value of hedging instrument is recognised in cash flow reserve.

(` in lakhs)

18. BORROWINGS SECURED (NON-CURRENT)				
	Non-current		Current maturities	
	31 March 2019	31 March 2018	31 March 2019	31 March 2018
Non-convertible debentures	34,290.98	68,430.33	34,445.13	40,681.84
Term loans				
Foreign currency loan				
From banks	87,456.87	124,596.67	45,086.81	31,977.38
Rupee loan				
From banks	54,355.42	46,046.26	10,311.08	17,816.46
From financial institutions	23,885.39	29,890.71	5,499.84	115,690.86
	199,988.66	268,963.97	95,342.86	206,166.54
Less: Amount disclosed under other current liabilities as 'Current maturities of long-term borrowings' (refer note 25)	-	-	95,342.86	206,166.54
	199,988.66	268,963.97	-	-

Notes to the Standalone Financial Statements (Contd.)

18.1. Repayment terms and security disclosure for the outstanding long-term borrowings (excluding current maturities) as on 31 March 2019:

Non-convertible debentures:

- (i) Non-convertible debentures of ₹ 34,290.98 lakhs (31 March 2018: ₹ 68,430.33 lakhs) are secured by way of pari passu charge on the immovable property situated at New Delhi, owned by the subsidiary company. Coupon rate of these debentures is 12.25% and the outstanding amount (excluding current maturities) is due for redemption on 11 August 2020.

Foreign currency loan from banks:

- (a) Foreign currency loan of ₹ 87,456.87 lakhs (31 March 2018: ₹ 124,596.67 lakhs) is secured by way of (i) Equitable mortgage of immovable property situated at New Delhi, owned by subsidiary company, (ii) Pledge over the shareholding of subsidiary company owning the aforesaid immovable property, and (iii) Corporate guarantee provided by the subsidiary company owning the aforesaid immovable property. The outstanding amount (excluding current maturities) is repayable in 6 quarterly installments starting from April 2020.

Rupee term loan from banks:

- (a) Term loan of ₹ Nil (31 March 2018: ₹ 4,898.35 lakhs) was secured by way of equitable mortgage of immovable properties situated at New Delhi, owned by the Company.
- (b) Term loans of ₹ 22,783.12 lakhs (31 March 2018: ₹ 24,970.24 lakhs) are secured by way of equitable mortgage of immovable properties situated at New Delhi, owned by the Company. Further, there is charge on receivables pertaining to the aforesaid immovable properties owned by the Company on these loans. The outstanding amount (excluding current maturities) are repayable in 60 monthly installments starting from April 2020.
- (c) Term loan of ₹ 12,749.97 lakhs (31 March 2018: ₹ 12,850.56 lakhs) is secured by way of (i) Equitable mortgage of immovable properties situated at Gurugram, owned by the Company/ subsidiary company, (ii) Charge on receivables pertaining to the aforesaid immovable properties owned by the Company, and (iii) Corporate guarantee provided by the subsidiary company owning the aforesaid immovable property. The outstanding amount (excluding current maturities) is repayable in 76 monthly installments starting from April 2020.
- (d) Term loan of ₹ 18,822.33 lakhs (31 March 2018: ₹ Nil) is secured by way of (i) Equitable mortgage of immovable properties situated at Kolkata, owned by the Company, and (ii) Charge on receivables pertaining to the aforesaid immovable properties owned by the Company. The outstanding amount (excluding current maturities) is repayable in 92 monthly installments starting from April 2020.
- (e) Term loan of ₹ Nil (31 March 2018: ₹ 3,327.11 lakhs) was secured by way of Equitable mortgage of immovable properties situated at Gurugram and Chennai, owned by the subsidiary/ group companies. Further, there is charge on receivables pertaining to the aforesaid immovable properties owned by the subsidiary companies.

Rupee term loan from others:

- (a) Term loans of ₹ 23,885.39 lakhs (31 March 2018: ₹ 29,890.71 lakhs) are secured by way of (i) Equitable mortgage of immovable properties situated at Gurugram, owned by the Company/ subsidiary company, (ii) Negative lien on rights under the concession agreements pertaining to certain immovable properties situated at New Delhi, (iii) Charge on receivables pertaining to all the aforesaid immovable properties owned by the Company/ subsidiary company, and (iv) Corporate guarantees provided by the subsidiary company owning the aforesaid immovable property. The outstanding amount (excluding current maturities) are repayable in 36 monthly installments starting from April 2020.

Rate of interest:

The Company's total borrowings from banks and others have a effective weighted-average contractual rate of 9.21% (31 March 2018: 8.92%) per annum calculated using the interest rate effective as on 31 March 2019.

Loan Covenants:

Term loans contain certain debt covenants relating to net debt to tangible net worth ratio, debt-equity ratio, minimum tangible net worth and asset coverage ratio. The Company has satisfied all debt covenants prescribed in the terms of term loans.

The Company has not defaulted on any loans payable.

(₹ in lakhs)

19. TRADE PAYABLES (NON-CURRENT)		
	31 March 2019	31 March 2018
Trade payables		
Due to micro and small enterprises (refer note 54)	-	-
Due to other than micro and small enterprises	79,418.65	79,418.65
	79,418.65	79,418.65

(₹ in lakhs)

20. OTHER FINANCIAL LIABILITIES (NON-CURRENT)		
	31 March 2019	31 March 2018
Security deposits	16,249.20	15,808.61
	16,249.20	15,808.61

(` in lakhs)

21(a). PROVISIONS (NON-CURRENT)		
	31 March 2019	31 March 2018
Provision for employee benefits		
Leave encashment	-	-
Gratuity (refer note 43)	2,675.17	2,317.18
	2,675.17	2,317.18

(` in lakhs)

21(b). PROVISIONS (CURRENT)		
	31 March 2019	31 March 2018
Provision for employee benefits		
Leave encashment	1,477.52	1,370.79
Gratuity (refer note 43)	351.13	413.51
	1,828.65	1,784.30

(` in lakhs)

22. OTHER NON-CURRENT LIABILITIES		
	31 March 2019	31 March 2018
Deferred income	4,285.24	8,285.64
	4,285.24	8,285.64

The deferred income relates to difference of present value of security deposits received and actual amount received and is released to the statement of profit and loss on straight-line basis over the tenure of lease.

(` in lakhs)

23. BORROWINGS (CURRENT)		
	31 March 2019	31 March 2018
Short-term loans from banks (secured)	135,643.37	93,345.72
Loans and advances from related parties (unsecured)	2,254.00	2,254.00
	137,897.37	95,599.72

23.1 Security disclosure for the outstanding short-term borrowings as on 31 March 2019:

Short-term loans from Banks:

- Term loan of ` 30,992.41 lakhs (31 March 2018: ` 31,000.00 lakhs) is secured by way of (i) Equitable mortgage of properties situated at Gurugram, owned by subsidiary company, and (ii) Corporate guarantee provided by the subsidiary company owning the aforesaid immovable properties.
- Term loan of ` 69,650.96 lakhs (31 March 2018: ` 35,000.00 lakhs) is secured by way of (i) Equitable mortgage of properties situated at Gurugram, owned by the Company and subsidiary companies and (ii) Corporate guarantee provided by the subsidiary companies owning the aforesaid immovable properties.
- Term loan of ` 7,100.00 lakhs (31 March 2018: ` Nil) is secured by way of Equitable mortgage of properties situated at Gurugram, owned by subsidiary company.
- Term loan of ` 27,900.00 lakhs (31 March 2018: ` 7,645.72 lakhs) is secured by way of equitable mortgage of immovable property situated at New Delhi, owned by subsidiary company.
- Term loan of ` Nil (31 March 2018: ` 19,700.00 lakhs) was secured by way of (i) Equitable mortgage of immovable property situated at New Delhi, owned by the Company/ subsidiary company, (ii) Charge on receivables pertaining to the aforesaid immovable property owned by subsidiary company and (iii) Corporate guarantee provided by the subsidiary company owning the aforesaid immovable property.

Unsecured Loan from related parties:

- Unsecured loan of ` 2,254.00 lakhs (31 March 2018: ` 2,254.00 lakhs) is repayable as demanded by the lender.

Loan Covenants:

Term loans contain certain debt covenants relating to net debt to tangible net worth ratio, debt-equity ratio, minimum tangible net worth and asset coverage ratio. The Company has satisfied all debt covenants prescribed in the terms of term loans.

Notes to the Standalone Financial Statements (Contd.)

(` in lakhs)

24. TRADE AND OTHER PAYABLES*		
	31 March 2019	31 March 2018
Due to subsidiary companies/ partnership firms (refer note 45)	20,119.86	27,147.15
Due to others		
Due to micro and small enterprises (refer note 54)	1,442.51	301.91
Due to other than micro and small enterprises	50,518.03	54,768.03
	72,080.40	82,217.09

- Trade payables are non-interest bearing and are normally settled 90-120 days terms.
- For terms and conditions and other balances with related parties, refer note 45.

(` in lakhs)

25. OTHER FINANCIAL LIABILITIES (CURRENT)*		
	31 March 2019	31 March 2018
Current maturities of long-term borrowings	95,342.86	206,166.54
Interest accrued but not due on borrowings#	4,487.22	5,353.53
Interest accrued on advance from customers and others#	1,221.62	1,703.57
Security deposits	12,249.18	3,184.71
Registration charges payable	1,307.25	1,633.95
Book overdraft	182.91	400.21
Payable to bank on subvention scheme	11,261.96	28,934.45
Other liabilities	952.59	199.56
	127,005.59	247,576.52

* Carrying amount of these financial liabilities are reasonable approximation of their fair values.

refer note 45 for related party.

(` in lakhs)

26. OTHER CURRENT LIABILITIES		
	31 March 2019	31 March 2018
Revenue received in advance	3,634.32	11.82
Contract Liability (refer note 27)		
Subsidiary companies	136,726.08	-
Others#	594,348.95	-
Realisation under agreement to sell		
Subsidiary companies	-	6,583.67
Others#	-	137,823.64
Unpaid dividends*	620.00	367.38
Payable for cost to completion	27,016.36	-
Statutory dues	2,715.51	3,620.66
Deferred income	1,055.11	887.12
	766,116.33	149,294.29

* Not due for credit to "Investor Education and Protection Fund".

refer note 45 for related party.

(` in lakhs)

27. REVENUE FROM OPERATIONS		
	31 March 2019	31 March 2018
Revenue from contract with customers		
Revenue from sale of land, plots, constructed properties and Other development activities*	251,044.49	236,638.94
Revenue from golf course operations*	8,114.15	7,503.67
Amount forfeited on properties*	310.26	342.38
Total (A)	259,468.90	244,484.99
Rental income (B)	49,531.09	41,288.92

(` in lakhs)

27. REVENUE FROM OPERATIONS (CONTD.)		
Other operating revenue		
Royalty income*	39.81	(56.20)
Maintenance income*	20,499.31	19,872.73
Total (C)	20,539.12	19,816.53
Total (A+B+C)	329,539.11	305,590.44

*** Timing of revenue recognition**

(` in lakhs)

	31 March 2019	31 March 2018
Revenue recognition at a point of time	251,354.75	236,284.69
Revenue recognition over period of time	28,653.27	28,016.83
Total revenue from contracts with customers	280,008.02	264,301.52

Contract balances

(` in lakhs)

	31 March 2019
Trade receivables from contracts under Ind AS 115 (refer note 13)	275.30
Contract Assets (refer note 8)	26,749.67
Contract Liabilities (refer note 26)	731,075.03

Contract assets are initially recognised for revenue earned on account of contracts where revenue is recognised over the period of time as receipt of consideration is conditional on successful completion of performance obligations as per contract. Once the performance obligation is fulfilled and milestones for invoicing are achieved, contract assets are classified to trade receivables. The opening balance of these accounts is as per note 61.

Contract liabilities include amount received from customers as per the installments stipulated in the buyer agreement to deliver properties once the properties are completed and control is transferred to customers. The opening balance of these accounts, as disclosed below, is as per note 61.

Set-out below is the amount of revenue recognised from:

(` in lakhs)

	31 March 2019
Movement of contract liability	
Amounts included in contract liabilities at the beginning of the year*	814,525.77
Amount received/ Adjusted against contract liability during the year	167,593.75
Performance obligations satisfied in current year [§]	(251,044.49)
Amounts included in contract liabilities at the end of the year	731,075.03

(` in lakhs)

	31 March 2019
Movement of contract assets	
Contract assets at the beginning of the year*#	330.15
Amount billed/ advances refunded during the year	26,419.52
Contract assets at the end of the year#	26,749.67

* Amount represent balance at the beginning after adopting Ind AS 115 (refer note 61).

Net of advances received.

§ Includes ` 191,189.91 lakhs recognised out of opening contract liabilities.

Reconciling the amount of revenue recognised in the statement of profit and loss with the contracted price

(` in lakhs)

	31 March 2019
Revenue as per Contracted price	291,470.18
Adjustments	
Other adjustments (rebate etc.)	40,425.69
	251,044.49

Notes to the Standalone Financial Statements (Contd.)

Performance obligation

Information about the Company's performance obligations for material contracts are summarised below:

The performance obligation of the Company in case of sale of residential plots and apartments and commercial office space is satisfied once the project is completed and control is transferred to the customers.

The customer makes the payment for contracted price as per the installment stipulated in the Apartment Buyer's Agreement.

Revenue from Co-development projects

Co-development projects where the Company is acting as contractor, revenue from is recognised in accordance with the terms of the co-developer agreements. Under such contracts, assets created does not have an alternative use and the Company has an enforceable right to payment. The estimated project cost includes construction cost, development and construction material, internal development cost, external development charges, borrowing cost and overheads of such project.

The estimates of the saleable area and costs are reviewed periodically and effect of any changes in such estimates is recognized in the period such changes are determined. However, when the total project cost is estimated to exceed total revenues from the project, the loss is recognized immediately.

The transaction price allocated of the remaining performance obligations (unsatisfied or partially unsatisfied) as at 31 March 2019 is ₹ 911,067.24 lakhs. The same is expected to be recognised within 1 to 3 years.

(` in lakhs)

28. OTHER INCOME		
	31 March 2019	31 March 2018
Interest on		
Bank deposits	1,646.07	3,936.52
Customers	1,279.22	714.99
Loans and deposits	29,191.13	16,708.48
Income tax refunds	-	6,361.80
Unwinding of amortised cost instruments	3,400.19	3,110.83
Income from non-current investments		
Dividend from non-current investments in subsidiary companies	0.54	21,307.64
Profit on sale of mutual funds	-	851.18
Dividend income from current investments in mutual funds	3,635.05	1,866.04
Profit on sale of non-current investments in mutual funds	16.35	232.95
Share in profit/ (loss) in partnership firms	(633.58)	(4,535.70)
Other non-operating income		
Fair value gain on financial instruments at fair value through profit or loss	-	1,717.51
Gain on foreign exchange transactions (net)	-	8.05
Net gain on disposal of property, plant and equipment	25.03	1,953.82
Liabilities no longer required written-back	1,715.11	53.53
Miscellaneous income	1,062.48	1,374.97
Provision for expected credit loss written-back	-	19,125.93
	41,337.59	74,788.54

(` in lakhs)

29. COST OF LAND, PLOTS, CONSTRUCTED PROPERTIES, DEVELOPMENT RIGHTS AND GOLF COURSE OPERATIONS		
	31 March 2019	31 March 2018
Cost of land, plots, constructed properties and other development activities	127,945.56	115,304.63
Cost of golf course operations (refer note 57)	7,415.64	7,686.97
Cost of maintenance services (refer note 59)	24,190.61	25,751.38
	159,551.81	148,742.98

(` in lakhs)

30. EMPLOYEE BENEFITS EXPENSE		
	31 March 2019	31 March 2018
Salaries, wages and bonus	18,552.93	12,748.42
Contribution to provident and other funds	636.41	442.01
Employee Stock Option Scheme (refer note 51)	-	177.57
Gratuity [refer note 43(b)]	398.93	297.95
Staff welfare	183.22	721.99
	19,771.49	14,387.94

(` in lakhs)

31. FINANCE COSTS		
	31 March 2019	31 March 2018
Interest on fixed period loans		
Debentures	10,480.96	15,708.05
Term loan from banks	29,144.14	41,121.09
Loans from others	10,803.53	31,493.83
Interest others (refer note 45)	7,600.33	732.29
	58,028.96	89,055.26
Other finance cost		
Guarantee, finance and bank charges	10,495.09	11,853.25
Interest on amortised cost instrument	5,469.97	1,820.76
	73,994.02	102,729.27
Less: Transfer to capital work-in-progress/ investment properties*(refer note 4)	-	(380.30)
	73,994.02	102,348.97

* Weighted-average cost of capitalisation rate for the year ended 31 March 2019: Nil (31 March 2018: 4.95%).

(` in lakhs)

32. DEPRECIATION AND AMORTISATION		
	31 March 2019	31 March 2018
Depreciation on property, plant and equipment	3,193.42	3,636.34
Depreciation on investment property	8,784.43	9,094.01
Amortisation of intangible assets	508.35	467.19
	12,486.20	13,197.54
Less: amount capitalised during the year	-	15.94
	12,486.20	13,181.60

(` in lakhs)

33. OTHER EXPENSES		
	31 March 2019	31 March 2018
Rent	1,843.53	1,792.17
Rates and taxes	611.40	2,238.64
Electricity, fuel and water	648.03	535.43
Repair and maintenance		
Buildings	1,142.63	920.46
Constructed properties/ colonies	1,150.59	563.54
Computers	1,168.67	668.20
Others	404.03	466.44
Insurance	473.45	286.82
Commission and brokerage	2,469.81	1,326.91
Advertisement and sales promotion	4,811.98	4,383.98
Vehicles running and maintenance	124.38	134.61
Aircraft and helicopter running and maintenance	476.01	598.18
Printing and stationery	241.33	154.30
Directors' fee	83.00	93.68
Commission to Non-executive Directors	396.00	344.50
Communication costs	233.12	206.30
Legal and professional (refer note 33a)	6,153.76	6,889.30
Claim and compensation	80.94	66.56
Loss on disposal of non-current investments	81.31	-
Bad debts/ advances written off	10.02	495.32
Allowance for expected credit losses (net)	1,922.14	4,631.16
Fair value loss on financial instruments at fair value through profit or loss	1,005.90	-
Miscellaneous expenses*	2,976.97	8,309.57
	28,509.00	35,106.08

* Includes donation to electoral trust ` 1,000.00 lakhs (31 March 2018: ` 2,500.00 lakhs).

Notes to the Standalone Financial Statements (Contd.)

(` in lakhs)

33A. PAYMENT TO AUDITORS		
	31 March 2019	31 March 2018
As auditor:		
Statutory audit	96.00	109.20
Limited review	96.00	46.80
Tax audit	8.00	8.00
In other capacity:		
Other services (certification fees, Qualified Institutions Placement etc.)*	144.00	28.53
Reimbursement of expenses	15.36	8.76
	359.36	201.29

* This includes ` 100.00 lakhs provided for services rendered in connection with Qualified Institutions Placement which has been adjusted with securities premium.

(` in lakhs)

33B. DETAILS OF CSR EXPENDITURE		
	31 March 2019	31 March 2018
a) Gross amount required to be spent by the Company during the year	961.00	1,266.00
b) Amount spent in cash during the year on:		
i) Construction/ acquisition of any asset	-	-
ii) On purposes other than (i) above	961.00	1,266.00

(` in lakhs)

34. EXCEPTIONAL ITEMS		
	31 March 2019	31 March 2018
Development cost written-off	-	(12,065.86)
	-	(12,065.86)

The Company had acquired land amounting to ` 15,299.84 lakhs under SEZ category for developing various SEZ projects and had commenced development work in the year 2008-09 and incurred ` 12,065.86 lakhs on development activities, which was under capital work-in-progress of investment properties; however considering the slow down in real estate sector and change in economic scenario, now the Company believes that SEZ projects in those locations is not viable and will explore alternative usage. Accordingly, development cost incurred so far does not have any economic value and therefore charged to the statement of profit and loss account as an exceptional item in the previous year.

(` in lakhs)

35. INCOME TAX EXPENSE		
	31 March 2019	31 March 2018
(a) Income tax expense reported in the statement of profit or loss comprises		
Current tax	-	-
Adjustment in respect of current income tax of previous years	-	(1,118.47)
Deferred tax relating to origination and reversal of temporary differences	7,805.97	19,143.65
Income tax expense reported in the statement of profit and loss	7,805.97	18,025.18
(b) Statement of Other Comprehensive Income		
Deferred tax related to items recognised in OCI during the year		
Net gain/ loss on revaluation of cash flow hedges	-	(668.98)
Unrealised (gain)/ loss on FVTOCI equity securities	(3.92)	89.50
Net (gain)/ loss on remeasurement of defined benefit plans	35.11	(19.91)
Income tax charged to OCI	31.19	(599.39)
(c) Reconciliation of tax expense and the accounting profit multiplied by statutory income tax rate for the year indicated are as follows		
Accounting profit before tax	76,564.18	54,545.55
Statutory income tax rate of 34.944%	26,754.59	18,877.12
Tax effect of amounts which are not deductible (taxable) in calculating taxable income:		
Tax impact of exempted income*	(1,264.64)	(8,665.84)
Tax impact of expenses which will never be allowed	573.83	1,407.16
Tax benefits for assets assessed under house property	(1,342.91)	531.58

(` in lakhs)

35. INCOME TAX EXPENSE (CONTD.)		
	31 March 2019	31 March 2018
Tax impact of loss from partnership firm which will never be allowed	221.40	1,569.82
Impact of change in tax rate	(2,369.83)	1,769.00
Deferred tax on long term capital losses of earlier year recognised in current year (refer note 58)	(11,998.00)	-
Others	(2,768.47)	2,536.34
	7,805.97	18,025.18

* During the previous year, the Company has paid dividend to its shareholders, which has resulted in payment of dividend distribution tax (DDT) to the Income-tax authorities. The Company believes that DDT represents additional payment to Income-tax authorities on behalf of the shareholders and hence DDT paid is charged to equity directly.

36. EARNINGS PER EQUITY SHARE

Earnings per Share ("EPS") is determined based on the net profit attributable to the shareholders of the Company. Basic earnings per share is computed using the weighted-average number of shares outstanding during the year. Diluted EPS amounts are calculated by dividing the profit for the year attributable to equity shareholders (after adjusting for interest on the compulsorily convertible debentures) by the weighted-average number of equity shares outstanding during the year plus the weighted number of equity shares that would be issued on conversion of all the dilutive potential equity share into equity shares.

(` in lakhs)

Particulars	31 March 2019	31 March 2018
Net profit attributable to equity shareholders		
Net profit for the year	68,758.21	36,520.37
Nominal value of equity share (`)	2.00	2.00
Total number of equity shares outstanding at the beginning of the year	1,784,067,028	1,784,003,090
Total number of equity shares outstanding at the end of the year	2,207,221,948	1,784,067,028
Weighted average number of equity shares	1,787,766,903	1,784,047,170
Basic EPS (`)	3.85	2.05
Nominal value of equity share (`)	2.00	2.00
Weighted-average number of equity shares used to compute diluted earnings per share	2,199,983,465	1,890,008,529
Diluted EPS (`)	3.13	1.93
Weighted-average number of equity shares for basic EPS	1,787,766,903	1,784,047,170
Effect of dilution:		
Share options	-	407,817
Compulsorily Convertible Debentures	377,694,122	96,757,413
Warrants	34,522,440	8,796,129
Weighted-average number of equity shares adjusted for the effect of dilution*	2,199,983,465	1,890,008,529

* There have been no other transactions involving equity shares or potential equity shares between the reporting date and the date of authorisation of these financial statements.

37. FINANCIAL INSTRUMENTS BY CATEGORY

(i) Fair values hierarchy

Financial assets and financial liabilities are measured at fair value in the financial statement and are grouped into three Levels of a fair value hierarchy. The three Levels are defined based on the observability of significant inputs to the measurement, as follows:

Level 1: quoted prices (unadjusted) in active markets for financial instruments.

Level 2: inputs other than quoted prices included within Level 1 that are observable for the asset or liability, either directly or indirectly.

Level 3: unobservable inputs for the asset or liability.

(ii) Financial assets measured at fair value - recurring fair value measurements

(` in lakhs)

31 March 2019	Level 1	Level 2	Level 3	Total
FVTPL				
Investments in mutual fund	-	-	8,711.64	8,711.64
FVOCI				
Investments in equity shares	-	-	477.19	477.19
Forward contract				
Derivative instruments at fair value through OCI	-	12,906.77	-	12,906.77
Total financial assets	-	12,906.77	9,188.83	22,095.60

Notes to the Standalone Financial Statements (Contd.)

Financial assets measured at fair value - recurring fair value measurements

(` in lakhs)

31 March 2018	Level 1	Level 2	Level 3	Total
FVTPL				
Investments in mutual fund	94,959.76	-	9,267.36	104,227.12
FVOCI				
Investments in equity shares	-	-	465.96	465.96
Forward contract				
Derivative instruments at fair value through OCI	-	4,514.69	-	4,514.69
Total financial assets	94,959.76	4,514.69	9,733.32	109,207.77

(iii) Valuation technique used to determine fair value

Specific valuation techniques used to value financial instruments include:

- The use of net asset value for mutual funds on the basis of the statement received from investee party.
 - The use of adjusted net asset value method for certain equity investment and discounted cash flow method (income approach) for remaining equity instruments.
 - For hedge related effectiveness review and related valuation, details are presented in note 41.
- (iv) The Company has used interest rate and USD/ INR swap rate as inputs to arrive at fair value of derivative assets.
- (v) The following table summarises the quantitative information about the significant unobservable inputs used in level 3 fair value measurements. See (iii) above for the valuation techniques adopted.

Particulars	Fair value as at (` in lakh)		Significant unobservable inputs*	Data inputs		Sensitivity*	
	31 March 2019	31 March 2018		31 March 2019	31 March 2018	1% increase in inputs^	1% decrease in inputs^
Investment in mutual fund	8,711.64	9,267.36	Illiquidity factor	NA	11.30%-16.50%	31 March 2019 ` 22.28 lakhs	31 March 2019 ` (22.28) lakhs
			Market money multiple	0.63x-3.50x	0.93x-3.20x	31 March 2018 ` 10.21 lakhs	31 March 2018 ` (10.21) lakhs
Investment in equity shares	477.19	465.96	Market Multiple	1.05x	0.92x	31 March 2019 ` 9.89 lakhs	31 March 2019 ` (9.79) lakhs
				1.00%	1.00%	31 March 2018 ` 17.53 lakhs	31 March 2018 ` (17.35) lakhs

* Sensitivity has been considered for mentioned inputs, keeping the other variables constant.

^ Figures in bracket represent negative numbers.

(vi) The following table presents the changes in level 3 items for the year ended 31 March 2019 and 31 March 2018:

(` in lakhs)

Particulars	Mutual fund	Equity shares
As at 1 April 2017	8,467.74	853.92
Disposal of financial asset	(917.89)	-
Gains recognised in statement of profit and loss	1,717.51	-
Loss recognised in other comprehensive income	-	(387.96)
As at 31 March 2018	9,267.36	465.96
Disposal of financial asset	(474.41)	-
Gain/ (Loss) recognised in statement of profit and loss	(81.31)	-
Gain/ (Loss) recognised in other comprehensive income	-	11.23
As at 31 March 2019	8,711.64	477.19

(vii) Fair value of instruments measured at amortised cost

(` in lakhs)

Particulars	31 March 2019		31 March 2018	
	Carrying value	Fair value	Carrying value	Fair value
Financial assets				
Loans	267,697.41	267,697.41	286,533.22	286,533.22
Trade receivables	17,080.24	17,080.24	40,491.00	40,491.00
Cash and cash equivalents	354,502.85	354,502.85	89,650.37	89,650.37
Other bank balances	6,780.50	6,780.50	11,234.43	11,234.43
Other financial assets	61,997.65	61,997.65	167,974.27	167,974.27
Total financial assets	708,058.65	708,058.65	595,883.29	595,883.29
Borrowings*	337,886.03	337,886.03	364,563.69	364,563.69
Trade payables	151,499.05	151,499.05	161,635.74	161,635.74
Other financial liabilities	143,254.79	143,254.79	263,385.13	263,385.13
Total financial liabilities	632,639.87	632,639.87	789,584.56	789,584.56

Investments in equity shares of subsidiaries, associates and joint ventures are measured at cost as per Ind AS 27, "Separate Financial Statements" and are not required to disclose here.

* The non-convertible redeemable debentures issued by the Company are listed on stock exchange and there is no comparable instruments having the similar terms and conditions with related security being pledged and hence the carrying value of the debentures represents the best estimate of fair value.

38. FINANCIAL RISK MANAGEMENT

The Company's principal financial liabilities comprise of loans and borrowings, trade and other payables. The main purpose of these financial liabilities is to finance the Company's operations and to provide guarantees to support its operations. The Company's principal financial assets include loans, trade and other receivables and cash and cash equivalents that derive directly from its operations.

The Company is exposed to market risk, credit risk and liquidity risk. The Company's senior management oversees the management of these risks. The Company's senior management is supported by a financial risk committee that advises on financial risks and the appropriate financial risk governance framework for the Company. The financial risk committee provides assurance to the Company's senior management that the Company's financial risk activities are governed by appropriate policies and procedures and that financial risks are identified, measured and managed in accordance with the Company's policies and risk objectives. All derivative activities for risk management purposes are carried out by specialist teams that have the appropriate skills, experience and supervision. It is the Company's policy that no trading in derivatives for speculative purposes may be undertaken. The Board of Directors reviews and agrees policies for managing each of these risks, which are summarised below:

i) Financial instruments by category

For amortised cost instruments, carrying value represents the best estimate of fair value.

(` in lakhs)

Particulars	31 March 2019			31 March 2018		
	FVTPL**	FVOCI**	Amortised cost	FVTPL**	FVOCI**	Amortised cost
Financial assets						
Investments						
Equity instruments*	-	477.19	-	-	465.96	-
Mutual funds	8,711.64	-	-	104,227.12	-	-
Trade receivables	-	-	17,080.24	-	-	40,491.00
Loans	-	-	267,697.41	-	-	286,533.22
Cash and cash equivalents	-	-	354,502.85	-	-	89,650.37
Other bank balance	-	-	6,780.50	-	-	11,234.43

Notes to the Standalone Financial Statements (Contd.)

(` in lakhs)

Particulars	31 March 2019			31 March 2018		
	FVTPL**	FVOCI**	Amortised cost	FVTPL**	FVOCI**	Amortised cost
Derivate instrument at fair value through OCI (Refer Note 41)	-	12,906.77	-	-	4,514.69	-
Other financial assets	-	-	49,090.88	-	-	163,459.59
Total	8,711.64	13,383.96	695,151.88	104,227.12	4,980.65	591,368.61
Financial liabilities						
Borrowings	-	-	337,886.03	-	-	364,563.69
Trade payable	-	-	151,499.05	-	-	161,635.74
Other financial liabilities	-	-	143,254.79	-	-	263,385.13
Total	-	-	632,639.87	-	-	789,584.56

* Investment in equity shares of subsidiaries, associates and joint ventures are measured at cost as per Ind AS 27, "Separate financial statements".

** These financial assets are mandatorily measured at fair value.

ii) **Risk Management objectives and polices**

The Company's activities expose it to market risk, liquidity risk and credit risk. The Company's Board of Directors has overall responsibility for the establishment and oversight of the Company's risk management framework. This note explains the sources of risk which the entity is exposed to and how the entity manages the risk and the related impact in the financial statements.

A) **Credit risk**

Credit risk is the risk that a counterparty fails to discharge its obligation to the Company under a financial instrument or customer contract leading to a financial loss. The Company's exposure to credit risk is influenced mainly by cash and cash equivalents, trade receivables and financial assets measured at amortised cost. The Company continuously monitors defaults of customers and other counterparties and incorporates this information into its credit risk controls. Credit risk related to cash and cash equivalents and bank deposits is managed by only accepting highly rated banks and diversifying bank deposits. Other financial assets measured at amortized cost includes loans to employees, security deposits and other credit risk related to other financial assets is managed by monitoring the recoverability of such amounts continuously, while at the same time internal control system in place ensure the amounts are within defined limits.

a) **Credit risk management**

i) **Credit risk rating**

The Company assesses and manages credit risk of financial assets based on following categories arrived on the basis of assumptions, inputs and factors specific to the class of financial assets.

A: Low credit risk

B: Moderate credit risk

C: High credit risk

The Company provides for expected credit loss based on the following:

Asset Company	Basis of categorisation	Provision for expected credit loss
Low credit risk	Cash and cash equivalents, other bank balances, investments, loans, trade receivables and other financial assets	12 month expected credit loss/ life time expected credit loss
Moderate credit risk	Loans and other financial assets	12 month expected credit loss
High credit risk	Loans and other financial assets	12 months expected credit loss/ life time expected credit loss

Based on business environment in which the Company operates, a default on a financial asset is considered when the counter party fails to make payments within the agreed time period as per contract. Loss rates reflecting defaults are based on actual credit loss experience and considering differences between current and historical economic conditions.

Assets are written-off when there is no reasonable expectation of recovery, such as a debtor declaring bankruptcy or a litigation decided against the Company. The Company continues to engage with parties whose balances are written-off and attempts to enforce repayment. Recoveries made are recognised in statement of profit and loss.

In respect of trade receivables, the Company recognises provision for lifetime expected credit loss.

(` in lakhs)

Credit rating	Particulars	31 March 2019	31 March 2018
A: Low credit risk	Cash and cash equivalents, other bank balances, investments, loans, trade receivables and other financial assets	711,335.92	694,870.77
B: Moderate credit risk	Loans and other financial assets	-	-
C: High credit risk	Loans and other financial assets	5,911.56	5,705.60

b) Credit risk exposure

Provision for expected credit losses

The Company provides for expected credit loss based on 12 month and lifetime expected credit loss basis for following financial assets:

(` in lakhs)

31 March 2019			
Particulars	Estimated gross carrying amount at default	Expected credit losses	Carrying amount net of impairment provision
Investments	9,188.83	-	9,188.83
Trade receivables	18,945.42	1,865.18	17,080.24
Loans	268,465.80	768.39	267,697.41
Cash and cash equivalents	354,502.85	-	354,502.85
Other bank balance	6,780.50	-	6,780.50
Other financial assets	67,140.82	5,143.17	61,997.65
	725,024.22	7,776.74	717,247.48
31 March 2018			
Particulars	Estimated gross carrying amount at default	Expected credit losses	Carrying amount net of impairment provision
Investments	104,693.08	-	104,693.08
Trade receivables	42,781.92	2,290.92	40,491.00
Loans	287,035.65	502.43	286,533.22
Cash and cash equivalents	89,650.37	-	89,650.37
Other bank balance	11,234.43	-	11,234.43
Other financial assets	173,177.45	5,203.17	167,974.28
	708,572.90	7,996.52	700,576.38

Expected credit loss for trade receivables under simplified approach

The Company's trade receivables in respect of projects does not have any expected credit loss as registry of properties sold is generally carried out once the Company receives the entire payment. During the periods presented, the Company made ` 1,865.18 lakhs provision towards interest received from customers. In respect of other trade receivables, the Company considers provision for lifetime expected credit loss. Given the nature of business operations, the Company's trade receivables has low credit risk as the Company holds security deposits equivalents ranging from three to six months rentals. Further historical trends indicate any shortfall between such deposits held by the Company and amounts due from customers have been negligible.

Reconciliation of loss allowance provision - loans and other financial assets

(` in lakhs)

Reconciliation of loss allowance	Trade Receivables	Loans	Other financial assets
Loss allowance on 31 March 2018	2,290.92	502.43	5,203.17
Allowance for expected credit loss (net)	(425.74)	265.96	(60.00)
Loss allowance on 31 March 2019	1865.18	768.39	5,143.17

Notes to the Standalone Financial Statements (Contd.)

Reconciliation of loss allowance provision - loans and other financial assets

(` in lakhs)

Reconciliation of loss allowance	Trade Receivables	Loans	Other financial assets
Loss allowance on 31 March 2017	162.20	19,125.93	5,210.62
Allowance for expected credit loss (net)	2,128.72	(18,623.50)	(7.45)
Loss allowance on 31 March 2018	2,290.92	502.43	5,203.17

B) Liquidity risk

Prudent liquidity risk management implies maintaining sufficient cash and marketable securities and the availability of funding through an adequate amount of committed credit facilities to meet obligations when due. Due to the nature of the business, the Company maintains flexibility in funding by maintaining availability under committed facilities.

Management monitors rolling forecasts of the Company's liquidity position and cash and cash equivalents on the basis of expected cash flows. The Company takes into account the liquidity of the market in which the entity operates.

Maturities of financial liabilities

The tables below analyse the Company's financial liabilities into relevant maturity groupings based on their contractual maturities.

(` in lakhs)

31 March 2019	Less than 1 year	1-5 years	More than 5 years	Total
Non-derivatives				
Borrowings (including interest)	265,426.71	194,486.31	33,723.22	493,636.24
Trade payables	72,080.40	79,418.65	-	151,499.05
Other financial liabilities (excluding security Deposit)	14,743.42	-	-	14,743.42
Security Deposits	12,717.96	15,646.18	6,766.86	35,131.00
Total	364,968.49	289,551.14	40,490.08	695,009.71

(` in lakhs)

31 March 2018	Less than 1 year	1-5 years	More than 5 years	Total
Non-derivatives				
Borrowings (including interest)	319,877.13	287,382.41	26,803.33	634,062.87
Trade payable	82,217.09	79,418.65	-	161,635.74
Other financial liabilities (excluding security Deposit)	32,471.53	-	-	32,471.53
Security Deposits	4,071.83	9,889.26	14,204.99	28,166.08
Total	438,637.57	376,690.32	41,008.32	856,336.22

C) Market Risk

a) Foreign currency risk

Foreign currency risk is the risk that the fair value of future cash flows of financial instruments will fluctuate because of the change in foreign currency exchange rates. The Company has international transactions and is exposed to foreign exchange risk arising from foreign currency transactions. Foreign exchange risk arises from recognised assets and liabilities denominated in a currency that is not the Company's functional currency.

(` in lakhs)

Foreign currency risk exposure			
Particulars	Currency	31 March 2019	31 March 2018
Financial liabilities			
Foreign currency loan (including finance accrued)	USD	135,867.76	158,396.44

The Company manages its foreign currency risk by hedging transactions. The Company has hedged its cash flows related to foreign currency transactions covering the entire duration of the foreign currency loan. As at 31 March 2019 the Company hedged 100% of its foreign currency borrowings.

The Company's exposure to foreign currency changes for unhedged transactions are not material, therefore not disclosed.

Sensitivity

The sensitivity of profit or loss to changes in the exchange rates arises mainly from foreign currency denominated financial instruments.

(` in lakhs)

Particulars	31 March 2019	31 March 2018
USD sensitivity		
INR/ USD - increase by 5% (31 March 2018: 5%)	6,744.20	7,919.82
INR/ USD - decrease by 5% (31 March 2018: 5%)	(6,744.20)	(7,919.82)

The sensitivity of profit or loss to changes in the exchange rates arises mainly from hedged foreign currency denominated financial instruments i.e. foreign exchange forward contract, which is described below:

(` in lakhs)

Particulars (Derivative Asset)	Currency	31 March 2019	31 March 2018
Increase by 5% (31 March 2018: 5%)	USD	645.34	225.73
Decrease by 5% (31 March 2018: 5%)	USD	(645.34)	(225.73)

b) Interest rate risk

i) Liabilities

Interest rate risk is the risk that the fair value or future cash flows of a financial instrument will fluctuate because of changes in market interest rates. The Company's fixed rate borrowings are carried at amortised cost. They are therefore not subject to interest rate risk as defined in Ind AS 107, since neither the carrying amount nor the future cash flows will fluctuate because of a change in market interest rates.

The Company manages its interest rate risk by having a balanced portfolio of fixed and variable rate loans and borrowings keeping in view of current market scenario.

Interest rate risk exposure

The Company's variable rate borrowing is subject to interest rate. Below is the overall exposure of the borrowing:

(` in lakhs)

Particulars	31 March 2019	31 March 2018
Variable rate borrowing	362,238.78	459,364.07
Fixed rate borrowing	68,736.11	111,366.17
Total borrowings	430,974.89	570,730.24

Sensitivity

Profit or loss and equity is sensitive to higher/ lower interest expense from borrowings as a result of changes in interest rates.

(` in lakhs)

Particulars	31 March 2019	31 March 2018
Interest sensitivity		
Interest rates - increase by 100 basis point (31 March 2018: 100 basis point)	3,622.39	4,593.64
Interest rates - decrease by 100 basis point (31 March 2018: 100 basis point)	(3,622.39)	(4,593.64)

ii) Assets

The company's fixed deposits, interest bearing security deposits and loans are carried at fixed rate. Therefore, the said assets are not subject to interest rate risk as defined in Ind AS 107, since neither the carrying amount nor the future cash flows will fluctuate because of a change in market interest rates.

c) Price risk

The Company's exposure to price risk arises from investments held and classified as FVTPL and FVOCI. To manage the price risk arising from investments in mutual funds, the Company diversifies its portfolio of assets.

Notes to the Standalone Financial Statements (Contd.)

Sensitivity analysis

Profit or loss and equity is sensitive to higher/ lower prices of instruments on the Company's profit for the periods:

(` in lakhs)

Particulars	31 March 2019	31 March 2018
Price sensitivity		
Price increase by (5%) - FVTPL	-	4,747.99
Price decrease by (5%) - FVTPL	-	(4,747.99)
Fair value sensitivity		
Fair value increase by (5%) - FVOCI	23.86	23.30
Fair value decrease by (5%) - FVOCI	(23.86)	(23.30)
Fair value increase by (5%) - FVTPL	435.58	463.37
Fair value decrease by (5%) - FVTPL	(435.58)	(463.37)

d) Legal, taxation and accounting risk

Change to any of the above laws, rules, regulations related to DLF Business could have a material impact on its financial results. Compliance with any proposed changes could also result in significant cost of DLF. Failure to fully comply with various laws, rules and regulations may expose DLF to proceedings which may materially affect its performance.

DLF is presently involved into various judicial, administrative, regulatory and litigation proceedings concerning matters arising in the ordinary course of business operations including but not limited to personal injury claims, landlord-tenant disputes, commercials disputes, tax disputes, employment disputes and other contractual disputes. Many of these proceedings seek an indeterminate amount of damages. In situations where management believes that a loss arising from a proceeding is probable and can reasonably be estimated, DLF records the amount of the probable loss. As additional information becomes available, any potential liability related to these proceedings is assessed and the estimates are revised, if necessary.

To mitigate these risks, DLF employs in-house counsel and uses third party tax & legal experts to assist in structuring significant transactions and contracts. DLF also has systems and controls that ensure the timely delivery of financial information in order to meet contractual and regulatory requirements and has implemented disclosure controls and Internal controls over financial reporting which are tested for effectiveness on an ongoing basis.

39. CAPITAL MANAGEMENT

The purpose of the Company's capital management is:

- Maintain an optimal capital structure to reduce the cost of capital.

The Company monitors capital on the basis of the carrying amount of equity less cash and cash equivalents as presented on the face of balance sheet.

The Company manages its capital structure and makes adjustments to it in the light of changes in economic conditions and the risk characteristics of the underlying assets. In order to maintain or adjust the capital structure, the Company may adjust the amount of dividends paid to shareholders, return capital to shareholders or issue new shares.

(` in lakhs)

Particulars	31 March 2019	31 March 2018
Total debts* (A)	433,228.89	570,730.23
Total equity	2,307,992.64	2,343,478.58
Capital and net debt (B)	2,741,221.53	2,914,208.81
Net debt to equity ratio (gearing ratio)	0.16	0.20

* It includes non-current borrowings, current borrowings and current maturities of long-term borrowings.

(` in lakhs)

40. DIVIDENDS

Particulars	31 March 2019	31 March 2018
Proposed dividend		
Proposed dividend for the year ended 31 March 2019 of ` 2.00 per share*	44,144.44	-
Proposed final dividend for the year ended 31 March 2018 of ` 0.80 per share	-	14,272.54
Paid dividend		
Final dividend for the year ended 31 March 2017 of ` 2.00 per share	-	35,681.14
Interim dividend for the year ended 31 March 2018 of ` 1.20 per share	-	21,408.80
Proposed final dividend for the year ended 31 March 2018 of ` 0.80 per share	14,274.61	-

* Proposed dividends on equity shares are subject to approval at the annual general meeting and are not recognised as a liability (excluding DDT thereon) as at 31 March 2019.

Dividend Distribution Tax (DDT) on dividend for the year ended 31 March 2019: ₹ 2,934.19 lakhs (31 March 2018: ₹ 7,284.33 lakhs paid on actual basis)

Dividend Distribution Tax (DDT) on proposed dividend for the year ended 31 March 2019: ₹ 9,105.60 lakhs.

During the previous year, the Company has declared and paid interim dividend of ₹ 21,408.80 lakhs @ 60% (i.e. ₹ 1.20 per equity share having par value of ₹ 2/- each) to its shareholders. The Company has also received dividend of ₹ 21,307.10 lakhs from one of its subsidiary company during the year and corporate dividend tax of ₹ 4,337.62 lakhs has been paid by the said subsidiary company.

Accordingly, the Company has taken credit of this corporate dividend tax as per Section 115O of the Income-tax Act, 1961 and has paid balance amount on account of corporate dividend tax amounting to ₹ 20.70 lakhs on interim dividend.

41. CASH FLOW HEDGES

A Risk management strategy

The Company uses swaps contracts to hedge its risks associated with fluctuations in foreign currency. The risk being hedged is the risk of potential gain/ loss due to fluctuation in foreign currency rates. The use of swap contracts is covered by the Company's overall strategy. The Company does not use swaps for speculative purposes. As per the strategy of the Company, foreign currency loans are covered by hedge, considering the risks associated with the hedging of such loans, which in-effect fixes the principal liability of such loans and mitigates or eliminate the financial and market risks in India (the place of business of the Company).

Hedge ratio is the relationship between the quantity of the hedging instrument and the quantity of the hedged item. In the case, total principal payments under the transaction is hedged under the swap contracts with the equivalent amount and at the same dates. Hence the entity hedges its exposure on the transaction and ineffective portion is taken to statement of Profit and Loss.

B Other hedge related disclosures

- (i) The maturity profile of hedging instrument is as follows:

(₹ in lakhs)

Particulars	Less than 1 year	1-3 years	More than 3 years	Total
31 March 2019				
Derivative asset - swap contract (INR-USD hedge rate - ₹ 59.87)	-	-	-	-
31 March 2018				
Derivative asset - swap contract (INR-USD hedge rate - ₹ 59.87)	1,291.30	1,269.08	-	2,560.38

- (ii) In the Company's hedge relationship, source of hedge ineffectiveness are credit risk of the counterparty or of the Company and changes in timing of hedge transaction.

- (iii) The amounts relating to items designated as hedging instrument are as follows:

(₹ in lakhs)

Particulars	Carrying Amount		Changes in value of hedging instrument recognised in OCI	Amount charged to statement of profit and loss	Line item of statement of profit and loss where the impact is included
	Derivative Asset	Foreign currency loan			
31 March 2019					
External Commercial Borrowing ('ECB')	12,906.77	132,543.68	-	(3,058.75)	Ineffective portion of cash flow hedges in other expense
31 March 2018					
External Commercial Borrowing ('ECB')	4,514.69	156,574.05	328.65	1,604.38	Ineffective portion of cash flow hedges in other expense

- (iv) Fair value of derivative contract:

(₹ in lakhs)

	31 March 2019		31 March 2018	
	Assets	Liabilities	Assets	Liabilities
Fair value of foreign currency forward contracts designated as hedging instruments	12,906.77	-	4,514.69	-

42. The Company has entered into business development agreements with certain of its Company entities for acquisition of sole irrevocable development rights in identified land which are acquired/ or in the final stages of being acquired by these entities.

In terms of accounting policy stated in note 2.2(g) the amount paid to these entities pursuant to the above agreements for acquiring development rights, are classified under inventory as development rights.

Notes to the Standalone Financial Statements (Contd.)

43. EMPLOYEE BENEFIT OBLIGATIONS

a) Provident fund

The Company offer its employees, benefits under defined benefit plans in the form of provident fund scheme which cover all its group employees. The provident fund trust set-up by the Company is treated as a defined benefit plan since the Company has to meet the interest shortfalls, if any. Both the employees and the Company pay predetermined contributions in the trust. Contribution made by the Company to the provident funds trust during the year is ₹ 441.56 lakhs (31 March 2018: ₹ 295.02 lakhs). In this regard, actuarial valuation as on 31 March 2019 was carried out to measure the obligation using projected unit credit method arising due to interest rate guarantee by the Company towards provident fund. In terms of said valuation the Company has no liability towards interest rate guarantee as on 31 March 2019.

The details of fund and plan asset position are given below:

(₹ in lakhs)

Particulars	31 March 2019	31 March 2018
Present value of benefit obligation at period end	19,547.51	18,338.82
Plan value at period end, at fair value	21,172.30	19,494.62
Net assets/ (liability) recognized in balance sheet as provision	1,624.79	1,155.80

Particulars	31 March 2019	31 March 2018
% Allocation of plan assets by category		
Funds Managed by the insurer	100%	100%

Principal actuarial assumptions used:

Particulars	31 March 2019	31 March 2018
Financial Assumptions		
Discounting rate	7.75%	7.60%
Expected statutory interest rate on the ledger balance	8.65%	8.55%
Expected shortfall in interest earnings on the fund	0.05%	0.05%
Demographic Assumptions		
Retirement Age (Years)	60	60
Mortality Rates inclusive of provision for disability	IALM (2006-08)	
Withdrawal Rates		
Up to 30 years	3.00%	3.00%
From 31 to 44 years	2.00%	2.00%
Above 44 years	1.00%	1.00%

b) Gratuity plan (non-funded)

The Company has a defined benefit gratuity plan, which is unfunded. The Company provides for gratuity for employees in India as per the Payment of Gratuity Act, 1972. Employees who are in continuous service for a period of 5 years are eligible for gratuity. The amount of gratuity payable on retirement/ termination is the employees last drawn basic salary per month computed proportionately for 15 days salary multiplied for the number of years of service. The weighted-average duration of the defined benefit obligation is 12.72 years (31 March 2018: 12.84 years).

Risks associated with plan provisions

The Company is exposed to number of risks in the defined benefit plans. Most significant risks pertaining to defined benefit plans and management's estimation of the impact of these risks are as follows:

Salary growth risk

The present value of the defined benefit plan liability is calculated by reference to the future salaries of plan participants. An increase in the salary of the plan participants will increase the plan liability.

Interest rate risk

A decrease in interest rate in future years will increase the plan liability.

Life expectancy risk

The present value of the defined benefit plan liability is calculated by reference to the best estimate of mortality of plan participants both during and at the end of the employment. An increase in the life expectancy of the plan participants will increase the plan liability.

Withdrawals Risk

Actual withdrawals proving higher or lower than assumed withdrawals and change of withdrawal rates at subsequent valuations can impact the plan liability.

The following tables summarise the components of net benefit expense recognised in the statement of profit or loss:

Amount recognised in the statement of profit and loss is as under:

(` in lakhs)

Description	31 March 2019	31 March 2018
Current service cost	208.11	200.31
Interest cost	215.45	158.76
Expenses recovered on account of employees transferred from other companies	(24.61)	(61.12)
Amount recognised in the statement of profit and loss	398.95	297.95

Movement in the liability recognised in the balance sheet is as under:

(` in lakhs)

Description	31 March 2019	31 March 2018
Present value of defined benefit obligation as at the start of the year	2,730.69	2,116.79
Current service cost	208.11	200.31
Interest cost	215.45	158.76
Actuarial loss/ (gain) recognised during the year	100.48	(57.54)
Benefits paid	(305.02)	(365.03)
Liability transferred on account of employees transferred to other companies	76.59	677.40
Present value of defined benefit obligation as at the end of the year	3,026.30	2,730.69
Current portion of defined benefit obligation	351.13	413.51
Non-current portion of defined benefit obligation	2,675.17	2,317.18

Breakup of Actuarial gain/ loss: Other comprehensive income:

(` in lakhs)

Description	31 March 2019	31 March 2018
Actuarial loss arising from change in financial assumption	33.81	(86.26)
Actuarial gain arising from experience adjustment	66.67	28.72

For determination of the gratuity liability of the Company, the following principal actuarial assumptions were used:

Description	31 March 2019	31 March 2018
Financial Assumptions		
Discount rate	7.75%	7.89%
Future salary increase	7.50%	7.50%
Demographic Assumptions		
Retirement Age (Years)	58/60/62/65/68	58/60/62/65/68
Mortality Rates inclusive of provision for disability	100% of IALM (2006-08)	
Withdrawal Rates		
Up to 30 years	3.00%	3.00%
From 31 to 44 years	2.00%	2.00%
Above 44 years	1.00%	1.00%

These assumptions were developed by management with the assistance of independent actuarial appraisers. Discount factors are determined close to each year-end by reference to government bonds of relevant economic markets and that have terms to maturity approximating to the terms of the related obligation. Other assumptions are based on management's historical experience.

Notes to the Standalone Financial Statements (Contd.)

Sensitivity analysis for gratuity liability:

(` in lakhs)

Description	31 March 2019	31 March 2019
a) Impact of the change in discount rate		
Present value of obligation at the end of the year	3,026.30	2,730.69
a) Impact due to increase of 0.50%	(118.51)	(104.73)
b) Impact due to decrease of 0.50%	126.27	111.70
b) Impact of the change in salary increase		
Present value of obligation at the end of the year	3,026.30	2,730.69
a) Impact due to increase of 0.50%	125.97	111.58
b) Impact due to decrease of 0.50%	(119.31)	(105.58)

Sensitivities due to mortality and withdrawal are not material and hence impact of change not calculated.

As the Company does not have any plan assets, the movement of present value of defined benefit obligation and fair value of plan assets has not been presented.

Maturity Profile of Defined Benefit Obligation:

The following payments are expected contributions to the defined benefit plan in future years

(` in lakhs)

Description	31 March 2019	31 March 2018
Within the next 12 months (next annual reporting period)	351.13	413.51
Between 1 and 5 years	780.09	758.33
Between 5 and 10 years	1,895.08	1,558.85

44. LIST OF SUBSIDIARIES, JOINT VENTURES AND ASSOCIATES OF THE COMPANY ARE AS FOLLOWS:

S. No.	Name of Entity
(i)	Subsidiary and stepdown subsidiaries companies at any time during the year
1.	Aadarshini Real Estate Developers Private Limited [till 18 March 2019] ⁵
2.	Abhigyan Builders & Developers Private Limited
3.	Abhiraj Real Estate Private Limited
4.	Adeline Builders & Developers Private Limited
5.	Americus Real Estate Private Limited
6.	Amishi Builders & Developers Private Limited
7.	Angelina Real Estates Private Limited
8.	Ariadne Builders & Developers Private Limited
9.	Armand Builders & Constructions Private Limited
10.	Benedict Estates Developers Private Limited
11.	Beyla Builders & Developers Private Limited
12.	Bhamini Real Estate Developers Private Limited
13.	Breeze Constructions Private Limited
14.	Chakradharee Estates Developers Private Limited
15.	Chandrajyoti Estate Developers Private Limited
16.	Dae Real Estates Private Limited
17.	Daffodil Hotels Private Limited
18.	Dalmia Promoters and Developers Private Limited
19.	Delanco Home and Resorts Private Limited
20.	Delanco Realtors Private Limited
21.	Deltaland Buildcon Private Limited

S. No.	Name of Entity
22.	DLF Aspinwal Hotels Private Limited
23.	DLF Builders and Developers Private Limited [formerly SC Hospitality Private Limited]
24.	DLF Cochin Hotels Private Limited
25.	DLF Commercial Developers Limited
26.	DLF Emporio Restaurants Limited
27.	DLF Energy Private Limited
28.	DLF Estate Developers Limited
29.	DLF Garden City Indore Private Limited
30.	DLF Golf Resorts Limited
31.	DLF Home Developers Limited
32.	DLF Homes Goa Private Limited
33.	DLF Homes Services Private Limited
34.	DLF Info City Hyderabad Limited
35.	DLF Info City Chennai Limited
36.	DLF Info Park (Pune) Limited
37.	DLF Info Park Developers (Chennai) Limited
38.	DLF Lands India Private Limited [formerly Berenice Real Estate Private Limited]
39.	DLF Luxury Homes Limited [formerly DLF GK Residency Limited]
40.	DLF Phase-IV Commercial Developers Limited
41.	DLF Projects Limited
42.	DLF Property Developers Limited
43.	DLF Real Estate Builders Limited
44.	DLF Recreational Foundation Limited
45.	DLF Residential Builders Limited
46.	DLF Residential Developers Limited
47.	DLF Residential Partners Limited
48.	DLF South Point Limited [now merged with DLF Commercial Developers Limited]
49.	DLF Southern Towns Private Limited
50.	DLF Universal Limited
51.	DLF Utilities Limited
52.	Domus Real Estate Private Limited
53.	Eastern India Powertech Limited
54.	Edward Keventer (Successors) Private Limited
55.	Elvira Builders & Constructions Private Limited
56.	Faye Builders & Constructions Private Limited
57.	Galleria Property Management Services Private Limited
58.	Ghaliya Builders & Developers Private Limited
59.	Genisys Property Builders & Developers Private Limited [w.e.f. 14 May 2018]
60.	Hansel Builders & Developers Private Limited
61.	Hyma Developers Private Limited [formerly DLF Homes Kokapet Private Limited] (till 24 December 2018) [®]
62.	Isabel Builders & Developers Private Limited
63.	Kolkata International Convention Centre Limited
64.	Lada Estates Private Limited
65.	Latona Builders & Constructions Private Limited
66.	Lear Builders & Developers Private Limited
67.	Lempo Buildwell Private Limited

Notes to the Standalone Financial Statements (Contd.)

S. No.	Name of Entity
68.	Liber Buildwell Private Limited
69.	Livana Builders & Developers Private Limited
70.	Lizebeth Builders & Developers Private Limited
71.	Lodhi Property Company Limited
72.	Mariabella Builders & Developers Private Limited
73.	Melosa Builders & Developers Private Limited
74.	Mens Buildcon Private Limited
75.	Nambi Buildwell Private Limited
76.	Narooma Builders & Developers Private Limited
77.	Nellis Builders & Developers Private Limited
78.	Niobe Builders & Developers Private Limited
79.	Nudhar Builders & Developers Private Limited
80.	Paliwal Developers Limited
81.	Paliwal Real Estate Limited
82.	Phoena Builders & Developers Private Limited
83.	Pyrite Builders & Constructions Private Limited
84.	Qabil Builders & Constructions Private Limited
85.	Rachelle Builders & Constructions Private Limited
86.	Riveria Commercial Developers Limited
87.	Rochelle Builders & Constructions Private Limited
88.	Royalton Builders & Developers Private Limited
89.	Saket Holidays Resorts Private Limited
90.	Shivaji Marg Maintenance Services Limited
91.	Tiberias Developers Limited [formerly DLF Finvest Limited]
92.	Urvasi Infratech Private Limited
93.	Vibodh Developers Private Limited
94.	Vkarma Capital Investment Management Company Private Limited
95.	Vkarma Capital Trustee Company Private Limited
96.	Webcity Builders & Developers Private Limited

One of the subsidiary company hold 51% equity in Balaji Highways Holding Limited (Balaji), however, the group was neither control nor exercises any influence over Balaji. Since there is no control or influence and investment being immaterial, the same has not been accounted for as a Subsidiary or an Associate or Joint Venture in terms of Ind AS 28 'Investment in Associates or Joint Ventures'.

(ii)	Partnership Firms
1.	DLF Commercial Projects Corporation
2.	DLF Gayatri Developers
3.	DLF Green Valley
4.	DLF Office Developers
5.	Rational Builders and Developers
(iii)	Joint Venture (JV)/ Associates (A)/ Joint Opeartions (JO)
1.	Banjara Hills Hyderabad Complex (JO)
2.	DLF Gayatri Home Developers Private Limited (JV)
3.	DLF Midtown Private Limited (JV)
4.	DLF SBPL Developers Private Limited (JV)
5.	DLF Urban Private Limited (JV)

S. No.	Name of Entity
6.	GSG DRDL Consortium (JO)
7.	Fairleaf Real Estate Private Limited [formerly YG Realty Private Limited] (JV)
8.	Designplus Associates Services Private Limited (JV)
9.	Spazio Projects and Interiors Private Limited (JV) (Wholly-owned subsidiary of Designplus Associates Services Private Limited)
10.	DLF Homes Panchkula Private Limited (A)
11.	Joyous Housing Limited (JV)
12.	Arizona Globalservices Private Limited (A)*
13.	Aadarshini Real Estate Developers Private Limited [w.e.f. 19 March 2019] [§]
14.	DCCDL GROUP (JV) Comprising investment in DLF Cyber City Developers Limited along with its following subsidiaries [w.e.f. 26 December 2017]
i.	Caraf Builders & Constructions Private Limited [now merged with DLF Cyber City Developers Limited (w.e.f. 27 September 2018)]
ii.	DLF Assets Private Limited
iii.	DLF City Centre Limited
iv.	DLF Emporio Limited
v.	DLF Info City Developers (Chandigarh) Limited
vi.	DLF Info City Developers (Kolkata) Limited
vii.	DLF Power & Services Limited
viii.	DLF Promenade Limited
ix.	Richmond Park Property Management Services Limited

§ Due to terms and conditions of Joint Venture Agreement between the Company and Investor, requiring unanimity of agreement in respect of significant matters related to the financial and operating policies of Aadarshini Real Estate Developers Private Limited (“AREDPL”), the Company considers that it does not solely control AREDPL and therefore investment in AREDPL has been accounted for as joint venture in accordance with Ind AS 28 ‘Investment in Associates and Joint Ventures’ and Ind AS 111 ‘Joint Arrangements’. This was accounted for as subsidiary till 18 March 2019.

* DLF Home Developers Limited, one of the wholly-owned subsidiary company of the Company holds Compulsorily Convertible Preference shares (CCPS) in Arizona Globalservices Private Limited (Arizona). These are convertible at the option of the investor. If these are converted (also considering the terms and conditions of the agreement), it will assure significant influence over Arizona by the Company. Hence, Arizona has been classified as an associate and the Company recognises its share in net assets through equity method.

^ Due to terms and conditions of Share Purchase and Shareholders Agreement (“SPSHA”), between the Company and Reco Diamond Private Limited (“Investor”), requiring unanimity of agreement in respect of significant matters related to the financial and operating policies of DLF Cyber City Developers Limited and its subsidiaries (“DCCDL Group”), the Company considers that it does not solely control DCCDL Group and therefore investment in DCCDL Group has been accounted for as joint venture in accordance with Ind AS 28 ‘Investment in Associates and Joint Ventures’ and Ind AS 111 ‘Joint Arrangements’. These entities were accounted for as subsidiaries till 25 December 2017.

@ As per the terms of agreement entered during the period with a third party, the Company has lost control over the entity, further the remaining stake of Company is also to be sold as per the said agreement at a nominal value. As per the terms of the agreement, the Company does not have any influence over the entity in terms of Ind AS 28, ‘Investments in Associates and Joint Ventures’, therefore, the entity has not been considered and accounted for as an associate in terms of Ind AS 28, ‘Investments in Associates and Joint Ventures’.

45. DISCLOSURES UNDER IND AS 24 - RELATED PARTY TRANSACTIONS

a) Holding company

Rajdhani Investments & Agencies Private Limited (w.e.f. 12 March 2018)

b) Fellow subsidiary/ partnership firms

DLF Urva Real Estate Developers & Services Private Limited (subsidiary company)

Lion Brand Poultries (partnership firm)

Notes to the Standalone Financial Statements (Contd.)

c) Subsidiaries/ Joint ventures/ Associates

Details are presented in Note 44.

d) Key management personnel, their relatives and other enterprises under the control of the key management personnel and their relatives:

Name of key management personnel	Designation	Relatives*
Dr. K.P. Singh	Chairman	Ms. Renuka Talwar (Daughter) Ms. Pia Singh (Daughter)
Mr. Rajiv Singh	Vice Chairman	Ms. Kavita Singh (Wife) Ms. Anushka Singh (Daughter)
Mr. Rajeev Talwar	CEO and Whole-time Director	
Mr. Mohit Gujral	CEO and Whole-time Director	
Mr. Ashok Kumar Tyagi	Whole-time Director and Group Chief Financial Officer	
Mr. Devinder Singh	Whole-time Director	

* Relatives of key management personnel (other than key management personnel themselves) with whom there were transactions during the year.

Other enterprises under the control of the key management personnel and their relatives with whom there were transactions during the year.

S. No.	Name of Entity
1.	A.S.G. Realcon Private Limited
2.	AGS Buildtech Private Limited
3.	Anubhav Apartments Private Limited
4.	Arihant Housing Company*
5.	Centre Point Property Management Services LLP
6.	DLF Brands Private Limited
7.	DLF Building & Services Private Limited
8.	DLF Commercial Enterprises
9.	DLF Foundation
10.	Excel Housing Construction LLP
11.	Hitech Property Developers Private Limited
12.	IKPS Family Trust
13.	Jhandewalan Ancillaries LLP
14.	Kiko Cosmetics Retail Private Limited
15.	Madhukar Housing and Development Company*
16.	Mallika Housing Company LLP
17.	Northern India Theatres Private Limited
18.	Parvati Estates LLP
19.	Prem Traders LLP
20.	Pushpak Builders and Developers Private Limited
21.	Raisina Agencies LLP
22.	Realest Builders and Services Private Limited
23.	Rhea Retail Private Limited [till 6 June 2018]
24.	Rod Retail Private Limited
25.	Sambhav Housing and Development Company*
26.	Solace Housing and Construction Private Limited
27.	Sudarshan Estates LLP
28.	Sukh Sansar Housing Private Limited
29.	Super Mart Two Property Management Services LLP

S. No.	Name of Entity
30.	Trinity Housing and Construction Company*
31.	Udyan Housing and Development Company*
32.	Uttam Builders and Developers Private Limited
33.	Uttam Real Estates Company*

* A private company with unlimited liability.

e) The following transactions were carried out with related parties in the ordinary course of business:

(` in lakhs)

Description	Holding Company	
	31 March 2019	31 March 2018
Miscellaneous receipts (income)	1.74	-
Interest Paid	79.08	-
Conversion of Compulsorily Convertible Debentures to shares	512,575.00	-

(` in lakhs)

Description	Fellow subsidiary	
	31 March 2019	31 March 2018
Rent Received	4.43	-
Miscellaneous receipts (income)	5.00	-
Interest Paid	47.73	-
Conversion of Compulsorily Convertible Debentures to shares	30,000.00	-

(` in lakhs)

Description	Key management personnel compensation	
	31 March 2019	31 March 2018
Salaries, wages and bonus (including Employee Shadow Option Scheme (cash settled options))	5,504.43	5,361.42
Post-employment benefits	96.32	62.64
Total compensation	5,600.75	5,424.06

(` in lakhs)

Description	Subsidiaries/ Partnership firms under control		Associates	
	31 March 2019	31 March 2018	31 March 2019	31 March 2018
Sale of land and constructed properties [#]	-	88,345.10	-	-
Development charges	-	729.18	-	-
Royalty income	-	-	9.81	(81.20)
Dividend income	0.54	21,307.64	-	-
Interest income	28,558.73	11,412.07	-	-
Miscellaneous income [#]	1,504.31	973.74	-	-
Profit on sale of Investments	-	851.17	-	-
Rent received [#]	868.53	794.92	-	-
Maintenance and service charges paid [#]	1,964.10	11,550.83	-	-
Expenses recovered [#]	12,361.89	5,205.36	65.42	75.46
Purchase of land developed plots and material	12.55	-	-	-
Rent paid [#]	2,355.15	2,604.82	-	-
Interest paid	281.75	6,116.96	-	-

Notes to the Standalone Financial Statements (Contd.)

(` in lakhs)

Description	Subsidiaries/ Partnership firms under control		Associates	
	31 March 2019	31 March 2018	31 March 2019	31 March 2018
Expenses paid	2,197.94	5,409.10	-	-
Payments under construction contracts	-	(304.52)	-	-
Investments purchased/ subscribed	40,000.00	190,233.41	-	-
Investment sold	-	10.91	-	-
Loss from partnership firms (net)	(633.58)	(4,535.70)	-	-
Loans given	206,369.77	318,952.00	-	-
Loans received back	233,281.81	138,146.14	-	-
Loans taken	-	251,165.00	-	-
Loans refunded back	-	251,911.00	-	-
Guarantees given/ (refunded)	218,854.99	(511,875.84)	-	-
Earnest money paid under agreement to purchase land/ development rights	-	39,218.50	-	-
Earnest money paid under agreement to purchase land/ development rights refunded back	4,416.00	14,836.83	-	-

(` in lakhs)

Description	Joint venture	
	31 March 2019	31 March 2018
Development charges	-	(32.55)
Rent received#	95.15	24.39
Interest income	3,872.03	8,076.58
Miscellaneous income	57.34	8.09
Royalty Income	10.00	-
Expenses recovered#	1,640.09	114.49
Rent Paid	604.46	150.12
Interest paid	6,380.98	1,785.99
Maintenance and service charges paid#	13,417.68	3,654.55
Loans received back	6,000.00	31,825.01
Expenses paid	974.56	146.06
Guarantees given/ (refunded)	150,863.19	-

Figures shown above are net of service tax/ GST

(` in lakhs)

Description	KMP and their relatives		Enterprises over which KMP is able to exercise significant influence	
	31 March 2019	31 March 2018	31 March 2019	31 March 2018
Rent paid	-	-	-	26.91
Sale of constructed properties	1,149.58	-	-	-
Expenses recovered	-	-	-	8.22
Directors' fees and commission	38.00	37.50	-	-
Miscellaneous income	69.59	79.99	126.63	649.84
Rent received	-	-	306.66	305.34
Interest paid	-	-	14.67	87.05
Expenses paid	-	-	963.10	1,343.20
Warrants subscribed	-	-	-	75,010.36
Loans Given	1,000.00	-	-	-
Compulsorily convertible debentures subscribed	-	-	-	825,000.00

(` in lakhs)

Description	KMP and their relatives		Enterprises over which KMP is able to exercise significant influence	
	31 March 2019	31 March 2018	31 March 2019	31 March 2018
Advance received under agreement to sell*	-	60.00	-	109.00
Contract Liability*	1,649.79		1,355.92	
Guarantees given/ (refunded)	-	-	(1,571.33)	(263.81)

* Revenue has been recognised as per Ind AS 115 [refer accounting policy 2.2(h)].

Figures shown above are net of service tax/ GST

f) **Balance at the end of the year**

(` in lakhs)

Description	Holding Company	
	31 March 2019	31 March 2018
Trade receivables	0.84	5.90
Interest payable	17.26	18.12
Warrants	67,510.36	67,510.36
Compulsorily Convertible Debentures	282,425.00	795,000.00

(` in lakhs)

Description	Fellow subsidiary	
	31 March 2019	31 March 2018
Trade receivables	-	6.58
Interest payable	0.64	0.67
Warrants	7,500.00	7,500.00
Compulsorily Convertible Debentures	-	30,000.00
Advances received under agreement to sell*	-	31,482.99

(` in lakhs)

Description	Subsidiaries/ Partnership firms under control	
	31 March 2019	31 March 2018
Trade receivables (including unbilled receivables)	206.51	41,698.72
Investments in shares/ partnership firms	891,764.92	893,573.94
Investment in optionally convertible preference shares	40,000.00	-
Loans and advances given	252,709.60	266,341.47
Earnest money and part payments under agreement to purchase land/ development rights/ constructed properties (net of interest capitalized)	297,711.64	306,381.35
Trade payables/ amounts payable	20,119.86	27,147.15
Guarantees given	516,271.08	387,416.09
Advances received under agreement to sell*	-	6,583.67
Contract Liability*	136,726.08	-
Security deposit received	148.20	137.51
Unsecured loan taken	2,254.00	2,254.00
Interest payable	1,448.78	1,424.21
Security deposit paid	266.76	194.51

Notes to the Standalone Financial Statements (Contd.)

(` in lakhs)

Description	Joint ventures	
	31 March 2019	31 March 2018
Trade receivables (including unbilled receivables)	13.83	125.13
Contract assets (under other current financial assets)*	26,693.25	-
Investments in shares	21,815.05	21,815.05
Loans and advances given	23,512.52	24,593.79
Trade payables/ amounts payable	2,214.75	3,704.85
Guarantees given	327,808.51	86,940.07
Advances received under agreement to sell*	-	7,950.19
Interest payable	1,138.37	1,607.39
Security deposit received	348.85	348.85
Security deposit paid	171.43	169.96

(` in lakhs)

Description	Associates	
	31 March 2019	31 March 2018
Trade receivables (including unbilled receivables)	4,402.16	4,645.54
Investments in shares/ partnership firms	10.30	10.30
Loans and advances given	33.01	69.59

(` in lakhs)

Description	Key Management Personnel (KMP) and their relatives	
	31 March 2019	31 March 2018
Trade receivables	0.12	534.09
Advance received under agreement to sell*	-	14,519.76
Contract Liability*	14,923.82	-
Loans and advances given	3,300.00	2,300.00
Trade payables/ amounts payable	1,726.10	1,280.68

(` in lakhs)

Description	Enterprises over which KMP is able to exercise significant influence	
	31 March 2019	31 March 2018
Trade receivables	346.76	464.03
Security deposit received	87.98	192.56
Investments	476.23	465.03
Earnest money and part payments under agreement to purchase land/ constructed properties	255.59	255.59
Advance received under agreement to sell*	-	7,162.09
Contract Liability*	3,708.70	-
Amount recoverable/ advances	53.04	41.65
Trade payables/ amounts payable	-	-
Guarantees given (net)	1,221.86	2,793.19

* Revenue has been recognised as per Ind AS 115 [refer accounting policy 2.2(h)].

Terms and conditions of transactions with related parties:

- The transactions with related parties are made on terms equivalent to those that prevail in arm's length transactions. Outstanding balances at the year-end are unsecured and interest free and settlement occurs by cheque/ RTGS.
- The Company has given loan to related parties which are repayable on demand. These loans are provided at interest rates of 10.00% (31 March 2018: 11.50%) p.a. to subsidiary companies and at interest as per agreement to joint ventures. The loans have been utilized by the related parties for business purposes.
- The Company has taken loans from related parties which are repayable on demand. These loans carry interest @11.50% p.a. to 12.50% p.a. The loans have been utilized for meeting the working capital requirements.
- The Company has given corporate guarantee to the bank(s) in respect of loan taken by the subsidiaries/ associates companies and joint ventures from that bank and financial institution and vice-versa.
- The Company provides business and financial support to certain subsidiaries/ associates companies, which are in losses and is dependent on parent company for meeting out their cash requirements.

Above includes the following material transactions:

(` in lakhs)

Description	Fellow subsidiary		
	Name of the entity	31 March 2019	31 March 2018
Rent Received	DLF Urva Real Estate Developers & Services Private Limited	4.43	-
Miscellaneous receipts (income)	DLF Urva Real Estate Developers & Services Private Limited	5.00	-
Interest Paid	DLF Urva Real Estate Developers & Services Private Limited	47.73	-
Conversion of Compulsorily Convertible Debentures to shares	DLF Urva Real Estate Developers & Services Private Limited	30,000.00	-

(` in lakhs)

Description	Key Management Personnel		
	Name of the KMP	31 March 2019	31 March 2018
Salaries, wages and bonus [including Employee Shadow Option Scheme (cash settled options)]	Dr. K.P. Singh	586.24	1,052.95
	Mr. Rajiv Singh	542.66	544.17
	Mr. Rajeev Talwar	835.26	624.29
	Mr. Ashok Kumar Tyagi	1,128.16	201.75
	Mr. Devinder Singh	869.01	211.85
	Mr. Mohit Gujral	1,543.10	2,726.40
Post-employment benefits	Dr. K.P. Singh	12.61	12.61
	Mr. Rajiv Singh	16.29	-
	Mr. Rajeev Talwar	14.71	3.09
	Mr. Mohit Gujral	38.58	25.48
	Mr. Ashok Kumar Tyagi	5.64	8.33
	Mr. Devinder Singh	8.49	15.68

(` in lakhs)

Description	Subsidiaries/ Partnership firms under control		
	Name of the Party	31 March 2019	31 March 2018
Sale of land and constructed properties [#]	DLF Home Developers Limited	-	52,869.48
	DLF Luxury Homes Limited	-	35,035.00
Development charges	DLF Assets Private Limited [till 25 December 2017]	-	729.18
Dividend income	DLF Cyber City Developers Limited [till 25 December 2017]	-	21,307.10
	DLF Estate Developers Limited	0.54	0.54

Notes to the Standalone Financial Statements (Contd.)

(` in lakhs)

Description	Subsidiaries/ Partnership firms under control		
	Name of the Party	31 March 2019	31 March 2018
Interest income	DLF Home Developers Limited	13,200.59	4,141.52
	Breeze Constructions Private Limited	-	1,526.70
	DLF Utilities Limited	8,933.19	2,020.64
Miscellaneous income (including service receipts)#	DLF Home Developers Limited	849.39	501.66
	Niobe Builders & Developers Private Limited	-	124.00
	DLF Golf Resorts Limited	-	196.44
	DLF Luxury Homes Limited	541.58	93.05
	DLF Utilities Limited	-	0.54
Profit on sale of Investments	DLF Cyber City Developers Limited [till 25 December 2017]	-	851.17
Rent received#	DLF Recreational Foundation Limited	600.00	350.00
	DLF Home Developers Limited	116.12	233.58
	DLF Homes Services Private Limited	148.00	148.00
Maintenance and service charges paid#	DLF Utilities Limited	-	29.70
	DLF Homes Services Private Limited	1,325.16	1,530.18
	DLF Office Developers	304.25	206.55
	DLF Home Developers Limited	259.65	47.97
	DLF Power & Services Limited [till 25 December 2017]	-	9,295.63
Expenses recovered#	DLF Cyber City Developers Limited [till 25 December 2017]	-	2,272.32
	DLF Home Developers Limited	5,813.90	994.17
	DLF Lands India Private Limited (formerly known as Berenice Real Estate Private Limited)	4,503.09	-
	Nambi Buildwell Private Limited	1,528.51	1,484.08
Purchase of land, developed plots and material	Riveria Commercial Developers Limited	12.55	-
Rent paid#	DLF Cyber City Developers Limited [till 25 December 2017]	-	407.66
	DLF Office Developers	637.82	426.22
	DLF Home Developers Limited	1,564.00	1,599.97
Interest paid	DLF Gayatri Developers	281.75	323.57
	DLF Home Developers Limited	-	5,793.39
Expenses paid	DLF Home Developers Limited	1,072.02	4,322.93
	DLF Golf Resorts Limited	623.93	611.75
Investments purchased/ subscribed	DLF Home Developers Limited	-	149,900.31
	DLF Utilities Limited	-	40,287.88
	DLF Luxury Homes Limited	40,000.00	40.04
Investments sold	DLF City Centre Limited [till 25 December 2017]	-	10.00
Profit/ (loss) on partnership firms (net)	DLF Office Developers	1,085.87	989.00
	DLF Commercial Projects Corporation	(22.62)	(1,177.78)
	DLF Gayatri Developers	(211.73)	(1,133.84)
	DLF Green Valley	(267.26)	(260.44)
	Rational Builders and Developers	(1,217.84)	(2,952.64)
Loans given	DLF Home Developers Limited	70,066.00	149,441.00
	Eastern India Powertech Limited	-	70,080.00
	Aadarshini Real Estate Developers Private Limited	23,970.00	-
	DLF Energy Private Limited	33,586.00	-
	DLF Utilities Limited	70,863.00	67,707.00

(` in lakhs)

Description	Subsidiaries/ Partnership firms under control		
	Transactions during the year	Name of the Party	31 March 2019
Loans received back	DLF Home Developers Limited	143,162.22	37,900.00
	Aadarshini Real Estate Developers Private Limited	23,970.00	-
	DLF Utilities Limited	33,933.76	583.00
	Eastern India Powertech Limited	-	70,080.00
Loans taken	DLF Home Developers Limited	-	251,165.00
Loans refunded back	DLF Home Developers Limited	-	251,165.00
Guarantees given/ (refunded)	DLF Utilities Limited	-	(156,410.00)
	DLF Cyber City Developers Limited [till 25 December 2017]	-	(362,507.84)
	DLF Home Developers Limited	135,350.92	32,177.05
	Lodhi Property Company Limited	(5,962.71)	(6,357.25)
	Eastern India Powertech Limited	-	(70,000.00)
	Nambi Buildwell Private Limited	(533.22)	49,461.00
Earnest money paid under agreement to purchase land/ development rights	Aadarshini Real Estate Developers Private Limited [till 18 March 2019]	90,000.00	-
	DLF Commercial Projects Corporation	-	38,174.00
Earnest money paid under agreement to purchase land/ development rights refunded back	DLF Commercial Projects Corporation	4,416.00	11,578.00
	Rational Builders and Developers	-	3,258.83

Figures shown above are net of service tax/ GST.

(` in lakhs)

Description	Joint ventures		
	Transactions during the year	Name of the Party	31 March 2019
Development charges	DLF Assets Private Limited [w.e.f. 26 December 2017]	-	(32.55)
Interest income	Joyous Housing Limited	3,872.03	8,076.58
Rent received	DLF Assets Private Limited [w.e.f. 26 December 2017]	93.30	23.93
Miscellaneous income#	DLF Assets Private Limited [w.e.f. 26 December 2017]	32.64	7.84
	DLF City Centre Limited [w.e.f. 26 December 2017]	23.75	-
Royalty Income	DLF Cyber City Developers Limited [w.e.f. 26 December 2017]	10.00	-
Expenses recovered#	DLF Cyber City Developers Limited [w.e.f. 26 December 2017]	229.45	73.95
	DLF City Centre Limited [w.e.f. 26 December 2017]	1,401.98	-
	DLF Assets Private Limited [w.e.f. 26 December 2017]	-	36.81
Rent paid	DLF Cyber City Developers Limited [w.e.f. 26 December 2017]	550.66	136.67
Interest paid	DLF Assets Private Limited [w.e.f. 26 December 2017]	6,380.98	1,785.99
Maintenance and service charges paid#	DLF Power & Services Limited [w.e.f. 26 December 2017]	13,253.20	3,585.88
Loans received back	Joyous Housing Limited	6,000.00	31,825.01
Expenses paid	DLF Power & Services Limited [w.e.f. 26 December 2017]	286.30	82.01
	DLF Cyber City Developers Limited [w.e.f. 26 December 2017]	524.44	-
	Designplus Associates Services Private Limited	162.45	64.05
Guarantees given/ (refunded)	DLF Cyber City Developers Limited [w.e.f. 26 December 2017]	150,945.41	-

Figures shown above are net of service tax/ GST.

Notes to the Standalone Financial Statements (Contd.)

(` in lakhs)

Description	Associates		
	Transactions during the year	Name of the Party	31 March 2019
Royalty Income	DLF Homes Panchkula Private Limited	9.81	(81.20)
Expenses recovered#	DLF Homes Panchkula Private Limited	65.42	75.46

Figures shown above are net of service tax/ GST.

(` in lakhs)

Description	Key Management Personnel (KMP) and their relatives		
	Transactions during the year	Name of the KMP/ Relatives	31 March 2019
Sale of constructed properties	Mr. Devinder Singh	1,149.58	-
Directors' fees and commission	Ms. Pia Singh	38.00	37.50
Miscellaneous income	Ms. Pia Singh	21.56	17.89
	Ms. Renuka Talwar	47.81	62.05
Loan Given	Mr. Rajeev Talwar	1000.00	-
Contract Liability/ Advance received under agreement to sell*	Ms. Pia Singh	339.27	-
	Ms. Anushka Singh	202.05	-
	Mr. Devinder Singh	11.39	-
	Mr. Rajeev Talwar	1,097.08	52.50
	Mr. Ashok Kumar Tyagi	-	7.50

(` in lakhs)

Description	Enterprises over which KMP is able to exercise significant influence		
	Transactions during the year	Name of the Party	31 March 2019
Rent paid#	DLF Q.E.C. Educational Charitable Trust	-	22.29
	DLF Q.E.C. Medical Charitable Trust	-	4.62
Expenses recovered#	DLF Building & Services Private Limited	-	5.23
	DLF Brands Private Limited	-	1.62
Miscellaneous income	DLF Urva Real Estate Developers & Services Private Limited	-	396.71
	Rhea Retail Private Limited [till 6 June 2018]	7.01	51.52
	DLF Brands Private Limited	89.29	57.98
Rent received	DLF Brands Private Limited	170.90	71.99
	DLF Building & Services Private Limited	13.34	26.91
	Rod Retail Private Limited	63.43	49.21
	Kiko Cosmetics Retail Private Limited	46.85	36.55
	Rhea Retail Private Limited [till 6 June 2018]	12.14	119.59
Expenses paid	DLF Foundation	961.00	1,266.00
Interest paid	DLF Urva Real Estate Developers & Services Private Limited	-	49.02
	Rajdhani Investments & Agencies Private Limited	-	19.74
	Realest Builders & Services Private Limited	6.94	-
	Mallika Housing Company LLP	7.72	9.37
Warrants subscribed	Rajdhani Investments & Agencies Private Limited	-	67,510.36
	DLF Urva Real Estate Developers & Services Private Limited	-	7,500.00
Compulsorily convertible debentures subscribed	Rajdhani Investments & Agencies Private Limited	-	795,000.00
	DLF Urva Real Estate Developers & Services Private Limited	-	30,000.00
Contract Liability/ Advance received under agreement to sell*	Realest Builders & Services Private Limited	451.97	-
	DLF Urva Real Estate Developers & Services Private Limited	-	109.00
	A.S.G. Realcon Private Limited	451.97	-
	AGS Buildtech Private Limited	451.97	-
Guarantees given/ (refunded)	DLF Brands Private Limited	(1,571.33)	(263.81)

Figures shown above are net of service tax/ GST.

(` in lakhs)

Description	Fellow Subsidiary		
	Transactions during the year	Name of the Party	31 March 2019
Trade receivables	DLF Urva Real Estate Developers & Services Private Limited	-	6.58
Interest payable	DLF Urva Real Estate Developers & Services Private Limited	0.64	0.67
Warrants	DLF Urva Real Estate Developers & Services Private Limited	7,500.00	7,500.00
Compulsorily Convertible Debentures	DLF Urva Real Estate Developers & Services Private Limited	-	30,000.00
Advance received under agreement to sell#	DLF Urva Real Estate Developers & Services Private Limited	-	31,482.99

Inclusive of taxes and other charges.

(` in lakhs)

Description	Subsidiaries/ Partnership firms under control		
	Balance at the end of the year	Name of the Party	31 March 2019
Trade receivables (including unbilled receivables)	DLF Luxury Homes Limited	-	35,192.49
	DLF Real Estate Builders Limited	93.95	-
	DLF Home Developers Limited	112.56	6,506.23
Investments in shares/ partnership firms	Lodhi Property Company Limited	132,495.65	132,493.00
	DLF Home Developers Limited	520,966.35	520,966.35
Investment in optionally convertible preference shares	DLF Luxury Homes Limited	40,000.00	-
Loans and advances given	DLF Home Developers Limited	69,858.89	132,379.10
	DLF Energy Private Limited	23,514.78	-
	DLF Utilities Limited	107,919.21	70,708.34
Earnest money and part payments under agreement to purchase land/ development rights/ constructed properties (net of interest capitalized)	DLF Commercial Projects Corporation	221,149.82	225,565.82
	Rational Builders and Developers	56,742.30	60,293.30
Trade payables/ amounts payable	DLF Home Developers Limited	6,543.71	13,023.92
	DLF Gayatri Developers	3,083.40	2,632.61
	DLF Golf Resorts Limited	9,523.92	9,590.96
Guarantees given	DLF Home Developers Limited	464,364.26	329,013.34
	Nambi Buildwell Private Limited	48,927.78	49,461.00
Contract Liability/ Advances received under agreement to sell*	DLF Home Developers Limited	105,443.42	6,583.67
	DLF Luxury Homes Limited	31,282.66	-
Security deposit received	DLF Home Developers Limited	148.20	137.50
Unsecured loan (taken)	DLF Gayatri Developers	2,254.00	2,254.00
Interest payable	DLF Gayatri Developers	1,448.78	1,424.21
Security deposits paid	DLF Golf Resorts Limited	24.50	23.85
	DLF Office Developers	227.46	156.05

Notes to the Standalone Financial Statements (Contd.)

(` in lakhs)

Description	Joint venture		
	Name of the Party	31 March 2019	31 March 2018
Trade receivables (including unbilled receivables)	DLF Assets Private Limited [w.e.f. 26 December 2017]	13.83	113.84
Contract assets (under other current financial assets)*	DLF Assets Private Limited [w.e.f. 26 December 2017]	26,693.25	-
Investments in shares	DLF Cyber City Developers Limited [w.e.f. 26 December 2017]	15,705.49	15,705.49
	Joyous Housing Limited	6,109.56	6,109.56
Loans and advances given	Joyous Housing Limited	22,084.85	24,560.27
Trade payables/ amounts payable	DLF Power & Services Limited [w.e.f. 26 December 2017]	1,637.74	3,704.85
	DLF Cyber City Developers Limited [w.e.f. 26 December 2017]	489.56	60.42
Guarantees given	DLF Cyber City Developers Limited [w.e.f. 26 December 2017]	175,132.53	24,181.87
	DLF Assets Private Limited [w.e.f. 26 December 2017]	59,303.03	59,848.20
	Aadarshini Real Estate Developers Private Limited [w.e.f. 19 March 2019]	90,000.00	-
Advances received under agreement to sell	DLF Assets Private Limited [w.e.f. 26 December 2017]	-	7,950.19
Interest payable	DLF Assets Private Limited [w.e.f. 26 December 2017]	1,138.37	1,607.39
Security deposit received	DLF Cyber City Developers Limited [w.e.f. 26 December 2017]	347.40	347.40
Security deposit paid	DLF Cyber City Developers Limited [w.e.f. 26 December 2017]	171.43	169.96

(` in lakhs)

Description	Associates		
	Name of the Party	31 March 2019	31 March 2018
Trade receivables	DLF Homes Panchkula Private Limited	4,402.16	4,645.54
Investments in shares	DLF Homes Panchkula Private Limited	10.30	10.30
Loans and advances given	DLF Homes Panchkula Private Limited	33.01	21.45

(` in lakhs)

Description	Enterprises over which KMP is able to exercise significant influence		
	Name of the Party	31 March 2019	31 March 2018
Trade receivables	DLF Brands Private Limited	234.90	133.79
	Rhea Retail Private Limited [till 6 June 2018]	-	240.69
	Rod Retail Private Limited	74.56	67.77
Security deposit received	DLF Brands Private Limited	62.45	57.09
	Rhea Retail Private Limited [till 6 June 2018]	-	61.87
	Kiko Cosmetics Retail Private Limited	18.27	15.44
	DLF Building & Services Private Limited	-	52.27
Investments	DLF Brands Private Limited	471.20	460.00
Earnest money and part payments under agreement to purchase land/ constructed properties	DLF Building & Services Private Limited	221.43	221.43
Amount recoverable/ advances	DLF Brands Private Limited	53.03	42.23
Contract Liability/ Advances received under agreement to sell*	Realest Builders & Services Private Limited	1,236.23	5,593.57
	A.S.G. Realcon Private Limited	1,236.23	784.26
	AGS Buildtech Private Limited	1,236.23	784.26
Guarantees given (net)	DLF Brands Private Limited	1,221.86	2,793.19

(` in lakhs)

Description	Key Management Personnel (KMP) and their relatives		
	Balance at the end of the year	Name of the Party	31 March 2019
Contract Liability/ Advances received under agreement to sell*	Ms. Anushka Singh	3,280.92	3,078.86
	Ms. Pia Singh	5,477.98	5,138.71
	Mr. Mohit Gujral	4,953.57	4,953.57
Loans and advances given	Mr. Mohit Gujral	2,300.00	2,300.00
	Mr. Rajeev Talwar	1,000.00	-
Trade receivables	Mr. Mohit Gujral	-	365.59
	Ms. Anushka Singh	-	168.50
Trade payables/ amounts payable (net)	Dr. K.P. Singh	350.19	350.00
	Mr. Rajiv Singh	353.93	359.25
	Mr. Rajeev Talwar	330.45	325.00
	Mr. Devinder Singh	350.04	110.00
	Mr. Ashok Kumar Tyagi	340.52	105.00

* Revenue has been recognised as per Ind AS 115 [refer accounting policy 2.2(h)].

(` in lakhs)

46. DISCLOSURE UNDER REGULATION 34(3) OF THE SECURITIES AND EXCHANGE BOARD OF INDIA (LISTING OBLIGATIONS AND DISCLOSURE REQUIREMENTS) REGULATIONS, 2015					
Loans and advances in the nature of loans to Subsidiaries/ Associates/ Joint ventures/ others		Balance as on		Maximum balance during the year	
Name of the Party	Status	31 March 2019	31 March 2018	31 March 2019	31 March 2018
DLF Universal Limited	Subsidiary	-	-	-	3,169.73
DLF Home Developers Limited	Subsidiary	38,444.78	111,541.00	164,070.00	149,441.00
Breeze Constructions Private Limited	Subsidiary	-	-	-	13,460.02
DLF Utilities Limited	Subsidiary	104,108.24	67,179.00	110,905.00	67,179.00
Dalmia Promoters and Developers Private Limited	Subsidiary	-	-	-	387.98
Eastern India Powertech Limited	Subsidiary	-	-	-	70,080.00
Edward Keventer (Successors) Private Limited	Subsidiary	585.00	-	659.00	724.00
Galleria Property Management Services Private Limited	Subsidiary	-	-	-	7,900.93
DLF Energy Private Limited	Subsidiary	23,500.00	-	23,500.00	-
Genisys Property Builders & Developers Private Limited	Subsidiary	4,450.00	-	4,450.00	-
Aadarshini Real Estate Developers Private Limited [till 18 March 2019]	Subsidiary	-	-	23,970.00	-
Lodhi Property Company Limited	Subsidiary	1,395.00	-	1,395.00	-
DLF City Centre Limited [till 25 December 2017]	Subsidiary	-	-	-	693.04
DLF Green Valley	Partnership	4,438.92	4,186.93	4,438.93	4,186.93
Richmond Park Property Management Services Limited [till 25 December 2017]	Subsidiary	-	-	-	3,247.44
DLF Commercial Projects Corporation	Partnership	4,953.55	20,685.06	20,685.06	20,685.06
Rational Builders and Developers	Partnership	14,000.00	14,000.00	14,000.00	14,000.00

- There are no transactions of loans and advances to subsidiaries/ associates/ firms/others in which Directors are interested other than as disclosed above.
- There are no loans and advances in the nature of loans where there is no repayment schedule or repayment beyond seven years or no interest or interest below Section 186 of the Companies Act, 2013.

Notes to the Standalone Financial Statements (Contd.)

47. INFORMATION IN RESPECT OF JOINT VENTURES

- a) The Company has entered into a joint venture agreement for development of rehabilitation project in Mumbai, wherein the Company's interest is 37.50%. Summarized financial information of the joint venture, based on its Ind AS financial statements is set-out below:

(` in lakhs)

S. No.	Particulars	Joyous Housing Limited	
		31 March 2019	31 March 2018
1.	Proportion of ownership interest	37.50%	37.50%
2.	Country of incorporation or registration	India	India
3.	Accounting period ended	31 March 2019	31 March 2018
4.	Current assets (including inventories, cash and cash equivalents, other current assets and current tax assets)	85,065.23	75,815.42
5.	Non-current assets (including property, plant and equipment, investments, loans, other financial assets and other non-current assets)	6,260.84	6,359.30
6.	Current liabilities	8,476.75	5,779.82
7.	Non-current liabilities	79,136.35	72,790.19
8.	Income	305.07	68.65
9.	Expenses	358.24	831.40
10.	(Loss) before tax	(53.17)	(762.75)
11.	Income tax expense/ (credit)	175.94	405.67
12.	Profit / (Loss) after tax	122.76	(357.08)
13.	Other comprehensive income/ (loss)	(0.53)	(1.50)
14.	Total comprehensive Profit / (loss) for the year	123.29	(358.58)
15.	Contingent liabilities	581.25	1,955.00

- b) The Company entered into a Share Purchase and Shareholders Agreement ("SPSHA") with Reco Diamond Private Limited ("Investor"), an affiliate of GIC Singapore, DLF Cyber City Developers Limited ("DCCDL") and certain promoter entities wherein the promoters Company entities sold certain portion of their stake in DCCDL to the Investor at a purchase consideration of ` 895,600.00 lakhs. Subsequent to fulfilment of all conditions precedent specified in the SPSHA, the sale and purchase of the securities and other closing actions as contemplated under the SPSHA were completed on 25 December 2017 and consequently, the Investor holds 33.34% equity stake in DCCDL and its become jointly controlled entity of the Company. Summarised financial information of the joint venture based on its consolidated Ind AS financial statements is set-out below:

(` in lakhs)

S. No.	Particulars	DCCDL Group	
		31 March 2019	26 December 2017 to 31 March 2018
1.	Proportion of ownership interest	66.66%	66.66%
2.	Country of incorporation or registration	India	India
3.	Accounting period ended	31 March 2019	31 March 2018
4.	Current assets (including cash and cash equivalents, loans and advances and other current assets)	836,598.91	973,609.29
5.	Non-current assets (including tangible assets, capital work-in-progress and long-term loans and advances)	1,932,141.55	1,852,470.42
6.	Current liabilities	286,984.19	230,765.82
7.	Non-current liabilities	1,735,305.80	1,820,090.22
8.	Income	494,791.56	138,318.58
9.	Expenses	344,782.37	97,038.72
10.	Profit before tax	76,306.77	123,777.71
11.	Exceptional item	-	47.18
12.	Income tax expense	24,066.60	6,695.63
13.	Profit after tax	139,956.20	34,631.42
14.	Other comprehensive income	(1.26)	55.35
15.	Total comprehensive income for the year	139,954.94	34,686.77

(` in lakhs)

S. No.	Particulars	DCCDL Group	
		31 March 2019	26 December 2017 to 31 March 2018
16.	Contingent liabilities		
	- Upto 25 December 2017 [refer note 50(a)(5)] (taken 100%)	175,409.81	179,953.42
	- After 25 December 2017 (taken 66.66%)	1,183.51	1,186.14
17.	Capital commitments	19,964.40	41,744.27

48. OPERATING LEASES - COMPANY AS LESSOR^s

The Company has leased out office and mall premises under non-cancelable operating leases. These leases have terms of between 3 - 30 years. All leases include a clause to enable upward revision of the rental charge on an annual basis according to prevailing market conditions. The total lease rentals recognised as income during the year is ` 46,355.48 lakhs (31 March 2018: ` 41,288.92 lakhs).

Future minimum rentals receivable under non-cancellable operating leases as at 31 March 2019 are, as follows:

(` in lakhs)

Particulars	31 March 2019	31 March 2018
Within one year	8,289.70	21,187.25
After one year but not more than five years	13,075.44	11,366.26
More than five years	5,597.27	3,855.26
Total	26,962.41	36,408.77

\$ Previous year figures are not comparable due to transfer of ownership of Mall of India, Noida from 1 May 2019, to a subsidiary company (refer note 58).

Operating leases - Company as lessee:

The Company has entered in to operating leases for various office premises with lease term less than 12 months. There are no restrictions and there are no sub-leases. The Company has recognized ` 1,843.53 lakhs (31 March 2018: ` 1,792.17 lakhs) towards minimum lease payments.

49. COMMITMENTS

- Estimated amount of contracts remaining to be executed on capital account and not provided for: At 31 March 2019, the Company had commitments of ` 3,204.13 lakhs (31 March 2018: ` 5,042.40 lakhs) relating to completion of various projects.
- The Company is committed to provide business and financial support to certain subsidiaries/ associates companies, which are in losses and is dependent on parent company for meeting out their cash requirements.
- The Company has commitment regarding payments under development agreements with certain partnership firms amounting to ` 107,672.03 lakhs (31 March 2018: ` 31,936.16 lakhs), where the Company or its subsidiaries are partner and certain third-party entities with whom development agreements are in place.
- The Company has commitment regarding purchase of land parcels from one of its entity related to DLF City-Phase V land of ` 9,292.69 lakhs (31 March 2018: ` 9,095.19 lakhs)

50. CONTINGENT LIABILITIES AND LITIGATIONS

a) Contingent liabilities

(` in lakhs)

Particulars	31 March 2019	31 March 2018
a) Claims against the Company not acknowledged as debts:		
Income tax demands (note 1 & 2 below)	397,254.56	391,867.02
Service tax demands (note 3 below)	7,210.07	12,702.66
Sales tax/ VAT demands (note 3 below)	1,112.82	2,483.06
Property tax demands	729.21	729.37
Custom duty demands	714.86	-
Legal cases (note 4 & 5 below)	84,398.65	89,087.00
b) Guarantees issued by the Company on behalf of:		
Subsidiary companies	516,271.08	387,416.09
Others (Joint ventures, KMP entities & others)	153,897.84	89,733.26

Notes to the Standalone Financial Statements (Contd.)

- 1) The Income Tax Authorities had made disallowances of SEZ profits u/s 80IAB of the Income-tax Act, 1961 during tax assessment of the Company raising demands amounting to ₹ 109.00 lakhs for the assessment year 2015-16; ₹ 1,056.00 lakhs for the assessment year 2014-15; ₹ 6,834.00 lakhs for the assessment year 2013-14; ₹ 7,308.99 lakhs for the assessment year 2011-12; ₹ 7,284.99 lakhs for the assessment year 2010-11; ₹ 35,523.71 lakhs for the assessment year 2009-10 and ₹ 48,723.00 lakhs for assessment year 2008-09 respectively.

The Company had filed appeals before the appropriate appellate authorities against these demands for the said assessment years. In certain cases partial/ full relief has been granted by the Appellate Authorities. The Company and Income Tax Department have further preferred appeals before the higher authorities in those cases.

- 2) Other than matter mentioned in point no. 1 above, the Income Tax Authorities have raised demands on account of various disallowances pertaining to different assessment years. The Company is contesting these demands, which are pending at various appellate levels.

Based on the advice from independent tax experts and the development on the appeals, the management is confident that additional tax so demanded as mentioned in point 1) and 2) above will not be sustained on completion of the appellate proceedings and accordingly, pending the decision by the appellate authorities, no provision has been made in these standalone financial statements.

- 3) There are various disputes pending with the authorities of excise, customs, service tax, sales tax, VAT etc. The Company is contesting these demands raised by authorities and are pending at various appellate authorities.

Based on the grounds of the appeals and advice of the independent legal counsels, the management believes that there is a reasonably strong likelihood of succeeding before the various authorities. Pending the final decisions on the above matter, no adjustment has been made in these standalone financial statements.

- 4) There are various litigations going on against the Company primarily by Competition Commission of India and in Consumer Redressal Forum, which have been contested by the Company.

Based on the grounds of the appeals and advice of the independent legal counsels, the management believes that there is a reasonably strong likelihood of succeeding before the various authorities. Pending the final decisions on the above matter, no adjustment has been made in these standalone financial statements.

- 5) Interest and claims by customers/ suppliers may be payable as and when the outcome of the related matters are finally determined and hence not been included above.

Management based on legal advice and historical trends, believes that no material liability will devolve on the Company in respect of these matters.

Further, as per the terms of the SPSHA, the Company has undertaken to indemnify, defend and hold harmless the Investor against all losses incurred or suffered by DCCDL arising out of following matters up to or prior to 25 December 2017 (i.e. Closing Date):

- i) Income tax demands related to various matters and assessments year up to the closing date of ₹ 154,590.45 lakhs (31 March 2018: ₹ 159,037.06 lakhs);
- ii) Indirect tax demands including service tax and entry tax related to various matters and financial years up to the closing date of ₹ 20,819.36 lakhs (31 March 2018: ₹ 20,916.36 lakhs);
- iii) During the previous years, DLF Utilities Limited ("DUL") had received a notice from the Dakshin Haryana Bijli Vitran Nigam ("DHBVN") wherein it had claimed cross subsidy surcharge of ₹ 3,328.00 lakhs on electricity being supplied by DUL to other companies for the period from 1 April 2011 to 30 September 2012 and had questioned the legality of such electricity supply. DUL filed an appeal to Haryana Electricity Regulatory Commission ("HERC"), wherein HERC vide order dated 11 August 2011 held that the supply of electricity by DUL was legal, however, DUL was liable to pay cross subsidy surcharge. Aggrieved by the said order, DUL filed an appeal before Appellate Tribunal of Electricity ("APTEL") against the levy of cross subsidy surcharge. APTEL held that the supply of electricity for commercial establishments from the main receiving panel was not in accordance with law and must be discontinued.

Further, APTEL also held that the Company was liable to pay the cross subsidy surcharge and accordingly, a demand of ₹ 3,328.00 lakhs was received by DUL from DHBVN against the same. Aggrieved by the order of APTEL, DUL filed an appeal before the Hon'ble Supreme Court of India who has stayed the execution of the said order and asked DUL to deposit an amount of ₹ 284.36 lakhs to DHBVN which has been duly deposited.

Based on the advice of the independent legal counsel, the management believes that there is a reasonably strong likelihood of succeeding before the Hon'ble Supreme Court of India and accordingly no adjustment is required to be made in these financial statements at this stage.

- iv) The land parcel admeasuring 19.5 acres was acquired by the Company from Government of Haryana ('GoH') in August, 2006 for development of Cyber City Project, which was earlier acquired by GoH from Gram Panchayat, Nathupur on February, 2004 through proceedings of compulsory acquisition. DCCDL had constructed certain portions of its two IT/ IT SEZ buildings of the Cyber City Project as well as entered into third party rights vide lease/ sale of office space in the said buildings. Subsequently, the Hon'ble High Court of Punjab and Haryana, pursuant to a public interest litigation, vide order dated 1 October 2010,

quashed the land acquisition proceedings and conveyance deed by GoH and directed the GoH to refund the amount, which was earlier paid by the Company and also directed the Company to remove any construction on the said land. Against the said order, the Company filed a Special Leave Petition in November, 2010 before the Hon'ble Supreme Court of India, who vide order dated 3 January 2012, stayed the order of the High Court and the matter is pending disposal before the Supreme Court of India.

Based on the advice of the independent legal counsel, the management believes that there is strong likelihood of succeeding before the Hon'ble Supreme Court of India.

- v) The Company along with its subsidiaries had acquired a land parcel admeasuring approximately 30 acres and 7 acres respectively from EIH Limited ('EIH') for development of IT/ ITES project at Silokhera, Gurugram, which EIH acquired from GoH. The Company constructed 2 IT/ ITES SEZ Buildings on the said land, which was sold to one of the subsidiary companies of the DCCDL. The Company is constructing another block of buildings on the DCCDL behalf. The Net Block and Capital Work-in-Progress against Silokhera project appearing in DCCDL books as at 31 March 2019 amounts to ₹ 160,785.95 lakhs (gross block of ₹ 187,490.98 lakhs) and ₹ 89,122.37 lakhs respectively.

Subsequently, the Hon'ble High Court of Punjab and Haryana, pursuant to a public interest litigation and vide its order dated 3 February 2011 directed the GoH to carry out the acquisition proceedings again from the notification stage under the Land Acquisition Act, 1894 and directed the Company and its subsidiary to remove all constructions made on the said land. The Company filed a Special Leave Petition before the Hon'ble Supreme Court of India and the Hon'ble Supreme Court of India vide order dated 20 September 2011 stayed the order of the Hon'ble High Court and the matter is currently pending before the Hon'ble Supreme Court of India and the next date of hearing is yet to be notified by the registry.

Based on the advice of the independent legal counsel, the management believes that there is a strong likelihood of succeeding before the Hon'ble Supreme Court of India. Pending the final decision on the above matter, no further adjustment has been made in these financial statements.

b) Certain other matters pending in litigation with Courts/ Appellate Authorities

- a) The Competition Commission of India (CCI) on a complaint filed by the Belaire/ Park Place owners association had passed orders dated 12 August 2011 and 29 August 2011 wherein the CCI had imposed a penalty of ₹ 63,000.00 lakhs on DLF Limited ("DLF" or "the Company") or restraining DLF from formulating and imposing allegedly unfair conditions with buyers in Gurugram and further ordered to suitably modify the alleged unfair conditions on its buyers.

The said orders of CCI were challenged by DLF on several grounds by filing appeals before the Competition Appellate Tribunal (COMPAT). The COMPAT, pending hearing and till final orders had granted stay on demand of penalty of ₹ 63,000.00 lakhs imposed by CCI.

COMPAT vide its order dated 19 May 2014 accepted the arguments of DLF that since the agreements were entered into prior to coming into force of Section 4 of the Competition Act, 2002 the clauses of the agreements entered in 2006-07 could not be looked into for establishing contravention of Section 4 of the Competition Act, 2002, however, COMPAT held that the Company is a dominant player in Gurugram being the relevant market and has abused its dominant position in relation to certain actions which is violative of Section 4 of the Competition Act 2002 and has accordingly upheld the penalty imposed by CCI.

The Company has filed an appeal in the Hon'ble Supreme Court of India against the order dated 19 May 2014 passed by the COMPAT. The Hon'ble Supreme Court of India vide order dated 27 August 2014 admitted the appeal and directed the Company to deposit penalty of ₹ 63,000.00 lakhs in the Court.

In compliance of the order, the Company has deposited ₹ 63,000.00 lakhs with the Hon'ble Supreme Court of India.

The appeals will be listed for arguments before Hon'ble Supreme Court of India in due course.

Based on the advice of the independent legal counsels, the management believes that there is a reasonably strong likelihood of succeeding before the Hon'ble Supreme Court of India. Pending the final decisions on the above matter, no adjustment has been made in these standalone financial statements.

- b) During the year ended 31 March 2011, the Company received judgments from the Hon'ble High Court of Punjab and Haryana cancelling the sale deeds of land relating to IT SEZ Project in Gurugram. The Company filed Special Leave petitions (SLPs) challenging the orders in the Hon'ble Supreme Court of India.

The Hon'ble Supreme Court of India has admitted the matters and stayed the operation of the impugned judgments till further orders.

Based on the advice of the independent legal counsels, the management believes that there is a reasonably strong likelihood of succeeding before the Hon'ble Supreme Court of India. Pending the final decisions on the above matter, no adjustment has been made in these standalone financial statements.

- c) (i) The Securities and Exchange Board of India (SEBI) had issued a Show Cause Notice (SCN) dated 25 June 2013 under Sections 11(1), 11(4), 11A and 11B of the SEBI Act, 1992 ("the SEBI Act") read with clause 17.1 of the SEBI (Disclosure & Investor Protection) Guidelines, 2000 ("DIP Guidelines") and Regulation 111 of SEBI (Issue of Capital and Disclosure Requirements) Regulations, 2009 ("ICDR Regulations") and levelled certain allegations in the same.

Notes to the Standalone Financial Statements (Contd.)

The Company filed its reply with SEBI, placed written submissions and participated in the hearings conducted by the Hon'ble Whole Time Member, in which it replied to each allegation levelled in the said Show Cause Notice (SCN).

The Hon'ble Whole Time Member however rejected the reply filed by the Company and vide its order dated 10 October 2014 restrained the Company and six others from accessing the securities market and prohibiting them from buying, selling or otherwise dealing in securities, directly or indirectly, in any manner, whatsoever, for a period of three years.

The Company has filed an appeal against the said order before Securities Appellate Tribunal (SAT) vide majority order dated 13 March 2015 allowed all the appeals and the impugned order passed by SEBI has been quashed and set aside.

SEBI has filed a statutory appeal under Section 15Z of SEBI Act before the Hon'ble Supreme Court of India.

On 24 April 2015, the Hon'ble Supreme Court of India admitted the appeal ('Appeal') filed by SEBI and issued notice on interim application. No stay has been granted by Hon'ble Supreme Court of India in favour of SEBI.

SEBI had filed an application stating that proposed sale of Compulsorily Convertible Preference Shares ('CCPS') in DLF Cyber City Developers Limited, subsidiary company, by the promoters, to third party Institutional Investors should not be allowed during the pendency of the appeal and have sought stay from the Hon'ble Supreme Court of India on the proposed transactions. The Hon'ble Supreme Court did not pass any order and has kept the application to be heard along with the Appeal.

- (ii) SEBI also issued a SCN dated 28 August 2013 under Sections 15HA and 15HB of the SEBI Act, 1992 and under Rule 4 of the SEBI (Procedure for Holding Inquiry and Imposing Penalties by Adjudicating Officer) Rules, 1995 ("Adjudication Rules"), hearing on which has been completed and the Company has filed its written synopsis/ submissions.

By way of orders dated 26 February 2015, the Adjudicating Officer of SEBI imposed penalties upon the Company, some of its Directors, officer, its three subsidiaries and their Directors under Section 15HA and under Section 15HB of the SEBI Act, 1992.

The Company, its Directors, officer, its three subsidiaries and their Directors have filed appeal before SAT impugning the order dated 26 February 2015 passed by an Adjudicating Officer of SEBI. The appeal was listed before SAT and in its order dated 15 April 2015, SEBI has undertaken not to enforce the orders dated 26 February 2015 during pendency of the appeal.

The appeals were listed for hearing before SAT on 25 April 2018. The SAT vide its order passed on 25 April 2018 held that in view of SAT's majority decision dated 13 March 2015, the Adjudication Officer's decision dated 26 February 2015 cannot be sustained.

Accordingly, the Hon'ble SAT disposed of the appeals, along with Intervention Application of Kimsuk Krishna Sinha. According to the judgment, the said appeals, shall stand automatically revived once Hon'ble Supreme Court disposes of the civil appeals filed by SEBI against the SAT's judgment dated 13 March 2015.

- d) The petitions were filed before the Hon'ble Punjab & Haryana High Court challenging the action of the Haryana Government to acquire the land belonging to Gram Panchayat of village Wazirabad, District Gurugram for public purpose and thereafter selling the same to the Company, seeking directions from the court for quashing of the acquisition proceedings under Sections 4 & 6 dated 8 August 2003 and 20 January 2004.

The petitioners therein also sought quashing of the award dated 19 January 2006 and the regular letter of allotment (RLA) dated 9 February 2010 issued in favour of the Company for 350.715 acres of land. The Company has paid ₹ 99,969.26 lakhs to government towards purchase of this land out of total consideration of ₹ 182,437.49 lakhs.

The Hon'ble Punjab & Haryana High Court, vide its final order dated 3 September 2014, while upholding the acquisition of land has however disapproved the allotment in favour of the Company. The Hon'ble High Court passed an order to keep the RLA dated 9 February 2010 issued in favour of the Company in abeyance and further directed the Haryana State Industrial and Infrastructure Development Corporation ('HSIIDC') to initiate fresh allotment process for higher returns in respect of the land in question with an option to State to revive the RLA in case no better bid is quoted by the public at large.

The Company has filed a Special Leave Petition before the Hon'ble Supreme Court of India challenging the judgment dated 3 September 2014 passed by the Hon'ble Punjab & Haryana High Court. The Hon'ble Supreme Court of India issued notice to the respondents and directed status quo to be maintained by the parties.

Based on the advice of the independent legal counsels, the management believes that there is a reasonably strong likelihood of succeeding before the Hon'ble Supreme Court of India. Pending the final decisions on the above matter, no adjustment has been made in these standalone financial statements.

- e) DLF has filed an Special Leave Petition (SLP) against the order dated 2.12.2016 passed by the Hon'ble Punjab & Haryana High Court in Writ Petition No.12210 of 2013 challenging the findings and directions passed by the Hon'ble High Court requiring DLF to allocate additional land measuring 10.6 Acres for DLF Park Place complex. DLF has taken the ground that after having rejected the contentions of the association on the claim of extra land based on FAR and PPA norms, the Hon'ble High Court could not have passed the order for allocation of additional land based on the representations made in the Brochure. DLF has further raised the ground that Hon'ble High Court has given a complete go by to the terms and conditions of the binding agreement where it was specifically provided the area of Park Place as 12.67 acres granted leave in the Special Leave Petition.

Against the same order, DLF Park Place Residents Welfare Association has also filed an SLP before the Supreme Court on the grounds that the High Court has misinterpreted the statutory provisions of the applicable law to hold that GH Park Place is not a separate and independent Company Housing Complex but is part of DLF Phase-V constructed over 476.42 acres having 15 Company Housing Complexes. In accordance with the FAR ratio of 1:1.75, the association was entitled to additional land of 46.20 Acres on the total constructed area which has not been considered by the Hon'ble High Court.

The Court after hearing, granted leave in the SLPs. The appeals will be listed for arguments before Hon'ble Supreme Court of India in due course.

Based on the advice of the independent legal counsels, the management believes that there is reasonably strong likelihood of succeeding before the Hon'ble Supreme Court of India. Pending the final decisions on the above matter, no adjustments has been made in these financial statements.

51. SHARE BASED PAYMENT

Employee Stock Option Scheme, 2006 (ESOP):

During the year ended 31 March 2007, the Company had announced an Employee Stock Option Scheme (the "Scheme") for all eligible employees of the Company, its subsidiaries, joint ventures and associates. Under the Scheme, 17,000,000 equity shares have been earmarked to be granted under the Scheme and the same will vest as follows:

Block I	Block II	Block III
Year 2	Year 4	Year 6
10% of the total grant	30% of the total grant	60% of the total grant

Pursuant to the above Scheme, the employee will have the option to exercise the right within three years from the date of vesting of shares at ₹ 2/- per share, being its exercise price.

Options are granted under the plan for the consideration of ₹ 2/- per share and carry no dividend or voting rights. When exercisable, each option is convertible into one equity share. For the options which were vested before 31 March 2015, using the Ind AS transition exemption (as explained in the significant accounting policies no. 5(o)) the expense related to options is arrived at using intrinsic value of the shares on the date of grant. For options which were vested after 31 March 2015, the expense related to options is arrived at using fair value of the options on the date of grant.

Share options outstanding at the end of the year (tranche wise) have the following exercise prices:

Grant date	Exercise price (₹)	Share options 31 March 2019	Share options 31 March 2018
1 July 2007 (Grant I)	2	3,734,057	3,734,057
10 October 2007 (Grant II)	2	308,077	308,077
1 July 2008 (Grant III)	2	1,645,520	1,645,520
10 October 2008 (Grant IV)	2	160,059	160,059
1 July 2009 (Grant V)	2	3,355,404	3,355,404
10 October 2009 (Grant VI)	2	588,819	588,819

Share options outstanding at the end of the year (tranche wise) have the following exercise prices:

Grant date	Exercise price (₹)	Share options 31 March 2019	Share options 31 March 2018
1 July 2007	2	-	-
10 October 2007	2	-	-
1 July 2008	2	-	-
10 October 2008	2	-	-
1 July 2009	2	-	196,083
10 October 2009	2	-	211,734

The following table summarises the number and weighted-average exercise price (WAEP) of and movements in share options during the year:

Particulars	31 March 2019		31 March 2018	
	Stock options (numbers)	WAEP (₹)	Stock options (numbers)	WAEP (₹)
Outstanding at the beginning of the year	407,817	347.28	466,675	346.69
Add: Granted during the year	-	-	-	-
Add: Options permitted for exercise out of Lapsed shares	7,524	442.52		
Less: Forfeited during the year	7,257	347.28	5,915	338.59
Less: Exercised during the year	408,084	347.28	52,943	343.06
Less: Lapsed during the year	-	-	-	-
Outstanding at the end of the year	-	-	407,817	347.28
Exercisable at the end of the year	-	-	407,817	347.28

Notes to the Standalone Financial Statements (Contd.)

* The weighted-average share price at the date of exercise of options during the year ended 31 March 2019 was:

(` in lakhs)

Grant date	31 March 2019	31 March 2018
1 July 2007	153.40	-
10 October 2007	-	-
1 July 2008	-	178.33
10 October 2008	170.53	189.55
1 July 2009	192.11	187.31
10 October 2009	166.29	189.55

The fair value of the options granted is determined on the date of the grant using the "Black-Scholes option pricing model" with the following assumptions, as certified by an independent valuer:

	Grant I	Grant II	Grant III	Grant IV	Grant V	Grant VI
Dividend yield (%)	0.28	0.28	0.57	0.73	0.86	0.64
Expected life (number of years)	6.50	6.50	5.50	5.50	5.50	5.50
Risk free interest rate (%)	8.37	8.09	9.46	8.17	6.75	7.26
Volatility (%)	82.30	82.30	52.16	59.70	86.16	81.87

The expected volatility was determined based on historical volatility data of the Company's shares listed on the National Stock Exchange of India Limited.

Employee Shadow Option Scheme (Cash settled options):

a) Under the Employee Shadow Option Scheme (the 'scheme'), employees are entitled to get cash compensation based on the average market price of equity share upon exercise of shadow option on a future date. As per the scheme, Shadow options will vest as follows:

Tranche	Date of Grant*	Vesting at the end of/ during year 1	Vesting at the end of/ during year 2	Vesting at the end of/ during year 3	Vesting at the end of/ during year 4	Vesting at the end of/ during year 5	Vesting at the end of/ during year 7
I	1 July 2007	-	50%	-	50%	-	-
II	1 September 2007	-	50%	-	50%	-	-
III	1 July 2008	-	50%	50%	-	-	-
IV	10 October 2008	-	50%	50%	-	-	-
V	1 July 2009	-	100%	-	-	-	-
VI	1 August 2010	-	-	-	-	-	100%
VII	1 November 2012	33.33%	33.33%	33.34%	-	-	-
VIII	1 August 2013	-	-	33.34%	-	66.66%	-

b) Details of outstanding options and the expenses recognized under the Employee Shadow Option Scheme are as under:

Particulars	31 March 2019	31 March 2018
Outstanding shadow options (no.)	-	-
Exercise price (`)	-	2
Average market price (`)	-	-
Fair value of shadow option (`)	-	-
Total expense charged to statement of profit and loss (` in lakhs)	-	198.06
Liability as at the end of the year (` in lakhs)	-	-

* For tranche I and II, 50% options have already been vested in the financial year ended 31 March 2010 and remaining 50% vested in financial year ended 31 March 2012. For tranche III & IV, 50% options vested in the financial year ended 31 March 2011 and remaining 50% vested in financial year ended 31 March 2012. For tranche V, the options vested in financial year ended 31 March 2012. For tranche VII, 33.33% vested in financial year ended 31 March 2014 and 33.33% vested in 31 March 2015 and remaining 50% vested in financial year ended 31 March 2016. For tranche VIII, 33.34% vested in financial year ended 31 March 2017. For tranche VI, the entire options vested in financial year ended 31 March 2018. For tranche VIII, all the remaining options have forfeited during the financial year ended 31 March 2018.

52. DIVIDEND TO NON-RESIDENT SHAREHOLDERS

Description	31 March 2019	31 March 2018
Number of shareholder(s)	1	1
Number of shares held	16,000	16,000
Dividend remitted (` in lakhs)	0.32	0.32
Year to which it relates	2018	2017

53. SEGMENT REPORTING

In line with the provisions of Ind AS 108 - operating segments and basis the review of operations being done by the board and the management, the operations of the Company fall under colonization and real estate business, which is considered to be the only reportable segment. The Company derives its major revenues from construction and development of real estate projects and its customers are widespread. The Company is operating in India which is considered as a single geographical segment.

(` in lakhs)

54. DISCLOSURE UNDER THE MICRO, SMALL AND MEDIUM ENTERPRISES DEVELOPMENT ACT, 2006 ("MSMED ACT, 2006") IS AS UNDER:

Particulars	31 March 2019	31 March 2018
i) the principal amount and the interest due thereon remaining unpaid to any supplier as at the end of each accounting year;	1,442.51	301.91
ii) the amount of interest paid by the buyer in terms of Section 16, along with the amounts of the payment made to the supplier beyond the appointed day during each accounting year;	Nil	Nil
iii) the amount of interest due and payable for the period of delay in making payment (which have been paid but beyond the appointed date during the year) but without adding the interest specified under MSMED Act, 2006;	Nil	Nil
iv) the amount of interest accrued and remaining unpaid at the end of each accounting year; and	Nil	Nil
v) the amount of further interest remaining due and payable even in the succeeding years, until such date when the interest dues as above are actually paid to the small enterprise, for the purpose of disallowance as a deductible expenditure under Section 23.	Nil	Nil

The above disclosure has been determined to the extent such parties have been identified on the basis of information available with the Company.

55. The Company had entered into an operation and management agreement with DLF Golf Resorts Limited ("DGRL"), a wholly-owned subsidiary of the Company. As per the agreement, DGRL transfers 97% revenue generated and expenses incurred during the year to the Company and the remaining 3% shall be retained by DGRL for operation and management services provided to the Company. Accordingly, revenues of ` 8,114.15 lakhs (31 March 2018: ` 7,503.67 lakhs) and expenses of ` 7,415.64 lakhs (31 March 2018: ` 7,686.97 lakhs) [including ` 5,785.73 lakhs (31 March 2018: ` 5,576.30 lakhs) transfer from DGRL] pertaining to golf course operations, has been recognized in the financial statements.

56. The investments made in related parties are long-term and strategic in nature. Further, loans, guarantees and securities given are for meeting business and working capital requirements.

(` in lakhs)

57. THE COST OF MAINTENANCE SERVICES & COST OF GOLF OPERATIONS AS DISCLOSED IN NOTE 29 INCLUDES EXPENDITURE OF FOLLOWING NATURE

S. No.	Particulars	31 March 2019	31 March 2018
a) Cost of maintenance services			
1.	Electricity, fuel and water	8,504.05	7,919.52
2.	Repair and maintenance- Building	153.99	2,087.31
3.	Repair and maintenance- Plant and machinery	1,267.39	1,174.38
4.	Service and Maintenance	13,822.01	14,227.77
5.	Miscellaneous expenses	443.14	342.41
	Total (a)	24,190.61	25,751.38
b) Cost of golf course operations			
1.	Rent	1,564.00	1,599.97
2.	Golf management expenses		
	- Electricity, fuel and water	473.88	974.17
	- Repair and maintenance- Building	79.84	92.38
	- Repair and maintenance- Plant and machinery	292.36	315.41
	- Repair and maintenance- Turf	571.03	639.87
	- Repair and maintenance- Others	36.94	34.04
	- Other Golf management expenses	2,304.48	2,047.09
3.	Employee benefit expenses	1,239.75	1,277.50
4.	Cost of material consumed	786.25	654.03
5.	Miscellaneous expenses	67.11	52.51
	Total (b)	7,415.64	7,686.97
	Total (a+b)	31,606.25	33,438.35

Notes to the Standalone Financial Statements (Contd.)

58. ASSETS HELD FOR SALE

Subsequent to the Balance Sheet date, the Company in accordance with Board Resolution dated 5 February 2019, has transferred Mall of India, Noida (consisting of shopping mall-cum-multiplex and basement for parking and other services including common area and facilities) to one of its subsidiary company for a consideration of ₹ 295,000.00 lakhs. Accordingly, as per Ind AS 105 'Non Current Assets held for Sale and Discontinuing Operations', the related assets of Mall of India, Noida have been classified as held for sale as the carrying amount of the assets will be recovered principally through sales transaction rather than continuing use. The assets held for sale have been recognized and measured at carrying amount as the fair value of consideration is more than the carrying amount. The details of assets held for sale are as under:

(₹ in lakhs)

Investment Property (refer note 5)	Net book value of assets held for sale
Leasehold land	45,652.70
Building and related equipments	169,650.08
Furniture and fixtures	508.55
Total	215,811.33

59. The following subsidiary companies have also filed amalgamation/ arrangement petitions as per details below before the Hon'ble National Company Law Tribunal (NCLT), Chandigarh Bench during the year. The respective petitions are in process before the said Hon'ble NCLT and hence, no effect thereto has been given in the standalone financial statements:

S. No.	Name of transferee company	Name of transferor companies	Date of Board meeting approving the Scheme of Arrangement/ Amalgamation	Appointed/ Transfer Date as per the Scheme of Arrangement/ Amalgamation
1.	DLF Limited	DLF Phase-IV Commercial Developers Limited DLF Real Estate Builders Limited DLF Residential Builders Limited and Demerger of DLF Utilities Limited	09.08.2018 and 10.08.2018	01.10.2017

60. a) ISSUE OF SHARES THROUGH QUALIFIED INSTITUTIONS PLACEMENT ("QIP")

On 29 March 2019, the Company issued 173,000,000 equity shares of face value of ₹ 2/- each at an issue price of ₹ 183.40 per share, aggregating to ₹ 317,282.00 lakhs. The Issue was made through the Qualified Institutions Placement in terms of Chapter VI of the Securities and Exchange Board of India (Issue of Capital and Disclosure Requirements) Regulations, 2018 and Section 42 and other applicable provisions of the Companies Act, 2013 (including the rules made thereunder), as amended (the "SEBI Regulations")

Pursuant to the allotment of Equity Shares in the QIP the paid-up equity share capital of the company stands increased to ₹ 39,149.00 lakhs comprising 1,957,475,112 Equity Shares.

b) Warrants and compulsorily convertible debentures

During the previous year, the Company had issued 138,089,758 Warrants and 379,746,836 number of 0.01% Compulsorily Convertible Debentures (CCDs) to promoter group of companies on preferential allotment basis @ ₹ 217.25 per Warrant and CCDs aggregating to ₹ 1,125,000.00 lakhs.

Against the issuance of 138,089,758 Warrants, the Company had received 25% of issue price amounting to ₹ 75,010.36 lakhs and the remaining amount of 75% will be received at the time of exercise of Warrants. In respect of issuance of 379,746,836 CCDs, convertible into equity shares within 18 months of allotment, the Company had received 100% amount of ₹ 825,000.00 lakhs.

Further, in accordance with Securities Issuance Committee Resolution dated 29 March 2019, the Company allotted 249,746,836 Equity Shares by converting equal number of Compulsorily Convertible Debentures ("CCDs") of ₹ 217.25 each allotted to Promotor/ Promotor group companies into Equity Shares of ₹ 2/-. Upon conversion of CCDs, the paid-up equity share capital of the Company stands increased to ₹ 44,144.00 lakhs comprising 2,207,221,948 Equity Shares.

c) Utilization of proceeds from QIP, Warrants and CCDs

- Against receipt of ₹ 317,282.00 lakhs from QIP, no amount has been utilized during the year ended 31 March 2019 and the amount stands partially invested in fixed deposits and balance remains in current account.
- Against receipt of ₹ 900,010.36 lakhs by way of allotment of Warrants and Compulsorily Convertible Debentures on preferential basis, entire amount has been utilized towards repayment of loans and investment in subsidiary companies.

61. IND AS 115 REVENUE FROM CONTRACTS WITH CUSTOMERS

Ind AS 115 supercedes Ind AS 11 Construction Contracts and Ind AS 18 Revenue and it applies, with limited exceptions, to all revenue arising from contracts with customers. Ind AS 115 establishes a five-step model to account for revenue arising from contracts with customers and requires that revenue be recognised at an amount that reflects the consideration to which an entity expects to be entitled in exchange for transferring goods or services to a customer.

Ind AS 115 requires entities to exercise judgment, taking into consideration of all the relevant facts and circumstances when applying each step of the model to contracts with their customers. The standard also specifies the accounting for the incremental costs of obtaining a contract and the costs directly related to fulfilling a contract. In addition, the standard requires extensive disclosures.

The Company adopted Ind AS 115 using the modified retrospective method of adoption with the date of initial application of 1 April 2018. Under this method, the standard can be applied either to all contracts at the date of initial application or only to contracts that are not completed at this date. The Company elected to apply the standard to all contracts as at 1 April 2018.

The cumulative effect of initially applying Ind AS 115 is recognised at the date of initial application as an adjustment to the opening balance of retained earnings. Therefore, the comparative information was not restated and continues to be reported under Ind AS 11 and Ind AS 18. Consequently, the disclosures required under the Guidance Note on "Accounting for Real Estate Transactions" have not been given.

A) The effect of adopting Ind AS 115 as at 1 April 2018 was as follows:

(` in lakhs)

	Reference No.	As at 1 April 2018	Increase/ (Decrease)	As at 1 April 2018
ASSETS				
Non-current assets				
Property, plant and equipment		30,909.69	-	30,909.69
Capital work-in-progress		1,517.28	-	1,517.28
Investment property		346,975.96	-	346,975.96
Other intangible assets		16,271.71	-	16,271.71
Investment in subsidiaries, associates, joint ventures and partnership firms		915,399.39	-	915,399.39
Financial assets				
Investments		9,733.32	-	9,733.32
Loans		47,075.21	-	47,075.21
Other financial assets		4,881.07	-	4,881.07
Deferred tax assets (net)	(a)	162,439.10	212,786.24	375,225.34
Non-current tax assets (net)		51,228.31	-	51,228.31
Other non current assets		66,647.06	-	66,647.06
		1,653,078.10	212,786.24	1,865,864.34
Current assets				
Inventories	(a) (i)	973,164.27	219,873.69	1,193,037.96
Financial assets				
Investments		94,959.76	-	94,959.76
Trade receivables	(a) (i)	40,491.00	(19,346.49)	21,144.51
Cash and cash equivalents		89,650.37	-	89,650.37
Other bank balances		11,234.43	-	11,234.43
Loans		239,458.01	-	239,458.01
Other financial assets	(a) (i)	163,093.21	(135,881.91)	27,211.30
Other current assets		29,615.40	-	29,615.40
		1,641,666.45	64,645.29	1,706,311.74
Assets classified as held for sale				
		-	-	-
		1,641,666.45	64,645.29	1,706,311.74
Total assets		3,294,744.55	277,431.53	3,572,176.09
EQUITY AND LIABILITIES				
Equity				
Equity share capital		35,681.34	-	35,681.34
Warrants		75,010.36	-	75,010.36
Other equity	(a)	2,232,786.88	(396,399.66)	1,836,387.22
Total Equity		2,343,478.58	(396,399.66)	1,947,078.92

Notes to the Standalone Financial Statements (Contd.)

(` in lakhs)

	Reference No.	As at 1 April 2018	Increase/ (Decrease)	As at 1 April 2018
Non-current liabilities				
Financial liabilities				
Borrowings		268,963.97	-	268,963.97
Trade payables				
(a) total outstanding dues of micro enterprises and small enterprises		-		-
(b) total outstanding dues of creditors other than micro enterprises and small enterprises		79,418.65	-	79,418.65
Other non-current financial liabilities		15,808.61	-	15,808.61
Long term provisions		2,317.18	-	2,317.18
Other non-current liabilities		8,285.64	-	8,285.64
		374,794.05	-	374,794.05
Current liabilities				
Financial liabilities				
Borrowings		95,599.72	-	95,599.72
Trade payables				
(a) total outstanding dues of micro enterprises and small enterprises		301.91	-	301.91
(b) total outstanding dues of creditors other than micro enterprises and small enterprises	(a) (ii)	81,915.18	(250.43)	81,664.76
Other current financial liabilities		247,576.52	-	247,576.52
Other current liabilities	(a) (ii)	149,294.29	674,081.62	823,375.91
Provisions		1,784.30	-	1,784.30
Total liabilities		576,471.92	673,831.19	1,250,303.12
Total equity and liabilities		3,294,744.55	277,431.53	3,572,176.09

B) Set-out below, are the amounts by which each financial statement line item is affected as at and for the year ended 31 March 2019 as a result of the adoption of Ind AS 115. The adoption of Ind AS 115 did not have a material impact on OCI or the Group's operating, investing and financing cash flows. The first column shows amounts prepared under Ind AS 115 and the second column shows what the amounts would have been had Ind AS 115 not been adopted:

(i) Statement of profit and loss for the year ended 31 March 2019

(` in lakhs)

	Reference No.	As at 31 March 2019	Increase/ (Decrease)	As at 31 March 2019
Revenue				
Revenue from operations	(a)	329,539.11	(179,742.33)	149,796.78
Other income		41,337.59	-	41,337.59
Total income		370,876.70	(179,742.33)	191,134.37
Expenses				
Cost of land, plots, development rights, constructed properties and others	(a)	159,551.81	(56,021.07)	103,530.74
Employee benefits expense		19,771.49	-	19,771.49
Finance costs		73,994.02	-	73,994.02
Depreciation and amortisation expense		12,486.20	-	12,486.20
Other expenses		28,509.00	-	28,509.00
Total expenses		294,312.52	(56,021.07)	238,291.45
Profit before tax		76,564.18	(123,721.27)	(47,157.09)
Tax expense				
Current tax		-	-	-
Adjustment of tax relating to earlier periods		-	-	-
Deferred tax	(a)	7,805.97	(43,232.90)	(35,426.93)
Profit for the year		68,758.21	(80,488.37)	(11,730.16)

(` in lakhs)

	Reference No.	As at 31 March 2019	Increase/ (Decrease)	As at 31 March 2019
Other comprehensive income				
Items that will not be reclassified to profit and loss in subsequent periods:				
Net (loss)/ gain on fair value of FVTOCI equity instruments		11.23	-	11.23
Income tax effect		(3.92)	-	(3.92)
Re-measurement (loss)/ gain on defined benefit plans		(100.48)	-	(100.48)
Income tax effect		35.11	-	35.11
Total comprehensive income for the year		68,700.15	(80,488.37)	(11,788.22)
Earnings per equity share				
[Nominal value of shares ` 2/- (31 March 2018: ` 2/-)]				
Basic (`)		3.85	(4.50)	(0.65)
Diluted (`)		3.13	(3.66)	(0.53)

(ii) Balance sheet as at 31 March 2019

(` in lakhs)

	Reference No.	As at 31 March 2019	Increase/ (Decrease)	As at 31 March 2019
ASSETS				
Non-current assets				
Property, plant and equipment		28,047.48	-	28,047.48
Capital work-in-progress		1,880.41	-	1,880.41
Investment property		127,395.12	-	127,395.12
Other intangible assets		15,783.46	-	15,783.46
Investment in subsidiaries, associates, joint ventures and partnership firms		953,590.24	-	953,590.24
Financial assets				
Investments		9,188.83	-	9,188.83
Loans		45,741.30	-	45,741.30
Other financial assets		13,290.49	-	13,290.49
Deferred tax assets (net)	(a) and (b)	367,450.55	(169,553.34)	197,897.21
Non-current tax assets (net)		61,377.05	-	61,377.05
Other non current assets		68,163.10	-	68,163.10
		1,691,908.03	(169,553.34)	1,522,354.69
Current assets				
Inventories	(b)	1,135,726.23	(174,157.76)	961,568.47
Financial assets				
Investments		-	-	-
Trade receivables	(b)	17,080.24	21,905.58	38,985.82
Cash and cash equivalents		354,502.85	-	354,502.85
Other bank balances		6,780.50	-	6,780.50
Loans		221,956.11	-	221,956.11
Other financial assets	(b)	48,707.16	46,582.83	95,289.99
Other current assets		23,065.45	-	23,065.45
		1,807,818.54	(105,669.35)	1,702,149.19
Assets classified as held for sale		215,811.33	-	215,811.33
		2,023,629.87	(105,669.35)	1,917,960.52
Total assets		3,715,537.90	(275,222.69)	3,440,315.21

Notes to the Standalone Financial Statements (Contd.)

(` in lakhs)

	Reference No.	As at 31 March 2019	Increase/ (Decrease)	As at 31 March 2019
EQUITY AND LIABILITIES				
Equity				
Equity share capital		44,144.44	-	44,144.44
Warrants		75,010.36	-	75,010.36
Other equity	(a) and (b)	2,188,837.84	315,911.55	2,504,749.39
Total Equity		2,307,992.64	315,911.55	2,623,904.19
Non-current liabilities				
Financial liabilities				
Borrowings		199,988.66	-	199,988.66
Trade payables				
(a) total outstanding dues of micro enterprises and small enterprises		-	-	-
(b) total outstanding dues of creditors other than micro enterprises and small enterprises		79,418.65	-	79,418.65
Other non-current financial liabilities		16,249.20	-	16,249.20
Long term provisions		2,675.17	-	2,675.17
Other non-current liabilities		4,285.24	-	4,285.24
		302,616.92	-	302,616.92
Current liabilities				
Financial liabilities				
Borrowings		137,897.37	-	137,897.37
Trade payables				
(a) total outstanding dues of micro enterprises and small enterprises		1,442.51	-	1,442.51
(b) total outstanding dues of creditors other than micro enterprises and small enterprises		70,637.89	(250.43)	70,387.46
Other current financial liabilities		127,005.59	-	127,005.59
Other current liabilities	(b)	766,116.33	(590,883.81)	175,232.52
Provisions		1,828.65	-	1,828.65
Total liabilities		1,104,928.34	(591,134.24)	513,794.10
Total equity and liabilities		3,715,537.90	(275,222.69)	3,440,315.21

Foot notes to Note 61:

(a) For certain real estate contracts where the Company was following Percentage of Completion method (POCM) as per the "Guidance Note on Real Estate Transactions", issued by the Institute of Chartered Accountants of India, revenue has been recognized at a point in time in accordance with and pursuant to conditions specified in revised accounting standard, Ind AS 115 "Revenue from Contracts with Customers". However, for other contracts, the Company continues to recognize revenue over the period of time. The criteria for recognition of revenue over the period of time or at point in time is dependant on the five step method as defined in policy.

The Company has applied the modified retrospective approach to contracts that were not completed as of 1 April 2018 and has given impact of Ind AS 115 application by debit to retained earnings as at the said date by ` 396,399.66 lakhs (net of tax of ` 212,786.24 lakhs) pertaining to recognition of revenue based on satisfaction of performance obligation at a point in time.

Due to application of Ind AS 115, revenue from operations for the year ended 31 March 2019 is higher by ` 179,742.33 lakhs and net profit after tax for the year ended March 31, 2019 is higher by ` 80,488.37 lakhs (net of tax of ` 43,232.90 lakhs), than it would have been if erstwhile standards were applicable. Consequential impacts are reflected in following balances:

(i) Inventories have increased by ` 219,873.69 lakhs as on 1 April 2018 since revenue has been reversed for units where control has not been transferred. This in turn leads to decrease in trade receivables by ` 19,346.49 lakhs and decrease in unbilled revenue by ` 135,881.91 lakhs (appearing under other financial assets). Further amounting to ` 330.15 lakhs has been reclassified to contract assets in accordance with Ind AS 115.

(ii) Increase in other current liabilities by ` 674,081.62 lakhs due to recognition of contract liabilities (` 670,116.46 lakhs) and Cost to Complete (` 3,963.16 lakhs).

- (b) Represents changes in deferred tax assets, inventories, trade receivable, other financial assets and other current liabilities on account of adoption of Ind AS 115 w.r.t. similar reasons as explained in (a) above.

62. STANDARDS ISSUED BUT NOT YET EFFECTIVE

The amendments to standards that are issued, but not yet effective, up to the date of issuance of the Company's financial statements are disclosed below. The Company intends to adopt these standards, if applicable, when they become effective.

The Ministry of Corporate Affairs (MCA) has issued the Companies (Indian Accounting Standards) Amendment Rules, 2017 and Companies (Indian Accounting Standards) Amendment Rules, 2018 amending the following standard:

1. Ind AS 116 Leases

Ind AS 116 Leases was notified by MCA on 30 March 2019 and it replaces Ind AS 17 Leases, including appendices thereto. Ind AS 116 is effective for annual periods beginning on or after 1 April 2019. Ind AS 116 sets out the principles for the recognition, measurement, presentation and disclosure of leases and requires lessees to account for all leases under a single on-balance sheet model similar to the accounting for finance leases under Ind AS 17. The standard includes two recognition exemptions for lessees - leases of 'low-value' assets and short-term leases (i.e. leases with a lease term of 12 months or less). At the commencement date of a lease, a lessee will recognise a liability to make lease payments (i.e. the lease liability) and an asset representing the right to use the underlying asset during the lease term (i.e. the right-of-use asset). Lessees will be required to separately recognise the interest expense on the lease liability and the depreciation expense on the right-of-use asset. Lessees will be also required to remeasure the lease liability upon the occurrence of certain events (e.g. a change in the lease term, a change in future lease payments resulting from a change in an index or rate used to determine those payments). The lessee will generally recognise the amount of the remeasurement of the lease liability as an adjustment to the right-of-use asset. Lessor accounting under Ind AS 116 is substantially unchanged from today's accounting under Ind AS 17. Lessors will continue to classify all leases using the same classification principle as in Ind AS 17 and distinguish between two types of leases: operating and finance leases. The Company intends to adopt these standards from 1 April 2019.

The Company has established an implementation team to implement Ind AS 116 related to the recognition of revenue from lease contracts with customers and accrual of lease expense where company is a lessee. The Company continues to evaluate the changes to accounting systems and processes and additional disclosure requirements that may be necessary.

Upon adoption, the Company expects there to be a change in the manner that revenue and expenses is recognized/ accrued in respect of lease contracts entered into by the Company. A reliable estimate of the quantitative impact of Ind AS 116 on the financial statements will be concluded once the evaluation and assessment by the Company has been completed.

2. Appendix C to Ind AS 12 Uncertainty over Income Tax Treatment

The Interpretation addresses the accounting for income taxes when tax treatments involve uncertainty that affects the application of Ind AS 12 and does not apply to taxes or levies outside the scope of Ind AS 12, nor does it specifically include requirements relating to interest and penalties associated with uncertain tax treatments. The Interpretation specifically addresses the following:

- Whether an entity considers uncertain tax treatments separately
- The assumptions an entity makes about the examination of tax treatments by taxation authorities
- How an entity determines taxable profit (tax loss), tax bases, unused tax losses, unused tax credits and tax rates
- How an entity considers changes in facts and circumstances

An entity has to determine whether to consider each uncertain tax treatment separately or together with one or more other uncertain tax treatments. The approach that better predicts the resolution of the uncertainty should be followed. In determining the approach that better predicts the resolution of the uncertainty, an entity might consider, for example, (a) how it prepares its income tax filings and supports tax treatments; or (b) how the entity expects the taxation authority to make its examination and resolve issues that might arise from that examination.

The interpretation is effective for annual reporting periods beginning on or after 1 April 2019, but certain transition reliefs are available. The Company will apply the interpretation from its effective date. Since the Company operates in a complex multinational tax environment, applying the Interpretation may affect its standalone financial statements. In addition, the Company may need to establish processes and procedures to obtain information that is necessary to apply the Interpretation on a timely basis.

3. Amendments to Ind AS 109: Prepayment Features with Negative Compensation

Under Ind AS 109, a debt instrument can be measured at amortised cost or at fair value through other comprehensive income, provided that the contractual cash flows are 'solely payments of principal and interest on the principal amount outstanding' (the SPPI criterion) and the instrument is held within the appropriate business model for that classification. The amendments to Ind AS 109 clarify that a financial asset passes the SPPI criterion regardless of the event or circumstance that causes the early termination of the contract and irrespective of which party pays or receives reasonable compensation for the early termination of the contract.

The amendments should be applied retrospectively and are effective for annual periods beginning on or after 1 April 2019. These amendments have no impact on the standalone financial statements of the Company.

Notes to the Standalone Financial Statements (Contd.)

4. Amendments to Ind AS 19: Plan Amendment, Curtailment or Settlement

The amendments to Ind AS 19 address the accounting when a plan amendment, curtailment or settlement occurs during a reporting period. The amendments specify that when a plan amendment, curtailment or settlement occurs during the annual reporting period, an entity is required to:

- Determine current service cost for the remainder of the period after the plan amendment, curtailment or settlement, using the actuarial assumptions used to remeasure the net defined benefit liability (asset) reflecting the benefits offered under the plan and the plan assets after that event.
- Determine net interest for the remainder of the period after the plan amendment, curtailment or settlement using: the net defined benefit liability (asset) reflecting the benefits offered under the plan and the plan assets after that event; and the discount rate used to remeasure that net defined benefit liability (asset).

The amendments also clarify that an entity first determines any past service cost, or a gain or loss on settlement, without considering the effect of the asset ceiling. This amount is recognised in profit or loss.

An entity then determines the effect of the asset ceiling after the plan amendment, curtailment or settlement. Any change in that effect, excluding amounts included in the net interest, is recognised in other comprehensive income.

The amendments apply to plan amendments, curtailments, or settlements occurring on or after the beginning of the first annual reporting period that begins on or after 1 April 2019. These amendments will apply only to any future plan amendments, curtailments, or settlements of the Company.

5. Amendments to Ind AS 28: Long-term interests in associates and joint ventures

The amendments clarify that an entity applies Ind AS 109 to long-term interests in an associate or joint venture to which the equity method is not applied but that, in substance, form part of the net investment in the associate or joint venture (long-term interests). This clarification is relevant because it implies that the expected credit loss model in Ind AS 109 applies to such long-term interests.

The amendments also clarified that, in applying Ind AS 109, an entity does not take account of any losses of the associate or joint venture, or any impairment losses on the net investment, recognised as adjustments to the net investment in the associate or joint venture that arise from applying Ind AS 28 Investments in Associates and Joint Ventures.

The amendments should be applied retrospectively in accordance with Ind AS 8 for annual reporting periods on or after 1 April 2019. Since the Company does not have such long-term interests in its associate and joint venture, the amendments will not have an impact on its standalone financial statements.

6. Annual improvement to Ind AS (2018):

These improvements include:

• Amendments to Ind AS 103: Party to a Joint Arrangements obtains control of a business that is a Joint Operation

The amendments clarify that, when an party to a joint arrangement obtains control of a business that is a joint operation, it applies the requirements for a business combination achieved in stages, including remeasuring previously held interests in the assets and liabilities of the joint operation at fair value. In doing so, the acquirer remeasures its entire previously held interest in the joint operation.

An entity applies those amendments to business combinations for which the acquisition date is on or after the beginning of the first annual reporting period beginning on or after 1 April 2019. These amendments are currently not applicable to the Company but may apply to future transactions.

• Amendments to Ind AS 111: Joint Arrangements

A party that participates in, but does not have joint control of, a joint operation might obtain joint control of the joint operation in which the activity of the joint operation constitutes a business as defined in Ind AS 103. The amendments clarify that the previously held interests in that joint operation are not remeasured.

An entity applies those amendments to transactions in which it obtains joint control on or after the beginning of the first annual reporting period beginning on or after 1 April 2019. These amendments are currently not applicable to the Company but may apply to future transactions.

• Amendments to Ind AS 12: Income Taxes

The amendments clarify that the income tax consequences of dividends are linked more directly to past transactions or events that generated distributable profits than to distributions to owners. Therefore, an entity recognises the income tax consequences of dividends in profit or loss, other comprehensive income or equity according to where the entity originally recognised those past transactions or events.

An entity applies those amendments for annual reporting periods beginning on or after 1 April 2019. Since the Company's current practice is in line with these amendments, the Company does not expect any effect on its standalone financial statements.

- **Amendments to Ind AS 23: Borrowing Costs**

The amendments clarify that an entity treats as part of general borrowings any borrowing originally made to develop a qualifying asset when substantially all of the activities necessary to prepare that asset for its intended use or sale are complete.

An entity applies those amendments to borrowing costs incurred on or after the beginning of the annual reporting period in which the entity first applies those amendments. An entity applies those amendments for annual reporting periods beginning on or after 1 April 2019. Since the Company's current practice is in line with these amendments, the Company does not expect any effect on its standalone financial statements.

63. The figures for the corresponding previous year have been regrouped reclassified, wherever considered necessary, to make them comparable with current year classification.

For and on behalf of the Board of Directors of DLF Limited

Ashok Kumar Tyagi
Whole-time Director &
Group Chief Financial Officer
DIN: 00254161

Subhash Setia
Company Secretary

Mohit Gujral
CEO & Whole-time Director
DIN: 00051538

Rajeev Talwar
CEO & Whole-time Director
DIN: 01440785

Rajiv Singh
Vice Chairman
DIN: 00003214

New Delhi
21 May 2019

As per report of even date
for **S.R. BATLIBOI & CO. LLP**
ICAI Firm Registration Number: 301003E/ E300005
Chartered Accountants

per **Manoj Kumar Gupta**
Partner
Membership Number: 083906

COMMUNITY

DLF Foundation - Building Lives

Empowering future generations and taking care of the present



Girls Toilets at Govt school in Noida



Imparting technology based learning through robotics



Expanding mobile healthcare footprint through mobile medicare vans



Cataract surgery in progress at CGS Veterinary Hospital

Independent Auditor's Report

To the Members of DLF Limited

Report on the Audit of the Consolidated Ind AS Financial Statements

Opinion

We have audited the accompanying consolidated Ind AS financial statements of DLF Limited (hereinafter referred to as "the Holding Company"), its subsidiaries (including partnership firms) (the Holding Company and its subsidiaries together referred to as "the Group") its associates, joint ventures and joint operations comprising of the consolidated Balance Sheet as at March 31 2019, the consolidated Statement of Profit and Loss, including other comprehensive income, the consolidated Cash Flow Statement and the consolidated Statement of Changes in Equity for the year then ended and notes to the consolidated Ind AS financial statements, including a summary of significant accounting policies and other explanatory information (hereinafter referred to as "the consolidated Ind AS financial statements").

In our opinion and to the best of our information and according to the explanations given to us and based on the consideration of reports of other auditors on separate financial statements and on the other financial information of the subsidiaries, associates, joint ventures and joint operations, the aforesaid consolidated Ind AS financial statements give the information required by the Companies Act, 2013, as amended ("the Act") in the manner so required and give a true and fair view in conformity with the accounting principles generally accepted in India, of the consolidated state of affairs of the Group, its associates, joint ventures and joint operations as at 31 March 2019, their consolidated profit including other comprehensive income, their consolidated cash flows and the consolidated statement of changes in equity for the year ended on that date.

Basis for Opinion

We conducted our audit of the consolidated Ind AS financial statements in accordance with the Standards on Auditing (SAs), as specified under section 143(10) of the Act. Our responsibilities under those Standards are further described in the 'Auditor's Responsibilities for the Audit of the Consolidated Ind AS Financial Statements' section of our report. We are independent of the Group in accordance with the 'Code of Ethics' issued by the Institute of Chartered Accountants of India together with the ethical requirements that are relevant to our audit of the financial statements under the provisions of the Act and the Rules thereunder and we have fulfilled our other ethical responsibilities in accordance with these requirements and the Code of Ethics. We believe that the audit evidence we have obtained is sufficient and appropriate to provide a basis for our audit opinion on the consolidated Ind AS financial statements.

Emphasis of Matters

We draw attention to Note no. 48 of the Consolidated Ind AS financial statements of the Company which describes the uncertainty relating to outcome of following lawsuits:

- a) In a complaint filed against the Company relating to imposing unfair conditions on buyers, the Competition Commission of India has imposed a penalty of ₹ 63,000 lakhs on the Company which was upheld by Competition Appellate Tribunal. The

Company has filed an appeal which is currently pending with Hon'ble Supreme Court of India and has deposited ₹ 63,000 lakhs as per direction of the Hon'ble Supreme Court of India. Similar case has been filed against one of the subsidiary company with CCI which is pending with Supreme Court. No penalty has been levied in the said case.

- b) In a writ filed with Hon'ble High Court of Punjab and Haryana, the Company and one of its subsidiary and a joint venture Company have received judgments cancelling the sale deeds of land/ removal of structure relating to two IT SEZ/ IT Park Projects in Gurgaon. The Company and the subsidiary companies filed Special Leave petitions (SLPs) challenging the orders which is currently pending with Hon'ble Supreme Court of India. The Hon'ble Supreme Court has admitted the matters and stayed the operation of the impugned judgments till further orders in both the cases.
- c) Securities and Exchange Board of India (SEBI) in a complaint filed against the Company, imposed certain restrictions on the Company. The Company had received a favorable order against the appeal in said case from Securities Appellate Tribunal (SAT). SEBI, subsequently, has filed a statutory appeal which is currently pending before Hon'ble Supreme Court. SEBI has also imposed penalties upon the Company, some of its directors, officers, its three subsidiaries and their directors which has been disposed of by SAT with a direction that these appeals will stand automatically revived upon disposal of civil appeal filed by SEBI against aforementioned SAT judgement.
- d) In respect of ongoing legal cases, wherein one of the Company's subsidiary has outstanding trade receivables of ₹ 39,686 lakhs from customers, which is currently sub-judice. Despite favorable order by Hon'ble Supreme Court of India and other levels the amount is pending recovery for over 4 years. Based on the decisions obtained in the subsidiary company's favour and legal advice obtained from external counsel by the subsidiary company, the amounts outstanding as at 31 March 2019 have been considered good for recovery by the management.

Based on the advice of the external legal counsels, no adjustment has been considered in these consolidated Ind AS financial statements by the management in respect of above matters. Our report is not modified in respect of these matters.

Key Audit Matters

Key audit matters are those matters that, in our professional judgment, were of most significance in our audit of the consolidated Ind AS financial statements for the financial year ended 31 March 2019. These matters were addressed in the context of our audit of the consolidated Ind AS financial statements as a whole and in forming our opinion thereon and we do not provide a separate opinion on these matters. For each matter below, our description of how our audit addressed the matter is provided in that context.

We have determined the matters described below to be the key audit matters to be communicated in our report. We have fulfilled the responsibilities described in the Auditor's responsibilities for the audit of the consolidated Ind AS financial statements section of our report, including in relation to these matters. Accordingly,

our audit included the performance of procedures designed to respond to our assessment of the risks of material misstatement of the consolidated Ind AS financial statements. The results of our

audit procedures, including the procedures performed to address the matters below, provide the basis for our audit opinion on the accompanying consolidated Ind AS financial statements.

Key audit matters	How our audit addressed the key audit matter
Revenue recognition for real estate projects (as described in note 60 of the consolidated Ind AS financial statements)	
<p>The Group has adopted Ind AS 115 - Revenue from Contracts with Customers, mandatory for reporting periods beginning on or after 1 April 2018.</p> <p>The Group has applied the modified retrospective approach to contracts that were not completed as at 1 April 2018 and has given impact of Ind AS 115 application by debit to retained earnings as at the said date by ₹ 554,279.48 lakhs (net of tax).</p> <p>The application of Ind AS 115 has impacted the Group's accounting for recognition of revenue from real estate projects, which is now being recognised at a point in time upon the Group satisfying its performance obligation and the customer obtaining control of the underlying asset.</p> <p>Considering application of Ind AS 115 involves significant judgment in identifying performance obligations and determining when 'control' of the asset underlying the performance obligation is transferred to the customer and the transition method to be applied, the same has been considered as key audit matter.</p>	<p>Our audit procedures included:</p> <ul style="list-style-type: none"> • We have read the Group's revenue recognition accounting policies and assessed compliance of the policies with Ind AS 115. • We tested the computation of the adjustment to retained earnings balance as at 1 April 2018 in view of adoption of Ind AS 115 as per the modified retrospective method. • We obtained and understood revenue recognition process including identification of performance obligations and determination of transfer of control of the asset underlying the performance obligation to the customer. • We have read the legal opinion obtained by the Group to determine the point in time at which the control is transferred in accordance with the underlying agreements. • We tested, revenue related transactions with the underlying customer contracts, sale deed and handover documents, evidencing the transfer of control of the asset to the customer based on which revenue is recognised. • We assessed the revenue-related disclosures included in Note 60 to the financial statements.
Claims, litigations and contingencies (as described in note 48 of the consolidated Ind AS financial statements)	
<p>The Group is having various ongoing litigations, court and other legal proceedings before tax and regularity authorities and courts, which could have significant financial impact if the potential exposure were to materialize.</p> <p>Management estimates the possible outflow of economic resources based on legal counsel opinion and available information on the legal status of the proceedings.</p> <p>Considering the determination by the management of whether and how much, to provide and/ or disclose for such contingencies involves significant judgement and estimation, the same has been considered as key audit matter.</p>	<p>Our audit procedures included:</p> <ul style="list-style-type: none"> • We understood management's process relating to the identification and impact analysis of claims, litigations and contingencies; • We analyzed responses obtained from the legal advisors; • We have obtained confirmation letters from legal counsels; • We have read the minutes of meetings of the Audit Committee and the Board of Directors of the Company related to noting of status of material litigations; • We have assessed management's assumptions and estimates related to disclosures of contingent liabilities in the financial statements.
Assessing the carrying value of Inventory (as described in note 16 of the consolidated Ind AS financial statements)	
<p>The Group's inventory comprise of ongoing and completed real estate projects, unlaunched projects and development rights.</p> <p>The inventories are carried at the lower of the cost and net realizable value ('NRV'). The determination of the NRV involves estimates based on prevailing market conditions, current prices and expected date of commencement and completion of the project, the estimated future selling price, cost to complete projects and selling costs.</p> <p>Considering significance of the amount of carrying value of inventories in the financial statements and the involvement of significant estimation and judgement in such assessment of NRV, the same has been considered as key audit matter.</p>	<p>Our audit procedures/ testing included, among others:</p> <ul style="list-style-type: none"> • We read and evaluated the accounting policies and disclosures made in the financial statements with respect to inventories; • We understood and reviewed the management's process and methodology of using key assumptions for determination of NRV of the inventories; • We have tested the NRV of the inventories to its carrying value in books on sample basis; • Where the management involved specialists to perform valuations, we also performed the following procedures: <ul style="list-style-type: none"> ◦ We obtained and read the valuation report used by the management for determining the NRV; ◦ We considered the independence, competence and objectivity of the specialist involved in determination of valuation; ◦ Involved experts to review the assumptions used by the management specialists.

Key audit matters	How our audit addressed the key audit matter
Assessing impairment of Investments in joint venture and associate entities (as described in note 8 of the consolidated Ind AS financial statements)	
<p>The Group has significant investments in its joint ventures and associates. As at 31 March 2019, the carrying values of Group's investment in its joint ventures and associate entities amounts to ₹ 2,086,820.32 lakhs.</p> <p>Management reviews regularly whether there are any indicators of impairment of the investments by reference to the requirements under Ind AS 36 "Impairment of Assets".</p> <p>For investments where impairment indicators exist, significant judgments are required to determine the key assumptions used in the discounted cash flow models, such as revenue growth, unit price and discount rates.</p> <p>Considering, the impairment assessment involves significant assumptions and judgement, the same has been considered as key audit matter.</p>	<p>Our procedures in assessing the management's judgement for the impairment assessment included, among others, the following:</p> <ul style="list-style-type: none"> • We assessed the Group's valuation methodology applied in determining the recoverable amount of the investments; • We obtained and read the valuation report used by the management for determining the fair value ('recoverable amount') of its investments; • We considered the independence, competence and objectivity of the management specialist involved in determination of valuation; • We tested the fair value of the investment as mentioned in the valuation report to the carrying value in books; • Made inquiries with management to understand key drivers of the cash flow forecasts, discount rates, etc and assessed the reasonableness thereof; • Involved experts to review the assumptions used by the management specialists. We reviewed the disclosures made in the financial statements regarding such investments.
Assessment of recoverability of deferred tax asset (as described in note 13 of the consolidated Ind AS financial statements)	
<p>As at 31 March 2019, the Group has recognized deferred tax assets of ₹ 237,691.92 lakhs on deductible temporary differences and unused tax losses.</p> <p>Recognition of deferred tax assets to the extent that it is probable that taxable profit will be available against which the deductible temporary differences and the carry forward of unused tax credits and unused tax losses can be utilized involves significant management judgement and estimation given that it is based on assumptions such as the likely timing and level of future taxable profits which are affected by expected future market and economic conditions.</p> <p>Considering, this involves significant judgement and estimates, the same has been considered as key audit matter.</p>	<p>Our audit procedures included, amongst others:</p> <ul style="list-style-type: none"> • Obtained an understanding of the process and tested the controls over recording of deferred tax and review of deferred tax at each reporting date; • We tested the computation of the amounts recognized as deferred tax assets; • We evaluated management's assumptions used to determine the probability that deferred tax assets recognized in the balance sheet will be recovered through taxable income in future years, by comparing them against profit trends and future business plans; • We assessed the disclosures on deferred tax included in Note 13 and Note 36 to the financial statements.

We have determined that there are no other key audit matters to communicate in our report.

Information Other than the Financial Statements and Auditor's Report Thereon

The Holding Company's Board of Directors is responsible for the other information. The other information comprises the Message from chairman, Directors' Report, Management Discussion & Analysis report and Corporate governance report, but does not include the consolidated Ind AS financial statements and our auditor's report thereon.

Our opinion on the consolidated Ind AS financial statements does not cover the other information and we do not express any form of assurance conclusion thereon.

In connection with our audit of the consolidated Ind AS financial statements, our responsibility is to read the other information and, in doing so, consider whether the other information is materially inconsistent with the consolidated financial statements or our knowledge obtained in the audit or otherwise appears to be

materially misstated. If, based on the work we have performed, we conclude that there is a material misstatement of this other information, we are required to report that fact. We have nothing to report in this regard.

Responsibilities of Management and those Charged with Governance for the Consolidated Financial Statements

The Holding Company's Board of Directors is responsible for the preparation and presentation of these consolidated Ind AS financial statements in terms of the requirements of the Act that give a true and fair view of the consolidated financial position, consolidated financial performance including other comprehensive income, consolidated cash flows and consolidated statement of changes in equity of the Group including its associates, joint ventures and joint operations in accordance with the accounting principles generally accepted in India, including the Indian Accounting Standards (Ind AS) specified under section 133 of the Act read with the Companies (Indian Accounting Standards) Rules, 2015, as amended. The respective Board of Directors of the companies included in the Group and of its associates, joint ventures and joint operations

are responsible for maintenance of adequate accounting records in accordance with the provisions of the Act for safeguarding of the assets of the Group and of its associates, joint ventures and joint operations and for preventing and detecting frauds and other irregularities; selection and application of appropriate accounting policies; making judgments and estimates that are reasonable and prudent; and the design, implementation and maintenance of adequate internal financial controls, that were operating effectively for ensuring the accuracy and completeness of the accounting records, relevant to the preparation and presentation of the consolidated Ind AS financial statements that give a true and fair view and are free from material misstatement, whether due to fraud or error, which have been used for the purpose of preparation of the consolidated Ind AS financial statements by the Directors of the Holding Company, as aforesaid.

In preparing the consolidated financial statements, the respective Board of Directors of the companies included in the Group and of its associates, joint ventures and joint operations are responsible for assessing the ability of the Group and of its associates, joint ventures and joint operations to continue as a going concern, disclosing, as applicable, matters related to going concern and using the going concern basis of accounting unless management either intends to liquidate the Group or to cease operations or has no realistic alternative but to do so.

Those respective Board of Directors of the companies included in the Group and of its associates and joint ventures and joint operations are also responsible for overseeing the financial reporting process of the Group and of its associates and joint ventures and joint operations.

Auditor's Responsibilities for the Audit of the Consolidated Ind AS Financial Statements

Our objectives are to obtain reasonable assurance about whether the consolidated Ind AS financial statements as a whole are free from material misstatement, whether due to fraud or error and to issue an auditor's report that includes our opinion. Reasonable assurance is a high level of assurance, but is not a guarantee that an audit conducted in accordance with SAs will always detect a material misstatement when it exists. Misstatements can arise from fraud or error and are considered material if, individually or in the aggregate, they could reasonably be expected to influence the economic decisions of users taken on the basis of these consolidated Ind AS financial statements.

As part of an audit in accordance with SAs, we exercise professional judgment and maintain professional skepticism throughout the audit. We also:

- Identify and assess the risks of material misstatement of the consolidated Ind AS financial statements, whether due to fraud or error, design and perform audit procedures responsive to those risks and obtain audit evidence that is sufficient and appropriate to provide a basis for our opinion. The risk of not detecting a material misstatement resulting from fraud is higher than for one resulting from error, as fraud may involve collusion, forgery, intentional omissions, misrepresentations, or the override of internal control.
- Obtain an understanding of internal control relevant to the audit in order to design audit procedures that are appropriate in the circumstances. Under section 143(3)(i) of the Act, we are also responsible for expressing our opinion on whether the Holding

Company has adequate internal financial controls system in place and the operating effectiveness of such controls.

- Evaluate the appropriateness of accounting policies used and the reasonableness of accounting estimates and related disclosures made by management.
- Conclude on the appropriateness of management's use of the going concern basis of accounting and, based on the audit evidence obtained, whether a material uncertainty exists related to events or conditions that may cast significant doubt on the ability of the Group and its associates, joint ventures and joint operations to continue as a going concern. If we conclude that a material uncertainty exists, we are required to draw attention in our auditor's report to the related disclosures in the consolidated Ind AS financial statements or if such disclosures are inadequate, to modify our opinion. Our conclusions are based on the audit evidence obtained up to the date of our auditor's report. However, future events or conditions may cause the Group and its associates, joint ventures and joint operations to cease to continue as a going concern.
- Evaluate the overall presentation, structure and content of the consolidated Ind AS financial statements, including the disclosures and whether the consolidated Ind AS financial statements represent the underlying transactions and events in a manner that achieves fair presentation.
- Obtain sufficient appropriate audit evidence regarding the financial information of the entities or business activities within the Group and its associates, joint ventures and joint operations of which we are the independent auditors, to express an opinion on the consolidated Ind AS financial statements. We are responsible for the direction, supervision and performance of the audit of the financial statements of such entities included in the consolidated financial statements of which we are the independent auditors. For the other entities included in the consolidated financial statements, which have been audited by other auditors, such other auditors remain responsible for the direction, supervision and performance of the audits carried out by them. We remain solely responsible for our audit opinion.

We communicate with those charged with governance of the Holding Company and such other entities included in the consolidated Ind AS financial statements of which we are the independent auditors regarding, among other matters, the planned scope and timing of the audit and significant audit findings, including any significant deficiencies in internal control that we identify during our audit.

We also provide those charged with governance with a statement that we have complied with relevant ethical requirements regarding independence and to communicate with them all relationships and other matters that may reasonably be thought to bear on our independence and where applicable, related safeguards.

From the matters communicated with those charged with governance, we determine those matters that were of most significance in the audit of the consolidated Ind AS financial statements for the financial year ended 31 March 2019 and are therefore the key audit matters. We describe these matters in our auditor's report unless law or regulation precludes public disclosure about the matter or when, in extremely rare circumstances, we determine that a matter should not be communicated in our report because the adverse consequences of doing so would reasonably be expected to outweigh the public interest benefits of such communication.

Other Matter

- (a) We did not audit the financial statements and other financial information, in respect of 80 subsidiaries and 1 partnership firm, whose Ind AS financial statements include total assets of ₹ 755,715.18 lakhs and net assets of ₹ (13,624.61) lakhs as at 31 March 2019 and total revenues of ₹ 76,706.84 lakhs and net cash inflows of ₹ 791.85 lakhs for the year ended on that date. These Ind AS financial statements and other financial information have been audited by other auditors and whose financial statements, other financial information and auditor's reports have been furnished to us by the management. The consolidated Ind AS financial statements also include the Group's share of net profit of ₹ 858.72 lakhs for the year ended 31 March 2019, as considered in the consolidated Ind AS financial statements, in respect of 6 joint ventures, whose financial statements, other financial information have been audited by other auditors and whose reports have been furnished to us by the Management. Our opinion on the consolidated Ind AS financial statements, in so far as it relates to the amounts and disclosures included in respect of these subsidiaries, partnership firms and joint ventures and our report in terms of sub-sections (3) of Section 143 of the Act, in so far as it relates to the aforesaid subsidiaries, partnership firms and joint ventures, is based solely on the reports of such other auditors. Our opinion is not modified/ qualified in respect of this matter.
- (b) The accompanying consolidated Ind AS financial statements include unaudited financial statements and other unaudited financial information in respect of one partnership firm and 2 joint operations, whose financial statements and other financial information reflect total assets of ₹ 6,869.08 lakhs and net assets of ₹ 5,131.02 lakhs as at 31 March 2019 and total revenues of ₹ Nil lakhs and net cash inflows of ₹ 6.73 lakhs for the year ended on that date. These unaudited financial statements and other unaudited financial information have been furnished to us by the management. The consolidated Ind AS financial statements also include the Group's share of net profit of ₹ 210.50 lakhs for the year ended 31 March 2019, as considered in the consolidated Ind AS financial statements, in respect of one associate, whose financial statements, other financial information have not been audited and whose unaudited financial statements, other unaudited financial information have been furnished to us by the management. Our opinion, in so far as it relates amounts and disclosures included in respect of these partnership firms, joint operations and associates and our report in terms of sub-sections (3) of Section 143 of the Act in so far as it relates to the aforesaid partnership firms, associates and joint operations, is based solely on such unaudited financial statement and other unaudited financial information. In our opinion and according to the information and explanations given to us by the Management, these financial statements and other financial information are not material to the Group. Our opinion is not modified/ qualified in respect of this matter.

Our opinion above on the consolidated Ind AS financial statements and our report on Other Legal and Regulatory Requirements below, is not modified in respect of the above matters with respect to our reliance on the work done and the reports of the other auditors and the financial statements and other financial information certified by the Management.

Report on Other Legal and Regulatory Requirements

As required by Section 143(3) of the Act, based on our audit and on the consideration of report of the other auditors on separate financial statements and the other financial information of subsidiaries, associates, joint ventures and joint operations, as noted in the 'other matter' paragraph we report, to the extent applicable, that:

- (a) We/ the other auditors whose reports we have relied upon have sought and obtained all the information and explanations which to the best of our knowledge and belief were necessary for the purposes of our audit of the aforesaid consolidated Ind AS financial statements;
- (b) In our opinion, proper books of account as required by law relating to preparation of the aforesaid consolidation of the financial statements have been kept so far as it appears from our examination of those books and reports of the other auditors;
- (c) The Consolidated Balance Sheet, the Consolidated Statement of Profit and Loss including the Statement of Other Comprehensive Income, the Consolidated Cash Flow Statement and Consolidated Statement of Changes in Equity dealt with by this Report are in agreement with the books of account maintained for the purpose of preparation of the consolidated Ind AS financial statements;
- (d) In our opinion, the aforesaid consolidated Ind AS financial statements comply with the Accounting Standards specified under Section 133 of the Act, read with Companies (Indian Accounting Standards) Rules, 2015, as amended;
- (e) The matter described in 'Emphasis of Matters' paragraph above, in our opinion, may have an adverse effect on the functioning of the Group along with its associates, joint ventures and joint operations;
- (f) On the basis of the written representations received from the directors of the Holding Company as on 31 March 2019 taken on record by the Board of Directors of the Holding Company and the reports of the statutory auditors who are appointed under Section 139 of the Act, of its subsidiary companies, associate companies, joint ventures and joint operations, none of the directors of the Group's companies, its associates, joint ventures and joint operations incorporated in India is disqualified as on 31 March 2019 from being appointed as a director in terms of Section 164 (2) of the Act;
- (g) With respect to the adequacy and the operating effectiveness of the internal financial controls over financial reporting with reference to these consolidated Ind AS financial statements of the Holding Company and its subsidiary companies, associate companies and joint ventures and joint operations incorporated in India and to the extent applicable, refer to our separate Report in "Annexure 1" to this report;
- (h) In our opinion and based on the consideration of reports of other statutory auditors of the subsidiaries, associates, joint ventures and joint operations incorporated in India, the managerial remuneration for the year ended 31 March 2019 has been paid/ provided by the Holding Company, its subsidiaries, associates, joint ventures and joint operations incorporated in India to their directors in accordance with the provisions of section 197 read with Schedule V to the Act;

(i) With respect to the other matters to be included in the Auditor's Report in accordance with Rule 11 of the Companies (Audit and Auditors) Rules, 2014, as amended, in our opinion and to the best of our information and according to the explanations given to us and based on the consideration of the report of the other auditors on separate financial statements as also the other financial information of the subsidiaries (including partnership firms), associates, joint ventures and joint operations, as noted in the 'Other matter' paragraph:

i. The consolidated Ind AS financial statements disclose the impact of pending litigations on its consolidated financial position of the Group, its associates, joint ventures and joint operations in its consolidated Ind AS financial statements - Refer Note 48 to the consolidated Ind AS financial statements;

ii. Provision has been made in the consolidated Ind AS financial statements, as required under the applicable law or accounting standards, for material foreseeable losses, if any, on long-term contracts including derivative contracts in respect of such items

as it relates to (a) the Group, its associates, joint ventures and joint operations and (b) the Group's share of net profit in respect of its joint ventures and associates;

iii. There has been no delay in transferring amounts, required to be transferred, to the Investor Education and Protection Fund by the Holding Company, its subsidiaries, associates, joint ventures and joint operations incorporated in India and to the extent applicable during the year ended 31 March 2019.

for **S.R. Batliboi & CO. LLP**

Chartered Accountants

ICAI Firm Registration Number: 301003E/ E300005

per **Manoj Kumar Gupta**

Partner

Membership No.: 083906

New Delhi

21 May 2019

ANNEXURE 1

TO THE INDEPENDENT AUDITOR'S REPORT OF EVEN DATE ON THE CONSOLIDATED IND AS FINANCIAL STATEMENTS OF DLF LIMITED

Report on the Internal Financial Controls under Clause (i) of Sub-section 3 of Section 143 of the Companies Act, 2013 ("the Act")

In conjunction with our audit of the consolidated Ind AS financial statements of DLF Limited as of and for the year ended 31 March 2019, we have audited the internal financial controls over financial reporting of DLF Limited (hereinafter referred to as the "Holding Company") and its subsidiary companies, its associate companies and joint ventures, which are companies incorporated in India and to the extent applicable, as of that date.

Management's Responsibility for Internal Financial Controls

The respective Board of Directors of the Holding Company, its subsidiary companies, its associate companies and joint ventures, which are companies incorporated in India and to the extent applicable, are responsible for establishing and maintaining internal financial controls based on the internal control over financial reporting criteria established by the Holding Company considering the essential components of internal control stated in the Guidance Note on Audit of Internal Financial Controls Over Financial Reporting issued by the Institute of Chartered Accountants of India. These responsibilities include the design, implementation and maintenance of adequate internal financial controls that were operating effectively for ensuring the orderly and efficient conduct of its business, including adherence to the respective company's policies, the safeguarding of its assets, the prevention and detection of frauds and errors, the accuracy and completeness of the accounting records and the timely preparation of reliable financial information, as required under the Act.

Auditor's Responsibility

Our responsibility is to express an opinion on the company's internal financial controls over financial reporting with reference to these consolidated Ind AS financial statements based on our audit. We conducted our audit in accordance with the Guidance Note on Audit of Internal Financial Controls Over Financial Reporting (the "Guidance Note") and the Standards on Auditing, both, issued by Institute of Chartered Accountants of India and deemed to be prescribed under section 143(10) of the Act, to the extent applicable to an audit of internal financial controls. Those Standards and the Guidance Note require that we comply with ethical requirements and plan and perform the audit to obtain reasonable assurance about whether adequate internal financial controls over financial reporting with reference to these consolidated Ind AS financial statements was established and maintained and if such controls operated effectively in all material respects.

Our audit involves performing procedures to obtain audit evidence about the adequacy of the internal financial controls over financial reporting with reference to these consolidated Ind AS financial statements and their operating effectiveness. Our audit of internal financial controls over financial reporting included obtaining an understanding of internal financial controls over financial reporting with reference to these consolidated Ind AS financial statements, assessing the risk that a material weakness exists and testing and evaluating the design and operating effectiveness of internal control based on the assessed risk. The procedures selected depend on the auditor's judgement, including the assessment of the risks of material misstatement of the financial statements, whether due to fraud or error.

We believe that the audit evidence we have obtained and the audit evidence obtained by the other auditors in terms of their reports referred to in the Other Matters paragraph below, is sufficient and appropriate to provide a basis for our audit opinion on the internal financial controls over financial reporting with reference to these consolidated Ind AS financial statements.

Meaning of Internal Financial Controls Over Financial Reporting With Reference to these Consolidated Ind AS Financial Statements

A company's internal financial control over financial reporting with reference to these consolidated Ind AS financial statements is a process designed to provide reasonable assurance regarding the reliability of financial reporting and the preparation of financial statements for external purposes in accordance with generally accepted accounting principles. A company's internal financial control over financial reporting with reference to these consolidated Ind AS financial statements includes those policies and procedures that (1) pertain to the maintenance of records that, in reasonable detail, accurately and fairly reflect the transactions and dispositions of the assets of the company; (2) provide reasonable assurance that transactions are recorded as necessary to permit preparation of financial statements in accordance with generally accepted accounting principles and that receipts and expenditures of the company are being made only in accordance with authorisations of management and directors of the company; and (3) provide reasonable assurance regarding prevention or timely detection of unauthorised acquisition, use, or disposition of the company's assets that could have a material effect on the financial statements.

Inherent Limitations of Internal Financial Controls Over Financial Reporting With Reference to these Consolidated Ind AS Financial Statements

Because of the inherent limitations of internal financial controls over financial reporting with reference to these consolidated Ind AS financial statements, including the possibility of collusion or improper management override of controls, material misstatements due to error or fraud may occur and not be detected. Also, projections of any evaluation of the internal financial controls over financial reporting with reference to these consolidated Ind AS financial statements to future periods are subject to the risk that the internal financial control over financial reporting with reference to these consolidated Ind AS financial statements may become inadequate because of changes in conditions, or that the degree of compliance with the policies or procedures may deteriorate.

Opinion

In our opinion, the Holding Company, its subsidiary companies, its associate companies and joint ventures, which are companies incorporated in India and to the extent applicable, have, maintained in all material respects, adequate internal financial controls over financial reporting with reference to these consolidated Ind AS financial statements and such internal financial controls over financial reporting with reference to these consolidated Ind AS financial statements were operating effectively as at 31 March 2019, based on the internal control over financial reporting criteria established by the Holding Company considering the essential components of internal control stated in the Guidance Note on Audit of Internal Financial Controls Over Financial Reporting issued by the Institute of Chartered Accountants of India.

Other Matters

Our report under Section 143(3)(i) of the Act on the adequacy and operating effectiveness of the internal financial controls over financial reporting with reference to these consolidated Ind AS financial statements of the Holding Company, insofar as it relates to these 80 subsidiary companies and 6 joint venture companies, which are companies incorporated in India and to the extent applicable, is based on the corresponding reports of the auditors of such subsidiaries and joint ventures incorporated in India.

for **S.R. Batliboi & CO. LLP**

Chartered Accountants

ICAI Firm Registration Number: 301003E/ E300005

per **Manoj Kumar Gupta**

Partner

Membership No.: 083906

New Delhi
21 May 2019

Consolidated Balance Sheet as at 31 March 2019

(` in lakhs)

	Note	As At 31 March 2019	As At 31 March 2018
ASSETS			
Non-current assets			
Property, plant and equipment	4(a)	145,858.99	154,885.76
Capital work-in-progress	4(b)	10,291.53	13,732.82
Investment property	5	369,576.41	536,069.15
Goodwill	6	100,916.35	100,916.35
Other intangible assets	7	15,815.10	16,357.20
Investments in joint ventures and associates	8	2,086,820.32	1,972,055.81
Financial assets			
Investments	9	10,226.27	11,140.89
Loans	11	29,464.32	27,951.80
Other financial assets	12	26,065.99	18,962.58
Deferred tax assets (net)	13	237,691.92	207,169.60
Non-current tax assets (net)	14	129,842.52	112,836.30
Other non-current assets	15	151,288.42	148,070.27
		3,313,858.14	3,320,148.53
Current assets			
Inventories	16	2,200,855.01	1,975,292.00
Financial assets			
Investments	17	3,420.16	99,958.29
Trade receivables	10	83,227.76	128,579.10
Cash and cash equivalents	18	426,817.33	135,624.28
Other bank balances	19	58,719.49	92,168.80
Loans	11	196,426.71	129,795.87
Other financial assets	12	68,669.46	220,121.49
Other current assets	15	77,229.46	113,894.87
		3,115,365.38	2,895,434.70
Assets classified as held for sale	57	263,022.40	50,039.20
		3,378,387.78	2,945,473.90
		6,692,245.92	6,265,622.43
EQUITY AND LIABILITIES			
Equity			
Equity share capital	20	44,144.44	35,681.34
Warrants	59	75,010.36	75,010.36
Other equity	21	3,238,499.68	3,420,352.61
Equity attributable to Equity Holder of the parent		3,357,654.48	3,531,044.31
Non-controlling interests		4,058.48	4,879.89
Total equity		3,361,712.96	3,535,924.20
Non-current liabilities			
Financial liabilities			
Borrowings	22	561,437.81	623,893.36
Trade payables	23	-	-
(a) total outstanding dues of micro enterprises and small enterprises		-	-
(b) total outstanding dues of creditors other than micro enterprises and small enterprises		79,418.65	79,637.27
Other financial liabilities	24	46,178.15	47,680.56
Long term provisions	25	4,488.02	4,059.87
Deferred tax liabilities (net)	13	43,973.92	251,015.40
Other non-current liabilities	26	9,717.12	14,829.16
		745,213.67	1,021,115.62
Current liabilities			
Financial liabilities			
Borrowings	27	916,371.30	880,804.14
Trade payables			
(a) total outstanding dues of micro enterprises and small enterprises	23	1,878.07	545.55
(b) total outstanding dues of creditors other than micro enterprises and small enterprises	23	125,841.70	121,207.19
Other financial liabilities	24	411,342.23	386,519.77
Other current liabilities	26	1,112,236.40	309,608.60
Current tax liabilities (net)	28	721.41	1,719.83
Provisions	25	2,644.85	2,517.11
		2,571,035.96	1,702,922.19
Liabilities related to assets held for sale	57	14,283.33	5,660.42
		2,585,319.29	1,708,582.61
		6,692,245.92	6,265,622.43
Significant accounting policies	2 & 3		

The accompanying notes are an integral part of these Consolidated Financial Statements

For and on behalf of the Board of Directors of DLF Limited

Ashok Kumar Tyagi
Whole-time Director &
Group Chief Financial Officer
DIN: 00254161

Subhash Setia
Company Secretary

Mohit Gujral
CEO & Whole-time Director
DIN: 00051538

Rajeev Talwar
CEO & Whole-time Director
DIN: 01440785

Rajiv Singh
Vice Chairman
DIN: 00003214

As per report of even date

for **S.R. BATLIBOI & CO. LLP**
ICAI Firm Registration Number: 301003E/ E300005
Chartered Accountants

per **Manoj Kumar Gupta**
Partner

Membership Number: 083906

New Delhi
21 May 2019

Consolidated Statement of Profit and Loss for the year ended 31 March 2019

(` in lakhs)

	Note	As at 31 March 2019	As at 31 March 2018
REVENUE			
Revenue from operations	29	836,608.72	670,678.90
Other income	30	66,332.46	95,692.17
Total Income		902,941.18	766,371.07
EXPENSES			
Cost of land, plots, development rights, constructed properties and others	31	495,110.21	311,533.82
Employee benefits expense	32	35,161.86	34,358.97
Finance costs	33	206,186.97	295,070.59
Depreciation and amortisation expense	34	22,463.40	53,353.00
Other expenses	35	92,185.84	87,042.19
Total Expenses		851,108.28	781,358.57
Profit/ (Loss) before exceptional items, tax, share of profit in associates and joint ventures		51,832.90	(14,987.50)
Exceptional items (net)	53	12,731.86	876,533.96
Profit before tax, share of profit in associates and joint ventures		64,564.76	861,546.46
Tax expense	36		
Current tax (including earlier years)		10,865.83	58,042.07
Minimum alternate tax credit entitlement (including earlier years)		1,217.92	(31,323.79)
Deferred tax		15,653.59	405,586.69
Total Tax expense		27,737.34	432,304.97
Profit before share of loss in associates and joint ventures		36,827.42	429,241.49
Share of Profit in associates and joint ventures (net)		94,577.76	18,437.71
Net profit for the year		131,405.18	447,679.20
Other comprehensive income			
A Items that will not be reclassified to profit and loss in subsequent periods:			
Re-measurement (loss)/ gain on defined benefit plans		(233.52)	23.13
Income tax effect		49.12	(2.11)
Net (loss) on fair value of FVTOCI equity instruments		(135.51)	(404.36)
Income tax effect		(3.92)	326.87
B Items that will be reclassified to profit or loss in subsequent periods:			
Amortisation of forward element of forward contracts and recognition of changes in fair value of hedging instrument		-	1,933.03
Income tax effect		-	(668.98)
Other comprehensive income for the year		(323.83)	1,207.58
Total comprehensive income for the year		131,081.35	448,886.78
Net profit attributable to:			
Equity Holders of the parent		131,919.71	446,386.39
Non-controlling interests		(514.53)	1,292.81
		131,405.18	447,679.20
Other comprehensive income attributable to:			
Equity Holders of the parent		(323.83)	1,207.58
Non-controlling interests		-	-
		(323.83)	1,207.58
Total comprehensive income attributable to:			
Equity Holders of the parent		131,595.88	447,593.97
Non-controlling interests		(514.53)	1,292.81
		131,081.35	448,886.78
Earnings per equity share (nominal value of ₹ 2/- per share) (not annualised)			
Basic (₹)	37	7.38	25.02
Diluted (₹)	37	6.00	23.62
Significant accounting policies	2 & 3		

The accompanying notes are an integral part of these Consolidated Financial Statements

For and on behalf of the Board of Directors of DLF Limited

Ashok Kumar Tyagi
Whole-time Director &
Group Chief Financial Officer
DIN: 00254161

Subhash Setia
Company Secretary

Mohit Gujral
CEO & Whole-time Director
DIN: 00051538

Rajeev Talwar
CEO & Whole-time Director
DIN: 01440785

Rajiv Singh
Vice Chairman
DIN: 00003214

As per report of even date
for **S.R. BATLIBOI & CO. LLP**
ICAI Firm Registration Number: 301003E/ E300005
Chartered Accountants

New Delhi
21 May 2019

per **Manoj Kumar Gupta**
Partner
Membership Number: 083906

Consolidated Cash Flow Statement for the year ended 31 March 2019

(` in lakhs)

	As At 31 March 2019	As At 31 March 2018
A. CASH FLOWS FROM OPERATING ACTIVITIES		
Profit before tax, share of loss in associates and joint ventures	64,564.76	861,546.46
Adjustments for:		
Depreciation, amortisation and impairment expense	22,463.40	53,353.00
Loss/ (gain) on disposal of property, plant and equipment (net)	15.06	(1,920.07)
Rental income on account of discounting of security deposits and straight lining effect	(6,338.46)	(9,437.40)
Interest income (net of provision)	(32,265.20)	(61,811.53)
Gain on fair valuation of financial instruments (net)	(9,789.92)	(2,041.69)
Dividend income	(3,642.43)	(1,885.47)
Loss/ (gain) on foreign currency transactions (net)	35.39	(5.26)
Finance costs	206,186.97	295,070.59
(Profit) on sale of investments (net)	(16.35)	(233.02)
Amortisation of forward element of forward contracts on transition date	(3,058.75)	1,604.38
Allowance for expected credit loss for financial assets and impairment of non-financial assets	7,085.42	9,866.00
Provision for Expected credit loss written back	-	(19,125.93)
Provision for diminution of investment	1,413.66	-
Amount forfeited on properties	(476.61)	(688.57)
Amounts/ assets written off	669.17	1,092.52
Unclaimed balances and excess provisions written back	(3,964.40)	(1,010.79)
Exceptional items (net) (refer note 55)	(12,731.86)	(876,533.96)
Operating profit before working capital changes	230,149.85	247,839.26
Adjustment for:		
Decrease in current/ non current loans	4,471.27	4,060.08
(Increase)/ decrease in inventories	284,546.94	(38,050.84)
Decrease in current/ non-current other financial assets	21,941.07	41,307.36
(Increase)/ decrease in current/ non-current other assets	44,018.77	(36,593.39)
(Increase) in trade receivables	(5,429.77)	(74,496.55)
Increase/ (Decrease) in current/ non-current other financials liabilities	(24,257.49)	48,658.26
(Decrease) in current/ non-current other liabilities	(333,214.64)	(124,654.46)
Increase/ (Decrease) current/ non-current in provisions	322.37	(953.55)
Increase in current/ non-current Trade payables	5,189.77	2,332.02
Cash flow (used in) from operating activities post working capital changes	227,738.14	69,448.21
Direct taxes paid (net of refunds)	(23,438.43)	(42,416.67)
Net cash (used in)/ flow from operating activities (A)	204,299.71	27,031.54
B CASH FLOWS FROM INVESTING ACTIVITIES		
Purchase of property, plant and equipment, investment property, intangible assets and capital work-in-progress	(60,414.15)	(340,929.86)
Proceeds from sale of property, plant and equipment, investment property	3,546.60	268,423.41
Purchase of investments	(46,501.96)	(94,920.35)
Proceeds from sale of investment in subsidiary	25,063.80	-
Proceeds from disposal of investments	95,542.15	1,435.18
Purchase of investments	(850.00)	-

Consolidated Cash Flow Statement (Contd.)

(` in lakhs)

	As At 31 March 2019	As At 31 March 2018
Loan Given	(146,320.00)	(16,237.20)
Loan received back	81,746.00	8,835.00
Investment in fixed deposits	(110,984.87)	(126,119.66)
Proceeds from sale of fixed deposits	145,045.78	68,279.45
Interest received	10,969.00	32,864.62
Dividend received	3,642.43	1,885.47
Net cash flow from/ (used in) investing activities (B)	484.78	(196,483.96)
C CASH FLOWS FROM FINANCING ACTIVITIES		
Proceeds from exercise of share options	8.16	1.06
Proceeds from issue of shares through QIP	309,414.21	-
Proceeds from issue of warrant	-	75,010.36
Proceeds from issue of compulsorily convertible debentures	-	825,000.00
Repayment of debentures	(40,750.00)	(40,250.00)
Proceeds from non-current borrowings	189,067.03	584,716.49
Repayment of non-current borrowings	(221,166.69)	(714,568.68)
Proceeds from current borrowing	278,475.49	720,345.72
Repayment of current borrowings	(242,551.70)	(991,393.68)
Buy back of shares	-	(196,878.86)
Finance cost paid	(167,746.08)	(203,553.34)
Movement in restricted bank balances	(252.62)	(69.08)
Dividend paid (including tax)	(16,956.18)	(81,559.43)
Net cash flow from/ (used in) financing activities (C)	87,541.62	(23,199.44)
Net (decrease) in cash and cash equivalents (A+B+C)	292,326.11	(192,651.86)
Cash and cash equivalents at the beginning of the year	134,495.49	340,907.19
Less: Cash and cash equivalents classified to held for sale (refer note 57)	(187.18)	(74.25)
Less: Decrease in Bank Balances due to Cyber Group disinvestment [refer note 43(e)]	-	(13,685.59)
Cash and cash equivalents at the end of the year	426,634.42	134,495.49
Cash and cash equivalents at the end comprises of:		
Cash and cash equivalents	426,817.33	135,624.28
Less: Book overdraft	(182.91)	(1,128.79)
	426,634.42	134,495.49
Significant accounting policies (refer note 2 & 3)		

The accompanying notes are an integral part of these Consolidated Financial Statements

For and on behalf of the Board of Directors of DLF Limited

Ashok Kumar Tyagi
Whole-time Director &
Group Chief Financial Officer
DIN: 00254161

Subhash Setia
Company Secretary

Mohit Gujral
CEO & Whole-time Director
DIN: 00051538

Rajeev Talwar
CEO & Whole-time Director
DIN: 01440785

Rajiv Singh
Vice Chairman
DIN: 00003214

As per report of even date
for **S.R. BATLIBOI & CO. LLP**
ICAI Firm Registration Number: 301003E/ E300005
Chartered Accountants

New Delhi
21 May 2019

per **Manoj Kumar Gupta**
Partner
Membership Number: 083906

Consolidated Statement of Changes in Equity for the year ended 31 March 2019

A. Equity share capital

(₹ in lakhs)

Particulars	Balance at 1 April 2017	Issued during the year	Balance at 31 March 2018	Issued during the year	Balance at 31 March 2019
Equity share capital (refer note 20)	35,680.06	1.28	35,681.34	8,463.10	44,144.44

B. Warrants

(₹ in lakhs)

Particulars	Balance at 1 April 2017	Issued during the year	Balance at 31 March 2018	Issued during the year	Balance at 31 March 2019
Warrants [refer note 59(b)]	-	75,010.36	75,010.36	-	75,010.36

C. Other equity (refer note 21)

(₹ in lakhs)

Particulars	Equity attributable to owners of Holding Company										Non-controlling interests (B)	Total equity (A+B)			
	Capital reserve	Capital redemption reserve	Securities premium	General reserve	Debt redemption reserve	Retained earnings	Share application money pending allotment	Equity component of compound financial instruments	Share options outstanding account	Forfeiture of shares			Equity component of Convertible Debentures (CCD)	Foreign currency translation reserve (net of tax)	FVOCI equity instruments (net of tax)
Balance as at 1 April 2017	235,399.13	49,922.15	1,084,685.28	288,196.30	30,883.17	602,704.98	0.22	109,787.49	1,313.19	66.55	-24,071.28	(2,086.18)	(3,330.13)	2,421,603.43	2,433,992.43
Net profit for the year	-	-	-	-	-	446,386.39	-	-	-	-	-	(77.49)	1,264.05	446,386.39	1,292.81
Other comprehensive income	-	-	-	-	-	21.02	-	-	-	-	-	-	-	1,207.58	1,207.58
Total comprehensive income for the year	235,399.13	49,922.15	1,084,685.28	288,196.30	30,883.17	1,049,112.39	0.22	109,787.49	1,313.19	66.55	-24,071.28	(2,173.67)	(2,066.08)	2,869,197.40	2,882,879.21
Transactions with owners in their capacity as owners	-	-	-	-	-	(67,809.14)	-	-	-	-	-	-	-	(67,809.14)	(67,809.14)
Cash dividends	-	-	-	-	-	(13,819.37)	-	-	-	-	-	-	-	(13,819.37)	(13,819.37)
Dividend distribution tax (DDT)	-	-	-	-	-	-	-	-	-	-	-	-	-	-	-
Equity share application money received	-	-	-	-	-	-	1.07	-	-	-	-	-	-	1.07	1.07
Share application money adjusted on issue of equity shares	-	-	-	-	-	-	(1.29)	-	-	-	-	-	-	(1.29)	(1.29)
Transfer from/ to retained earnings	-	-	-	-	-	938.66	-	-	-	-	-	-	-	-	-
Released to equity holders	-	-	-	-	-	7,695.13	-	-	-	-	-	-	-	7,695.13	(7,695.13)
Buy back of shares	-	-	-	-	-	(181,472.61)	-	(15,406.25)	-	-	-	-	-	(196,878.86)	(196,878.86)
Transfer from/ to retained earnings due to Deemed disposal (refer note 43(e))	(207,084.06)	(48,342.76)	(759.04)	(8,068.33)	(8,113.27)	366,806.29	-	(94,377.50)	(19.00)	-	-	-	(42.33)	-	-
Group share of direct adjustment to equity by JVs	21,038.95	-	-	-	-	-	-	-	-	-	-	-	-	21,038.95	21,038.95
Released on account of merger (refer note 43(g))	-	-	-	-	-	-	-	-	-	-	(24,071.28)	-	-	(24,071.28)	(24,071.28)
Equity component of compulsorily convertible debentures (refer note 59(b))	-	-	-	-	-	-	-	-	-	825,000.00	-	-	-	825,000.00	825,000.00
Minority Partners current account adjustment	-	-	-	-	-	-	-	-	-	-	-	-	-	-	(1,106.79)
Balance as at 31 March 2018	49,354.02	1,579.39	1,083,926.24	280,127.97	21,831.24	1,161,451.35	-	3,741,294.19	66.55	825,000.00	-	(2,216.00)	(2,066.08)	3,420,352.61	4,879.89
2018	-	-	-	-	-	-	-	-	-	-	-	-	-	3,420,352.61	3,425,232.50

Consolidated Statement of Changes in Equity (Contd.)

(in lakhs)

Particulars	Equity attributable to owners of Holding Company										Total (A+B)	
	Reserves and surplus				Equity component of Compulsorily Convertible Debentures (CCD)		Share options outstanding account	FVOCI equity instruments (net of tax)	Cash flow hedge reserve (net of tax)	Total (A)		Non-controlling interests (B)
	Capital reserve	Capital redemption reserve	Securities premium	General reserve	Debt redemption reserve	Retained earnings						
Balance as at 1 April 2018	49,354.02	1,579.39	1,083,926.24	280,127.97	21,831.24	1,161,451.35	3.74	1,294.19	(2,066.08)	3,420,352.61	4,879.89	3,425,232.50
Adjustment on account of Ind AS 115 (net of tax) (refer note 60)	-	-	-	-	-	(554,279.48)	-	-	-	(554,279.48)	-	(554,279.48)
Revised Opening balance as at 1 April 2018	49,354.02	1,579.39	1,083,926.24	280,127.97	21,831.24	607,171.87	3.74	1,294.19	(2,066.08)	2,866,073.13	4,879.89	2,870,953.02
post Ind AS 115	-	-	-	-	-	-	-	-	-	-	-	-
Net profit for the year	-	-	-	-	-	131,919.71	-	-	-	131,919.71	(514.53)	131,405.18
Other comprehensive income	-	-	-	-	-	(184.40)	-	-	-	(184.40)	-	(184.40)
Total comprehensive income for the year	49,354.02	1,579.39	1,083,926.24	280,127.97	21,831.24	738,907.18	3.74	1,294.19	(2,066.08)	2,997,669.01	4,365.36	3,002,034.37
Transactions with owners in their capacity as owners	-	-	-	-	-	-	-	-	-	-	-	-
Cash dividends [refer note 40(b)]	-	-	-	-	-	(14,274.61)	-	-	-	(14,274.61)	-	(14,274.61)
Dividend distribution tax (DDT) [refer note 40(b)]	-	-	-	-	-	(2,934.19)	-	-	-	(2,934.19)	-	(2,934.19)
Group share of direct adjustment to equity by JVs/ associates	(46,614.19)	-	-	-	-	-	-	-	-	(46,614.19)	-	(46,614.19)
Conversion of CCD 's to equity shares [refer note 20]	-	-	-	-	-	-	-	-	-	(4,994.96)	-	(4,994.96)
Premium on conversion of CCD 's to equity shares [refer note 20]	-	-	537,580.04	-	-	-	-	-	-	(537,580.04)	-	-
Issue of shares through Qualified Institutions Placement (refer note 59(a))	-	-	305,954.23	-	-	-	-	-	-	305,954.23	-	305,954.23
Exercise of share options	-	-	1,294.19	-	-	-	-	(1,294.19)	-	-	-	-
Transfer from/ to retained earnings (net)	-	-	-	-	(6,306.25)	4,240.17	-	-	-	2,066.08	-	2,066.08
Minority Partners current account adjustment	-	-	-	-	-	3,694.39	-	-	-	-	(306.88)	3,387.51
Balance as at 31 March 2019	2,739.83	1,579.39	1,928,754.70	280,127.97	15,524.99	729,632.94	3.74	66.55	(2,355.43)	282,425.00	4,058.48	3,242,566.16

Significant accounting policies (refer note 2 & 3)

The accompanying notes are an integral part of the financial statements

For and on behalf of the Board of Directors of DLF Limited

Ashok Kumar Tyagi
Whole-time Director &
Group Chief Financial Officer
DIN: 00254161

Subhash Setia
Company Secretary

Mohit Gujral
CEO & Whole-time Director
DIN: 00051538

Rajeev Talwar
CEO & Whole-time Director
DIN: 01440785

Rajiv Singh
Vice Chairman
DIN: 00003214

As per report of even date
for **S.R. BATLIBOI & CO. LLP**
ICAI Firm Registration Number: 301003E/ E300005
Chartered Accountants
per **Manoj Kumar Gupta**
Partner
Membership Number: 083906

Notes to the Consolidated Financial Statements

1. CORPORATE INFORMATION

DLF Limited ('DLF' or the 'Company' or the 'Holding Company'), a public limited company and its subsidiaries (including partnership firms) (collectively referred to as the "Group"), its joint operations, joint ventures and associates is engaged primarily in the business of colonisation and real estate development. The operations of the Group along with its joint operations, joint ventures, partnership firms and associates span all aspects of real estate development, from the identification and acquisition of land, to planning, execution, construction and marketing of projects. The Group along with its joint operations, joint ventures, partnership firms and associates is also engaged in the business of leasing, generation of power, provision of maintenance services, hospitality and recreational activities which are related to the overall development of real estate business. The Holding Company is domiciled in India and is incorporated under the provisions of the Companies Act applicable in India. Its shares are listed on two recognised stock exchanges in India. The registered office is situated at Shopping Mall, 3rd Floor, Arjun Marg, Phase I, DLF City, Gurugram – 122002, Haryana.

The consolidated financial statements for the year ended 31 March 2019 were authorized and approved by the Board of Directors on dated May 21, 2019.

2. BASIS OF PREPARATION

These consolidated financial statements ('financial statements') of the Group, its associates, joint operations and joint ventures have been prepared in accordance with the Indian Accounting Standards (hereinafter referred to as the 'Ind AS') as notified by Ministry of Corporate Affairs ('MCA') under Section 133 of the Companies Act, 2013 ('Act') read with the Companies (Indian Accounting Standards) Rules, 2015, as amended from time to time and presentation requirements of Division II of Schedule III to the Companies Act, 2013 (Ind AS compliant Schedule III), as applicable to the consolidated financial statements.

The consolidated financial statements have been prepared on going concern basis in accordance with accounting principles generally accepted in India. Further, the consolidated financial statements have been prepared on historical cost basis except for certain financial assets and financial liabilities, derivative financial instruments and share based payments which are measured at fair values as explained in relevant accounting policies. The changes in accounting policies are explained in note 3(z).

In addition, the carrying values of recognised assets and liabilities designated as hedged items in cash flow hedges that would otherwise be carried at amortised cost are adjusted to record changes in the fair values attributable to the risks that are being hedged in effective hedge relationships. The financial statements are presented in ₹ in lakhs, except when otherwise indicated.

2.1 BASIS OF CONSOLIDATION

The consolidated financial statements comprise the financial statements of the Group, its associates, joint operations and joint ventures as at 31 March 2019. Control is achieved when the Group is exposed or has rights, to variable returns from its involvement with the investee and has the ability to affect those

returns through its power over the investee. Specifically, the Group controls an investee if and only if the Group has:

- Power over the investee (i.e. existing rights that give it the current ability to direct the relevant activities of the investee);
- Exposure, or rights, to variable returns from its involvement with the investee, and
- The ability to use its power over the investee to affect its returns.

Generally, there is a presumption that a majority of voting rights result in control. To support this presumption and when the Group has less than a majority of the voting or similar rights of an investee, the Group considers all relevant facts and circumstances in assessing whether it has power over an investee, including:

- The contractual arrangement with the other vote holders of the investee;
- Rights arising from other contractual arrangements;
- The Group's voting rights and potential voting rights; or
- The size of the group's holding of voting rights relative to the size and dispersion of the holdings of the other voting rights holders.

The Group re-assesses whether or not it controls an investee if facts and circumstances indicate that there are changes to one or more of the three elements of control. Consolidation of a subsidiary begins when the Group obtains control over the subsidiary and ceases when the Group loses control of the subsidiary. Assets, liabilities, income and expenses of a subsidiary acquired or disposed of during the year are included in the consolidated financial statements from the date the Group gains control until the date the Group ceases to control the subsidiary.

Consolidated financial statements are prepared using uniform accounting policies for like transactions and other events in similar circumstances. If a member of the group uses accounting policies other than those adopted in the consolidated financial statements for like transactions and events in similar circumstances, appropriate adjustments are made to that group member's financial statements in preparing the consolidated financial statements to ensure conformity with the group's accounting policies.

The financial statements of all entities used for the purpose of consolidation are drawn up to same reporting date as that of the parent company, i.e., year ended on 31 March. When the end of the reporting period of the parent is different from that of a subsidiary, the subsidiary prepares, for consolidation purposes, additional financial information as of the same date as the financial statements of the parent to enable the parent to consolidate the financial information of the subsidiary, unless it is impracticable to do so.

Consolidation procedure for subsidiaries and partnership firms:

- (a) Combine like items of assets, liabilities, equity, income, expenses and cash flows of the parent with those of its subsidiaries. For this purpose, income and expenses of the subsidiary are based on the amounts of the assets and liabilities recognised in the consolidated financial statements at the acquisition date.
- (b) Offset (eliminate) the carrying amount of the parent's investment in each subsidiary and the parent's portion of equity

of each subsidiary. Business combinations policy explains how to account for any related goodwill.

- (c) Eliminate in full intragroup assets and liabilities, equity, income, expenses and cash flows relating to transactions between entities of the group (profits or losses resulting from intragroup transactions that are recognised in assets, such as inventory and fixed assets, are eliminated in full). Intragroup losses may indicate an impairment that requires recognition in the consolidated financial statements. Ind AS 12 Income Taxes applies to temporary differences that arise from the elimination of profits and losses resulting from intragroup transactions.

Profit or loss and each component of other comprehensive income (OCI) are attributed to the equity holders of the parent of the Group and to the non-controlling interests, even if this results in the non-controlling interests having a deficit balance. When necessary, adjustments are made to the financial statements of subsidiaries to bring their accounting policies into line with the Group's accounting policies. All intragroup assets and liabilities, equity, income, expenses and cash flows relating to transactions between members of the Group are eliminated in full on consolidation.

A change in the ownership interest of a subsidiary, without a loss of control, is accounted for as an equity transaction. If the Group loses control over a subsidiary, it:

- Derecognises the assets (including goodwill) and liabilities of the subsidiary.
- Derecognises the carrying amount of any non-controlling interests.
- Derecognises the cumulative translation differences recorded in equity.
- Recognises the fair value of the consideration received.
- Recognises the fair value of any investment retained.
- Recognises any surplus or deficit in profit or loss.
- Reclassifies the parent's share of components previously recognised in OCI to profit or loss or retained earnings, as appropriate, as would be required if the Group had directly disposed of the related assets or liabilities.

Non-controlling interests, presented as part of equity, represent the portion of a subsidiary's statement of profit and loss and net assets that is not held by the Group. Statement of profit and loss balance (including other comprehensive income ('OCI')) is attributed to the equity holders of the Holding Company and to the non-controlling interests basis the respective ownership interests and such balance is attributed even if this results in controlling interests having a deficit balance.

The Group treats transactions with non-controlling interests that do not result in a loss of control as transactions with equity owners of the group. Such a change in ownership interest results in an adjustment between the carrying amounts of the controlling and non-controlling interests to reflect their relative interests in the subsidiary. Any difference between the amount of the adjustment to non-controlling interests and any consideration paid or received is recognised within equity.

3. SIGNIFICANT ACCOUNTING POLICIES

a) Investments in associates and joint ventures

Associates

An associate is an entity over which the Group has significant influence. Significant influence is the power to participate in the financial and operating policy decisions of the investee, but is not control or joint control over those policies.

Joint ventures

Investments in joint arrangements are classified as either joint operations or joint ventures. The classification depends on the contractual rights and obligations of each investor, rather than the legal structure of the Joint arrangement. A joint venture is a type of joint arrangement whereby the parties that have joint control of the arrangement have rights to the net assets of the joint venture. Joint control is the contractually agreed sharing of control of an arrangement, which exists only when decisions about the relevant activities require unanimous consent of the parties sharing control.

The considerations made in determining whether significant influence or joint control are similar to those necessary to determine control over the subsidiaries.

The Group's investments in its associate and joint venture are accounted for using the equity method. Under the equity method, the investment in an associate or a joint venture is initially recognised at cost. The carrying amount of the investment is adjusted to recognise changes in the Group's share of net assets of the associate or joint venture since the acquisition date. Goodwill relating to the associate or joint venture is included in the carrying amount of the investment and is not tested for impairment individually.

The statement of profit and loss reflects the Group's share of the results of operations of the associate or joint venture. Any change in OCI of those investees is presented as part of the Group's OCI. In addition, when there has been a change recognised directly in the equity of the associate or joint venture, the Group recognises its share of any changes, when applicable, in the statement of changes in equity. Unrealised gains and losses resulting from transactions between the Group and the associate or joint venture are eliminated to the extent of the interest in the associate or joint venture.

If an entity's share of losses of an associate or a joint venture equals or exceeds its interest in the associate or joint venture (which includes any long term interest that, in substance, form part of the Group's net investment in the associate or joint venture), the entity discontinues recognising its share of further losses. Additional losses are recognised only to the extent that the Group has incurred legal or constructive obligations or made payments on behalf of the associate or joint venture. If the associate or joint venture subsequently reports profits, the entity resumes recognising its share of those profits only after its share of the profits equals the share of losses not recognised.

The aggregate of the Group's share of profit or loss of an associate and a joint venture is shown on the face of the statement of profit and loss.

Notes to the Consolidated Financial Statements (Contd.)

The financial statements of the associate or joint venture are prepared for the same reporting period as the Group. When necessary, adjustments are made to bring the accounting policies in line with those of the Group.

After application of the equity method, the Group determines whether it is necessary to recognise an impairment loss on its investment in its associate or joint venture. At each reporting date, the Group determines whether there is objective evidence that the investment in the associate or joint venture is impaired. If there is such evidence, the Group calculates the amount of impairment as the difference between the recoverable amount of the associate or joint venture and its carrying value and then recognises the loss as 'Share of profit of an associate and a joint venture' in the statement of profit or loss.

Upon loss of significant influence over the associate or joint control over the joint venture, the Group measures and recognises any retained investment at its fair value. Any difference between the carrying amount of the associate or joint venture upon loss of significant influence or joint control and the fair value of the retained investment and proceeds from disposal is recognised in statement of profit or loss.

With respect to investment in Joint operations, the Group recognises its direct right to the assets, liabilities, revenue and expenses of Joint operations and its share of any jointly held or incurred assets, liabilities, revenue and expenses. These have been incorporated in the consolidated financial statements under the appropriate headings.

b) Business combinations and goodwill

The Group applies the acquisition method in accounting for business combinations for the businesses which are not under common control. The cost of an acquisition is measured as the aggregate of the consideration transferred measured at acquisition date fair value and the amount of any non-controlling interests in the acquiree. For each business combination, the Group elects whether to measure the non-controlling interests in the acquiree at fair value or at the proportionate share of the acquiree's identifiable net assets. Acquisition-related costs are expensed as incurred.

At the acquisition date, the identifiable assets acquired and the liabilities assumed are recognised at their acquisition date fair values. For this purpose, the liabilities assumed include contingent liabilities representing present obligation and they are measured at their acquisition fair values irrespective of the fact that outflow of resources embodying economic benefits is not probable. However, the following assets and liabilities acquired in a business combination are measured at the basis indicated below:

- (i) Deferred tax assets or liabilities and the assets or liabilities related to employee benefit arrangements are recognised and measured in accordance with Ind AS 12 Income Tax and Ind AS 19 Employee Benefits respectively.
- (ii) Liabilities or equity instruments related to share based payment arrangements of the acquiree or share – based payments arrangements of the Group entered into to replace share-based payment arrangements of the acquiree are measured in accordance with Ind AS 102 Share-based Payments at the acquisition date.

(iii) Assets (or disposal groups) that are classified as held for sale in accordance with Ind AS 105 Non-current Assets Held for Sale and Discontinued Operations are measured in accordance with that standard.

(iv) Reacquired rights are measured at a value determined on the basis of the remaining contractual term of the related contract. Such valuation does not consider potential renewal of the reacquired right.

Any contingent consideration to be transferred by the acquirer is recognised at fair value at the acquisition date. Contingent consideration classified as an asset or liability that is a financial instrument and within the scope of Ind AS 109 Financial Instruments, is measured at fair value with changes in fair value recognised in profit or loss. If the contingent consideration is not within the scope of Ind AS 109, it is measured in accordance with the appropriate Ind AS. Contingent consideration that is classified as equity is not re-measured at subsequent reporting dates and subsequent its settlement is accounted for within equity.

When the Group acquires a business, it assesses the financial assets and liabilities assumed for appropriate classification and designation in accordance with the contractual terms, economic circumstances and pertinent conditions as at the acquisition date.

If the business combination is achieved in stages, any previously held equity interest is re-measured at its acquisition date fair value and any resulting gain or loss is recognised in profit or loss or OCI, as appropriate.

Goodwill is measured as excess of the aggregate of the fair value of the consideration transferred, the amount recognised for non-controlling interests and fair value of any previous interest held, over the fair value of the net of identifiable assets acquired and liabilities assumed. If the fair value of the net assets acquired is in excess of the aggregate consideration transferred, the Group reassesses whether it has correctly identified all of the assets acquired and all of the liabilities assumed and reviews the procedures used to measure the amounts to be recognised at the acquisition date. If the reassessment still results in an excess of the fair value of net assets acquired over the aggregate consideration transferred, then the gain is recognised in OCI and accumulated in equity as capital reserve. However, if there is no clear evidence of bargain purchase, the entity recognises the gain directly in equity as capital reserve, without routing the same through other comprehensive income.

After initial recognition, goodwill is measured at cost less any accumulated impairment losses. For the purpose of impairment testing, goodwill acquired in a business combination is, from the acquisition date, allocated to each of the Group's cash-generating units that are expected to benefit from the combination, irrespective of whether other assets or liabilities of the acquiree are assigned to those units.

A cash generating unit to which goodwill has been allocated is tested for impairment annually, or more frequently when there is an indication that the unit may be impaired. If the recoverable amount of the cash generating unit is less than

its carrying amount, the impairment loss is allocated first to reduce the carrying amount of any goodwill allocated to the unit and then to the other assets of the unit pro rata based on the carrying amount of each asset in the unit. Any impairment loss for goodwill is recognised in profit or loss. An impairment loss recognised for goodwill is not reversed in subsequent periods.

Where goodwill has been allocated to a cash-generating unit and part of the operation within that unit is disposed of, the goodwill associated with the disposed operation is included in the carrying amount of the operation when determining the gain or loss on disposal. Goodwill disposed in these circumstances is measured based on the relative values of the disposed operation and the portion of the cash-generating unit retained.

If the initial accounting for a business combination is incomplete by the end of the reporting period in which the combination occurs, the Group reports provisional amounts for the items for which the accounting is incomplete. Those provisional amounts are adjusted through goodwill during the measurement period, or additional assets or liabilities are recognised, to reflect new information obtained about facts and circumstances that existed at the acquisition date that, if known, would have affected the amounts recognized at that date. These adjustments are called as measurement period adjustments. The measurement period does not exceed one year from the acquisition date.

Business combinations under common control

Business combinations involving entities or businesses under common control have been accounted for using the pooling of interest method. The assets and liabilities of the combining entities are reflected at their carrying amounts. No adjustments have been made to reflect fair values, or to recognise any new assets or liabilities.

Property acquisitions and business combinations

Where property is acquired, via corporate acquisitions or otherwise, management considers the substance of the assets and activities of the acquired entity in determining whether the acquisition represents the acquisition of a business.

Where such acquisitions are not judged to be an acquisition of a business, they are not treated as business combinations. Rather, the cost to acquire the corporate entity or assets and liabilities is allocated between the identifiable assets and liabilities (of the entity) based on their relative values at the acquisition date. Accordingly, no goodwill or deferred tax arises.

c) Current and non-current classification

The Group presents assets and liabilities in the balance sheet based on current/ non-current classification. An asset is treated as current when it is:

- Expected to be realised or intended to be sold or consumed in normal operating cycle;
- Held primarily for the purpose of trading;

- Expected to be realised within twelve months after the reporting period; or
- Cash or cash equivalent unless restricted from being exchanged or used to settle a liability for at least twelve months after the reporting period.

All other assets are classified as non-current.

A liability is current when:

- It is expected to be settled in normal operating cycle;
- It is held primarily for the purpose of trading;
- It is due to be settled within twelve months after the reporting period; or
- There is no unconditional right to defer the settlement of the liability for at least twelve months after the reporting period.

The Group classifies all other liabilities as non-current.

Deferred tax assets and liabilities are classified as non-current assets and liabilities.

The operating cycle is the time between the acquisition of assets for processing and their realisation in cash and cash equivalents.

d) Property, plant and equipment

Recognition and initial measurement

Property, plant and equipment at their initial recognition are stated at their cost of acquisition. On transition to Ind AS, the Group had elected to measure all of its property, plant and equipment at the previous GAAP carrying value (deemed cost). The cost comprises purchase price, borrowing cost, if capitalization criteria are met and directly attributable cost of bringing the asset to its working condition for the intended use. Any trade discount and rebates are deducted in arriving at the purchase price. Subsequent costs are included in the asset's carrying amount or recognised as a separate asset, as appropriate, only when it is probable that incremental future economic benefits associated with the item will flow to the Group. When significant parts of plant and equipment are required to be replaced at intervals, the Group depreciates them separately based on their specific useful lives. Likewise, when a major inspection is performed, its cost is recognised in the carrying amount of the plant and equipment as a replacement if the recognition criteria are satisfied. Any remaining carrying amount of the cost of the previous inspection is derecognised. All other repair and maintenance costs are recognised in statement of profit and loss as incurred. The Group identifies and determines cost of each component/ part of the asset separately, if the component/ part have a cost which is significant to the total cost of the asset and has useful life that is materially different from that of the remaining asset.

The present value of the expected cost for the decommissioning of an asset after its use is included in the cost of the respective asset if the recognition criteria for a provision are met. The periodic unwinding of the discount is recognised in the statement of profit and loss as a finance cost.

Notes to the Consolidated Financial Statements (Contd.)

Subsequent measurement (depreciation and useful lives)

Property, plant and equipment are subsequently measured at cost net of accumulated depreciation and accumulated impairment losses, if any. Depreciation on property, plant and equipment is provided on a straight-line basis, over the estimated useful lives of the assets as follows:-

Asset category*	Estimated useful life (in years)	Estimated useful life as per Schedule II to the Companies Act, 2013 (in years)
Buildings	20 to 60	60
Plant and machinery	10 to 20	15
Computers and data processing units		
- Servers and networks	6	6
- Desktops, laptops and other devices	3	3
Furniture and fixtures	5 to 10	10
Office equipment	3 to 20	5
Air conditioners and coolers	5	5
Vehicles	8 to 10	8 to 10
Aircraft and helicopters	20	20

The Group, based on technical assessment made by technical expert and management estimate, depreciates certain items of buildings, plant and machinery, furniture and fixtures, office equipment over estimated useful lives which are different from the useful life prescribed in Schedule II to the Companies Act, 2013. The management believes that these estimated useful lives are realistic and reflect fair approximation of the period over which the assets are likely to be used.

*In case of assets pertaining to Golf and Club operations, the Group based on technical evaluation and management estimate, revised the useful life of the assets during the previous year as below:

Asset category*	Useful life (in years)
Buildings	20
Plant and machinery	10
Furniture and fixtures	5

The management believes that these estimated useful lives are realistic and reflect fair approximation of the period over which the assets are likely to be used.

The leasehold improvements are depreciated over the period of lease or life of asset whichever is less.

The residual values, useful lives and method of depreciation are reviewed at the end of each financial year and adjusted prospectively, if appropriate.

De-recognition

An item of property, plant and equipment and any significant part initially recognised is de-recognised upon disposal or when no future economic benefits are expected from its use or disposal. Any gain or loss arising on de-recognition of the asset (calculated as the difference between the net disposal proceeds and the carrying amount of the asset) is included in the income statement when the asset is de-recognised.

e) Capital work-in-progress and intangible assets under development

Capital work-in-progress and intangible assets under development represents expenditure incurred in respect of capital projects/ intangible assets under development and are carried at cost less accumulated impairment loss, if any. Cost includes land, related acquisition expenses, development/ construction costs, borrowing costs and other direct expenditure.

f) Investment properties

Recognition and initial measurement

Investment properties are properties held to earn rentals or for capital appreciation or both. Investment properties are measured initially at their cost of acquisition including transaction costs. On transition to Ind AS, the Group had elected to measure all of its investment properties at the previous GAAP carrying value (deemed cost). The cost comprises purchase price, borrowing cost, if capitalization criteria are met and directly attributable cost of bringing the asset to its working condition for the intended use. Any trade discount and rebates are deducted in arriving at the purchase price. When significant parts of the investment property are required to be replaced at intervals, the Group depreciates them separately based on their specific useful lives.

Property held under lease is classified as investment property when it is held to earn rentals or for capital appreciation or for both, rather than for sale in the ordinary course of business or for use in production or administrative functions.

Subsequent costs are included in the asset's carrying amount or recognised as a separate asset, as appropriate, only when it is probable that future economic benefits associated with the item will flow to the Group. All other repair and maintenance costs are recognised in statement of profit and loss as incurred.

The cost includes the cost of replacing parts and borrowing costs for long-term construction projects if the recognition criteria are met. When significant parts of the investment property are required to be replaced at intervals, the Group depreciates them separately based on their specific useful lives. All other repair and maintenance costs are recognised in profit or loss as incurred.

Transfers are made to (or from) investment property only when there is a change in use. For a transfer from investment property to owner-occupied property, the deemed cost for subsequent accounting is the fair value at the date of change in use.

Subsequent measurement (depreciation and useful lives)

Investment properties are subsequently measured at cost less accumulated depreciation and impairment losses, if any.

Depreciation on investment properties is provided on the straight-line method, over the useful lives of the assets are as follows:

Asset category*	Estimated useful life (in years)	Estimated useful life as per Schedule II to the Companies Act 2013, (in years), as amended
Buildings and related equipment	15 to 60	60
Furniture and fixtures	5 to 10	10
Estimated useful life of Leasehold land is over the period of lease.		

The group, based on technical assessment made by technical expert and management estimate, depreciates certain items of buildings and furniture and fixtures over estimated useful lives which are different from the useful life prescribed in Schedule II to the Companies Act, 2013. The management believes that these estimated useful lives are realistic and reflect fair approximation of the period over which the assets are likely to be used.

* Apart from all the assets, the Group has developed commercial space (in addition to automated multi-level car parking) over the land parcel received under the build, own, operate and transfer scheme of the public private partnership (as mentioned in the intangible assets policy below) which has been depreciated in the proportion in which the actual revenue received during the accounting year bears to the projected revenue from such assets till the end of concession period.

The residual values, useful lives and method of depreciation are reviewed at the end of each financial year and adjusted prospectively, if appropriate.

Though the Group measures investment property using cost based measurement, the fair value of investment property is disclosed in the notes. Fair values are determined based on an annual evaluation performed by an accredited external independent valuer applying a valuation model acceptable internationally.

De-recognition

Investment properties are de-recognised either when they have been disposed of or when they are permanently withdrawn from use and no future economic benefit is expected from their disposal. The difference between the net disposal proceeds and the carrying amount of the asset is recognised in statement of profit and loss in the period of de-recognition.

g) Intangible assets

Recognition and initial measurement

Intangible assets acquired separately are measured on initial recognition at cost. The cost of intangible assets acquired in a business combination is their fair value at the date of acquisition. On transition to Ind AS, the Group had elected to measure all of its intangible assets at the previous GAAP carrying value (deemed cost). The cost comprises purchase

price, borrowing cost if capitalization criteria are met and directly attributable cost of bringing the asset to its working condition for the intended use. Internally generated intangibles, excluding capitalised development costs, are not capitalised and the related expenditure is reflected in statement of profit and loss in the period in which the expenditure is incurred.

The Group has acquired exclusive usage rights for 30 years under the build, own, operate and transfer scheme in respect of properties developed as automated multi-level car parking and commercial space and classified them under the "Intangible Assets – Right under build, own, operate and transfer arrangement".

Subsequent measurement (amortisation)

Following initial recognition, intangible assets are carried at cost less accumulated amortisation and accumulated impairment losses, if any. The cost of capitalized software is amortized over a period of three to five years from the date of its acquisition.

The cost of usage rights is being amortised over the concession period in the proportion in which the actual revenue received during the accounting year bears to the projected revenue from such intangible assets till the end of concession period.

De-recognition

Gains or losses arising from de-recognition of an intangible asset are measured as the difference between the net disposal proceeds and the carrying amount of the asset and are recognised in the statement of profit or loss when the asset is de-recognised.

h) Inventories

- Land and plots other than area transferred to constructed properties at the commencement of construction are valued at lower of cost/ as re-valued on conversion to stock and net realisable value. Cost includes land (including development rights and land under agreement to purchase) acquisition cost, borrowing cost if inventorisation criteria are met, estimated internal development costs and external development charges and other directly attributable costs.
- Construction work-in-progress of constructed properties other than Special Economic Zone (SEZ) projects includes the cost of land (including development rights and land under agreements to purchase), internal development costs, external development charges, construction costs, overheads, borrowing cost if inventorisation criteria are met, development/ construction materials and is valued at lower of cost/ estimated cost and net realisable value.
- In case of SEZ projects, construction work-in-progress of constructed properties include internal development costs, external development charges, construction costs, overheads, borrowing cost, development/ construction materials and is valued at lower of cost/ estimated cost and net realisable value.
- Development rights represent amount paid under agreement to purchase land/ development rights and borrowing cost incurred by the Group to acquire irrevocable and exclusive

Notes to the Consolidated Financial Statements (Contd.)

licenses/ development rights in the identified land and constructed properties, the acquisition of which is either completed or is at an advanced stage. These are valued at lower cost and net realisable value.

- Construction/ development material is valued at lower of cost and net realisable value. Cost comprises of purchase price and other costs incurred in bringing the inventories to their present location and condition. Cost is determined on weighted average basis.

Cost is determined on weighted average basis.

- Stocks for maintenance and recreational facilities (including stores and spares) are valued at cost or net realisable value, whichever is lower. Cost of inventories is ascertained on a weighted average basis.
- Stock of food, grocery items, beverages, wine and liquor are valued at lower of cost or net realisable value. Cost comprises of cost of material including freight and other related incidental expenses and is determined on weighted average basis.
- In case of joint development/ collaboration agreements, involving barter transactions, revenue and cost are measured at the fair value of the goods or services rendered, adjusted by the amount of any cash or cash equivalents transferred. Where the fair value of the goods or services received cannot be measured reliably, the revenue and cost are measured at the fair value of the goods or services given up, adjusted by the amount of any cash or cash equivalents transferred.

Net realisable value is the estimated selling price in the ordinary course of business less estimated costs of completion and estimated costs of necessary to make the sale.

i) Revenue from contract or services with customer and other streams of revenue

Revenue from contracts with customers is recognised when control of the goods or services are transferred to the customer at an amount that reflects the consideration to which the Group expects to be entitled in exchange for those goods or services. The Group has generally concluded that it is the principal in its revenue arrangements because it typically controls the goods and services before transferring them to the customers.

The disclosures of significant accounting judgements, estimates and assumptions relating to revenue from contracts with customers are provided in note 3(ac).

i. Revenue from Contracts with Customers:

Pursuant to the application of Ind AS 115 - 'Revenue from Contracts with Customers' effective from 1 April 2018, the Group has applied following accounting policy for revenue recognition:

Revenue is measured at the fair value of the consideration received/ receivable, taking into account contractually defined terms of payment and excluding taxes or duties collected on behalf of the government and is net of rebates and discounts. The Group assesses its revenue arrangements against specific criteria to determine if it is acting as principal or agent.

The Group has concluded that it is acting as a principal in all of its revenue arrangements.

Revenue is recognised in the income statement to the extent that it is probable that the economic benefits will flow to the Group and the revenue and costs, if applicable, can be measured reliably.

The Group has applied five step model as per Ind AS 115 'Revenue from contracts with customers' to recognise revenue in the consolidated financial statements. The Group satisfies a performance obligation and recognises revenue over time, if one of the following criteria is met:

- a) The customer simultaneously receives and consumes the benefits provided by the Group's performance as the Group performs; or
- b) The Group's performance creates or enhances an asset that the customer controls as the asset is created or enhanced; or
- c) The Group's performance does not create an asset with an alternative use to the Group and the entity has an enforceable right to payment for performance completed to date.

For performance obligations where one of the above conditions are not met, revenue is recognised at the point in time at which the performance obligation is satisfied.

Revenue is recognised either at point of time and over a period of time based on various conditions as included in the contracts with customers.

Point of Time:

Revenue from real-estate projects

Revenue is recognised at a Point in Time w.r.t. sale of real estate units, including land, plots, apartments, commercial units, development rights as and when the control passes on to the customer which coincides with handing over of the possession to the customer.

Over a period of time:

Revenue is recognised over period of time for following stream of revenues:

Revenue from Co-development projects

Co-development projects where the Group is acting as contractor, revenue is recognised in accordance with the terms of the co-developer agreements. Under such contracts, assets created does not have an alternative use and Group has an enforceable right to payment. The estimated project cost includes construction cost, development and construction material, internal development cost, external development charges, borrowing cost and overheads of such project.

The estimates of the saleable area and costs are reviewed periodically and effect of any changes in such estimates is recognized in the period such changes are determined. However, when the total project cost is estimated to exceed total revenues from the project, the loss is recognized immediately.

Revenue from golf course operations

Income from golf operations, course capitation, sponsorship etc. is fixed and recognised as per the management agreement with the parties, as and when Group satisfies performance obligation by delivering the promised goods or services as per contractual agreed terms.

Maintenance income

Revenue in respect of maintenance services is recognised on an accrual basis, in accordance with the terms of the respective contract as and when the Group satisfies performance obligations by delivering the services as per contractual agreed terms.

Power supply

Revenue from power supply together with claims made on customers is recognised in terms of power purchase agreements entered into with the respective purchasers.

Other Service and operating income

- Subscription and non-refundable membership fee is recognised on proportionate basis over the period of the subscription/ membership.
- Revenue from hotel operations (including food and beverages) and related services is recognised net of discounts and sales related taxes in the period in which the services are rendered.
- Revenue from recreational activities and laundry income is recognized when the services are rendered.
- Income from forfeiture of properties and interest from customers under agreements to sell is accounted for on an accrual basis except in cases where ultimate collection is considered doubtful.

ii. Volume rebates and early payment rebates

The Group provides move in rebates/ early payment rebates/ down payment rebates to the customers. Rebates are offset against amounts payable by the customer and revenue to be recognised. To estimate the variable consideration for the expected future rebates, the Group estimates the expected value of rebates that are likely to be incurred in future and recognises the revenue net of rebates and recognises the refund liability for expected future rebates.

iii. Contract balances

Contract assets

A contract asset is the right to consideration in exchange for goods or services transferred to the customer. If the Group performs by transferring goods or services to a customer before the customer pays consideration or before payment is due, a contract asset is recognised for the earned consideration that is conditional.

Trade receivables

A receivable represents the Group's right to an amount of consideration that is unconditional (i.e., only the passage of time is required before payment of the consideration is due).

Refer to accounting policies of financial assets in section 3(v) Financial instruments - initial recognition and subsequent measurement.

Contract liabilities

A contract liability is the obligation to transfer goods or services to a customer for which the Group has received consideration (or an amount of consideration is due) from the customer. If a customer pays consideration before the Group transfers goods or services to the customer, a contract liability is recognised when the payment is made or the payment is due (whichever is earlier). Contract liabilities are recognised as revenue when the Group performs under the contract.

j) Cost of revenue

Cost of real estate projects

Cost of constructed properties other than SEZ projects, includes cost of land (including cost of development rights/ land under agreements to purchase), estimated internal development costs, external development charges, borrowing costs, overheads, construction costs and development/ construction materials, which is charged to the statement of profit and loss based on the revenue recognized as explained in accounting policy for revenue from real estate projects above, in consonance with the concept of matching costs and revenue.

Cost of SEZ projects

Cost of constructed properties includes estimated internal development costs, external development charges, overheads, borrowing cost, construction costs and development/ construction materials, which is charged to the statement of profit and loss based on the revenue recognized as explained in accounting policy for revenue from real estate SEZ projects above, in consonance with the concept of matching costs and revenue. Final adjustment is made on completion of the specific project.

Cost of land and plots

Cost of land and plots includes land (including development rights), acquisition cost, estimated internal development costs and external development charges, which is charged to the statement of profit and loss based on the percentage of land/ plotted area in respect of which revenue is recognised as explained in accounting policy for revenue from 'Sale of land and plots', in consonance with the concept of matching cost and revenue. Final adjustment is made on completion of the specific project.

Cost of development rights

Cost of development rights includes proportionate development rights cost, borrowing costs and other related cost, which is charged to statement of profit and loss as explained in accounting policy for revenue, in consonance with the concept of matching cost and revenue.

k) Borrowing costs

Borrowing costs directly attributable to the acquisition and/ or construction/ production of an asset that necessarily takes

Notes to the Consolidated Financial Statements (Contd.)

a substantial period of time to get ready for its intended use or sale are capitalised as part of the cost of the asset. All other borrowing costs are charged to the statement of profit and loss as incurred. Borrowing costs consist of interest and other costs that the Group incurs in connection with the borrowing of funds. Borrowing cost also includes exchange differences to the extent regarded as an adjustment to the borrowing costs.

l) Taxation

Current income tax

Tax expense recognized in statement of profit and loss comprises the sum of deferred tax and current tax except the ones recognized in other comprehensive income or directly in equity.

Current income tax assets and liabilities are measured at the amount expected to be recovered from or paid to the taxation authorities. Current tax is determined as the tax payable in respect of taxable income for the year and is computed in accordance with relevant tax regulations. Current income tax relating to items recognised outside profit or loss is recognised outside profit or loss (either in other comprehensive income or in equity). Current tax items are recognised in correlation to the underlying transaction either in OCI or directly in equity. Management periodically evaluates positions taken in the tax returns with respect to situations in which applicable tax regulations are subject to interpretation and establishes provisions where appropriate.

“Minimum Alternate Tax (MAT) paid in a year is charged to the statement of profit and loss as current tax for the year. The deferred tax asset is recognised for MAT credit available only to the extent that it is probable that the Group will pay normal income tax during the specified period, i.e., the period for which MAT credit is allowed to be carried forward. In the year in which the Group recognizes MAT credit as an asset, it is created by way of credit to the statement of profit and loss and shown as part of deferred tax asset. The Group reviews the “MAT credit entitlement” asset at each reporting date and writes down the asset to the extent that it is no longer probable that it will pay normal tax during the specified period.”

In the situations where one or more units/ undertaking in the Group are entitled to a tax holiday under the Income-tax Act, 1961, no deferred tax (asset or liability) is recognized in respect of temporary differences which reverse during the tax holiday period, to the extent the concerned entity's gross total income is subject to the deduction during the tax holiday period. Deferred tax in respect of temporary differences which reverse after the tax holiday period is recognized in the year in which the temporary differences originate. However, the Group restricts recognition of deferred tax assets to the extent it is probable that sufficient future taxable income will be available against which such deferred tax assets can be realized. For recognition of deferred taxes, the temporary differences which originate first are considered to reverse first.

Deferred tax

Deferred tax is provided using the liability method on temporary differences between the tax bases of assets and liabilities and

their carrying amounts for financial reporting purposes at the reporting date.

Deferred tax liabilities are recognised for all taxable temporary differences, except:

- When the deferred tax liability arises from the initial recognition of goodwill or an asset or liability in a transaction that is not a business combination and, at the time of the transaction, affects neither the accounting profit nor taxable profit or loss.
- In respect of taxable temporary differences associated with investments in subsidiaries, associates and interests in joint ventures, when the timing of the reversal of the temporary differences can be controlled and it is probable that the temporary differences will not reverse in the foreseeable future.

Deferred tax assets are recognised for all deductible temporary differences, the carry forward of unused tax credits and any unused tax losses. Deferred tax assets are recognised to the extent that it is probable that taxable profit will be available against which the deductible temporary differences and the carry forward of unused tax credits and unused tax losses can be utilised, except:

- When the deferred tax asset relating to the deductible temporary difference arises from the initial recognition of an asset or liability in a transaction that is not a business combination and at the time of the transaction, affects neither the accounting profit nor taxable profit or loss.
- In respect of deductible temporary differences associated with investments in subsidiaries, associates and interests in joint ventures, deferred tax assets are recognised only to the extent that it is probable that the temporary differences will reverse in the foreseeable future and taxable profit will be available against which the temporary differences can be utilised.

The carrying amount of deferred tax assets is reviewed at each reporting date and reduced to the extent that it is no longer probable that sufficient taxable profit will be available to allow all or part of the deferred tax asset to be utilised. Unrecognised deferred tax assets are re-assessed at each reporting date and are recognised to the extent that it has become probable that future taxable profits will allow the deferred tax asset to be recovered.

Deferred tax assets and liabilities are measured at the tax rates that are expected to apply in the year when the asset is realised or the liability is settled, based on tax rates (and tax laws) that have been enacted or substantively enacted at the reporting date. Deferred tax relating to items recognised outside statement of profit and loss is recognised outside statement of profit or loss (either in other comprehensive income or in equity). Deferred tax items are recognised in correlation to the underlying transaction either in OCI or directly in equity.

Deferred tax assets and deferred tax liabilities are offset if a legally enforceable right exists to set off current tax assets against current tax liabilities and the deferred taxes relate to the same taxable entity and the same taxation authority.

Sales/ value added taxes/ goods and services tax paid on acquisition of assets or on incurring expenses

Expenses and assets are recognised net of the amount of sales/ value added taxes/ goods and services tax paid, except:

- When the tax incurred on a purchase of assets or services is not recoverable from the taxation authority, in which case, the tax paid is recognised as part of the cost of acquisition of the asset or as part of the expense item, as applicable.
- When receivables and payables are stated with the amount of tax included.

The net amount of tax recoverable from, or payable to, the taxation authority is included as part of receivables or payables in the balance sheet.

m) Foreign currency transactions

Functional and presentation currency

The consolidated financial statements are presented in Indian Rupee ('INR' or '₹') which is also the functional and presentation currency of the parent company.

Transactions and balances

Foreign currency transactions are recorded in the functional currency, by applying the exchange rate between the functional currency and the foreign currency at the date of the transaction. However, for practical reasons, the group uses an average rate if the average approximates the actual rate at the date of the transaction.

Foreign currency monetary items outstanding at the balance sheet date are converted to functional currency using the closing rate. Non-monetary items denominated in a foreign currency which are carried at historical cost are reported using the exchange rate at the date of the transactions.

Non-monetary items measured at fair value in a foreign currency are translated using the exchange rates at the date when the fair value is determined. The gain or loss arising on translation of non-monetary items measured at fair value is treated in line with the recognition of the gain or loss on the change in fair value of the item (i.e. translation differences on items whose fair value gain or loss is recognised in OCI or profit or loss are also recognised in OCI or profit or loss, respectively).

Exchange differences arising on settlement of monetary items, or restatement as at reporting date, at rates different from those at which they were initially recorded, are recognized in the statement of profit and loss in the year in which they arise.

n) Retirement and other employee benefits

Provident fund

Retirement benefit in the form of provident fund is a defined benefit scheme. The Group makes contribution to statutory provident fund trust set up in accordance with the Employees' Provident Funds and Miscellaneous Provisions Act, 1952. The Group has to meet the interest shortfall, if any. Accordingly, the contribution paid or payable and the interest shortfall, if any, is

recognised as an expense in the period in which services are rendered by the employee. If the contribution payable to the scheme for service received before the balance sheet date exceeds the contribution already paid, the deficit payable to the scheme is recognized as a liability after deducting the contribution already paid. If the contribution already paid exceeds the contribution due for services received before the balance sheet date, then excess is recognized as an asset to the extent that the pre-payment will lead to, for example, a reduction in future payment or a cash refund.

Gratuity

Gratuity is a post-employment benefit and is in the nature of a defined benefit plan. The liability recognised in the balance sheet in respect of gratuity is the present value of the defined benefit/ obligation at the balance sheet date, together with adjustments for unrecognised actuarial gains or losses and past service costs. The defined benefit/ obligation is calculated at or near the balance sheet date by an independent actuary using the projected unit credit method. This is based on standard rates of inflation, salary growth rate and mortality. Discount factors are determined close to each year-end by reference to market yields on government bonds that have terms to maturity approximating the terms of the related liability. Service cost on the Group's defined benefit plan is included in employee benefits expense. Net interest expense on the net defined benefit liability is included in finance costs. Actuarial gains/ losses resulting from re-measurements of the liability are included in other comprehensive income in the period in which they occur and are not reclassified to profit or loss in subsequent periods.

Compensated absences

Liability in respect of compensated absences becoming due or expected to be availed within one year from the balance sheet date is recognised on the basis of discounted value of estimated amount required to be paid or estimated value of benefit expected to be availed by the employees. Liability in respect of compensated absences becoming due or expected to be availed more than one year after the balance sheet date is estimated on the basis of an actuarial valuation performed by an independent actuary using the projected unit credit method.

Actuarial gains and losses arising from past experience and changes in actuarial assumptions are charged to statement of profit and loss in the year in which such gains or losses are determined.

Short-term employee benefits

Expense in respect of short-term benefits is recognised on the basis of the amount paid or payable for the period during which services are rendered by the employee. Contribution made towards superannuation fund (funded by payments to Life Insurance Corporation of India) is charged to statement of profit and loss on accrual basis.

o) Share based payments

Employee Stock Option Plan

The cost of equity-settled transactions is determined by the fair value at the date when the grant is made using an

Notes to the Consolidated Financial Statements (Contd.)

appropriate valuation model. That cost is recognised, together with a corresponding increase in share based payment (SBP) reserves in equity, over the period in which the performance and/ or service conditions are fulfilled in employee benefits expense. The cumulative expense recognised for equity-settled transactions at each reporting date until the vesting date reflects the extent to which the vesting period has expired and the Group's best estimate of the number of equity instruments that will ultimately vest. The statement of profit and loss expense or credit for a period represents the movement in cumulative expense recognised as at the beginning and end of that period and is recognised in employee benefits expense. Upon exercise of share options, the proceeds received are allocated to share capital up to the par value of the shares issued with any excess being recorded as share premium.

Employee Shadow Option Scheme (cash settled options)

Fair value of cash settled options granted to employees under the Employee's Shadow Option Scheme is determined on the basis of excess of the average market price, during the month before the reporting date, over the exercise price of the shadow option. This fair value is expensed over the vesting period with recognition of a corresponding liability. The liability is re-measured to fair value at each reporting date up to and including the settlement date, with changes in fair value recognised in employee benefits expense over the vesting period.

p) Leases

The determination of whether an arrangement is (or contains) a lease is based on the substance of the arrangement at the inception of the lease. The arrangement is or contains, a lease if fulfilment of the arrangement is dependent on the use of a specific asset or assets and the arrangement conveys a right to use the asset or assets, even if that right is not explicitly specified in an arrangement.

Group as a lessee

A lease is classified at the inception date as a finance lease or an operating lease. A lease that transfers substantially all the risks and rewards incidental to ownership to the Group is classified as a finance lease.

Finance leases, which effectively transfer to the lessee substantially all the risks and benefits incidental to ownership of the leased item, are capitalised at the lower of the fair value and present value of the minimum lease payments at the inception of the lease term and disclosed as leased assets. Lease payments under such leases are apportioned between the finance charges and reduction of the lease liability based on the implicit rate of return. Finance charges are recognised in finance costs in the statement of profit and loss, unless they are directly attributable to qualifying assets in which case they are capitalized in accordance with the Group's general policy on the borrowing costs (See note 3(k)). Contingent rentals are recognised as expenses in the periods in which they are incurred. A leased assets are depreciated over the useful life of the asset. However, if there is no reasonable certainty that the Group will obtain the ownership by the end of lease term, capitalised leased assets are depreciated over the shorter of the estimated useful life of the asset or the lease term.

Assets acquired on leases where a significant portion of risk and rewards of ownership are retained by the lessor are classified as operating leases. Operating lease payments are recognised as an expense in the statement of profit and loss on a straight-line basis over the lease term.

Group as a lessor

Leases in which the Group does not transfer substantially all the risks and rewards of ownership of an asset are classified as operating leases. Rental income from operating lease is recognised on a straight-line basis over the term of the relevant lease except where scheduled increase in rent compensates the Group with expected inflationary costs. Initial direct costs incurred in negotiating and arranging an operating lease are added to the carrying amount of the leased asset and recognised over the lease term on the same basis as rental income. Contingent rents are recognised as revenue in the period in which they are earned. Fit-out rental income is recognised in the statement of profit and loss on accrual basis.

Leases are classified as finance leases when substantially all of the risks and rewards of ownership transfer from the Group to the lessee. Amounts due from lessees under finance leases are recorded as receivables at the Group's net investment in the leases. Finance lease income is allocated to accounting periods so as to reflect a constant periodic rate of return on the net investment outstanding in respect of the lease.

q) Fair value measurement

The Group measures financial instruments, such as, derivatives at fair value at each balance sheet date.

Fair value is the price that would be received to sell an asset or paid to transfer a liability in an orderly transaction between market participants at the measurement date. The fair value of an asset or a liability is measured using the assumptions that market participants would use when pricing the asset or liability, assuming that market participants act in their economic best interest. A fair value measurement of a non-financial asset takes into account a market participant's ability to generate economic benefits by using the asset in its highest and best use or by selling it to another market participant that would use the asset in its highest and best use.

The Group uses valuation techniques that are appropriate in the circumstances and for which sufficient data are available to measure fair value, maximising the use of relevant observable inputs and minimising the use of unobservable inputs.

All assets and liabilities for which fair value is measured or disclosed in the financial statements are categorised within the fair value hierarchy, described as follows, based on the lowest level input that is significant to the fair value measurement as a whole:

- Level 1 - Quoted (unadjusted) market prices in active markets for identical assets or liabilities;
- Level 2 - Valuation techniques for which the lowest level input that is significant to the fair value measurement is directly or indirectly observable; and
- Level 3 - Valuation techniques for which the lowest level input that is significant to the fair value measurement is unobservable.

For assets and liabilities that are recognised in the financial statements on a recurring basis, the Group determines whether transfers have occurred between levels in the hierarchy by re-assessing categorisation (based on the lowest level input that is significant to the fair value measurement as a whole) at the end of each reporting period.

External valuers are involved for valuation of significant assets, such as properties and unquoted financial assets and significant liabilities, such as contingent consideration. Involvement of external valuers is decided upon annually by the management. Valuers are selected based on market knowledge, reputation, independence and whether professional standards are maintained.

For the purpose of fair value disclosures, the Group has determined classes of assets and liabilities on the basis of the nature, characteristics and risks of the asset or liability and the level of the fair value hierarchy as explained above.

This note summarises accounting policy for fair value. Other fair value related disclosures are given in the relevant notes.

- Disclosures for valuation methods, significant estimates and assumptions (Note 5 and 38)
- Quantitative disclosures of fair value measurement hierarchy (Note 38)
- Investment in unquoted equity share (Note 9)
- Investment properties (Note 5)
- Financial instruments (including those carried at amortised cost) (Note 38 and 39)

r) Impairment of non-financial assets

At each reporting date, the Group assesses whether there is any indication based on internal/ external factors, that an asset may be impaired. If any such indication exists, the Group estimates the recoverable amount of the asset. An asset's recoverable amount is the higher of an asset's or cash-generating unit's (CGU) fair value less costs of disposal and its value in use. Recoverable amount is determined for an individual asset, unless the asset does not generate cash inflows that are largely independent of those from other assets or groups of assets. When the carrying amount of an asset or CGU exceeds its recoverable amount, the asset is considered impaired and is written down to its recoverable amount and the impairment loss is recognised in the statement of profit and loss.

In assessing value in use, the estimated future cash flows are discounted to their present value using a pre-tax discount rate that reflects current market assessments of the time value of money and the risks specific to the asset. In determining fair value less costs of disposal, recent market transactions are taken into account. If no such transactions can be identified, an appropriate valuation model is used. These calculations are corroborated by valuation multiples, quoted share prices for publicly traded companies or other available fair value indicators.

The Group bases its impairment calculation on detailed budgets and forecast calculation. These budgets and forecast

calculations generally cover a period of five years. For longer periods, a long term growth rate is calculated and applied to project future cash flows after the fifth year.

If, at the reporting date there is an indication that a previously assessed impairment loss no longer exists, the recoverable amount is reassessed and the asset is reflected at the recoverable amount. Impairment losses previously recognized are accordingly reversed in the statement of profit and loss.

s) Cash and cash equivalents

Cash and cash equivalent in the balance sheet comprise cash at banks and on hand and short-term deposits with an original maturity of three months or less, which are subject to an insignificant risk of changes in value.

For the purpose of the consolidated statement of cash flows, cash and cash equivalents consist of unrestricted cash and short-term deposits, as defined above, net of outstanding bank overdrafts as they are considered an integral part of the Group's cash management.

t) Cash dividend and non-cash distribution to equity holders

The Group recognises a liability to make cash or non-cash distributions to equity holders when the distribution is authorised and the distribution is no longer at the discretion of the Group. As per the corporate laws in India, a distribution is authorised when it is approved by the shareholders. A corresponding amount is recognised directly in equity.

Non-cash distributions are measured at the fair value of the assets to be distributed with fair value re-measurement recognised directly in equity.

Upon distribution of non-cash assets, any difference between the carrying amount of the liability and the carrying amount of the assets distributed is recognised in the statement of profit and loss.

u) Provisions, contingent assets and contingent liabilities

Provisions are recognized only when there is a present obligation (legal or constructive), as a result of past events and it is probable that an outflow of resources embodying economic benefits will be required to settle the obligation and when a reliable estimate of the amount of obligation can be made at the reporting date. Provisions are discounted to their present values, where the time value of money is material, using a current pre-tax rate that reflects, when appropriate, the risks specific to the liability. When discounting is used, the increase in the provision due to the passage of time is recognised as a finance cost.

When the Group expects some or all of a provision to be reimbursed, the reimbursement is recognised as a separate asset, but only when the reimbursement is virtually certain. The expense relating to a provision is presented in the statement of profit and loss net of any reimbursement.

Onerous contracts

If the Group has a contract that is onerous, the present obligation under the contract is recognised and measured as a provision. However, before a separate provision for an

Notes to the Consolidated Financial Statements (Contd.)

onerous contract is established, the Group recognises any impairment loss that has occurred on assets dedicated to that contract.

An onerous contract is a contract under which the unavoidable costs (i.e. the costs that the Group cannot avoid because it has the contract) of meeting the obligations under the contract exceed the economic benefits expected to be received under it. The unavoidable costs under a contract reflect the least net cost of exiting from the contract, which is the lower of the cost of fulfilling it and any compensation or penalties arising from failure to fulfil it.

These estimates are reviewed at each reporting date and adjusted to reflect the current best estimates.

Contingent liability is disclosed for:

- Possible obligations which will be confirmed only by future events not wholly within the control of the Group; or
- Present obligations arising from past events where it is not probable that an outflow of resources will be required to settle the obligation or a reliable estimate of the amount of the obligation cannot be made.

Contingent assets are neither recognised nor disclosed except when realisation of income is virtually certain, related asset is disclosed.

v) Financial instruments

A financial instrument is any contract that gives rise to a financial asset of one entity and a financial liability or equity instrument of another entity.

1) Financial Assets

Initial recognition and measurement

Financial assets are classified, at initial recognition, as subsequently measured at amortised cost, fair value through other comprehensive income (OCI) and fair value through profit or loss.

The classification of financial assets at initial recognition depends on the financial asset's contractual cash flow characteristics and the Group's business model for managing them. With the exception of trade receivables that do not contain a significant financing component or for which the Group has applied the practical expedient, the Group initially measures a financial asset at its fair value plus, in the case of a financial asset not at fair value through profit or loss, transaction costs. Trade receivables that do not contain a significant financing component or for which the Group has applied the practical expedient are measured at the transaction price determined under Ind AS 115. Refer to the accounting policies in section 3(i) 'Revenue from contracts with customers'.

In order for a financial asset to be classified and measured at amortised cost or fair value through OCI, it needs to give rise to cash flows that are 'solely payments of principal and interest (SPPI)' on the principal amount outstanding. This assessment is referred to as the SPPI test and is performed at an instrument level.

The Group's business model for managing financial assets refers to how it manages its financial assets in order to

generate cash flows. The business model determines whether cash flows will result from collecting contractual cash flows, selling the financial assets, or both.

Subsequent measurement

i. **Financial assets at amortised cost** – a financial asset is measured at the amortised cost if both the following conditions are met:

- The asset is held within a business model whose objective is to hold assets for collecting contractual cash flows; and
- Contractual terms of the asset give rise on specified dates to cash flows that are solely payments of principal and interest (SPPI) on the principal amount outstanding.

After initial measurement, such financial assets are subsequently measured at amortised cost using the effective interest rate (EIR) method.

ii. **Investments in equity instruments of joint ventures and associates** – Investments in equity instruments of joint ventures and associates are accounted for at cost in accordance with Ind AS 27 Separate Financial Statements.

iii. **Equity investments** – Investments in equity instruments which are held for trading are classified as at fair value through profit or loss (FVTPL). For all other equity instruments, the Group makes an irrevocable choice upon initial recognition, on an instrument by instrument basis, to classify the same either as at fair value through other comprehensive income (FVOCI) or fair value through profit or loss (FVTPL). Amounts presented in other comprehensive income are not subsequently transferred to profit or loss. However, the Group transfers the cumulative gain or loss within equity. Dividends on such investments are recognised in profit or loss unless the dividend clearly represents a recovery of part of the cost of the investment. Investments classified as FVOCI are disclosed in respective notes.

iv. **Investments in mutual funds** – Investment in mutual funds are measured at fair value through profit or loss (FVTPL).

De-recognition of financial assets

A financial asset (or where applicable, a part of a financial asset or part of a group of similar financial assets) is primarily de-recognised (i.e. removed from the Group's consolidated balance sheet) when:

- The rights to receive cash flows from the asset have expired, or
- The Group has transferred its rights to receive cash flows from the asset or has assumed an obligation to pay the received cash flows in full without material delay to a third party under a 'pass-through' arrangement; and either (a) the Group has transferred substantially all the risks and rewards of the asset, or (b) the Group has neither transferred nor

retained substantially all the risks and rewards of the asset, but has transferred control of the asset.

Continuing involvement that takes the form of a guarantee over the transferred asset is measured at the lower of the original carrying amount of the asset and the maximum amount of consideration that the group could be required to repay.

Impairment of financial assets

In accordance with Ind AS 109, the Group applies expected credit loss (ECL) model for measurement and recognition of impairment loss for financial assets.

ECL is the weighted average of difference between all contractual cash flows that are due to the Group in accordance with the contract and all the cash flows that the Group expects to receive, discounted at the original effective interest rate, with the respective risks of default occurring as the weights. When estimating the cash flows, the Group is required to consider:

- All contractual terms of the financial assets (including prepayment and extension) over the expected life of the assets.
- Cash flows from the sale of collateral held or other credit enhancements that are integral to the contractual terms.

(i) Trade receivables

In respect of trade receivables, the Group applies the simplified approach of Ind AS 109, which requires measurement of loss allowance at an amount equal to lifetime expected credit losses. Lifetime expected credit losses are the expected credit losses that result from all possible default events over the expected life of a financial instrument.

(ii) Other financial assets

In respect of its other financial assets, the Group assesses if the credit risk on those financial assets has increased significantly since initial recognition. If the credit risk has not increased significantly since initial recognition, the Group measures the loss allowance at an amount equal to 12-month expected credit losses, else at an amount equal to the lifetime expected credit losses.

When making this assessment, the Group uses the change in the risk of a default occurring over the expected life of the financial asset. To make that assessment, the Group compares the risk of a default occurring on the financial asset as at the balance sheet date with the risk of a default occurring on the financial asset as at the date of initial recognition and considers reasonable and supportable information, that is available without undue cost or effort, that is indicative of significant increases in credit risk since initial recognition. The Group assumes that the credit risk on a financial asset has not increased significantly since initial recognition if the financial asset is determined to have low credit risk at the balance sheet date.

2) Non-derivative financial liabilities

Initial recognition and measurement

Financial liabilities are classified at initial recognition, as financial liabilities at fair value through profit or loss, loans

and borrowings and payables, net of directly attributable transaction costs.

The Group's financial liabilities include trade and other payables, security deposits, loans and borrowings and other financial liabilities including bank overdrafts and financial guarantee contracts.

Subsequent measurement

Subsequent to initial recognition, the measurement of financial liabilities depends on their classification, as described below:

Loans and borrowings

After initial recognition, interest-bearing loans and borrowings are subsequently measured at amortised cost using the EIR method. Gains and losses are recognised in profit or loss when the liabilities are de-recognised as well as through the EIR amortisation process.

Amortised cost is calculated by taking into account any discount or premium on acquisition and fees or costs that are an integral part of the EIR. The EIR amortisation is included as finance costs in the statement of profit and loss.

3) Financial guarantee contracts

Financial guarantee contracts are those contracts that require a payment to be made to reimburse the holder for a loss it incurs because the specified party fails to make a payment when due in accordance with the terms of a debt instrument. Financial guarantee contracts are recognized as a financial liability at the time the guarantee is issued at fair value, adjusted for transaction costs that are directly attributable to the issuance of the guarantee. Subsequently, the liability is measured at the higher of the amount of expected loss allowance determined as per impairment requirements of Ind AS 109 and the amount recognised less cumulative amortization.

De-recognition of financial liabilities

A financial liability is de-recognised when the obligation under the liability is discharged or cancelled or expires. When an existing financial liability is replaced by another from the same lender on substantially different terms, or the terms of an existing liability are substantially modified, such an exchange or modification is treated as the de-recognition of the original liability and the recognition of a new liability. The difference in the respective carrying amounts is recognised in the statement of profit and loss.

4) Derivative financial instruments and hedge accounting

The Group holds derivative financial instruments to hedge its foreign currency exposure for underlying external commercial borrowings ('ECB'). Derivative financial instruments are accounted for at FVTPL except for derivatives designated as hedging instruments. To qualify for hedge accounting, the hedging relationship must meet conditions with respect to documentation, strategy and economic relationship of the hedged transaction. The Group has designated the changes in spot element of the derivative as hedging instrument to mitigate variability in cash flows associated with the foreign exchange risk of the said ECB. Such derivative financial instruments are initially recognised at fair value on the date on which a derivative contract is entered into and are subsequently

Notes to the Consolidated Financial Statements (Contd.)

re-measured at fair value. Derivatives are carried as financial assets when the fair value is positive and as financial liabilities when the fair value is negative.

The changes in fair value of the forward element of the derivative are recognised in other comprehensive income and are accumulated in 'Cash Flow Hedge Reserve'. The difference between forward and spot element at the date of designation of the hedging instrument is amortised over the period of the hedge. Hence, in each reporting period, the amortisation amount shall be reclassified from the separate component of equity to profit or loss as a reclassification adjustment. However, if hedge accounting is discontinued for the hedging relationship that includes the changes in forward element of the hedging instrument, the net amount (i.e. including cumulative amortisation) that has been accumulated in the separate component of equity shall be immediately reclassified into profit or loss as a reclassification adjustment.

5) Reclassification of financial assets

The Group determines classification of financial assets and liabilities on initial recognition. After initial recognition, no reclassification is made for financial assets which are equity instruments and financial liabilities. For financial assets which are debt instruments, a reclassification is made only if there is a change in the business model for managing those assets. Changes to the business model are expected to be infrequent. The Group's senior management determines change in the business model as a result of external or internal changes which are significant to the Group's operations. Such changes are evident to external parties. A change in the business model occurs when the Group either begins or ceases to perform an activity that is significant to its operations. If the Group reclassifies financial assets, it applies the reclassification prospectively from the reclassification date which is the first day of the immediately next reporting period following the change in business model. The Group does not restate any previously recognised gains, losses (including impairment gains or losses) or interest.

6) Offsetting of financial instruments

Financial assets and financial liabilities are offset and the net amount is reported in the balance sheet if there is a currently enforceable legal right to offset the recognised amounts and there is an intention to settle on a net basis, to realise the assets and settle the liabilities simultaneously.

w) Convertible instruments

Convertible instruments are separated into liability and equity components based on the terms of the contract.

On issuance of the convertible instruments, the fair value of the liability component is determined using a market rate for an equivalent non-convertible instrument. This amount is classified as a financial liability measured at amortised cost (net of transaction costs) until it is extinguished on conversion or redemption.

The remainder of the proceeds are allocated to the conversion option that is recognised and included in equity since conversion option meets Ind AS 32 criteria for fixed to fixed classification. Transaction costs are deducted from equity, net of associated income tax. The carrying amount of the conversion option is not remeasured in subsequent years.

Transaction costs are apportioned between the liability and equity components of the convertible instruments based on the allocation of proceeds to the liability and equity components when the instruments are initially recognised.

x) Non-current assets held for sale

The Group classifies non-current assets and disposal groups as held for sale if their carrying amounts will be recovered principally through a sale/ distribution rather than through continuing use. Actions required to complete the sale/ distribution should indicate that it is unlikely that significant changes to the sale will be made or that the decision to sell will be withdrawn. Management must be committed to the sale expected within one year from the date of classification.

For these purposes, sale transactions include exchanges of non-current assets for other non-current assets when the exchange has commercial substance. The criteria for held for sale classification is regarded met only when the assets or disposal group is available for immediate sale in its present condition, subject only to terms that are usual and customary for sales/ distribution of such assets (or disposal groups), its sale is highly probable; and it will genuinely be sold, not abandoned. The group treats sale of the asset or disposal group to be highly probable when:

- The appropriate level of management is committed to a plan to sell the asset,
- An active programme to locate a buyer and complete the plan has been initiated,
- The asset (or disposal group) is being actively marketed for sale at a price that is reasonable in relation to its current fair value,
- The sale is expected to qualify for recognition as a completed sale within one year from the date of classification, and
- Actions required to complete the plan indicate that it is unlikely that significant changes to the plan will be made or that the plan will be withdrawn.

Non-current assets held for sale/ for distribution to owners and disposal groups are measured at the lower of their carrying amount and the fair value less costs to sell. Assets and liabilities classified as held for sale are presented separately in the balance sheet.

Property, plant and equipment, investment property and intangible assets once classified as held for sale to owners are not depreciated or amortised.

y) Earnings per share

Basic earnings per share is calculated by dividing the net profit or loss for the period attributable to equity shareholders (after deducting attributable taxes) by the weighted average number of equity shares outstanding during the period. The weighted average number of equity shares outstanding during the period is adjusted for events as bonus issue, bonus element in a rights issue, share split and reverse share split (consolidation of shares) that have changed the number of equity shares outstanding, without a corresponding change in resources.

For the purpose of calculating diluted earnings per share, the net profit or loss for the period attributable to equity shareholders and the weighted average number of shares outstanding during the period are adjusted for the effects of all dilutive potential equity shares.

z) Changes in accounting policies and disclosures

New and amended standards

The Group applied Ind AS 115 for the first time in the current year. The nature and effect of the changes as a result of adoption of these new accounting standards are described below and note 60.

Several other amendments and interpretations became applicable for the first time in March 2019, but did not have a material impact on the consolidated financial statements of the Group.

The Group has not early adopted any standards or amendments that have been issued but are not yet effective.

Ind AS 115 'Revenue from Contracts with Customers'

Ind AS 115 supersedes Ind AS 11 'Construction Contracts' and Ind AS 18 'Revenue' and it applies, with limited exceptions, to all revenue arising from contracts with customers. Ind AS 115 establishes a five-step model to account for revenue arising from contracts with customers and requires that revenue be recognised at an amount that reflects the consideration to which an entity expects to be entitled in exchange for transferring goods or services to a customer.

Ind AS 115 requires entities to exercise judgement, taking into consideration all of the relevant facts and circumstances when applying each step of the model to contracts with their customers. The standard also specifies the accounting for the incremental costs of obtaining a contract and the costs directly related to fulfilling a contract. In addition, the standard requires extensive disclosures.

The application of Ind AS 115 has impacted the Group's accounting for recognition of revenue from real estate projects. For certain real estate contracts where the Group was following Percentage of Completion method (POCM) as per the "Guidance Note on Real Estate Transactions", issued by Institute of Chartered Accountants of India, revenue has been recognized at a point in time in accordance with and pursuant to conditions specified in Ind AS 115 "Revenue from Contracts with Customers". However for other contracts, the Group continues to recognize revenue over the period of time. The Group has applied the modified retrospective approach to contracts that were not completed as of 1 April 2018. The Group elected to apply the standard to all contracts as at 1 April 2018. Therefore, the comparative information was not restated and continues to be reported under Ind AS 11 and Ind AS 18.

The cumulative effect of first time application of initially applying Ind AS 115 is recognised at the date of initial application as an adjustment to the opening balance of retained earnings as on 1 April 2018.

Refer note 60 for detailed disclosures as required under Ind AS 115 'Revenue from Contracts with Customers' on first time adoption.

Amendment to Ind AS 20 Government grant related to non-monetary asset

The amendment allows an entity to the option of recording non-monetary government grants at nominal amount and presenting government grants related to assets by deducting the grant from the carrying amount of asset. These amendments do not have any impact on the Group's consolidated financial statements.

Amendment to Ind AS 38 Intangible asset acquired free of charge

The amendment clarifies that in some cases, an intangible asset may be acquired free of charge, or for nominal consideration, by way of a government grant. The amendment also clarifies that revaluation model can be applied for asset which is received as government grant and measured at nominal value. These amendments do not have any impact on the Group's consolidated financial statements.

Appendix B to Ind AS 21 Foreign Currency Transactions and Advance Considerations

The appendix clarifies that, in determining the spot exchange rate to use on initial recognition of the related asset, expense or income (or part of it) on the derecognition of a non-monetary asset or non-monetary liability relating to advance consideration, the date of the transaction is the date on which an entity initially recognises the non-monetary asset or non-monetary liability arising from the advance consideration. If there are multiple payments or receipts in advance, then the entity must determine the date of the transactions for each payment or receipt of advance consideration. Since Group current practice is in line with the clarifications issued, there is no material effect on its consolidated financial statements.

Amendments to Ind AS 40 Transfers of Investment Property

The amendments clarify when an entity should transfer property, including property under construction or development into, or out of investment property. The amendments state that a change in use occurs when the property meets, or ceases to meet, the definition of investment property and there is evidence of the change in use. A mere change in management's intentions for the use of a property does not provide evidence of a change in use. Since Group's current practice is in line with the clarifications issued, there is no material effect on consolidated financial statements.

Amendments to Ind AS 12 Recognition of Deferred Tax Assets for Unrealised Losses

The amendments clarify that an entity needs to consider whether tax law restricts the sources of taxable profits against which it may make deductions on the reversal of that deductible temporary difference. Furthermore, the amendments provide guidance on how an entity should determine future taxable profits and explain the circumstances in which taxable profit may include the recovery of some assets for more than their carrying amount.

Entities are required to apply the amendments retrospectively. On initial application of the amendments, the change in the opening equity of the earliest comparative period may be recognised in opening retained earnings (or in another

Notes to the Consolidated Financial Statements (Contd.)

component of equity, as appropriate), without allocating the change between opening retained earnings and other components of equity.

Since Group's current practice is in line with the clarifications issued, there is no material effect on the consolidated financial statements.

Ind AS 28 Investments in Associates and Joint Ventures - Clarification that measuring investees at fair value through profit or loss is an investment-by-investment choice

Since Group's current practice is in line with the clarifications issued, there is no material effect on the consolidated financial statements.

Amendments to Ind AS 112 Disclosure of Interests in Other Entities:

The amendments clarified that the disclosure requirements in Ind AS 112, other than those in paragraphs B10-B16, apply to an entity's interest in a joint venture or an associate (or a portion of its interest in a joint venture or an associate) that is classified (or included in a disposal group that is classified) as held for sale.

Since Group's current practice is in line with the clarifications issued, there is no material effect on the consolidated financial statements.

aa) Significant management judgement in applying accounting policies and estimation uncertainty

The preparation of the Group's financial statements requires management to make judgements, estimates and assumptions that affect the reported amounts of revenues, expenses, assets and liabilities, the related disclosures and the disclosure of contingent liabilities. Uncertainty about these assumptions and estimates could result in outcomes that require a material adjustment to the carrying amount of assets or liabilities affected in future periods.

Significant management judgements

The following are significant management judgements in applying the accounting policies of the Group that have the most significant effect on the financial statements.

Consolidation and joint arrangements - The Group has determined that it controls and consolidates the subsidiaries in which it owns a majority of the shares. The Group has determined that it has joint control over the investee and the ownership is shared with the other owners. These investments are joint arrangements.

The joint arrangements are separately incorporated. The Group has, after considering the structure and form of the arrangement, the terms agreed by the parties in the contractual arrangement and the Group's rights and obligations arising from the arrangement, classified its interest as joint ventures under Ind AS 111 Joint Arrangements. As a consequence, it accounts for its investments using the equity method.

For some companies where Group hold even majority of the shares, due to terms and conditions of the Share Purchase and Shareholder's Agreement, such companies have been treated as joint venture.

Classification of leases - The Group enters into leasing arrangements for various assets. The classification of the leasing arrangement as a finance lease or operating lease is based on an assessment of several factors, including, but not limited to, transfer of ownership of leased asset at end of lease term, lessee's option to purchase and estimated certainty of exercise of such option, proportion of lease term to the asset's economic life, proportion of present value of minimum lease payments to fair value of leased asset and extent of specialized nature of the leased asset. The Group has also factored in overall time period of rent agreements to arrive at lease period to recognise rental income on straight line basis.

Provisions - At each balance sheet date basis the management judgment, changes in facts and legal aspects, the Group assesses the requirement of provisions against the outstanding contingent liabilities. However the actual future outcome may be different from this judgement.

Recognition of deferred tax assets - The extent to which deferred tax assets can be recognized is based on an assessment of the probability of the future taxable income against which the deferred tax assets can be utilized.

Evaluation of indicators for impairment of assets - The evaluation of applicability of indicators of impairment of assets requires assessment of several external and internal factors which could result in deterioration of recoverable amount of the assets.

Impairment of financial assets - At each balance sheet date, based on historical default rates observed over expected life, the management assesses the expected credit loss on outstanding financial assets.

Revenue from contracts with customers - The Group has applied judgements that significantly affect the determination of the amount and timing of revenue from contracts with customers:

Significant estimates

The key assumptions concerning the future and other key sources of estimation uncertainty at the reporting date, that have a significant risk of causing a material adjustment to the carrying amounts of assets and liabilities, are described below. The Group based its assumptions and estimates on parameters available when the consolidated financial statements were prepared. Existing circumstances and assumptions about future developments, however, may change due to market changes or circumstances arising that are beyond the control of the Group. Such changes are reflected in the assumptions when they occur.

Net realizable value of inventory - The determination of net realisable value of inventory involves estimates based on prevailing market conditions, current prices and expected date of commencement and completion of the project, the estimated future selling price, cost to complete projects and selling cost. The Group also involves specialist to perform valuations of inventories, wherever required.

Defined benefit obligation (DBO) - Management's estimate of the DBO is based on a number of critical underlying assumptions such as standard rates of inflation, mortality,

discount rate and anticipation of future salary increases. Variation in these assumptions may significantly impact the DBO amount and the annual defined benefit expenses.

Fair value measurement disclosures - Management applies valuation techniques to determine the fair value of financial instruments (where active market quotes are not available). This involves developing estimates and assumptions consistent with how market participants would price the instrument.

Useful lives of depreciable/ amortisable assets - Management reviews its estimate of the useful lives of depreciable/ amortisable assets at each reporting date, based on the expected utility of the assets. Uncertainties in these estimates relate to technical and economic obsolescence that may change the utility of assets.

Valuation of investment property - Investment property is stated at cost. However, as per Ind AS 40 there is a requirement to disclose fair value as at the balance sheet date. The Group engaged independent valuation specialists to determine the fair value of its investment property as at reporting date.

The determination of the fair value of investment properties requires the use of estimates such as future cash flows from the assets (such as lettings, future revenue streams, capital values of fixtures and fittings, any environmental matters and the overall repair and condition of the property) and discount rates applicable to those assets. In addition, development risks (such as construction and letting risk) are also taken into consideration when determining the fair value of the properties under construction. These estimates are based on local market conditions existing at the balance sheet date.

Valuation of investment in joint ventures and associates - Investments in joint ventures and associates are carried at cost. At each balance sheet date, the management assesses the indicators of impairment of such investments. This requires assessment of several external and internal factor including capitalisation rate, key assumption used in discounted cash flow models (such as revenue growth, unit price and discount rates) or sales comparison method which may affect the carrying value of investments in joint ventures and associates.

4A. PROPERTY, PLANT AND EQUIPMENT#

The changes in the carrying value of property, plant and equipment for the year ended 31 March 2019 are as follows:

Description	Gross block			Accumulated depreciation			Net block				
	1 April 2018	Additions	Disposals/ Adjustments	31 March 2019	1 April 2018	Additions	Disposals/ Adjustments	Assets held for Sale ^m	31 March 2019	31 March 2018	
Land	42,387.62	99.64	-	42,487.26	2.25	10.24	-	-	12.49	42,474.77	42,385.37
Buildings and related equipments	72,532.50	2,684.39	-	75,216.89	7,256.38	5,780.66	-	-	13,037.04	62,179.85	65,276.12
Plant and machinery	50,930.38	1,467.26	3,405.65	48,991.99	13,034.85	4,978.95	657.43	-	17,356.37	31,635.62	37,895.53
Furniture and fixtures	5,953.23	833.67	158.48	6,828.42	3,567.35	1,026.49	147.23	-	4,446.61	2,181.81	2,385.88
Office equipments	1,553.89	914.26	14.37	2,453.78	856.31	506.63	14.42	-	1,348.52	1,105.26	697.58
Vehicles	1,349.96	190.53	370.85	1,169.64	412.80	215.90	326.27	-	302.43	867.21	937.16
Leasehold improvements	1,913.15	626.60	-	2,539.75	1,385.59	104.30	-	-	1,489.89	1,049.86	527.56
Helicopter	6,029.54	-	-	6,029.54	1,248.98	415.95	-	-	1,664.93	4,364.61	4,780.56
Total	182,650.27	6,816.35	3,949.35	185,517.27	27,764.51	13,039.12	1,145.35	-	39,658.28	145,858.99	154,885.76

(` in lakhs)

The changes in the carrying value of property, plant and equipment for the year ended 31 March 2018 are as follows:

Description	Gross block			Accumulated depreciation			Net block				
	1 April 2017	Additions	Disposals/ Adjustments	31 March 2018	1 April 2017	Additions	Disposals/ Adjustments	Assets held for Sale ^m	31 March 2018	31 March 2017	
Land	29,934.47	12,552.79	99.64	42,387.62	1.50	0.75	-	-	2.25	42,385.37	29,932.97
Buildings and related equipments	96,609.47	36,176.49	60,253.46	72,532.50	4,388.71	5,522.91	2,655.24	-	7,256.38	65,276.12	92,220.76
Plant and machinery	113,370.15	64,937.92	127,354.83	50,930.38	23,011.46	11,033.17	20,987.53	22.25	13,034.85	37,895.53	90,358.69
Furniture and fixtures	6,667.18	1,002.82	1,716.77	5,953.23	2,658.18	1,663.05	753.88	-	3,567.35	2,385.88	4,009.00
Office equipments	2,180.42	921.27	1,547.80	1,553.89	908.48	370.58	422.75	-	856.31	697.58	1,271.94
Vehicles	2,303.85	419.25	1,373.14	1,349.96	837.82	344.39	769.41	-	412.80	937.16	1,466.03
Leasehold improvements	3,609.37	1,357.01	3,053.23	1,913.15	1,194.94	398.46	207.81	-	1,385.59	527.56	2,414.43
Helicopter	6,029.54	-	-	6,029.54	833.03	415.95	-	-	1,248.98	4,780.56	5,196.51
Total	260,704.45	117,367.55	195,398.87	182,650.27	33,834.12	19,749.26	25,796.62	22.25	27,764.51	154,885.76	226,870.33

(` in lakhs)

Property, plant and equipment have been pledged as security for borrowings, refer note 22 & 27 for details.

^ Please refer note 43.

m Refer note 57.

4B. CAPITAL WORK-IN-PROGRESS

The changes in the carrying value of capital work-in-progress for the year ended 31 March 2019 are as follows:

(` in lakhs)

Description	Gross block			
	1 April 2018	Additions	Disposals/ Adjustments	31 March 2019
Gross amount	13,732.82	2,634.36	6,075.65	10,291.53

The changes in the carrying value of capital work-in-progress for the year ended 31 March 2018 are as follows:

(` in lakhs)

Description	Gross block			
	1 April 2017	Additions	Disposals/ Adjustments	31 March 2018
Gross amount	15,276.38	10,042.47	11,586.03	13,732.82

(i) Contractual obligations

Refer note 48 for disclosure of contractual commitments for the acquisition of property, plant and equipment.

(ii) Capitalised borrowing cost

For borrowing cost capitalisation disclosure, refer note 33.

(iii) Capital work-in-progress

Capital work-in progress comprises expenditure for buildings, plant and machinery under course of construction and installation.

(iv) Reassessment of useful lives of assets

During the previous year, the Group has based on technical evaluation reassessed the remaining useful life of golf and club assets classified under building, plant and machinery. Due to this reassessment, useful lives have been reduced to 20 years.

5. INVESTMENT PROPERTIES*

The changes in the carrying value of investment properties for the period ended 31 March 2019 are as follows:

Description	Gross block			Accumulated depreciation			Net block			
	1 April 2018	Additions	Disposals/ Adjustments	31 March 2019	1 April 2018	Additions	Disposals/ Adjustments	Assets held for Sale**	31 March 2019	31 March 2018
Land [§]	190,440.12	45,360.82	-	188,189.53	1,363.15	595.56	-	1,958.71	-	189,076.97
Buildings and related equipments	292,188.85	1,392.20	831.41	107,732.28	16,876.20	8,148.23	72.77	15,367.28	9,584.38	98,147.90
Furniture and fixtures	1,066.65	240.13	1.06	544.23	519.26	116.90	2.04	252.94	381.18	163.05
Sub-total (A)	483,695.62	46,993.15	832.47	296,466.04	18,758.61	8,860.69	74.81	17,578.93	9,965.56	286,500.48
Capital work-in-progress (B)*	71,132.14	24,012.84	65.65	83,075.93	-	-	-	-	-	83,075.93
Total (A+B)	554,827.76	71,005.99	898.12	245,393.66	18,758.61	8,860.69	74.81	17,578.93	9,965.56	369,576.41

(` in lakhs)

The changes in the carrying value of investment properties for the year ended 31 March 2018 are as follows:

Description	Gross block			Accumulated depreciation			Net block			
	1 April 2017	Additions	Disposals/ Adjustments	31 March 2018	1 April 2017	Additions	Disposals/ Adjustments	Assets held for Sale**	31 March 2018	31 March 2017
Land [§]	302,801.06	10,406.50	106,758.25	190,440.12	-	1,363.15	-	-	1,363.15	189,076.97
Buildings and related equipments	1,524,071.41	50,568.35	1,282,450.91	292,188.85	71,945.14	30,762.83	85,831.77	-	16,876.20	275,312.65
Furniture and fixtures	10,375.77	52.98	9,362.10	1,066.65	4,922.23	978.06	5,381.03	-	519.26	547.39
Sub-total (A)	1,837,248.24	61,027.83	1,398,571.26	483,695.62	76,867.37	33,104.04	91,212.80	-	18,758.61	464,937.01
Capital work-in-progress (B)*	358,777.61	78,196.67	365,842.14	71,132.14	-	-	-	-	-	71,132.14
Total (A+B)	2,196,025.85	139,224.50	1,764,413.40	554,827.76	76,867.37	33,104.04	91,212.80	-	18,758.61	536,069.15

(` in lakhs)

Investment property has been pledged as security for borrowings, refer note 22 & 27 for details.

* Capital work-in progress comprises expenditure for building and related equipments under course of construction and installation.

^ Refer note 43(e)(i).

^^ Refer note 57.

\$ Includes leasehold land taken on long-term lease by the Group.

(i) **Contractual obligations**

Refer note 48(b) for disclosure of contractual commitments for the acquisition of investment properties.

(ii) **Capitalised borrowing cost**

For borrowing cost capitalisation disclosure, refer note 33.

(iii) **Amount recognised in profit and loss for investment properties**

(` in lakhs)

Particulars	31 March 2019	31 March 2018
Rental income	59,923.38	224,007.24
Less: Direct operating expenses generating rental income [®]	4,316.30	7,890.91
Profit from leasing of investment properties	55,607.08	216,116.33
Less: depreciation expense	8,860.69	33,104.04
Profit from leasing of investment properties after depreciation	46,746.39	183,012.29

[®] It includes advertisement and publicity, sales promotion, fee & taxes, ground rent, repair and maintenance, legal & professional, commission and brokerage.

(iv) **Leasing arrangements**

Certain investment properties are leased to tenants under long-term operating leases with rentals payable monthly. Refer note 58(b) for details on future minimum lease rentals.

(v) **Fair value**

(` in lakhs)

Particulars	31 March 2019	31 March 2018
Fair value	1,499,497.11	1,733,735.35

Fair value hierarchy and valuation technique

- The fair value of investment property has been determined by external, independent property valuers, having appropriate recognised professional qualification and recent experience in the location and category of the property being valued. A valuation model in accordance with that recommended by the international valuation standards committee had been applied. The Group obtains independent valuations for its investment properties annually and fair value measurement has been categorised as Level 3. The fair value has been arrived using discounted cash flow projections based on reliable estimates of future cash flows considering growth in rental of 3%-5%(31 March 2018: 3%-5%), long-term vacancy rate of 7.50%-9.50% (31 March 2018: 7.50%-9.50%) and discount rate of 11.50%.(31 March 2018: 11.50%).
- The Group ("Developer") has a land parcels which is notified Special Economic Zone ("SEZ") and classified under investment property. The Developer has partially developed the SEZ under the co-development agreement between the Group and DLF Assets Private Limited ("DAPL" or "the Co-developer"), one of the subsidiary company and transferred completed bare shell buildings to DAPL. Remaining portion of such land is under development. As per the co-developer agreement, the underneath the buildings has been given on long-term lease to DAPL. The management has assessed that the value of such SEZ land classified under investment property, based on the prevailing circle rates, is higher than the book value. However, given the above arrangement and restriction on the sale of land in a SEZ as described under SEZ Rules, 2006, the management considered carrying value aggregating ` 13,214.25 lakhs (31 March 2018: ` 13,214.25 lakhs) to be a reasonable estimate of its fair value.

Reconciliation of fair value:

(` in lakhs)

Opening balance as at 1 April 2018	1,733,735.35
Increase of Fair value	78,068.53
Decline in fair value	17,306.77
Transferred to Assets held for sale (refer note 57)	295,000.00
Closing balance as at 31 March 2019	1,499,497.11

Valuation models applied for valuation:

- Discounted cash flow method - net present value is determined based on projected cash flows discounted at an appropriate rate
- Sales comparable method - this method compares the price or price per unit area of similar properties being sold in the marketplace.

Notes to Consolidated Financial Statements (Contd.)

Most of the group companies have used the average of above mentioned methods to arrive at fair value except certain group companies wherein fair valuation has been determined based on rent capitalisation method and comparable market rate approach to arrive at fair value.

(` in lakhs)

6. GOODWILL*		
	Goodwill	Total
Balance as at 1 April 2017	101,095.81	101,095.81
Additions	-	-
Deletions (due to Cyber Group disinvestment)	179.46	179.46
Balance as at 31 March 2018	100,916.35	100,916.35
Additions	-	-
Deletions	-	-
Balance as at 31 March 2019	100,916.35	100,916.35

* Goodwill arising on account of consolidation.

(` in lakhs)

7. OTHER INTANGIBLES ASSETS			
	Softwares	Rights under build, own, operate and transfer project - on building, plant and machinery for commercial space constructed on leasehold land*	Total
Gross block			
Balance as at 1 April 2017	480.82	17,536.16	18,016.98
Additions	204.80	-	204.80
Disposals/ adjustments	348.80	-	348.80
Balance as at 31 March 2018	336.82	17,536.16	17,872.98
Additions	21.49	-	21.49
Disposals/ adjustments	-	-	-
Balance as at 31 March 2019	358.31	17,536.16	17,894.47
Accumulated amortisation			
Balance as at 1 April 2017	251.84	868.90	1,120.74
Charge for the year	81.95	462.43	544.38
Disposals/ adjustments for the year	149.34	-	149.34
Balance as at 31 March 2018	184.45	1,331.33	1,515.78
Charge for the year	65.64	497.95	563.59
Disposals/ adjustments for the year	-	-	-
Balance as at 31 March 2019	250.09	1,829.28	2,079.37
Net block as at 31 March 2018	152.37	16,204.83	16,357.20
Net block as at 31 March 2019	108.22	15,706.88	15,815.10

* Note: The Company has acquired exclusive usage rights for 30 years under the build, own, operate and transfer scheme in respect of properties developed as automated multi-level car parking and commercial space and classified them under the "Intangible Assets - Rights under build, own, operate and transfer arrangement" [refer note 3(g)].

(` in lakhs)

8. INVESTMENTS ACCOUNTED FOR USING THE EQUITY METHOD AND OTHER INVESTMENT IN JOINT VENTURES/ ASSOCIATES				
	Number of shares		Amount	
	As At 31 March 2019	As At 31 March 2018	As At 31 March 2019	As At 31 March 2018
A. Investments accounted for using the equity method[^]				
In Joint ventures (unquoted)				
In equity shares				
Aadarshini Real Estate Developers Private Limited [refer note 43(a)(i)]	50,000	-	12,781.06	-
Designplus Associates Services Private Limited	125,000	125,000	5,000.00	5,000.00
DLF Cyber City Developers Limited**	1,509,294,198	1,509,294,198	1,789,338.22	1,789,338.22
DLF Cyber City Developers Limited (B Class Equity)*	333,300,000	-	-	-

(` in lakhs)

8. INVESTMENTS ACCOUNTED FOR USING THE EQUITY METHOD AND OTHER INVESTMENT IN JOINT VENTURES/ ASSOCIATES (CONTD.)				
	Number of shares		Amount	
	As At 31 March 2019	As At 31 March 2018	As At 31 March 2019	As At 31 March 2018
DLF Gayatri Home Developers Private Limited	5,000	5,000	0.50	0.50
DLF Midtown Private Limited	11,241,547	11,241,547	5,024.02	39,865.02
DLF SBPL Developers Private Limited	5,000	5,000	0.50	0.50
DLF Urban Private Limited	4,640,093	4,640,093	2,048.30	13,551.30
Joyous Housing Limited (face value of ₹ 100/- each)	37,500	37,500	6,109.56	6,109.56
			1,820,302.16	1,853,865.10
Add: Profit share from joint ventures accounted through equity method			97,876.46	13,539.71
Sub total (A)			1,918,178.62	1,867,404.81
B. Investments in joint ventures (unquoted)^				
In equity shares				
Fairleaf Real Estate Private Limited (formerly YG Realty Private Limited)	750,100	750,100	75.01	75.01
In compulsorily convertible debentures^^				
Fairleaf Real Estate Private Limited (formerly YG Realty Private Limited) (face value of ₹ 1,000/- each)###	2,585,904	2,585,904	59,892.06	54,554.75
			59,967.07	54,629.76
Less: Loss share from joint ventures accounted through equity method			(6,438.00)	(7,462.86)
Sub total (B)			53,529.07	47,166.90
C. In Associates (unquoted)^				
In equity shares				
DLF Homes Panchkula Private Limited	24,669	24,669	9,250.80	9,250.80
In compulsorily convertible preference shares				
Arizona Globalservices Private Limited (face value of ` 100/- each)#	100,000,000	100,000,000	10,000.00	10,000.00
			19,250.80	19,250.80
Less: Loss share from associates accounted through equity method			(8,939.41)	(12,581.30)
Sub total (C)			10,311.39	6,669.50
D. Other investment in joint ventures/ associates (Equity)^				
In joint ventures (unquoted)				
In optionally convertible debentures^^				
DLF Midtown Private Limited###	96,041,694	96,041,694	37,405.45	32,688.31
DLF Urban Private Limited###	32,013,898	32,013,898	20,893.91	18,126.29
In compulsorily convertible debentures^^				
Aadarshini Real Estate Developers Private Limited [refer note 43 (a)(i)]§	181,918	-	46,501.88	
Sub total (D)			104,801.24	50,814.60
Grand total (A+B+C+D)			2,086,820.32	1,972,055.81

^ All equity shares, preference shares and debentures have face value ` 10/- each unless otherwise stated.

^^ These are measured at fair value through profit and loss ('FVTPL')

\$ 15% CCDs are convertible into equity shares having face value of ` 10/- each in the ratio of 1:1 upon expiry of 17 years from the date of issuance (i.e. 19 March 2019) or receipt of the occupancy and use certificate in relation to the entire project or at any time during the CCDs tenor as agreed mutually.

These compulsorily convertible preference shares are convertible at the option of investor. If converted (also considering the other terms and conditions of the arrangement) it will assure significant influence over Arizona Globalservices Private Limited by the Company. Hence, Arizona Globalservices Private Limited has been classified as an associate.

Notes to Consolidated Financial Statements (Contd.)

15% Series C OCDs are convertible into equity shares having face value of ` 10/- each in the ratio of 1:1 or redeemable at ` 10/- each prior to expiry of 12 years from the date of their issuance (i.e. 12 December 2015) with prior approval of the Board of Directors, however the Series C OCDs are mandatorily convertible after the expiry of 12 years from the date of issuance.

CCDs bears interest of 15%/ 14.75% are fully convertible into class B equity shares (ex voting rights) on 17th anniversary of the date of issue. Each CCD is convertible into Class-B equity shares at premium of ` 990/- per share.

* During the year, bonus shares have been issued by DLF Cyber City Developers Limited (DCCDL) (Class-B equity shares) as per below terms and conditions:

- Class-B equity shares shall not carry any voting rights;
- Holder of Class-B equity shares shall not receive any proceeds of any winding-up of liquidation of the Company;
- Holder of Class-B equity shares shall have the right to receive dividend only to the extent specifically approved/ recommended by the Board in the relevant Financial year; and
- These Class-B equity shares shall not stand pari-passu with the already existing equity shares issued by DCCDL, however these Class-B equity shares shall stand pari-passu to the Class-B equity shares to be issued, in future by DCCDL, if any, on account of conversion of existing 0.001% Class-B Compulsorily Convertible Preference shares of ` 10/- each ("Class-B CCPS") in terms of Class-B CCPS issued and allotted on 26 December 2017 by DCCDL.

** Refer note 43 (e)(ii).

(` in lakhs)

9. INVESTMENTS (NON-CURRENT)*				
	Number of shares		Amount	
	As At 31 March 2019	As At 31 March 2018	As At 31 March 2019	As At 31 March 2018
In equity instruments				
In other companies (quoted)*				
Shree Ram Urban Infrastructure Limited	-	401,584	-	148.59
Hubtown Limited	430,621	430,621	137.80	303.59
Sub total (A)			137.80	452.18
In other companies (unquoted)*				
Alankrit Estates Limited	3	3	0.07	0.05
Aricent Technologies (Holdings) Limited	810	810	1.03	-\$
Balaji Highways Holding Private Limited	51,000	51,000	-\$	-\$
Kirtimaan Builders Limited	2	2	0.29	0.37
HKR Tollways Limited	5,000	5,000	0.50	0.50
DLF Brands Private Limited	8,000,000	8,000,000	471.20	460.00
Hyma Developers Private Limited (formerly DLF Homes Kokapet Private Limited)	10,000	-	1.00	-
Northern India Theatres Private Limited (face value ₹ 100/- each)	90	90	-\$	0.09
Realest Builders and Services Private Limited	50,012	50,012	5.03	5.03
SKH Constructwell Private Limited	92,550	92,550	100.01	100.03
Prudent Management Strategies Private Limited	90,100	90,100	100.01	99.98
SKH Infrastructure Developers Private Limited	92,550	92,550	88.85	86.04
Ripple Infrastructure Private Limited	90,100	90,100	114.43	115.34
Luxurious Bus Seats Private Limited	98,250	98,250	192.57	198.33
Felicite Builders & Constructions Private Limited	200,000	203,000	20.00	20.30
Radiant Sheet Metal Components Private Limited	98,500	98,500	175.33	171.39
Carnoustie Management (India) Private Limited	40,000	40,000	103.20	103.20
Rapid Metrorail Gurgaon Limited	27,083	27,083	2.71	2.71
Ujagar Estates Limited	2	2	0.60	0.51
Zola Real Estate Private Limited	10,000	10,000	-\$	-\$
Sub total (B)			1,376.83	1,363.87
In other companies (unquoted)**				
Tulip Renewable Powertech Private Limited	3,233,500	3,033,500	113.49	95.55

(` in lakhs)

9. INVESTMENTS (NON-CURRENT)^ (CONTD.)				
	Number of shares		Amount	
	As At 31 March 2019	As At 31 March 2018	As At 31 March 2019	As At 31 March 2018
Clover Energy Private Limited	1,342,600	1,101,200	56.86	35.02
			170.35	130.57
Less: Assets included in disposal group classified as held for sale (refer note 57)			(170.35)	(73.09)
Sub total (C)			-	57.48
In mutual and other funds (unquoted)#				
Faering Capital India Evolving Fund	325,017	325,017	5,436.34	6,482.36
Faering Capital India Evolving Fund - II	250,000	250,000	3,275.30	2,785.00
Sub total (D)			8,711.64	9,267.36
Grand total (A+B+C+D)			10,226.27	11,140.89
Aggregate amount of book value and market value of quoted investments			137.80	452.18
Aggregate amount of unquoted investments			10,088.47	10,688.71

^ All equity shares are of ₹ 10/- each unless otherwise stated.

* All these investments are measured at fair value through other comprehensive income ('FVOCI').

These investments are measured at fair value through profit and loss ('FVTPL').

\$ These investments are measured at fair value with a minimal value and hence, rounded off to '₹ Nil'

These are measured at amortised cost.

(` in lakhs)

10. TRADE RECEIVABLES* [@]		
	Current	
	As At 31 March 2019	As At 31 March 2018
Trade receivables**	83,227.76	128,579.10
Break-up for security details:		
Trade receivables		
Secured, considered good	20,319.17	2,872.96
Unsecured, considered good	62,908.59	125,706.14
Trade Receivables - credit impaired	81,738.49	74,006.78
Total	164,966.25	202,585.88
Impairment Allowance (allowance for expected credit loss)		
Trade Receivables - credit impaired	81,738.49	74,006.78
Total Trade receivables	83,227.76	128,579.10

* Trade receivables are non-interest bearing and are generally on terms of 30 to 90 days.

[@] including ₹ 534.33 lakhs from contract with customers under Ind AS 115.

** Due from related party ₹ 9,923.75 lakhs (31 March 2018: ₹ 10,828.62 lakhs).

(` in lakhs)

11. LOANS				
(Unsecured, considered good unless otherwise stated)	Non-current		Current	
	As At 31 March 2019	As At 31 March 2018	As At 31 March 2019	As At 31 March 2018
Security deposits				
Secured	143.71	141.10	2.00	173.62
Unsecured				
Considered good	9,153.59	8,589.34	10,866.96	3,937.97
Credit impaired	4,784.13	4,784.13	2,192.00	1,875.00

Notes to Consolidated Financial Statements (Contd.)

(` in lakhs)

11. LOANS (CONTD.)				
(Unsecured, considered good unless otherwise stated)	Non-current		Current	
	As At 31 March 2019	As At 31 March 2018	As At 31 March 2019	As At 31 March 2018
Loans to joint ventures/ operations and associates [#]				
Considered good	18,957.84	21,782.11	81,875.47	119,960.49
Credit impaired	-	-	6,948.70	-
Due from Directors or entities in which key management personnel are interested	-	-	3,353.04	2,341.65
Loan to other parties				
Considered good	3,557.14	69.12	99,687.69	542.54
Credit impaired	4,371.38	7,577.03	11,693.03	11,356.93
Loan to employees	8.21	8.15	641.55	2,839.60
	40,976.00	42,950.98	217,260.44	143,027.80
Less: Allowance for expected credit loss	(9,155.51)	(12,361.16)	(20,833.73)	(13,231.93)
	31,820.49	30,589.82	196,426.71	129,795.87
Less: Assets included in disposal group classified as held for sale (refer note 57)	(2,356.17)	(2,638.02)	-	-
	29,464.32	27,951.80	196,426.71	129,795.87

Above loans carries interest at the rate of 10.00%-16.50% (31 March 2018: 11.50%-16.50%). These loans generates fixed interest income for the Company. The carrying value may be affected by change in credit risk of the party.

(` in lakhs)

12. OTHER FINANCIAL ASSETS				
12a. DERIVATIVE INSTRUMENTS				
	Non-current		Current	
	31 March 2019	31 March 2018	31 March 2019	31 March 2018
Derivative asset [refer note 41]	12,906.77	4,514.69	-	-
	12,906.77	4,514.69	-	-

(` in lakhs)

12b. OTHER FINANCIAL ASSETS				
(Unsecured, considered good unless otherwise stated)	Non-current		Current	
	As At 31 March 2019	As At 31 March 2018	As At 31 March 2019	As At 31 March 2018
Bank deposits for maturity more than 12 months	346.04	599.39	-	-
Unbilled receivables	-	-	1,777.72	176,781.81
Contract assets [@]	-	-	38,868.29	-
Advances recoverable in cash				
Secured	387.00	-	13,688.26	800.51
Unsecured				
Considered good [#]	12,426.18	13,848.50	14,822.23	57,344.05
Credit impaired	34,650.42	34,489.76	7,008.70	6,411.50
	47,809.64	48,937.65	76,165.20	241,337.87
Less: Allowance for expected credit loss	(34,650.42)	(34,489.76)	(7,008.70)	(6,411.50)
	13,159.22	14,447.89	69,156.50	234,926.37
Less: Assets included in disposal group classified as held for sale (refer note 57)	-	-	(487.04)	(14,804.88)
	13,159.22	14,447.89	68,669.46	220,121.49
Total 12 (a+b)	26,065.99	18,962.58	68,669.46	220,121.49

@ Contract assets as per Ind AS 115. Also refer note 60.

* Due from related party ₹ 26,693.25 lakhs (31 March 2018: ₹ Nil).

Due from related party ₹ 3,151.79 lakhs (31 March 2018: ₹ 3,449.14 lakhs).

(` in lakhs)

13. I) DEFERRED TAX ASSETS (NET)*#		
Deferred tax asset arising on account of:	As At 31 March 2019	As At 31 March 2018
Unabsorbed business losses, depreciation and amortisation	196,300.08	187,427.05
Impairment of financial and non-financial assets	12,940.73	12,971.75
Effect of adoption of new accounting standard, Ind AS 115@^	22,747.64	-
Employee benefits	648.37	664.59
Others	28.07	234.26
	232,664.89	201,297.64
Deferred tax liability arising on account of:		
Depreciation, amortisation and impairment	(2,504.47)	(2,847.84)
Investment in fair value instruments and financial assets measured at amortised cost (loans and deposits)	(9,976.98)	(9,271.35)
Others	(457.28)	(33.03)
	(12,938.73)	(12,152.22)
Tax credit (minimum alternative tax)	18,634.63	18,039.25
	238,360.79	207,184.67
Less: Assets included in disposal group classified as held for sale (refer note 57)	(668.87)	(15.07)
Net deferred tax assets	237,691.92	207,169.60

(` in lakhs)

13. II) DEFERRED TAX LIABILITIES (NET)		
Deferred tax liability arising on account of:	As At 31 March 2019	As At 31 March 2018
Depreciation, amortisation and impairment	7,740.38	8,004.65
Deduction claimed under section 24(b) of the of the Income-tax Act, 1961	9,445.29	9,876.46
Financial instruments measured at amortised cost	8,615.12	7,579.57
Fair value of equity instruments (including deferred tax on deemed gain on DCCDL group disinvestment)	405,974.78	406,406.16
Others	-	435.85
	431,775.57	432,302.69
Deferred tax asset arising on account of:		
Unabsorbed business losses, depreciation and amortisation	(196,669.17)	(158,433.64)
Impairment of financial and non-financial assets	(4,056.84)	(3,538.19)
Employee benefits	(1,452.66)	(1,431.79)
Derivative contracts	(2,912.66)	(3,060.60)
Effect of adoption of new accounting standard, Ind AS 115@^	(169,700.55)	-
	(374,791.88)	(166,464.22)
Tax credit (minimum alternative tax)	(13,009.77)	(14,823.07)
	43,973.92	251,015.40

(` in lakhs)

13. III) RECONCILIATION OF DEFERRED TAX ASSETS:		
Opening balance as of 1 April	(43,845.80)	435,809.64
Tax income/ (expense) during the year recognised in profit or loss	(16,871.51)	(374,262.90)
Adjustment on account of Cyber Group disinvestment	-	(105,033.25)
Deferred tax asset recognised as adjustment to retained earnings as of 1 April 2018 on account of adoption of Ind AS 115	255,058.98	-
Tax income/ (expense) during the year recognised in OCI	45.20	(344.22)
	194,386.87	(43,830.73)
Less: Assets included in disposal group classified as held for sale (refer note 57)	(668.87)	(15.07)
Closing balance as at 31 March	193,718.00	(43,845.80)

Deferred tax asset is recognized to the extent that it is probable that future taxable profits will be available against which the deductible temporary differences and carried forward tax losses can be utilised. Further tax losses are available for offset for maximum period of eight years from the incurrence of loss.

Notes to Consolidated Financial Statements (Contd.)

- * The asset of ₹ 31,644.40 lakhs (31 March 2018: ₹ 32,862.32 lakhs) recognized by the Company as 'MAT credit entitlement' represents that portion of MAT liability, which can be recovered and set off in subsequent years based on provisions of Section 115JAA of the Income-tax Act, 1961. The management, based on the present trend of profitability and also the future profitability projections, is of the view that there would be sufficient taxable income in foreseeable future, which will enable the Company to utilize MAT credit assets.
- ⊙ This represents deferred tax asset recognised on reversal of margin from retained earnings as of 1 April 2018 on account of adoption of Ind AS 115. (refer note 60). The deferred tax asset will be recovered as and when such margin will be recycled to statement of profit and loss. The Company believes there is reasonable certainty of recovery of such deferred tax asset as margins will be recognised in subsequent periods as and when revenue will be recorded based on transfer of control.
- ^ During the year, the Group has adopted Ind AS 115 'Revenue from Contracts with Customers' for the purpose of revenue recognition which has impacted the revenue recognition principles in respect of certain contracts where revenue was recognised based on Percentage of Completion Method ('PoCM') till 31 March 2018 (Refer note 60). However, for the purpose of tax computation under normal provisions, Company has continued to follow Percentage of Completion Method ('PoCM') basis of revenue recognition.

(` in lakhs)

MOVEMENT IN DEFERRED TAX ASSETS AND DEFERRED TAX LIABILITIES (NET)						
Particulars	1 April 2018	Recognised in Opening Reserve	Recognised in OCI	Transferred to Asset Held for Sale	Recognised in profit and loss	31 March 2019
Assets (net)						
Unabsorbed business losses, depreciation and amortisation	345,860.68	-	-	(668.87)	47,108.57	392,300.38
Effect of adoption of new accounting standard, Ind AS 115	-	255,058.98	-	-	(62,610.79)	192,448.19
Loans and other financial and non-financial assets	8,960.25	-	-	-	8,037.32	16,997.57
Derivative contracts	3,060.60	-	-	-	(147.94)	2,912.66
Employee benefits	2,096.38	-	49.12	-	(44.47)	2,101.03
Liabilities (net)						
Depreciation, amortisation and impairment	(10,852.49)	-	-	-	607.64	(10,244.85)
Deduction claimed under section 24(b) of the of the Income-tax Act, 1961	(9,876.46)	-	-	-	431.17	(9,445.29)
Loans and other financial and non-financial assets	(9,271.34)	-	-	-	(9,320.76)	(18,592.10)
Fair value of equity instruments (including deferred tax on deemed gain on DCCDL group disinvestment)	(406,406.16)	-	(3.92)	-	435.30	(405,974.78)
Others	(279.58)	-	-	-	(149.63)	(429.21)
Sub-total	(76,708.12)	255,058.98	45.20	(668.87)	(15,653.59)	162,073.60
Tax credit (minimum alternative tax)	32,862.32	-	-	-	(1,217.92)	31,644.40
Total	(43,845.80)	255,058.98	45.20	(668.87)	(16,871.51)	193,718.00

13. IV) The major components of income tax expense and the reconciliation of expense based on the domestic effective tax rate of at 34.944% (previous year: 34.608%) and the reported tax expense in profit or loss are as follows:

(` in lakhs)

a) Profit or loss section	As At 31 March 2019	As At 31 March 2018
Current tax (including earlier years)	10,865.83	58,042.07
Minimum alternate tax credit entitlement (including earlier years)	1,217.92	(31,323.79)
Deferred tax charge	15,653.59	405,586.69
Income tax expense reported in the statement of profit and loss	27,737.34	432,304.97
b) Other comprehensive income/ loss section		
Re-measurement (loss)/ gain on defined benefit plans	49.12	(2.11)
Net (loss)/ gain on fair value of FVTOCI equity instruments	(3.92)	326.87
Amortisation of forward element of forward contracts and recognition of changes in fair value of hedging instrument	-	(668.98)
Deferred tax charge (credit)	45.20	(344.22)

(` in lakhs)

c) Reconciliation of tax expense and the accounting profit multiplied by tax rate		
Accounting profit before income tax	64,564.76	861,546.46
At country's statutory income tax rate of 34.944% (31 March 2018: 34.608%)	22,561.51	298,164.00
Tax effect of amounts which are not deductible (taxable) in calculating taxable income:		
Exempted income (dividend and other permanent deductions)	(1,266.14)	(18,234.96)
Expenses disallowed	4,263.30	6,904.33
Tax impact for assets assessed under house property	(1,922.63)	(3,922.17)
FCTR reclass to statement of profit and loss	-	(8,305.92)
Tax on deemed income	1,922.23	1,883.37
Effect of change in tax rate/ different tax rates under various heads taxable under Income-tax Act, 1961	1,556.54	53,483.19
Deferred tax not recognised on unabsorbed losses and other items	22,040.93	102,402.27
Effect of adoption of new accounting standard, Ind AS 115	(12,334.27)	-
Tax relating to previous years	458.97	(1,595.47)
Tax on unrecognised losses of previous years	(2,619.63)	-
Others	(6,923.47)	1,526.34
	27,737.34	432,304.97

(` in lakhs)

14. NON-CURRENT TAX ASSETS (NET)		
	As At 31 March 2019	As At 31 March 2018
Advance income tax (net of provisions)	129,842.52	112,836.30
	129,842.52	112,836.30

(` in lakhs)

15. OTHER ASSETS				
	Non-current		Current	
	As At 31 March 2019	As At 31 March 2018	As At 31 March 2019	As At 31 March 2018
Advances recoverable in kind				
Secured	-	-	2,877.69	2,913.61
Unsecured				
Considered good#	77,142.65	73,457.16	46,925.44	86,798.07
Credit impaired	13,720.39	8,817.93	2,699.97	1,470.40
Deposit with statutory authorities under protest				
Considered good	68,820.90	65,808.55	123.59	-
Credit impaired	1,054.39	678.19	-	-
Balance with statutory authorities				
Considered good	6,738.92	10,564.17	29,953.91	28,336.43
Credit impaired	-	-	74.48	-
Capital advances	732.82	447.26	-	-
	168,210.07	159,773.26	82,655.08	119,518.51
Less: Impairment of non-financial assets	(14,774.78)	(9,496.12)	(2,774.45)	(1,470.40)
	153,435.29	150,277.14	79,880.63	118,048.11
Less: Assets included in disposal group classified as held for sale (refer note 57)	(2,146.87)	(2,206.87)	(2,651.17)	(4,153.24)
	151,288.42	148,070.27	77,229.46	113,894.87

Due from related party ₹ 1,460.67 lakhs (31 March 2018: ₹ 8,053.30 lakhs)

Notes to Consolidated Financial Statements (Contd.)

(` in lakhs)

16. INVENTORIES*		
(Lower of cost or net realisable value)	As At 31 March 2019	As At 31 March 2018
Land, plots, construction work-in-progress and construction material	1,789,298.50	1,564,133.87
Development rights	416,527.18	417,507.80
	2,205,825.68	1,981,641.67
Food and beverages	1,133.69	870.75
Stores and spares	4,046.48	2,273.07
	5,180.17	3,143.82
	2,211,005.85	1,984,785.49
Less: Assets included in disposal group classified as held for sale (refer note 57)	(10,150.84)	(9,493.49)
	2,200,855.01	1,975,292.00

For borrowing cost capitalisation disclosure, refer note 33.

* During the year ended 31 March 2019: ₹ 299.00 lakhs (31 March 2018: ₹ 72,397.65 lakhs) was recognised as expense for inventories carried at net realisable value.

(` in lakhs)

17. CURRENT INVESTMENTS				
	Number of shares		Amount	
	As At 31 March 2019	As At 31 March 2018	As At 31 March 2019	As At 31 March 2018
In equity instruments				
In other companies (quoted, unless otherwise stated)*				
EIH Limited	177,681	177,681	365.93	282.69
Reliance Communications Limited	80,000	80,000	3.32	17.40
Reliance Power Limited	228,633	228,633	25.95	82.54
IL&FS Investment Managers Limited	375	375	0.02	0.06
Continental Construction Limited*	100	100	-	-
Ispat Profiles India Limited*	250	250	-	-
Usha India Limited*	120	120	-	-
Sub total (A)			395.22	382.69
In Mutual funds (quoted, unless otherwise stated) fully paid-up@				
Urban Infrastructure Opportunities Fund (unquoted)	10,908	10,908	1,654.42	3,003.63
Birla Sun Life Cash Plus	115,196	115,196	121.25	115.51
Ashmore India Opportunity Fund (Face Value ` 10/- each)	12,626,414	15,127,220	1,249.27	1,496.70
Aditya Birla Sun Life Cash Plus (Face Value ` 100/- each)	-	11,006,778	-	11,036.80
Aditya Birla Sun Life Enhanced Arbitrage Fund (Face Value ` 10/- each)	-	22,565,825	-	2,491.52
Axis Enhanced Arbitrage Fund (Face Value ` 10/- each)	-	45,728,919	-	4,998.45
Axis Liquid Fund (Face Value ` 1,000/- each)	-	402,633	-	4,030.18
DSP BlackRock Liquidity Fund (Face Value ` 1,000/- each)	-	907,674	-	9,085.21
Franklin India Treasury Management Accounts (Face Value ` 1,000/- each)	-	633,491	-	6,350.12
ICICI Prudential Equity Arbitrage Fund (Face Value ` 10/- each)	-	16,848,518	-	2,433.57
ICICI Prudential Money Market Fund (Face Value ` 100/- each)	-	4,996,903	-	5,007.04
Reliance Arbitrage Advantage Fund (Face Value ` 10/- each)	-	22,994,426	-	2,496.94
Reliance Liquid Fund-Cash Plan (Face Value ` 1,000/- each)	-	1,216,381	-	13,560.01
SBI Arbitrage Opportunity Fund (Face Value ` 10/- each)	-	70,584,672	-	9,987.10
SBI Premier Liquid Fund (Face Value ` 1,000/- each)	-	1,297,357	-	13,015.73
UTI Money Market Fund (Face Value ` 1,000/- each)	-	299,737	-	3,007.52
UTI Spread Fund (Face Value ` 10/- each)	-	44,745,787	-	7,459.57

(` in lakhs)

17. CURRENT INVESTMENTS (CONTD.)				
	Number of shares		Amount	
	As At 31 March 2019	As At 31 March 2018	As At 31 March 2019	As At 31 March 2018
Sub total (B)			3,024.94	99,575.60
Total(A+B)			3,420.16	99,958.29
Aggregate amount of book value and market value of quoted investments			1,765.74	96,954.66
Aggregate amount of book value and market value of unquoted investments			1,654.42	3,003.63
Aggregate amount of impairment in value of investments			-	-

* All these investments are measured at fair value through other comprehensive income ('FVOCI').

⊗ All these investments are measured at fair value through profit and loss ('FVTPL').

^ Rounded off to ` Nil.

(` in lakhs)

18. CASH AND CASH EQUIVALENTS		
	As At 31 March 2019	As At 31 March 2018
Cash in hand	150.84	79.84
Cheques in hand	-	414.60
Balances with banks in current accounts		
In current accounts with scheduled banks*	188,027.04	57,798.52
In current accounts with non-scheduled banks	-	1,092.13
Bank deposits with maturity less than 3 months	238,900.88	76,313.44
	427,078.76	135,698.53
Less: Assets included in disposal group classified as held for sale (refer note 57)	(261.43)	(74.25)
	426,817.33	135,624.28

Cash at banks earns interest at floating rates based on daily bank deposit rates. Short-term deposits are made for varying periods of between one day and three months, depending on the immediate cash requirements of the Company and earn interest at the respective short-term deposit rates.

* ₹ 2,550.60 lakhs (31 March 2018: ₹ 584.97 lakhs) held in escrow account for a project under Real Estate (Regulation and Development) Act, 2016 ("RERA"), The money can be utilised for payments of the specified projects.

(` in lakhs)

19. OTHER BANK BALANCES		
	As At 31 March 2019	As At 31 March 2018
Unpaid dividend accounts	620.00	367.38
Bank deposits		
Earmarked bank balances and bank deposits (i)	11,585.29	16,333.52
Bank deposits maturity for more than 3 months but less than 12 months (ii)	46,797.42	75,856.75
	59,002.71	92,557.65
Less: Assets included in disposal group classified as held for sale (refer note 57)	(283.22)	(388.85)
	58,719.49	92,168.80

(i) ₹ 2,358.38 lakhs (31 March 2018: ₹ 6,845.14 lakhs) represents restricted deposits, as these are pledged in lieu of the on going legal cases against the Company. The bank balances include the margin money amounting to ₹ 1,675.22 lakhs (31 March 2018: ₹ 1,235.15 lakhs) against the bank borrowings.

(ii) ₹ 13,779.51 lakhs (31 March 2018: ₹ 12,773.00 lakhs) represents restricted deposits under lien [refer note 48(C)(g)]

Notes to Consolidated Financial Statements (Contd.)

Net debt reconciliation

This section sets-out an analysis of net debt and the movements in net debt for each of the periods presented

(` in lakhs)

Particulars	As At 31 March 2019	As At 31 March 2018
Current borrowings	916,371.30	880,804.14
Non-current Borrowings (including current maturities)	805,874.85	868,275.40
Book overdraft	182.91	1,128.79
Less: Cash and cash equivalents	(426,817.33)	(135,624.28)
Less: Liquid investment	(3,420.16)	(99,958.29)
Net Debt	1,292,191.57	1,514,625.76

Changes in liabilities arising from financing activities

Net debt as on 31 March 2019

(` in lakhs)

Particulars	As on 1 April 2018	Cash flows	Foreign exchange adjustments	Other Non-cash Movement			As on 31 March 2019
				Transaction cost Adjustment	Cyber Group disinvestment	Fair value adjustment	
Non-current Borrowings (including current maturities)	868,275.40	(72,849.66)	5,333.33	5,115.78	-	-	805,874.85
Current borrowings	880,804.14	35,923.79	-	(356.63)	-	-	916,371.30
Total Borrowing	1,749,079.54	(36,925.87)	5,333.33	4,759.15	-	-	1,722,246.15
Less:							
Cash and cash equivalents (net of book overdraft)	(134,495.49)	(292,138.93)	-	-	-	-	(426,634.42)
Liquid investment	(99,958.29)	95,207.19	-	-	-	1,330.92	(3,420.16)
Net cash & cash equivalent	(234,453.78)	(196,931.73)	-	-	-	1,330.92	(430,054.58)
Net Debt	1,514,625.76	(233,857.61)	5,333.33	4,759.15	-	1,330.92	1,292,191.57

Net debt as on 31 March 2018

(` in lakhs)

Particulars	As on 1 April 2017	Cash flows	Foreign exchange adjustments	Other Non-cash Movement			As on 31 March 2018
				Transaction cost Adjustment	Cyber Group disinvestment	Fair value adjustment	
Non-current Borrowings (including current maturities)	2,579,420.36	(170,102.19)	324.66	15,947.02	(1,557,314.45)	-	868,275.40
Current borrowings	340,801.93	(271,047.96)	-	-	811,050.17	-	880,804.14
Total Borrowing	2,920,222.29	(441,150.15)	324.66	15,947.02	(746,264.28)	-	1,749,079.54
Less:							
Cash and cash equivalents (net of book overdraft)	(340,907.19)	206,411.70	-	-	-	-	(134,495.49)
Liquid investment	(5,173.27)	(96,169.39)	-	-	-	1,384.37	(99,958.29)
Net cash & cash equivalent	(346,080.46)	110,242.31	-	-	-	1,384.37	(234,453.78)
Net Debt	2,574,141.83	(330,907.83)	324.66	15,947.02	(746,264.28)	1,384.37	1,514,625.76

(` in lakhs)

20A. EQUITY SHARE CAPITAL		
	As At 31 March 2019	As At 31 March 2018
Authorised capital		
4,997,500,000 (31 March 2018: 4,997,500,000) equity shares of ₹ 2/- each	99,950.00	99,950.00
Issued and subscribed capital		
2,214,904,195 (31 March 2018: 1,791,749,275) equity shares of ₹ 2/- each	44,298.09	35,834.99
Paid-up capital		
2,207,221,948 (31 March 2018: 1,784,067,028) equity shares of ₹ 2/- each fully paid-up	44,144.44	35,681.34

a) Reconciliation of equity shares outstanding at the beginning and at the end of the year.

i) Authorised equity shares

	No. of shares	No. of shares
Balance at the beginning of the year	4,997,500,000	2,497,500,000
Increased during the year	-	2,500,000,000
Balance at the end of the year	4,997,500,000	4,997,500,000

During the year ended 31 March 2018, the authorised share capital was increased by ₹ 50,000 lakhs i.e. 2,500,000,000 equity shares of ₹ 2/- each.

ii) Issued equity shares

	As At 31 March 2019		As At 31 March 2018	
	No. of shares	(` in lakhs)	No. of shares	(` in lakhs)
Equity shares at the beginning of the year	1,791,749,275	35,834.99	1,791,685,337	35,833.71
Add: Shares allotted on exercise of Employees Stock Option Plan (ESOP)	408,084	8.16	63,938	1.28
Add: Shares allotted through Qualified Institutions Placement [refer note 59(a)]	173,000,000	3,460.00	-	-
Add: Shares allotted through conversion of Compulsorily Convertible Debentures [refer note 59(b)]	249,746,836	4,994.94	-	-
Equity shares at the end of the year	2,214,904,195	44,298.09	1,791,749,275	35,834.99

iii) Paid-up equity shares

	As At 31 March 2019		As At 31 March 2018	
	No. of shares	(` in lakhs)	No. of shares	(` in lakhs)
Equity shares at the beginning of the year	1,784,067,028	35,681.34	1,784,003,090	35,680.06
Add: Shares allotted on exercise of Employees Stock Option Plan (ESOP)	408,084	8.16	63,938	1.28
Add: Shares allotted through Qualified Institutions Placement [refer note 59(a)]	173,000,000	3,460.00	-	-
Add: Shares allotted through conversion of Compulsorily Convertible Debentures [refer note 59(b)]	249,746,836	4,994.94	-	-
Equity shares at the end of the year	2,207,221,948	44,144.44	1,784,067,028	35,681.34

b) Terms/ rights attached to equity shares

The Company has only one class of equity shares having a par value of ₹ 2/- per share. Each holder of equity share is entitled to one vote per share. The Company declares and pays dividends in Indian Rupees. The dividend proposed by the Board of Directors is subject to the approval of the shareholders in the ensuing Annual General Meeting.

In the event of liquidation of the Company, the holders of equity shares will be entitled to receive remaining assets of the Company, after distribution of all preferential amounts, if any. The distribution will be in proportion to the number of equity shares held by the shareholders.

For dividend related disclosure, refer note 40(b).

c) Shares held by holding company

	As At 31 March 2019		As At 31 March 2018	
	No. of shares	(` in lakhs)	No. of shares	(` in lakhs)
Out of equity issued by the Company, shares held by its holding company are as follows:				
Rajdhani Investments & Agencies Private Limited	1,226,307,091	24,526.14	964,680,080	19,293.60

d) Details of shareholders holding more than 5% shares in the Holding Company

	As At 31 March 2019		As At 31 March 2018	
	No. of shares	%age holding	No. of shares	%age holding
Equity shares of ₹ 2/- each fully paid-up				
Prem Traders LLP	-	-	90,059,200	5.05
Rajdhani Investments & Agencies Private Limited	1,226,307,091	55.56	964,680,080	54.07

Notes to Consolidated Financial Statements (Contd.)

e) Aggregate number of shares issued for consideration other than cash and shares bought-back during the period of five years immediately preceding the date 31 March 2019.

i) Shares issued under Employee Stock Option Plan (ESOP) during the financial year 2014-15 to 2018-19.

The Company has issued total 3,023,805 equity shares of ₹ 2/- each (during FY 2013-14 to 2017-18: 4,329,534 equity shares) during the period of five years immediately preceding 31 March 2019 on exercise of options granted under the Employee Stock Option Plan (ESOP).

ii) Shares issued through conversion of Compulsorily Convertible Debentures during the financial year 2018-19.

During the current year, the Company has issued 249,746,836 equity shares through conversion of Compulsorily Convertible Debentures.

f) Shares reserved for issue under options

For details of shares reserved for issue under the Employee Stock Option Plan (ESOP) of the Company, refer note 50.

For details of shares reserved for issue on conversion of Compulsorily Convertible Debentures, please refer note 59(b) related to terms of conversion/ redemption of debentures.

For details of share reserved for issue on conversion of warrants and CCDs, refer note 59.

(` in lakhs)

20B. PREFERENCE SHARE CAPITAL		
Authorised preference share capital	As At 31 March 2019	As At 31 March 2018
50,000 (31 March 2018: 50,000) cumulative redeemable preference shares of ₹ 100/- each	50.00	50.00
	50.00	50.00

(` in lakhs)

21. OTHER EQUITY		
	31 March 2019	31 March 2018
Share application money pending allotment	-	(0.00)
Reserves and surplus		
Capital reserve	2,739.83	49,354.02
Capital redemption reserve	1,579.39	1,579.39
Securities premium	1,928,754.70	1,083,926.24
General reserve	280,127.97	280,127.97
Debenture redemption reserve	15,524.99	21,831.24
Retained earnings	729,632.94	1,161,451.35
Equity component of compound financial instruments	3.74	3.74
Share options outstanding account	-	1,294.19
Forfeiture of shares	66.55	66.55
Equity component of compulsorily convertible debentures	282,425.00	825,000.00
Other comprehensive income		
FVOCI equity instruments (net of tax)	(2,355.43)	(2,216.00)
Cash flow hedge reserve (net of tax)	-	(2,066.08)
	3,238,499.68	3,420,352.61

Movement as per below:

Capital reserve

(` in lakhs)

	31 March 2019	31 March 2018
As per last balance sheet	49,354.02	235,399.13
Less/ Add: Group share of direct adjustment to equity by JVs	(46,614.19)	21,038.95
Less: Transfer from/ to retained earnings due to Deemed disposal [refer note 43(e)]	-	(207,084.06)
	2,739.83	49,354.02

Capital redemption reserve

	31 March 2019	31 March 2018
As per last balance sheet	1,579.39	49,922.15
Less: Transfer to retained earnings due to Deemed disposal [refer note 43(e)]	-	(48,342.76)
	1,579.39	1,579.39

Securities premium

(` in lakhs)

	31 March 2019	31 March 2018
As per last balance sheet	1,083,926.24	1,084,685.28
Add: Additions on ESOP exercised	1,294.19	(759.04)
Add: Premium on conversion of CCDs to equity shares (refer note 20)	537,580.04	-
Add: Issue of shares through Qualified Institutions Placement [refer note 59(a)]	305,954.23	-
	1,928,754.70	1,083,926.24

General reserve

As per last balance sheet	280,127.97	288,196.30
Less: Transfer to retained earnings due to Deemed disposal [refer note 43(e)]	-	(8,068.33)
	280,127.97	280,127.97

Debenture redemption reserve

As per last balance sheet	21,831.24	30,883.17
Less: Transfer to retained earnings due to Deemed disposal [refer note 43(e)]	-	(8,113.27)
Less: Amount transferred to statement of profit and loss	(6,306.25)	(938.66)
	15,524.99	21,831.24

Retained earnings

Statement of profit and loss		
As per last balance sheet	1,161,451.35	602,704.98
Adjustment on account of Ind AS 115 (net of tax) (refer note 60)	(554,279.48)	-
Net profit for the year	131,919.71	446,386.39
Other Comprehensive income	(184.40)	21.02
Total comprehensive income for the year	738,907.18	1,049,112.39
Add: Released to equity holders	-	7,695.13
Transfer from retained earnings due to Deemed disposal [refer note 43(e)]	-	366,806.29
Transfer from debenture redemption reserve	6,306.25	938.66
Minority Partners current account adjustment	3,694.39	-
Less: Equity dividend	(14,274.61)	(67,809.14)
Tax on equity dividend	(2,934.19)	(13,819.37)
Transfer from Cash flow hedge reserve	(2,066.08)	-
Buy back of shares	-	(181,472.61)
Total appropriations	(9,274.24)	112,338.96
Net surplus in statement of profit and loss	729,632.94	1,161,451.35

Equity component of compound financial instruments

As per last balance sheet	3.74	109,787.49
Less: Buy back of shares	-	(15,406.25)
Less: Transfer to retained earnings due to Deemed disposal [refer note 43(e)]	-	(94,377.50)
	3.74	3.74

Share options outstanding account

As per last balance sheet	1,294.19	1,313.19
Less: Transferred to share premium on ESOP exercised	(1,294.19)	(19.00)
	-	1,294.19

Forfeiture of shares	66.55	66.55
-----------------------------	--------------	--------------

Equity component of compulsorily convertible debentures

As per last balance sheet	825,000.00	-
Add: Equity component of compulsorily convertible debentures [refer note 59(b)]	-	825,000.00
Less: Conversion of CCDs to equity shares [refer note 20]	(4,994.96)	-
Less: Premium on conversion of CCDs to equity shares (refer note 20)	(537,580.04)	-
	282,425.00	825,000.00

Notes to Consolidated Financial Statements (Contd.)

Foreign currency translation reserve

(` in lakhs)

	31 March 2019	31 March 2018
As per last balance sheet	-	24,071.28
Released on account of merger [refer note 43(g)]	-	(24,071.28)
	-	-

Other Comprehensive Income

Cash flow hedge reserve (net of tax)		
As per last balance sheet	(2,066.08)	(3,330.13)
Add: Other Comprehensive Income for the year	-	1,264.05
Less: Transferred to retained earning	2,066.08	-
	-	(2,066.08)
FVOCI equity instruments (net of tax)		
As per last balance sheet	(2,216.00)	(2,096.18)
Add: Other Comprehensive Income for the year	(139.43)	(77.49)
Less: Transfer from/ to retained earnings due to Deemed disposal [refer note 43(e)]	-	(42.33)
Less: Transfer to retained earnings	(2,355.43)	(2,216.00)
Total reserves	3,238,499.68	3,420,352.61

Nature and purpose of other reserves

Capital reserve

Capital reserve was created under the previous GAAP (Indian GAAP) out of the profit earned from a specific transaction of capital nature. Capital reserve is not available for the distribution to the shareholders.

Capital redemption reserve

The same has been created in accordance with provision of the Act with respect to buy-back of equity shares from the market in earlier years.

Securities premium

Securities premium includes premium on issue of shares and issue of shares through conversion of Compulsorily Convertible Debentures. It will be utilised in accordance with the provisions of the Companies Act, 2013.

General reserve

Under the erstwhile Companies Act 1956, general reserve was created through an annual transfer of net income at a specified percentage in accordance with applicable regulations. The purpose of these transfers was to ensure that if a dividend distribution in a given year is more than 10% of the paid-up capital of the Company for that year, then the total dividend distribution is less than the total distributable results for that year. Consequent to introduction of Companies Act, 2013, the requirement to mandatorily transfer a specified percentage of the net profit to general reserve has been withdrawn. However, the amount previously transferred to the general reserve can be utilised only in accordance with the specific requirements of Companies Act, 2013

Debenture redemption reserve (DRR):

The Company has issued redeemable non-convertible debentures. Accordingly, the Company as per the provisions of the Companies (Share Capital and Debentures) Rules, 2014 (as amended), the Company to create DRR out of profits available for payment of dividend. DRR is required to be created for an amount which is equal to 25% of the value of debentures due for redemption. Though the DRR is required to be created over the life of debentures.

Retained Earnings

Represents surplus in statement of Profit and Loss.

Share option outstanding account

The reserve is used to recognise the grant date fair value of the options issued to employees under the Holding Company's Employee Stock Option Plan (refer note 50).

Forfeiture of shares

This reserve was created on forfeiture of shares by the Holding Company. The reserve is not available for the distribution to the shareholders.

Equity component of compulsorily convertible debentures

The Company had issued Compulsorily Convertible Debentures (CCDs) having coupon rate of 0.01%. This being compound financial instrument and accordingly represents equity component of CCDs on split of compound financial instrument. This will be converted to equity shares within 18 months of allotment [also refer note 59(b)].

FVOCI equity investments

The Company has elected to recognise changes in the fair value of certain investments in equity securities in other comprehensive income. These changes are accumulated within the FVOCI equity investments reserve within equity. The Company transferred amounts from these reserve to retained earning which the relevant equity securities are recognised.

Cash flow hedge reserve

The Company has taken a cross currency swap to hedge the foreign currency risk of foreign currency loan. To the extent hedge is effective, the change in fair value of hedging instrument is recognised in cash flow reserve.

(` in lakhs)

22. BORROWINGS				
	Non-current		Current Maturities	
	As At 31 March 2019	As At 31 March 2018	As At 31 March 2019	As At 31 March 2018
Secured				
10% Non-cumulative irredeemable debentures	0.90	0.90	-	-
Non-convertible redeemable debentures	34,290.98	68,430.33	34,445.13	40,681.84
Unsecured				
Non-convertible debentures	-	99,189.27	99,824.21	-
Secured				
Term loans				
Foreign currency loan				
From banks	87,456.87	124,596.67	45,086.81	31,977.38
Rupee loan				
From banks	132,544.65	138,831.11	46,122.60	43,951.37
From financial institutions	306,908.55	179,222.12	18,870.75	127,699.28
Vehicle loan from banks	233.34	284.50	87.54	72.17
Unsecured				
Loan from Related Parties	-	13,336.23	-	-
Loan from others	2.52	2.23	-	-
	561,437.81	623,893.36	244,437.04	244,382.04
Amount disclosed under other financial liabilities as "Current maturities of long-term borrowings" (refer note 24)	-	-	244,437.04	244,382.04
	561,437.81	623,893.36	-	-

Secured Borrowings:

Repayment terms and security disclosure for the outstanding long-term borrowings (excluding current maturities) as on 31 March 2019:

- Secured debentures - irredeemable, non-convertible debentures of ₹ 100/- each referred above to the extent of:**
₹ 0.90 lakhs (31 March 2018: ₹ 0.90 lakhs) are secured by floating charge on the assets, owned by the Group. Coupon rate of these debentures is 10%.
- Secured debentures - listed, redeemable, non-convertible debentures of ₹ 50,000,000 each referred above to the extent of:**
Non-convertible debentures of ₹ 34,290.98 lakhs (31 March 2018: ₹ 68,430.33 lakhs) are secured by way of pari passu charge on the immovable property situated at New Delhi, owned by the Group. Coupon rate of these debentures is 12.25% and the outstanding amount (excluding current maturities) is due for redemption on 11 August 2020.
- Foreign currency loan from banks:**
Foreign currency loan of ₹ 87,456.86 lakhs (31 March 2018: ₹ 124,596.67 lakhs) is secured by way of (i) Equitable mortgage of immovable property situated at New Delhi owned by the Group, and (ii) Pledge over the shareholding of subsidiary company owning the aforesaid immovable property. The outstanding amount (excluding current maturities) is repayable in 6 quarterly installments starting from April 2020.

Notes to Consolidated Financial Statements (Contd.)

d) Term loans from banks are secured by way of:

- (a) Term loan of ₹ Nil (31 March 2018: ₹ 4,898.35 lakhs) is secured by way of equitable mortgage of immovable properties situated at New Delhi, owned by the Company.
- (b) Term loans of ₹ 22,783.12 lakhs (31 March 2018: ₹ 24,970.24 lakhs) are secured by way of equitable mortgage of immovable properties situated at New Delhi owned by the Group. Further, there is charge on receivables pertaining to the aforesaid immovable properties owned by the Group on these loans. The outstanding amount (excluding current maturities) are repayable in 60 monthly installments starting from April 2020.
- (c) Term loan of ₹ 12,749.97 lakhs (31 March 2018: ₹ 12,850.56 lakhs) is secured by way of (i) equitable mortgage of immovable properties situated at Gurugram, owned by the Group, and (ii) Charge on receivables pertaining to the aforesaid immovable properties owned by the Group. The outstanding amount (excluding current maturities) is repayable in 76 monthly installments starting from April 2020.
- (d) Term loan of ₹ 18,822.33 lakhs (31 March 2018: ₹ Nil) is secured by way of (i) equitable mortgage of immovable properties situated at Kolkata, owned by the Group, and (ii) Charge on receivables pertaining to the aforesaid immovable properties owned by the Group. The outstanding amount (excluding current maturities) is repayable in 92 monthly installments starting from April 2020.
- (e) Term loan of ₹ Nil (31 March 2018: ₹ 3,327.11 lakhs) was secured by way of Equitable mortgage of immovable properties situated at Gurugram and Chennai, owned by the Group. Further, there is charge on receivables pertaining to the aforesaid immovable properties owned by the Group.
- (f) Term loan of ₹ 3,745.26 lakhs (31 March 2018: ₹ 12,286.53 lakhs) is secured by way of equitable mortgage of immovable properties situated at Gurugram owned by the Group. The outstanding amount (excluding current maturities) is repayable in 3 monthly installments starting from April 2020.
- (g) Term loan of ₹ 9,986.73 lakhs (31 March 2018: ₹ 29,872.39 lakhs) is secured by way of equitable mortgage of immovable properties situated at Gurugram owned by the Group. The outstanding amount (excluding current maturities) is repayable in 6 monthly installments starting from April 2020.
- (h) Term loans of ₹ 17,502.12 lakhs (31 March 2018: ₹ Nil), are secured by way of (i) Equitable mortgage of immovable properties situated at Gurugram, owned by the Group, (ii) Negative lien on rights under the concession agreements pertaining to certain immovable properties of the Group situated at New Delhi, and (iii) Charge on receivables pertaining to the aforesaid immovable properties owned by the Group. The outstanding amount (excluding current maturities) are repayable in 42 monthly installments starting from April 2020.
- (i) Term loan of ₹ 46,955.11 lakhs (31 March 2018: ₹ 47,773.85 lakhs) is secured by way of (i) Equitable mortgage of immovable properties situated at New Delhi owned by the Group, and (ii) Charge on receivables pertaining to the aforesaid immovable property owned by the Group. The outstanding amount (excluding current maturities) is repayable in 108 monthly installments starting from April 2020.
- (j) Term loan of ₹ Nil (31 March 2018: ₹ 2,852.08 lakhs) is secured by way of (i) Equitable mortgage of immovable properties situated at New Delhi owned by the Group and (ii) Charge on receivables pertaining to the aforesaid immovable properties owned by the Group.

e) Term loans from others are secured by way of:

- (a) Term loans of ₹ 23,885.39 lakhs (31 March 2018: ₹ 29,890.71 lakhs) are secured by way of (i) Equitable mortgage of immovable properties situated at Gurugram, owned by the Group, (ii) Negative lien on rights under the concession agreements pertaining to certain immovable properties situated at New Delhi, and (iii) Charge on receivables pertaining to all the aforesaid immovable properties owned by the Group. The outstanding amount (excluding current maturities) are repayable in 36 monthly installments starting from April 2020.
- (b) Term loans of ₹ 79,880.35 lakhs (31 March 2018: ₹ 87,050.97 lakhs) are secured by way of (i) Equitable mortgage of immovable properties situated at Noida, owned by the Group, and (ii) Charge on receivables pertaining to the aforesaid immovable properties owned by the Group. The outstanding amount (excluding current maturities) is repayable in 38 monthly installments starting from April 2020.
- (c) Term loan of ₹ 43,426.97 lakhs (31 March 2018: ₹ 28,435.91 lakhs), are secured by way of (i) Equitable mortgage of immovable properties situated at Noida, owned by the Group, and (ii) Charge on receivables pertaining to the aforesaid immovable properties owned by the Group. The outstanding amount (excluding current maturities) is repayable in 38 monthly installments starting from April 2020.
- (d) Term loan of ₹ 149,305.59 lakhs (31 March 2018: ₹ Nil), are secured by way of (i) Equitable mortgage of immovable properties situated at Gurugram, owned by the Group, and (ii) Charge on receivables pertaining to the aforesaid immovable properties owned Group. The outstanding amount (excluding current maturities) is repayable in 15 quarterly installments starting from June 2020.
- (e) Term loans of ₹ 10,410.25 lakhs (31 March 2018: ₹ 33,844.53 lakhs), are secured by way of (i) Equitable mortgage of immovable properties situated at Gurugram, owned by the Group, (ii) Negative lien on rights under the concession agreements pertaining to certain immovable properties of the Group situated at New Delhi, and (iii) Charge on receivables pertaining to the aforesaid immovable properties owned by the Group. The outstanding amount (excluding current maturities) are repayable in 42 monthly installments starting from April 2020.

Unsecured Borrowings:

f) Unlisted, Unsecured, Redeemable, Non-convertible Debentures of ₹ 10,00,00,000 each referred above to the extent of:

Non-convertible debentures of ₹ Nil (31 March 2018: ₹ 99,189.27 lakhs) are unsecured. Coupon rate of these debentures is 9.20% p.a payable quarterly and the outstanding amount (excluding current maturities) is due for redemption beginning 21 November 2019 and put call option are exercisable from 21 May 2019 to 21 August 2019. The said Non-convertible debentures loan has been pre-paid subsequently on 30 April 2019.

g) Unsecured Loan from related parties:

Unsecured loan from related parties of ₹ Nil (31 March 2018: ₹ 13,336.23 lakhs) are repayable at any time during year ended March 2020.

h) Unsecured Loan from others

Unsecured loan from others (liability component of preference share capital) of ₹ 2.52 lakhs (31 March 2018: ₹ 2.23 lakhs) are redeemable on or before January 2023.

i) Vehicle loan

Term loan of ₹ 233.34 lakhs (31 March 2018: ₹ 284.50 lakhs) is secured by way of charges on vehicle owned by one of the subsidiary companies against which such loan is obtained. The outstanding amount (excluding current maturities) is repayable in 108 monthly unequal instalments starting from April 2020.

Rate of interest:

The Group's total borrowings from banks and others have a effective weighted-average contractual rate of 9.75% (31 March 2018: 8.93%) per annum calculated using the interest rate effective as on 31 March 2019.

Loan Covenants:

Term loans contain certain debt covenants relating to net debt to tangible net worth ratio, debt-equity ratio, minimum tangible net worth, debt to net operating income and asset coverage ratio. The Company has satisfied all debt covenants prescribed in the terms of term loan.

The Company has not defaulted on any loans payable.

(` in lakhs)

23. TRADE PAYABLES*				
	Non-current		Current	
	As At 31 March 2019	As At 31 March 2018	As At 31 March 2019	As At 31 March 2018
Due to micro, small and medium enterprises (refer note 52)	-	-	1,878.07	545.55
Amount payable to contractors/ suppliers/ others#	79,418.65	79,637.27	126,581.34	126,413.41
	79,418.65	79,637.27	128,459.41	126,958.96
Less: Assets included in disposal group classified as held for sale (refer note 57)	-	-	(739.64)	(5,206.22)
	79,418.65	79,637.27	127,719.77	121,752.74

* Trade payables are non-interest bearing and are normally settled 30-120 days terms.

Due to related party ₹ 5,697.11 lakhs (31 March 2018: ₹ 8,638.14 lakhs).

(` in lakhs)

24. OTHER FINANCIAL LIABILITIES*				
	Non-current		Current	
	As At 31 March 2019	As At 31 March 2018	As At 31 March 2019	As At 31 March 2018
Current maturities of non-current borrowings	-	-	244,437.04	244,382.04
Interest accrued on borrowings#	-	-	117,358.60	85,526.62
Book overdraft	-	-	182.91	1,128.79
Security deposits	46,159.58	47,680.56	30,744.36	17,919.91
Registration charges payable	-	-	2,974.28	1,893.13
Payable to bank on subvention scheme	-	-	11,261.96	28,934.45
Other liabilities	18.57	-	5,315.27	7,016.83
	46,178.15	47,680.56	412,274.42	386,801.77
Less: Assets included in disposal group classified as held for sale (refer note 57)	-	-	(932.19)	(282.00)
	46,178.15	47,680.56	411,342.23	386,519.77

* Carrying amount of these financial liabilities are reasonable approximation of their fair values.

Due to related party ₹ 109,341.33 lakhs (31 March 2018: ₹ 83,804.62 lakhs).

Notes to Consolidated Financial Statements (Contd.)

(` in lakhs)

25. PROVISIONS				
	Non-current		Current	
	As At 31 March 2019	As At 31 March 2018	As At 31 March 2019	As At 31 March 2018
Provision for employee benefits				
Gratuity [refer note 42(b)]	4,380.83	3,939.58	497.97	545.22
Leave Encashment	107.19	120.29	2,146.74	1,971.21
Provision for tax on dividend	-	-	0.14	0.68
	4,488.02	4,059.87	2,644.85	2,517.11

(` in lakhs)

26. OTHER CURRENT LIABILITIES				
	Non-current		Current	
	As At 31 March 2019	As At 31 March 2018	As At 31 March 2019	As At 31 March 2018
Revenue received in advance	-	-	10,371.44	5,982.87
Contract Liability	-	-	1,018,107.31	-
Realisation under agreement to sell	-	-	-	270,103.59
Statutory dues	-	-	8,800.28	10,234.31
Deferred income#	5,370.84	10,443.07	1,413.43	2,083.18
Unpaid dividends*	-	-	620.00	367.38
Payable for cost to completion	-	-	59,827.14	-
Other liabilities	4,346.28	4,386.09	21,930.33	21,009.47
	9,717.12	14,829.16	1,121,069.93	309,780.80
Less: Assets included in disposal group classified as held for sale (refer note 57)	-	-	(8,833.53)	(172.20)
	9,717.12	14,829.16	1,112,236.40	309,608.60

* Not due for credit to "Investor Education and Protection Fund".

The deferred income relates to difference of present value of security deposits received and actual amount received and is released to the statement of profit and loss on straight line basis over the tenure of lease.

(` in lakhs)

27. SHORT-TERM BORROWINGS		
	As At 31 March 2019	As At 31 March 2018
Secured		
Short-term loans		
From banks	135,643.37	93,345.72
Loans from Holding Company	140,000.00	-
Loans from related parties	637,116.49	786,322.47
Loans from body corporates	3,611.44	1,135.95
	916,371.30	880,804.14

Security disclosure for the outstanding short term borrowings as on 31 March 2019:

a) **Overdraft facility from Banks:**

b) **Borrowings from banks are secured by way of:**

(a) Term loan of ₹ 30,992.41 lakhs (31 March 2018: ₹ 31,000.00 lakhs) is secured by way of equitable mortgage of Properties situated at Gurugram owned by the Group.

(b) Term loan of ₹ 69,650.96 lakhs (31 March 2018: ₹ 35,000.00 lakhs) is secured by way of equitable mortgage of Properties situated at Gurugram owned by the Group.

- (c) Term loan of ₹ 7,100.00 lakhs (31 March 2018: ₹ Nil) is secured by way of equitable mortgage of Properties situated at Gurugram owned by the Group.
- (d) Term loan of ₹ 27,900.00 lakhs (31 March 2018: ₹ 7,645.72 lakhs) is secured by way of equitable mortgage of immovable property situated at New Delhi owned by the Group.
- (e) Term loan of ₹ Nil (31 March 2018: ₹ 19,700.00 lakhs) is secured by way of (i) equitable mortgage of immovable property situated at New Delhi owned by the Group and (ii) Charge on receivables pertaining to the aforesaid immovable property owned by the Group.

c) Unsecured Loan from holding company:

Unsecured loan of ₹ 140,000.00 lakhs (31 March 2018: ₹ Nil) is repayable as demanded by the holding company.

d) Unsecured Loan from related parties and others:

Unsecured loan of ₹ 640,727.93 lakhs (31 March 2018: ₹ 787,458.42 lakhs) is repayable by 30 September 2019.

Loan Covenants:

Term loans contain certain debt covenants relating to net debt to tangible net worth ratio, debt-equity ratio, minimum tangible net worth, debt to net operating income and asset coverage ratio. The Company has satisfied all debt covenants prescribed in the terms of term loan.

(` in lakhs)

28. CURRENT TAX LIABILITIES (NET)		
	As At 31 March 2019	As At 31 March 2018
Provision for taxation (net of advance tax)	721.41	1,719.83
	721.41	1,719.83

(` in lakhs)

29. REVENUE FROM OPERATIONS		
	As At 31 March 2019	As At 31 March 2018
Revenue from Contract with customers		
Revenue from sale of land, plots and constructed properties and others development activities	697,201.57	290,814.73
Revenue from services, maintenance and power generation	46,384.67	126,101.52
Revenue from hotel, food court and recreational facility business	32,622.49	28,248.06
Total (A)	776,208.73	445,164.31
Rental income (B)	59,923.38	224,007.24
Other operating revenue		
Sale of Gas	-	174.04
Finder Fees	-	644.74
Amount forfeited on properties	476.61	688.57
Total (C)	476.61	1,507.35
Total (A+B+C)	836,608.72	670,678.90
Timing of revenue recognition		
Revenue recognition at a point of time	680,082.03	271,006.49
Revenue recognition over period of time	96,603.31	175,665.17
Total revenue from contracts with customers	776,685.34	446,671.66
Contract balances		
Trade receivables from contracts under Ind AS 115 [refer note 10]	534.33	
Contract Assets [refer note 12(b)]	38,868.29	
Contract Liabilities [refer note 26]	1,018,107.31	

Contract assets are initially recognised for revenue earned on account of contracts where revenue is recognised over the period of time as receipt of consideration is conditional on successful completion of performance obligations as per contract. Once the performance obligation is fulfilled and milestones for invoicing are achieved, contract assets are classified to trade receivables. The opening balance of these accounts is as per note 60.

Contract liabilities include amount received from customers as per the installments stipulated in the buyer agreement to deliver properties once the properties are completed and control is transferred to customers. The opening balance of these accounts is as per note 60.

Notes to Consolidated Financial Statements (Contd.)

Set out below is the amount of revenue recognised from:

(` in lakhs)

Movement of contract liability	As At 31 March 2019
Amounts included in contract liabilities at the beginning of the year*	1,394,230.71
Amount received/ Adjusted against contract liability during the year	321,078.17
Performance obligations satisfied during the year [§]	(697,201.57)
Amounts included in contract liabilities at the end of the year	1,018,107.31
Movement of contract assets	
Contract assets at the beginning of the year**	17,876.78
Amount billed/ advances refunded during the year	20,991.51
Contract assets at the the end of the year[#]	38,868.29

* Amount represent balance at the beginning after adopting Ind AS 115 (refer note 60)

Net of advances received

§ Includes ₹ 452,625.07 lakhs recognised out of opening contract liabilities.

Reconciling the amount of revenue recognised in the statement of profit and loss with the contracted price

(` in lakhs)

	As At 31 March 2019
Revenue as per Contracted price	790,980.88
Adjustments	
Other adjustments (rebates etc)	(118,544.89)
	672,435.99

Performance obligation

Information about the Group's performance obligations are summarised below:

The performance obligation of the Group in case of sale of residential plots and apartments and commercial office space is satisfied once the project is completed and control is transferred to the customers.

The customer makes the payment for contracted price as per the installment stipulated in the Apartment Buyer's Agreement

Revenue from Co-development projects

Co-development projects where the Group is acting as contractor, revenue from is recognised in accordance with the terms of the co-developer agreements. Under such contracts, assets created does not have an alternative use and Group has an enforceable right to payment. The estimated project cost includes construction cost, development and construction material, internal development cost, external development charges, borrowing cost and overheads of such project.

The estimates of the saleable area and costs are reviewed periodically and effect of any changes in such estimates is recognized in the period such changes are determined. However, when the total project cost is estimated to exceed total revenues from the project, the loss is recognized immediately.

The transaction price of the remaining performance obligations (unsatisfied or partially unsatisfied) as at 31 March 2019 is ₹ 1,352,049.62 lakhs. The same is expected to be recognised within 1 to 3 years.

(` in lakhs)

30. OTHER INCOME		
	As At 31 March 2019	As At 31 March 2018
Income from non current investments		
Profit on sale of shares/ investments	16.35	233.02
	16.35	233.02
Income from current investments		
Dividend income from current investments in mutual funds	3,642.43	1,885.47
	3,642.43	1,885.47

(` in lakhs)

30. OTHER INCOME (CONTD.)		
	As At 31 March 2019	As At 31 March 2018
Interest from:		
Bank deposits	6,922.80	11,716.53
Customers	3,204.78	2,539.90
Loans and deposits	20,830.17	18,814.00
Income-tax refunds	384.41	9,388.43
Debentures	4,365.69	3,927.78
Unwinding of amortised cost instruments	1,229.50	7,593.01
Others	5,232.60	7,831.88
	42,169.95	61,811.53
Other income		
Net gain on disposal of property, plant and equipment	26.97	1,989.52
Liabilities no longer required written back	3,964.40	1,010.79
Gain on foreign currency transactions (net)	-	8.05
Provision for expected credit loss written back	-	19,125.93
Fair value gain on financial instruments at fair value through profit or loss	11,043.26	2,041.69
Miscellaneous income	5,469.10	7,586.17
	20,503.73	31,762.15
	66,332.46	95,692.17

(` in lakhs)

31. COST OF LAND, PLOTS, DEVELOPMENT RIGHTS, CONSTRUCTED PROPERTIES AND OTHERS		
	As At 31 March 2019	As At 31 March 2018
Cost of land, plots, development and construction (including cost of development rights)	434,674.32	222,623.05
Cost of service, maintenance and power generation	49,606.66	79,030.84
Foods, beverages and facility management expenses	10,829.23	9,879.93
	495,110.21	311,533.82

(` in lakhs)

32. EMPLOYEE BENEFIT EXPENSE*		
	As At 31 March 2019	As At 31 March 2018
Salaries, wages and bonus	32,497.97	31,084.88
Contribution to provident and other funds**	1,111.23	1,129.04
Employee Stock Option Scheme	-	177.57
Gratuity**	656.53	494.46
Staff welfare	896.13	1,473.02
	35,161.86	34,358.97

* net of capitalisation.

** For descriptive notes on disclosure of defined benefit obligation refer note 42.

(` in lakhs)

33. FINANCE COSTS		
	As At 31 March 2019	As At 31 March 2018
Interest on		
Debentures	10,480.96	23,499.67
Term loans	72,244.00	193,545.44
Others	107,611.19	60,614.83
Other financial liabilities carried at amortised cost	17,286.62	13,999.06
Guarantee, finance and bank charges	14,001.06	15,633.04
	221,623.83	307,292.04
Less: Transfer to construction work-in-progress*	1,228.85	6,730.16
Less: Transfer to capital work-in-progress*	14,208.01	5,491.29
	206,186.97	295,070.59

* Weighted-average cost of capitalisation rate for the year ended 31 March 2019: 11.21% (31 March 2018: 10.15%).

Notes to Consolidated Financial Statements (Contd.)

(` in lakhs)

34. DEPRECIATION AND AMORTISATION EXPENSE		
	As At 31 March 2019	As At 31 March 2018
Depreciation on		
Property, plant and equipment	13,039.12	19,749.25
Investment property	8,860.69	33,104.04
Amortisation on		
Intangible assets	563.59	544.38
	22,463.40	53,397.67
Less: amount capitalised during the year	-	44.67
	22,463.40	53,353.00

(` in lakhs)

35. OTHER EXPENSES		
	As At 31 March 2019	As At 31 March 2018
Rent	5,836.44	5,416.57
Rates and taxes	3,674.98	5,733.60
Power, fuel and electricity	4,138.03	3,326.99
Repair and maintenance		
Building	1,930.62	1,224.47
Constructed properties/ colonies	2,772.55	2,075.51
Machinery	2,058.33	1,797.61
Others	6,728.46	7,446.61
Insurance	691.32	683.55
Commission and brokerage	5,504.80	6,593.06
Advertisement and publicity	6,942.59	6,757.43
Traveling and conveyance	3,062.41	2,165.74
Aircraft and helicopter running and maintenance	465.86	596.86
Vehicles running and maintenance	161.23	212.44
Printing and stationery	661.18	510.48
Directors' fee	99.85	529.12
Communication	537.24	511.80
Legal and professional (including payment to auditors)	13,838.55	16,802.11
Charity and donations*	6,589.30	7,170.10
Claims and compensation	2,869.43	66.56
Loss on disposal of property, plant and equipment	42.03	69.45
Loss on sale of investments	626.33	-
Amounts/ assets written off	42.84	1,092.52
Impairment of non-financial assets	16,990.17	5,737.28
Fair value changes in FVTPL investment	2,667.00	216.12
Loss on foreign currency transactions (net)	35.39	2.79
Security expenses	1,451.06	1,102.85
Miscellaneous expenses	1,767.85	9,200.57
	92,185.84	87,042.19

*includes corporate social responsibility expenses

(` in lakhs)

36. TAX EXPENSE		
	As At 31 March 2019	As At 31 March 2018
a) Profit or loss section:		
Current tax (including earlier years)	10,865.83	58,042.07
Minimum alternate tax credit entitlement (including earlier years)	1,217.92	(31,323.79)
Deferred tax charge	15,653.59	405,586.69
Income tax expense reported in the statement of profit and loss	27,737.34	432,304.97
b) Other comprehensive income/ loss section		
Re-measurement (loss)/ gain on defined benefit plans	49.12	(2.11)
Net (loss)/ gain on fair value of FVOCI equity instruments	(3.92)	326.87
Amortisation of forward element of forward contracts and recognition of changes in fair value of hedging instrument	-	(668.98)
Deferred tax charge (credit)	45.20	(344.22)

37. EARNINGS PER EQUITY SHARE

Earnings Per Share ('EPS') is determined based on the net profit attributable to the shareholders of the Holding Company. Basic earnings per share is computed using the weighted-average number of shares outstanding during the year. Diluted earnings per share is computed using the weighted-average number of common and dilutive common equivalent shares outstanding during the year including share options, except where the result would be anti-dilutive.

(` in lakhs)

	As At 31 March 2019	As At 31 March 2018
Net profit attributable to equity shareholders		
Profit after tax	131,919.71	446,386.39
Profit attributable to equity holders of the parent adjusted for the effect of dilution	131,919.71	446,386.39
Nominal value of equity share (`)	2.00	2.00
Total number of equity shares outstanding at the beginning of the year	1,784,067,028	1,784,003,090
Total number of equity shares outstanding at the end of the year	2,207,221,948	1,784,067,028
Weighted-average number of equity shares for basic EPS	1,787,766,903	1,784,047,170
Earnings per equity share		
Basic EPS (`)	7.38	25.02
Nominal value of equity share (`)	2.00	2.00
Weighted-average number of equity shares used to compute diluted earnings per share*	2,199,983,465	1,890,008,529
Diluted EPS (`)	6.00	23.62
Weighted-average number of Equity shares for basic EPS	1,787,766,903	1,784,047,170
Effect of dilution:		
Share options	-	407,817
Compulsorily convertible debentures	377,694,122	96,757,413
Share warrants	34,522,440	8,796,129
Weighted-average number of Equity shares adjusted for the effect of dilution*	2,199,983,465	1,890,008,529

* There have been no other transactions involving equity share or potential equity shares between the reporting date and the date of authorisation of these financial statements.

38. FINANCIAL INSTRUMENTS BY CATEGORY

i) Financial instruments by category

(` in lakhs)

Particulars	31 March 2019				31 March 2018			
	FVTPL**	FVOCI#	Amortised cost	Total	FVTPL**	FVOCI#	Amortised cost	Total
Financial assets								
Investments*	176,429.88	1,739.50	-	178,169.38	214,212.32	2,198.73	-	216,411.05
Trade receivables	-	-	83,227.76	83,227.76	-	-	128,579.10	128,579.10
Loans	-	-	225,891.03	225,891.03	-	-	157,747.67	157,747.67
Cash and cash equivalents	-	-	426,817.33	426,817.33	-	-	135,624.28	135,624.28
Other bank balance	-	-	58,719.49	58,719.49	-	-	92,168.80	92,168.80
Other financial assets	12,906.77	-	81,828.68	94,735.45	4,514.69	-	234,569.38	239,084.07
Total	189,336.65	1,739.50	876,484.29	1,067,560.44	218,727.01	2,198.73	748,689.23	969,614.97
Financial liabilities								
Borrowings (excluding current maturities of long-term borrowings and interest accrued thereon)	-	-	1,477,809.11	1,477,809.11	-	-	1,590,224.12	1,590,224.12
Trade payable	-	-	127,719.77	127,719.77	-	-	201,390.01	201,390.01
Other financial liabilities	-	-	457,520.38	457,520.38	-	-	348,673.71	348,673.71
Total	-	-	2,063,049.26	2,063,049.26	-	-	2,140,287.84	2,140,287.84

* This includes debentures of ₹ 164,693.30 lakhs (31 March 2018 - ₹ 105,369.35 lakhs) classified under investment in joint ventures/ associates

** These financial assets are mandatorily measured at fair value.

These financial assets represents investment in equity instruments designated as such upon initial recognition.

The above figures does not include amounts disclosed under assets held for sale.

Notes to Consolidated Financial Statements (Contd.)

ii) Fair values hierarchy

Financial assets and financial liabilities are measured at fair value in the consolidated financial statements and are grouped into three Levels of a fair value hierarchy. The three Levels are defined based on the observability of significant inputs to the measurement, as follows:

Level 1: quoted prices (unadjusted) in active markets for financial instruments.

Level 2: inputs other than quoted prices included within Level 1 that are observable for the asset or liability, either directly or indirectly

Level 3: unobservable inputs for the asset or liability.

iii) Financial assets measured at fair value - recurring fair value measurements

(` in lakhs)

31 March 2019	Level 1	Level 2	Level 3	Total
Financial assets				
Investments at FVTPL				
Mutual funds	1,370.52	-	10,366.06	11,736.58
Compulsorily convertible debentures	-	-	106,393.94	106,393.94
Optionally convertible debentures	-	-	58,299.36	58,299.36
Forward contract				
Derivative asset	-	12,906.77	-	12,906.77
Investments at FVOCI	-	-	-	-
Equity investments	533.02	-	1,206.48	1,739.50
Total financial assets	1,903.54	12,906.77	176,265.84	191,076.15

Financial assets measured at fair value - recurring fair value measurements

(` in lakhs)

31 March 2018	Level 1	Level 2	Level 3	Total
Financial assets				
Investments at FVTPL				
Mutual funds	96,571.97	-	12,270.99	108,842.96
Compulsorily convertible debentures	-	-	54,554.75	54,554.75
Optionally convertible debentures	-	-	50,814.60	50,814.60
Investments at FVOCI				
Equity investments	834.86	-	1,363.87	2,198.73
Forward contract FVTPL				
Derivative asset	-	4,514.69	-	4,514.69
Total financial assets	97,406.83	4,514.69	119,004.21	220,925.73

iv) Valuation technique used to determine fair value

Specific valuation techniques used to value financial instruments include:

- The use of net asset value for mutual funds on the basis of the statement received from investee party and for listed funds, traded price on recognised stock exchange.
- For listed equity shares, traded price on recognised stock exchange. For other equity shares - use of adjusted discounted cash flow method (income approach) for certain equity investments and adjusted net asset value method for remaining equity investments.
- The use of discounted cash flow method (income approach) for compulsorily convertible debentures and optionally convertible debentures.
- For hedge related effectiveness review and related valuation, details are presented in note 41.

- The following table summarises the quantitative information about the significant unobservable inputs used in level 3 fair value measurements. See (iv) above for the valuation techniques adopted.

(` in lakhs)

Particulars	Fair value as at		Significant unobservable inputs	Probability-weighted range		Sensitivity [^]	
	31 March 2019	31 March 2018		31 March 2019	31 March 2018	1% increase in inputs [^]	1% decrease in inputs [^]
Mutual funds - Faering Capital India Evolving Fund	8,711.64	9,267.36	Illiquidity factor	N.A.	11.30%-16.50%	31 March 2019 ₹ 22.28 lakhs	31 March 2019 ₹ (22.28) lakhs
			Market money multiple	0.63x-3.50x	0.93x-3.20x	31 March 2018 ₹ 10.21 lakhs	31 March 2018 ₹ (10.21) lakhs
Mutual funds - Urban Infrastructure Opportunities Fund	1,654.42	3,003.63	NAV per unit*		31 March 2019 ₹ 16.54 lakhs	31 March 2019 ₹ (16.54) lakhs	31 March 2018 ₹ 30.04 lakhs

(` in lakhs)

Particulars	Fair value as at		Significant unobservable inputs	Probability-weighted range		Sensitivity [^]	
	31 March 2019	31 March 2018		31 March 2019	31 March 2018	1% increase in inputs [^]	1% decrease in inputs [^]
Compulsorily convertible debentures	46,501.88	-	Discount rate	11.66%	0.00%	31 March 2019 ₹ (23,646.43) lakhs	31 March 2019 ₹ 22,838.69 lakhs
	59,892.06	54,554.75	Illiquidity factor	25.00%	25.00%	31 March 2019 ₹ (149.33) lakhs	31 March 2019 ₹ 146.45 lakhs
			Discount rate	14.10%	14.50%	31 March 2018 ₹ (130.13) lakhs	31 March 2018 ₹ 127.62 lakhs
Optionally convertible debentures	58,299.36	50,814.60	Discount rate	20.00%	20.00%	31 March 2019 ₹ (2,691.48) lakhs	31 March 2019 ₹ 2,906.03 lakhs
						31 March 2018 ₹ (2,627.62) lakhs	31 March 2018 ₹ 2,861.19 lakhs
						31 March 2019 ₹ (2,965.36) lakhs	31 March 2019 ₹ 3,180.64 lakhs
Unquoted equity shares- Discounted cash flow	471.20	460.00	Terminal equity rate	1.05x	0.92x	31 March 2019 ₹ 9.89 lakhs	31 March 2019 ₹ (9.79) lakhs
			Long-term growth rate	1.00%	1.00%	31 March 2018 ₹ 17.53 lakhs	31 March 2018 ₹ (17.53) lakhs
						31 March 2018 ₹ (2,647.38) lakhs	31 March 2018 ₹ 2,860.48 lakhs
Unquoted equity shares - NAV method	735.28	903.87	NAV per share*		31 March 2019 ₹ 8.97 lakhs	31 March 2019 ₹ (8.97) lakhs	
					31 March 2018 ₹ 8.97 lakhs	31 March 2018 ₹ (8.97) lakhs	

* The Group has considered increase/ decrease in Net Assets Value ('NAV') to arrive at sensitivity analysis.

[^] This represents increase/ decrease in fair values considering changes in inputs.

v) The following table presents the changes in level 3 items for the year ended 31 March 2019 and 31 March 2018:

(` in lakhs)

Particulars	Equity investments	Mutual funds	Optionally convertible debentures	Compulsorily convertible debentures
As at 31 March 2017	1,612.93	12,884.08	15,058.60	45,401.79
Gain/ (loss) recognised in statement of profit and loss	-	1,504.69	35,756.00	8,166.60
Interest income	-	-	-	986.35
Disposal during the year	-	(2,117.78)	-	-
Loss on redemption of mutual fund	(249.06)	-	-	-
As at 31 March 2018	1,363.87	12,270.99	50,814.60	54,554.74
Acquisitions during the year	-	-	-	46,501.88
Gain/ (loss) recognised in statement of profit and loss	(157.39)	696.54	7,052.58	2,944.66
Interest income	-	-	432.18	2,392.65
Disposal during the year	-	(2,601.47)	-	-
As at 31 March 2019	1,206.48	10,366.06	58,299.36	106,393.93

vii) Fair value of financial assets and liabilities measured at amortised cost

(` in lakhs)

Particulars	Level	31 March 2019		31 March 2018	
		Carrying value	Fair value	Carrying value	Fair value
Financial assets					
Loans	Level 3	29,464.32	29,464.32	27,951.80	27,951.80
Other financial assets	Level 3	13,159.22	13,159.22	14,447.89	14,447.89
Total non-current financial assets		42,623.54	42,623.54	42,399.69	42,399.69
Borrowings*	Level 3	561,437.81	561,437.81	623,893.36	623,893.36
Trade payables	Level 3	79,418.65	79,418.65	79,637.27	79,637.27
Other financial liabilities	Level 3	46,178.15	46,178.15	47,680.56	47,680.56
Total non-current financial liabilities		687,034.61	687,034.61	751,211.19	751,211.19

The above disclosures is presented for non-current financial assets and non-current financial liabilities. Carrying value of current financial assets and current financial liabilities (investments, cash and cash equivalents, other bank balances, trade receivables,

Notes to Consolidated Financial Statements (Contd.)

other financial assets, borrowings, trade payables and other current financial liabilities) represents the best estimate of fair value.

*This includes non-convertible redeemable debentures issued by the Group and are listed on stock exchange and there is no comparable instrument having the similar terms and conditions with related security being pledged and hence the carrying value of the debentures represents the best estimate of fair value.

The above figures does not include amounts disclosed under assets held for sale.

39. FINANCIAL RISK MANAGEMENT

The Group's principal financial liabilities, other than derivatives, comprise loans and borrowings, trade and other payables and financial guarantee contracts. The main purpose of these financial liabilities is to finance the Group's operations and to provide guarantees to support its operations. The Group's principal financial assets include loans, trade and other receivables and cash and cash equivalents that derive directly from its operations. The Group also holds FVTOCI investments and enters into derivative transactions.

The Group is exposed to market risk, credit risk and liquidity risk. The Group's senior management oversees the management of these risks. The Group's senior management is supported by a financial risk committee that advises on financial risks and the appropriate financial risk governance framework for the Group. The financial risk committee provides assurance to the Group's senior management that the Group's financial risk activities are governed by appropriate policies and procedures and that financial risks are identified, measured and managed in accordance with the Group's policies and risk objectives. All derivative activities for risk management purposes are carried out by specialist teams that have the appropriate skills, experience and supervision. It is the Group's policy that no trading in derivatives for speculative purposes may be undertaken. The Board of Directors reviews and agrees policies for managing each of these risks, which are summarised below.

Risk Management objectives and policies

The Group's activities expose it to market risk, liquidity risk and credit risk. Board of directors has overall responsibility for the establishment and oversight of the Group's risk management framework. This note explains the sources of risk which the entity is exposed to and how the entity manages the risk and the related impact in the financial statements.

(A) Credit risk

Credit risk is the risk that a counterparty fails to discharge its obligation to the Group. The Group's exposure to credit risk is influenced mainly by cash and cash equivalents, trade receivables and financial assets measured at amortised cost. The Group continuously monitors defaults of customers and other counterparties and incorporates this information into its credit risk controls. Credit risk related to cash and cash equivalents and bank deposits is managed by only accepting highly rated banks and diversifying bank deposits. Other financial assets measured at amortized cost includes loans to employees, security deposits and others. Credit risk related to these other financial assets is managed by monitoring the recoverability of such amounts continuously, while at the same time internal control system in place ensure the amounts are within defined limits.

(a) Credit risk management

i) Credit risk rating

The Group assesses and manages credit risk of financial assets based on following categories arrived on the basis of assumptions, inputs and factors specific to the class of financial assets.

A: Low credit risk

B: Moderate credit risk

C: High credit risk

The Group provides for expected credit loss based on the following:

Asset group	Description	Provision for expenses credit loss*
Low credit risk	Cash and cash equivalents, other bank balances, investments, loans, trade receivables and other financial assets	12 month expected credit loss/ life time expected credit loss
Moderate credit risk	Trade receivables, loans and other financial assets	12 month expected credit loss/ life time expected credit loss
High credit risk	Trade receivables, loans and other financial assets	Life time expected credit loss or fully provided for

Based on business environment in which the Group operates, a default on a financial asset is considered when the counter party fails to make payments within the agreed time period as per contract. Loss rates reflecting defaults are based on actual credit loss experience and considering differences between current and historical economic conditions.

* Assets are written off when there is no reasonable expectation of recovery, such as a debtor declaring bankruptcy or a litigation decided against the Group. The Group continues to engage with parties whose balances are written off and attempts to enforce repayment. Recoveries made are recognised in statement of profit and loss.

(` in lakhs)

Credit rating	Particulars	31 March 2019	31 March 2018
A: Low credit risk	Cash and cash equivalents, other bank balances, investments, loans, trade receivables and other financial assets	889,391.06	748,819.80
C: High credit risk	Loans, trade receivables and other financial assets	153,386.85	140,501.13

b) Credit risk exposure

Provision for expected credit losses

The Group provides for expected credit loss based on 12 months and lifetime expected credit loss basis for following financial assets:

(` in lakhs)

31 March 2019			
Particulars	Estimated gross carrying amount at default	Expected credit losses	Carrying amount net of impairment provision
Trade receivables	164,966.25	(81,738.49)	83,227.76
Loans	255,880.27	(29,989.24)	225,891.03
Cash and cash equivalents	426,817.33	-	426,817.33
Other bank balance	58,719.49	-	58,719.49
Other financial assets	136,394.57	(41,659.12)	94,735.45
31 March 2018			
Particulars	Estimated gross carrying amount at default	Expected credit losses	Carrying amount net of impairment provision
Trade receivables	202,585.88	(74,006.78)	128,579.10
Loans	183,340.76	(25,593.09)	157,747.67
Cash and cash equivalents	135,624.28	-	135,624.28
Other bank balance	92,168.80	-	92,168.80
Other financial assets	275,470.64	(40,901.26)	234,569.38

Expected credit loss for trade receivables under simplified approach

Real estate and other business

The Group's trade receivables from real estate development business does not have any expected credit loss as registry of properties sold is generally carried out once the Group receives the entire payment.

The Group's trade receivables pertaining to income from sale of power has higher credit risk and accordingly allowance for expected credit loss is created using provision matrix approach.

Rental business

In respect of trade receivables, the Group considers provision for lifetime expected credit loss. Given the nature of business operations, the Group's trade receivables has low credit risk as the Group holds security deposits equivalents ranging from three to six months rentals. Further historical trends indicate any shortfall between such deposits held by the Group and amounts due from customers have been negligible.

(` in lakhs)

Reconciliation of loss allowance	Trade receivables	Loans	Other financial assets
Loss allowance as at 31 March 2017	27,530.73	29,993.50	40,332.44
Assets written off/ unclaimed balances and excess provisions written back (net)	46,476.05	(4,400.41)	568.82
Loss allowance as at 31 March 2018	74,006.78	25,593.09	40,901.26
Assets written off/ unclaimed balances and excess provisions written back (net)	7,731.71	4,396.15	757.86
Loss allowance as at 31 March 2019	81,738.49	29,989.24	41,659.12

Notes to Consolidated Financial Statements (Contd.)

B) Liquidity risk

Liquidity risk is the risk that the Group will encounter difficulty in meeting the obligations associated with its financial liabilities that are settled by delivering cash or another financial asset. The Group's approach to managing liquidity is to ensure as far as possible, that it will have sufficient liquidity to meet its liabilities when they are due.

Management monitors rolling forecasts of the Group's liquidity position and cash and cash equivalents on the basis of expected cash flows. The Group takes into account the liquidity of the market in which the entity operates.

Maturities of financial liabilities

The tables below analyse the Group's financial liabilities into relevant maturity groupings based on their contractual maturities.

(` in lakhs)

31 March 2019	Less than 1 year	1-5 years	More than 5 years	Total
Borrowings	1,347,053.57	604,091.87	77,688.12	2,028,833.56
Trade payable	127,719.77	79,418.65	-	207,138.42
Security deposits	31,262.38	28,645.64	25,138.54	85,046.56
Other financials liabilities	19,551.51	18.57	-	19,570.08
Total	1,525,587.23	712,174.73	102,826.66	2,340,588.62
31 March 2018	Less than 1 year	1-5 years	More than 5 years	Total
Non-derivatives				
Borrowings	1,270,887.76	588,651.24	151,011.62	2,010,550.62
Trade payable	121,752.74	79,637.27	-	201,390.01
Security deposits	24,317.59	39,680.74	19,444.70	83,443.03
Other financials liabilities	38,691.20	-	-	38,691.20
Total	1,455,649.29	707,969.25	170,456.32	2,334,074.86

C) Market Risk

a) Foreign currency risk

Foreign currency risk is the risk that the fair value of future cash flows of financial instruments will fluctuate because of the change in foreign currency exchange rates. The Group has international transactions and is exposed to foreign exchange risk arising from foreign currency transactions. Foreign exchange risk arises from recognised assets and liabilities denominated in a currency that is not the Group's functional currency.

Foreign currency risk exposure:

(` in lakhs)

Particulars	Currency	31 March 2019	31 March 2018
Financial liabilities			
Foreign currency loan (including interest accrued)	USD	135,867.76	158,396.44
		135,867.76	158,396.44

The Company manages its foreign currency risk by hedging transactions. The Company has hedged its cash flows related to foreign currency transactions covering the entire duration of the foreign currency loan. As at 31 March 2019 the Company hedged 100% of its foreign currency borrowings.

Sensitivity

The sensitivity of profit or loss to changes in the exchange rates arises mainly from foreign currency denominated financial instruments.

(` in lakhs)

Particulars	31 March 2019	31 March 2018
USD sensitivity		
Increase by 5% (31 March 2018: 5%)	6,744.20	7,919.82
Decrease by 5% (31 March 2018: 5%)	(6,744.20)	(7,919.82)

The sensitivity of profit or loss to changes in the exchange rates arises mainly from hedged foreign currency denominated financial instruments i.e. foreign exchange forward contract, which is described below:

(` in lakhs)

Particulars (Derivative Asset)	31 March 2019	31 March 2018
Increase by 5% (31 March 2018: 5%)	645.34	225.73
Decrease by 5% (31 March 2018: 5%)	(645.34)	(225.73)

b) Interest rate risk

i) Liabilities

Interest rate risk is the risk that the fair value or future cash flows of a financial instrument will fluctuate because of changes in market interest rates. The Group's fixed rate borrowings are carried at amortised cost. They are therefore not subject to interest rate risk as defined in Ind AS 107, since neither the carrying amount nor the future cash flows will fluctuate because of a change in market interest rates.

The Group manages its interest rate risk by having a balanced portfolio of variable rate loans and borrowings.

Interest rate risk exposure

Below is the overall exposure of the Group to interest rate risk:

(` in lakhs)

Particulars	31 March 2019	31 March 2018
Variable rate borrowings	772,957.00	739,982.54
Fixed rate borrowings	949,289.15	1,009,097.00
Total borrowings	1,722,246.15	1,749,079.54

Sensitivity

Profit or loss and equity is sensitive to higher/ lower interest expense from borrowings as a result of changes in interest rates.

(` in lakhs)

Particulars	31 March 2019	31 March 2018
Interest sensitivity		
Interest rates – increase by 100 basis point (31 March 2018: 100 basis point)	7,729.57	15,407.77
Interest rates – decrease by 100 basis point (31 March 2018: 100 basis point)	(7,729.57)	(15,407.77)

* Holding all other variables constant

ii) Assets

The Group's fixed deposits, interest bearing security deposits and loans are carried at fixed rate. Therefore not subject to interest rate risk as defined in Ind AS 107, since neither the carrying amount nor the future cash flows will fluctuate because of a change in market interest rates.

c) Price risk

The Group's exposure to price risk arises from investments held and classified as FVTPL or FVOCI. To manage the price risk arising from investments, the Group diversifies its portfolio of assets.

Sensitivity analysis

Profit or loss and equity is sensitive to higher/ lower prices of instruments on the Group's profit for the year -

(` in lakhs)

Particulars	31 March 2019	31 March 2018
Price sensitivity		
Fair value increase by (5%) - FVOCI	86.98	109.94
Fair value decrease by (5%) - FVOCI	(86.98)	(109.94)
Fair value increase by (5%) - FVTPL	8,821.49	10,710.62
Fair value decrease by (5%) - FVTPL	(8,821.49)	(10,710.62)

d) Legal, Taxation and Accounting risk

Change to any of the above laws, rules, regulations related to DLF Business could have a material impact on its financial results. Compliance with any proposed changes could also result in significant cost of DLF. Failure to fully comply with various laws, rules and regulations may expose DLF to proceedings which may materially affect its performance.

DLF is presently involved into various judicial, administrative, regulatory and litigation proceedings concerning matters arising in the ordinary course of business operations including but not limited to personal injury claims, landlord-tenant disputes, commercial disputes, tax disputes, employment disputes and other contractual disputes. Many of these proceedings seek an indeterminate amount of damages. In Situations where management believes that a loss arising from a proceeding is probable and can reasonably be estimated, DLF records the amount of the probable loss. As additional information becomes available, any potential liability related to these proceedings is assessed and the estimates are revised, if necessary.

To mitigate these risks, DLF employs in-house counsel and uses third party tax & legal experts to assist in structuring significant transactions and contracts. DLF also has systems and controls that ensure the timely delivery of financial information in order to meet contractual and regulatory requirements and has implemented disclosure controls and Internal controls over financial reporting which are tested for effectiveness on an ongoing basis.

Notes to Consolidated Financial Statements (Contd.)

40. CAPITAL MANAGEMENT

(a) Risk management

The Group's objectives when managing capital are to

- Safeguard their ability to continue as a going concern, so that they can continue to provide returns for shareholders and benefits for other stakeholders, and
- Maintain an optimal capital structure to reduce the cost of capital.

The Group monitors capital on the basis of the carrying amount of equity less cash and cash equivalents as presented on the face of balance sheet.

The Group manages its capital structure and makes adjustments to it in the light of changes in economic conditions and the risk characteristics of the underlying assets. In order to maintain or adjust the capital structure, the Group may adjust the amount of dividends paid to shareholders, return capital to shareholders or issue new shares.

(` in lakhs)

Particulars	31 March 2019	31 March 2018
Net debts*	1,295,428.82	1,613,455.26
Total equity	4,653,083.30	5,144,499.57
Net debt to equity ratio (gearing ratio)	0.28	0.31

*Net debt = non-current borrowings + current borrowings + current maturities of non-current borrowings - cash and cash equivalents

(b) Dividends

(` in lakhs)

Particulars	31 March 2019	31 March 2018
Proposed dividend		
Proposed dividend for the year ended 31 March 2019 of ₹ 2/- per share	44,144.44	-
Proposed final dividend for the year ended 31 March 2018 of ₹ 0.80 per share (31 March 2017 of ₹ 2/- per share)	-	14,272.54
	-	-
Paid dividend		
Final dividend for the year ended 31 March 2017 of ₹ 2/- per share	-	35,681.14
Interim dividend for the year ended 31 March 2018 of ₹ 1.42 per share (by DCCDL Group)	-	10,664.03
Interim dividend for the year ended 31 March 2018 of ₹ 1.20 per share	-	21,408.80
Final dividend for the year ended 31 March 2018 of ₹ 0.80 per share	14,274.61	-

Dividend Distribution Tax (DDT) on proposed/ final dividend for the year ended on 31 March 2019 ₹ 2,934.19 lakhs (31 March 2018: ₹ 13,819.37 lakhs)

Proposed dividends on equity shares are subject to approval at the annual general meeting and are not recognised as a liability (excluding DDT thereon) as at 31 March 2019.

41. CASH FLOW HEDGES

A Risk management strategy

The Group uses swaps contracts to hedge its risks associated with fluctuations in foreign currency. The risk being hedged is the risk of potential gain/ loss due to fluctuation in foreign currency rates. The use of swap contracts is covered by the Group's overall strategy. The Group does not use swaps for speculative purposes. As per the strategy of the Group, foreign currency loans are covered by hedge, considering the risks associated with the hedging of such loans, which in-effect fixes the principal liability of such loans and mitigates or eliminate the financial and market risks in India (the place of business of the Group).

Hedge ratio is the relationship between the quantity of the hedging instrument and the quantity of the hedged item. In the case, total principal payments under the transaction is hedged under the swap contracts with the equivalent amount and at the same dates. Hence the entity hedges its exposure on the transaction and ineffective portion is taken to statement of Profit and Loss.

B Other hedge related disclosures

(i) The maturity profile of hedging instrument is as follows:

(` in lakhs)

Particulars	Less than 1 year	1-5 years	More than 5 years	Total
31 March 2019				
Derivative asset - swap contract (INR-USD hedge rate - ₹ 59.87)	-	-	-	-
31 March 2018				
Derivative asset - swap contract (INR-USD hedge rate - ₹ 59.87)	1,291.30	1,269.08	-	2,560.38

- (ii) In The Group's hedge relationship, source of hedge ineffectiveness are credit risk of the counterparty or of The Group and changes in timing of hedge transaction.
- (iii) The amounts relating to items designated as hedging instrument are as follows -

(₹ in lakhs)

Particulars	Carrying Amount		Hedge related gains/ (losses) recognised in OCI	Amount charged to statement of profit and loss	Line item of statement of profit and loss where the impact is included
	Derivative Asset	Foreign currency loan			
31 March 2019					
External commercial borrowing ('ECB')	12,906.77	132,543.68	-	(3,058.75)	Ineffective portion of cash flow hedges in other expense
31 March 2018					
External commercial borrowing ('ECB')	4,514.69	1,565,574.05	328.65	1,604.38	Ineffective portion of cash flow hedges in other expense

- (iv) Fair value of derivative contract:

(₹ in lakhs)

	31 March 2019		31 March 2018	
	Assets	Liabilities	Assets	Liabilities
Fair value of foreign currency forward contracts designated as hedging instruments	12,906.77	Nil	4,514.69	Nil

42. EMPLOYEE BENEFIT OBLIGATIONS

(a) Provident fund

The Group offer its employees, benefits under defined benefit plans in the form of provident fund scheme which cover all its employees. Both the employees and the Group pay predetermined contributions in the trust. During the year, the Group has contributed ₹ 990.02 lakhs (Previous Year ₹ 769.60 lakhs) into the trust and charged to the statement of profit and loss. In this regard, actuarial valuation was carried out by the independent actuary to find out value of Projected Benefit Obligation arising due to interest rate guarantee towards Provident Fund. In terms of said valuation the Group has no liability towards interest rate guarantee as on 31 March 2019 and 31 March 2018.

The details of fund and plan asset position are given below:

(₹ in lakhs)

Particulars	31 March 2019	31 March 2018
Present value of benefit obligation at period end	19,547.51	18,338.82
Plan value at period end, at fair value	21,172.30	19,494.62
Net assets/ (liability)	1,624.79	1,155.80

Particulars	31 March 2019	31 March 2018
% Allocation of plan assets by category		
Funds Managed by the insurer	100%	100%

Principal actuarial assumptions used:

Particulars	31 March 2019	31 March 2018
Financial Assumptions		
Discounting rate	7.75%	7.60%
Expected statutory interest rate on the ledger balance	8.65%	8.55%
Expected shortfall in interest earnings on the fund	0.05%	0.05%
Demographic Assumptions		
Retirement Age (Years)	60	60
Mortality Rates inclusive of provision for disability	IALM (2006-08)	
Withdrawal Rates		
Up to 30 years	3.00%	3.00%
From 31 to 44 years	2.00%	2.00%
Above 44 years	1.00%	1.00%

Notes to Consolidated Financial Statements (Contd.)

(b) (i) Gratuity (non-funded)

The Group has a defined benefit gratuity plan, which is unfunded. The Group provides for gratuity for employees in India as per the Payment of Gratuity Act, 1972. Employees who are in continuous service for a period of 5 years are eligible for gratuity. The amount of gratuity payable on retirement/ termination is the employees last drawn basic salary per month computed proportionately for 15 days salary multiplied for the number of years of service. The weighted-average duration of the defined benefit obligation is 4.31 to 21.78 years (31 March 2018: 4.33 to 22.75 years).

Risks associated with plan provisions

The Group is exposed to number of risks in the defined benefit plans. Most significant risks pertaining to defined benefit plans and management's estimation of the impact if these risks are as follows:

Salary growth risk

The present value of the defined benefit plan liability is calculated by reference to the future salaries of plan participants. An increase in the salary of the plan participants will increase the plan liability.

Interest rate risk

A decrease in interest rate in future years will increase the plan liability.

Life expectancy risk

The present value of the defined benefit plan liability is calculated by reference to the best estimate of mortality of plan participants both during and at the end of the employment. An increase in the life expectancy of the plan participants will increase the plan liability.

Withdrawals Risk

Actual withdrawals proving higher or lower than assumed withdrawals and change of withdrawal rates at subsequent valuations can impact plan's liability.

The following tables summarise the components of net benefit expense recognised in the statement of profit or loss:

Amount recognised in the statement of profit and loss is as under:

(` in lakhs)

Description	31 March 2019	31 March 2018
Current service cost	413.04	391.78
Interest cost	357.86	348.64
Capitalized during the year	(18.29)	(222.57)
Expenses recovered	(98.14)	(28.82)
Amount recognised in the statement of profit and loss	654.47	489.03

Movement in the liability recognised in the balance sheet is as under:

(` in lakhs)

Description	31 March 2019	31 March 2018
Present value of defined benefit obligation as at the start of the year	4,472.48	5,193.65
Current service cost	413.04	391.78
Interest cost	357.86	348.64
Actuarial loss/ (gain) recognized during the year	54.90	(166.27)
Benefits paid	(504.46)	(657.79)
Adjustment on account of addition/ deletion of subsidiary companies	84.98	(637.53)
Present value of defined benefit obligation as at the end of the year	4,878.80	4,472.48
Current portion of defined benefit obligation	497.97	545.22
Non-current portion of defined benefit obligation	4,380.83	3,927.26

Breakup of Actuarial (gain)/ loss: Other comprehensive income:

(` in lakhs)

Description	31 March 2019	31 March 2018
Actuarial loss/ (gain) on arising from change in demographic assumption	(1.09)	-
Actuarial loss/ (gain) on arising from change in financial assumption	52.85	(154.28)
Actuarial loss/ (gain) on arising from experience adjustment	3.14	(11.99)
Total	54.90	(166.27)

For the determination of the liability in respect of gratuity the Group has used the following actuarial assumptions were as under:

Description	31 March 2019	31 March 2018
Financial Assumptions		
Discount rate	7.75%	7.89%
Future salary increase	7.50%	7.50%
Demographic Assumptions		
Retirement Age (Years)	58/60/62/65/68	58/60/62/65/68
Mortality Rates inclusive of provision for disability	100% of IALM (2006-08)	
Withdrawal Rates		
Up to 30 years	3.00%	3.00%
From 31 to 44 years	2.00%	2.00%
Above 44 years	1.00%	1.00%

These assumptions were developed by management with the assistance of independent actuarial appraisers. Discount factors are determined close to each year-end by reference to government bonds of relevant economic markets and that have terms to maturity approximating to the terms of the related obligation. Other assumptions are based on management's historical experience.

Sensitivity analysis for gratuity liability

(` in lakhs)

Particulars	31 March 2019	31 March 2018
(A) Impact of change in discount rate		
Present value of obligation at the end of the year	4,878.80	4,472.48
a) Impact due to increase of 0.50%	(200.85)	(184.74)
b) Impact due to decrease of 0.50%	214.24	198.20
(B) Impact of change in salary increase		
Present value of obligation at the end of the year	4,878.80	4,472.48
a) Impact due to increase of 0.50%	213.59	197.76
b) Impact due to decrease of 0.50%	(202.05)	(186.01)

Sensitivities due to mortality and withdrawal are not material and hence impact of change not calculated.

As the Group does not have any plan assets, the movement of present value of defined benefit obligation and fair value of plan assets has not been presented.

Maturity Profile of Defined Benefit Obligation:

The following payments are expected contributions to the defined benefit plan in future years

(` in lakhs)

Particulars	31 March 2019	31 March 2018
Within the next 12 months (next annual reporting period)	503.29	526.65
Between 2 and 5 years	1,177.95	1,119.45
Beyond 5 years	3,197.56	2,826.38

(b) (ii) Gratuity (funded)

The one of the subsidiary company has a defined benefit gratuity plan, which is funded. The subsidiary company provides for gratuity for employees as per the Payment of Gratuity Act, 1972 Employees who are in continuous service for a period of 5 years are eligible for gratuity. The amount of gratuity payable on retirement/termination is the employees last drawn basic salary per month computed proportionately for 15 days salary multiplied for the number of years of service. The weighted average duration of the defined benefit obligation is 8.54 years (31 March 2018: 6.96 years).

Risks associated with plan provisions

The subsidiary company is exposed to number of risks in the defined benefit plans. Most significant risks pertaining to defined benefit plans and management's estimation of the impact if these risks are as follows:

Salary growth risk

The present value of the defined benefit plan liability is calculated by reference to the future salaries of plan participants. An increase in the salary of the plan participants will increase the plan liability.

Notes to Consolidated Financial Statements (Contd.)

Interest rate risk

A decrease in interest rate in future years will increase the plan liability.

Life expectancy risk

The present value of the defined benefit plan liability is calculated by reference to the best estimate of mortality of plan participants both during and at the end of the employment. An increase in the life expectancy of the plan participants will increase the plan liability.

Withdrawals Risk

Actual withdrawals proving higher or lower than assumed withdrawals and change of withdrawal rates at subsequent valuations can impact plan's liability.

The following tables summarise the components of net benefit expense recognised in the statement of profit or loss:

Amount recognized in the statement of profit and loss is as under:

(` in lakhs)

Description	31 March 2019	31 March 2018
Current service cost	1.08	4.86
Interest cost on defined benefit obligation	0.98	0.57
Amount recognized in the statement of profit and loss	2.06	5.43

Movement in the liability recognised in the balance sheet is as under:

(` in lakhs)

Description	31 March 2019	31 March 2018
Present value obligation as at the start of the year	29.93	21.12
Interest cost on defined benefit obligation	2.36	1.58
Current service cost	1.08	1.36
Past service cost including curtailment gains/ losses	-	3.50
Benefits paid	-	-
Actuarial loss on obligation	(8.72)	2.37
Present value obligation as at the end of the year	24.65	29.93
Current portion of defined benefit obligation	24.65	5.39
Non-current portion of defined benefit obligation	-	24.54

Movement in fair value of plan assets is as under:

(` in lakhs)

Description	31 March 2019	31 March 2018
Fair value of plan assets as at the start of the year	17.61	13.56
Expected interest income on plan assets	-	-
Actuarial gain/(loss) for the year on asset	1.32	1.02
Employer contribution	8.39	3.03
Benefits paid	-	-
Fair value of plan assets as at the end of the year	27.32	17.61

Breakup of Actuarial gain/(loss): Other comprehensive income:

(` in lakhs)

Description	31 March 2019	31 March 2018
Actuarial gain/(loss) on plan assets	-	-
Actuarial gain/(loss) on defined benefit obligation:		
Actuarial gain/(loss) on arising from change in financial assumption	-	(0.45)
Actuarial gain/(loss) on arising from experience adjustment	8.72	2.82
Total	8.72	2.37

Reconciliation of present value of defined benefit obligation and the fair value of plan assets:

(₹ in lakhs)

Description	31 March 2019	31 March 2018
Present value obligation as at the end of the year	24.65	29.93
Fair value of plan assets as at the end of the year	27.32	17.61
Net liabilities recognized in balance sheet	(2.67)	12.32

Actuarial assumptions

Description	31 March 2019	31 March 2018
Financial Assumptions		
Discount rate	7.66	7.89%
Future salary increase	5.25	5.25%
Demographic Assumptions		
Retirement Age (Years)	58	58
Mortality Rates inclusive of provision for disability	100% of IALM (2006-08)	
Withdrawal Rates		
Up to 30 years	3.00%	3.00%
From 31 to 44 years	2.00%	2.00%
Above 44 years	1.00%	1.00%

These assumptions were developed by management with the assistance of independent actuarial appraisers. Discount factors are determined close to each year-end by reference to government bonds of relevant economic markets and that have terms to maturity approximating to the terms of the related obligation. Other assumptions are based on management's historical experience.

(c) Sensitivity analysis for gratuity liability:

(₹ in lakhs)

Particulars	31 March 2019	31 March 2018
a) Impact of the change in discount rate		
Present value of obligation at the end of the year	24.65	29.93
a) Impact due to increase of 0.50%	0.48	(0.56)
b) Impact due to decrease of 0.50%	(0.47)	0.58
b) Impact of the change in salary increase		
Present value of obligation at the end of the year	24.65	29.93
a) Impact due to increase of 0.50%	0.48	0.59
b) Impact due to decrease of 0.50%	(0.47)	(0.58)

Major categories of plan assets (as percentage of total plan assets)

Particulars	31 March 2019	31 March 2018
a) Funds managed by insurer (Life Insurance Corporation of India)	100%	100%
Total	100%	100%

(d) Maturity Profile of Defined Benefit Obligation

(₹ in lakhs)

Particulars	31 March 2019	31 March 2018
Within the next 12 months (next annual reporting period)	24.65	5.39
Between 2 and 5 years	-	13.21
Beyond 5 years	-	11.33

43. RESTRUCTURING DURING THE YEAR ENDED 31 MARCH 2019:
(a) Disposal / Deemed Disposal during the year ended March 2019

- i) During the year, One of the Group company namely Aadarshini Real Estate Developers Private Limited ("AREDPL") has entered into a JV Agreement dated 11 March 2019, with Green Horizon Trustee Limited (on behalf of Green Horizon Trust) (Investor) for

Notes to Consolidated Financial Statements (Contd.)

developing a commercial complex situated at Udyog Vihar, Gurugram. The Investor has made investment in the equity capital and Compulsorily Convertible Debentures of the AREDPL. Post investment, the Group's stake in AREDPL (held through DLF Home Developers Limited, a subsidiary of DLF Limited), has reduced from 100% to 67%. In accordance with Ind AS 28 'Investments in Associates and Joint Ventures', the Group has carried out Purchase Price allocation of the deemed consideration, being fair value of AREDPL as follows:

(₹ in lakhs)

Particulars	Amount
Purchase Consideration for 100% equity stake	12,781
Add: Loans	-
Total Adjusted Purchase consideration - (A)	12,781
Less: Fair value of:	
Assets*	94,727
Borrowings	(81,946)
Net Assets (B)	12,781
Excess of purchase consideration over fair value of net assets (Goodwill) (C=(A-B))	-

* Net of capital commitments taken over of ₹ 74,800.00 lakhs.

Further, due to terms and conditions of agreement, between the Group and Investor, requiring unanimity of agreement in respect of significant matters related to the financial and operating policies of AREDPL, the Group considers that it does not solely control AREDPL and therefore investment in AREDPL has been accounted for as joint venture in accordance with Ind AS 28 'Investment in Associated and Joint Ventures' and Ind AS 111 'Joint Arrangements'.

In accordance with Ind AS 110 'Consolidated Financial Statements', the Group has fair valued its remaining equity stake (67%) in AREDPL and recorded a gain of ₹ 12,731.86 lakhs arising due to deemed disposal on account of loss of control of AREDPL. Consequently, deferred tax liability amounting to ₹ 2,965.25 lakhs has been created at the consolidated level in respect of investment in AREDPL as a joint venture. The aforementioned gain has arisen due to compliance with applicable Indian Accounting Standards pursuant to loss of control. This is not an operating income and is non-recurring in nature. There is no cash flow on acquisition since the gain is recognized on deemed disposal.

- ii) During the year, Hyma Developers Private Limited [formerly DLF Homes Kokapet Private Limited] (DKPL), one of the wholly-owned subsidiary of the Company has issued share to 'My Homes, Hyderabad' equivalent to 75% stake. By virtue of this, DKPL ceased to be subsidiary of the Company w.e.f. 24 December 2018.

As per the terms of agreement entered during the period with My Homes, the Company has lost control over the entity, further the remaining stake of Company is also to be sold at fair value as per the said agreement which is nominal value. As per the terms of the agreement, the Company does not have any influence over the entity in terms of Ind AS 28, 'Investments in Associates and Joint Ventures', therefore, the entity has not been considered and accounted for as an associate in terms of Ind AS 28, 'Investments in Associates and Joint Ventures'.

(b) Mergers/ Demergers during the year ended 31 March 2019

- i) The Hon'ble National Company Law Tribunal, Principal Bench, New Delhi (NCLT), vide its order dated 8 April 2019, has sanctioned the Scheme of Arrangement for amalgamation of DLF South Point Limited into DLF Commercial Developers Limited (DCDL) & demerger of Hyderabad SEZ undertaking from DCDL into DLF Info City Hyderabad Limited with the appointed date of close of business hours on 31 March, 2018.

DCDL, DLF Info City Hyderabad Limited and DLF South Point Limited have filed their respective Form INC-28 on 26 April 2019 along with the copy of Hon'ble NCLT Order as per the provisions of the Companies Act, 2013, with the Registrar of Companies, NCT of Delhi & Haryana.

- ii) The Hon'ble National Company Law Tribunal, Principal Bench, New Delhi (NCLT), vide its order dated 4 January 2019, has sanctioned the Scheme of Arrangement involving de-merger of SEZ undertaking of DLF Home Developers Limited (DHDL), a wholly-owned subsidiary company of the Company into DLF Info City Chennai Limited (DICCL), wholly-owned subsidiary of DHDL with effect from the Appointed Date of close of business hours of 1 April 2018.

DHDL and DICCL Both have filed their respective Form INC-28 on 31 January 2019 along with the copy of the Hon'ble NCLT Order as per the provisions of the Companies Act, 2013, with the Registrar of Companies, NCT of Delhi & Haryana.

Since the above transactions are under common control business combinations in accordance with Ind AS 103 'Business Combinations', there is no impact on these consolidated financial statements.

(c) Acquisitions during the year ended 31 March 2019

The Group has incorporated wholly-owned subsidiary, Genisys Property Builders & Developers Private Limited, on 14 May 2018 with an initial equity investment of ₹ 500,000 (50,000 nos. of shares of ₹ 10/- each).

(d) Merger proposed

The following companies have also filed amalgamation/ arrangement petitions as per details below before the Hon'ble National Company Law Tribunal (NCLT), Chandigarh Bench during the year. The respective petitions are in process before the said Hon'ble NCLT and hence, no effect thereto has been given in the consolidated financial statements:

S. No.	Name of transferee company	Name of transferor companies	Date of Board meeting approving the Scheme of Arrangement / Amalgamation	Appointed / Transfer Date as per the Scheme of Arrangement / Amalgamation
1.	DLF Limited	1. DLF Phase-IV Commercial Developers Limited 2. DLF Real Estate Builders Limited 3. DLF Residential Builders Limited 4. Demerger of Real Estate undertaking of DLF Utilities Limited	09.08.2018 and 10.08.2018	01.10.2017

(e) (i) Deemed Disposal during the year ended 31 March 2018

The Group entered into a Share Purchase and Shareholders Agreement (“SPSHA”) with Reco Diamond Private Limited (“Investor”), an affiliate of GIC Singapore, DLF Cyber City Developers Limited (“DCCDL”) and certain promoter group entities, wherein the promoter group entities converted certain portion of CCPS into equity shares on 7 December 2017, thereby reducing DLFs shareholding to 66.66%. Subsequently, on 26 December 2017, promoter group entities sold equity shares in DCCDL to the Investor at a purchase consideration of ₹ 895,600.00 lakhs. Subsequent to fulfilment of all conditions precedent specified in the SPSHA, the sale and purchase of the securities and other closing actions as contemplated under the SPSHA were completed on 26 December 2017 and consequently, the Investor acquired 33.34% equity stake in DCCDL.

As per the conditions precedent to the completion of the transaction referred above, the Company and its subsidiaries (other than DCCDL group) acquired/sold stake in following entities from/ to DCCDL group:

- i) 460,000 Equity shares of ₹ 10/- each of DLF City Centre Limited were sold by the Company and DLF Home Developers Limited (DHDL) to DCCDL at a consideration of ₹ 3,390.00 lakhs.
- ii) DHDL received ₹ 7,550.00 lakhs for purchase of 6,500 equity shares of ₹ 10/- each of Galleria Property Management Services Private Limited from DLF Promenade Limited (3,250 shares) and Richmond Park Property Management Services Limited (3,250 shares), subsidiaries of DCCDL group.
- iii) The Group purchased 97,405,700 equity shares of ₹ 10/- each of DLF Utilities Limited from DCCDL, DLF Assets Private Limited, DLF City Centre Limited, DLF Promenade Limited and DLF Emporio Limited (subsidiaries of DCCDL group) at a purchase consideration of ₹ 40,034.00 lakhs.
- iv) DHDL acquired 5,500,000 equity shares of ₹ 10/- each of DLF Energy Private Limited from DLF Power & Services Limited (subsidiary of DCCDL group) at a purchase consideration of ₹ 580.00 lakhs.

- (ii) Further, due to terms and conditions of SPSHA, between the Group and Investor, requiring unanimity of agreement in respect of significant matters related to the financial and operating policies of DCCDL and its subsidiaries (“DCCDL Group”), the Group considers that it does not solely control DCCDL Group and therefore investment in DCCDL Group has been accounted for as joint venture in accordance with Ind AS 28 ‘Investment in Associated and Joint Ventures’ and Ind AS 111 ‘Joint Arrangements’.

In accordance with Ind AS 110 ‘Consolidated Financial Statements’, the Group fair valued its remaining equity stake (66.66%) in DCCDL Group and recorded a gain of ₹ 992,713.00 lakhs arising due to deemed disposal on account of loss of control of DCCDL Group. This was included as an ‘exceptional item’ in the consolidated financial statements of the Company. Consequently, deferred tax liability amounting to ₹ 406,000.00 lakhs was created at the consolidated level in respect of investment in DCCDL as a joint venture. The aforementioned gain had arisen due to compliance with applicable Indian Accounting Standards pursuant to loss of control. This was not an operating income and was non-recurring in nature. There was no cash flow on acquisition since the gain is recognized on deemed disposal.

Further, the Group had accounted for the investment in DCCDL Group using equity method and carried out fair valuation of the assets and liabilities of DCCDL Group as on 26 December 2017, being the effective date of transaction, for the purpose of

Notes to Consolidated Financial Statements (Contd.)

Purchase Price Allocation (PPA) as per Ind AS 28 'Investments in Associates and Joint Ventures' and recognized goodwill for excess of consideration over net assets acquired. The Group reassessed the aforesaid PPA within 12 months of transaction date. Accordingly, the Goodwill subsumed in the Investment by the Group in DCCDL was remeasured at ₹ 120,108.39 lakhs within 12 months of the transaction date. There is no impact on the total investment by the Group in DCCDL as recognised in the financial statements.

The numbers for corresponding previous year appearing under various schedules and notes to these consolidated financial statements are not strictly comparable with current year due to loss of control in DCCDL w.e.f. 26 December 2017.

- (f) The Group has incorporated two wholly-owned subsidiaries, DLF Info City Chennai Limited (DICCL) and DLF Info City Hyderabad Limited (DICHL), on 5 October 2017 and 10 October 2017, respectively with an equity investment of ₹ 500,000 (50,000 nos. of shares of ₹ 10/- each) in each of the subsidiary.

(g) Mergers during the year ended 31 March 2018

Lodhi Merger details:

During the year ended 31 March 2018, Scheme for Amalgamation/ Arrangement has been filed before the Hon'ble National Company Law Tribunal (NCLT) for merger of DLF Hotel Holdings Limited, DLF Global Hospitality Limited and Silverlink (Mauritius) Limited with Lodhi Property Company Limited (all are subsidiary companies of DLF Limited). The Orders for sanction of the Scheme has been approved by NCLT on 20 February 2018, as per following details:

S. No.	Name of transferee company	Name of transferor companies	Purchase Consideration	Date of filing of Order with ROC	Date of approval from NCLT
1.	Lodhi Property Company Limited (LPCL)	1. DLF Hotel Holdings Limited 2. DLF Global Hospitality Limited 3. Silverlink (Mauritius) Limited	For every 82,017 equity share of DLF Hotel Holdings Limited, shareholders to receive 1,000 equity share in LPCL at fair value of ₹ 971.21 per share.	23 March 2018	20 February 2018

(h) Acquisitions during the year ended 31 March 2018

Pursuant to the share purchase agreement entered in financial year 2010-11, a subsidiary company had acquired 99.99% equity stake (with voting interests) in Kolkata International Convention Centre Limited (KICCL) (acquisition date 12 January 2018), Indian unlisted company into real estate development.

Assets and liabilities were recorded at fair value at the date of acquisition. As there was no excess of fair value of assets and liabilities over the purchase consideration, no Goodwill was recognized.

44. GROUP INFORMATION

Consolidated financial statements comprises the financial statements of DLF Limited, its subsidiaries, partnership firms, joint ventures/ joint operations and associates as listed below:

S. No.	Name of Entity	Country of Incorporation	Proportion of ownership (%) as at 31 March 2019	Proportion of ownership (%) as at 31 March 2018
(i)	Subsidiary companies at any time during the year			
1	Aadarshini Real Estate Developers Private Limited [till 18 March 2019] ^s	India	67.00	100.00
2.	Abhigyan Builders & Developers Private Limited	India	100.00	100.00
3.	Abhiraj Real Estate Private Limited	India	100.00	100.00
4.	Adeline Builders & Developers Private Limited	India	100.00	100.00
5.	Americus Real Estate Private Limited	India	100.00	100.00
6.	Amishi Builders & Developers Private Limited	India	100.00	100.00
7.	Angelina Real Estates Private Limited	India	100.00	100.00
8.	Ariadne Builders & Developers Private Limited	India	100.00	100.00
9.	Armand Builders & Constructions Private Limited	India	100.00	100.00
10.	Benedict Estates Developers Private Limited	India	100.00	100.00
11.	Beyla Builders & Developers Private Limited	India	100.00	100.00

S. No.	Name of Entity	Country of Incorporation	Proportion of ownership (%) as at 31 March 2019	Proportion of ownership (%) as at 31 March 2018
12.	Bhamini Real Estate Developers Private Limited	India	100.00	100.00
13.	Breeze Constructions Private Limited	India	100.00	100.00
14.	Chakradharee Estates Developers Private Limited	India	100.00	100.00
15.	Chandrajyoti Estate Developers Private Limited	India	100.00	100.00
16.	Dae Real Estates Private Limited	India	100.00	100.00
17.	Daffodil Hotels Private Limited	India	74.00	74.00
18.	Dalmia Promoters and Developers Private Limited	India	100.00	100.00
19.	Delanco Home and Resorts Private Limited	India	100.00	100.00
20.	Delanco Realtors Private Limited	India	100.00	100.00
21.	Deltaland Buildcon Private Limited	India	100.00	100.00
22.	DLF Aspinwal Hotels Private Limited	India	100.00	100.00
23.	DLF Builders and Developers Private Limited [formerly SC Hospitality Private Limited]	India	100.00	98.96
24.	DLF Cochin Hotels Private Limited	India	100.00	100.00
25.	DLF Commercial Developers Limited	India	100.00	100.00
26.	DLF Emporio Restaurants Limited	India	100.00	100.00
27.	DLF Energy Private Limited	India	100.00	100.00
28.	DLF Estate Developers Limited	India	100.00	100.00
29.	DLF Garden City Indore Private Limited	India	100.00	100.00
30.	DLF Golf Resorts Limited	India	100.00	100.00
31.	DLF Home Developers Limited	India	100.00	100.00
32.	DLF Homes Goa Private Limited	India	100.00	100.00
33.	DLF Homes Services Private Limited	India	100.00	100.00
34.	DLF Info City Hyderabad Limited	India	100.00	100.00
35.	DLF Info City Chennai Limited	India	100.00	100.00
36.	DLF Info Park (Pune) Limited	India	100.00	100.00
37.	DLF Info Park Developers (Chennai) Limited	India	100.00	100.00
38.	DLF Lands India Private Limited [formerly Berenice Real Estate Private Limited]	India	100.00	100.00
39.	DLF Luxury Homes Limited [formerly DLF GK Residency Limited]	India	100.00	100.00
40.	DLF Phase-IV Commercial Developers Limited	India	100.00	100.00
41.	DLF Projects Limited	India	100.00	100.00
42.	DLF Property Developers Limited	India	100.00	100.00
43.	DLF Real Estate Builders Limited	India	100.00	99.99
44.	DLF Recreational Foundation Limited	India	85.00	85.00
45.	DLF Residential Builders Limited	India	100.00	100.00
46.	DLF Residential Developers Limited	India	100.00	100.00
47.	DLF Residential Partners Limited	India	100.00	100.00
48.	DLF South Point Limited [merged with DLF Commercial Developers Limited]	India	100.00	100.00
49.	DLF Southern Towns Private Limited	India	100.00	100.00
50.	DLF Universal Limited	India	100.00	100.00
51.	DLF Utilities Limited	India	100.00	100.00
52.	Domus Real Estate Private Limited	India	100.00	100.00
53.	Eastern India Powertech Limited	India	100.00	100.00
54.	Edward Keventer (Successors) Private Limited	India	100.00	100.00
55.	Elvira Builders & Constructions Private Limited	India	100.00	100.00

Notes to Consolidated Financial Statements (Contd.)

S. No.	Name of Entity	Country of Incorporation	Proportion of ownership (%) as at 31 March 2019	Proportion of ownership (%) as at 31 March 2018
56.	Faye Builders & Constructions Private Limited	India	100.00	100.00
57.	Galleria Property Management Services Private Limited	India	72.22	72.22
58.	Ghaliya Builders & Developers Private Limited	India	100.00	100.00
59.	Genisys Property Builders & Developers Private Limited [w.e.f. 14 May 2018]	India	100.00	-
60.	Hansel Builders & Developers Private Limited	India	100.00	100.00
61.	Hyma Developers Private Limited [formerly DLF Homes Kokapet Private Limited] (till 24 December 2018) [®]	India	25.00	100.00
62.	Isabel Builders & Developers Private Limited	India	100.00	100.00
63.	Kolkata International Convention Centre Limited	India	99.99	99.99
64.	Lada Estates Private Limited	India	100.00	100.00
65.	Latona Builders & Constructions Private Limited	India	100.00	100.00
66.	Lear Builders & Developers Private Limited	India	100.00	100.00
67.	Lempo Buildwell Private Limited	India	100.00	100.00
68.	Liber Buildwell Private Limited	India	100.00	100.00
69.	Livana Builders & Developers Private Limited	India	100.00	100.00
70.	Lizebeth Builders & Developers Private Limited	India	100.00	100.00
71.	Lodhi Property Company Limited	India	100.00	100.00
72.	Mariabella Builders & Developers Private Limited	India	100.00	100.00
73.	Melosa Builders & Developers Private Limited	India	100.00	100.00
74.	Mens Buildcon Private Limited	India	100.00	100.00
75.	Nambi Buildwell Private Limited	India	100.00	100.00
76.	Narooma Builders & Developers Private Limited	India	100.00	100.00
77.	Nellis Builders & Developers Private Limited	India	100.00	100.00
78.	Niobe Builders & Developers Private Limited	India	100.00	100.00
79.	Nudhar Builders & Developers Private Limited	India	100.00	100.00
80.	Paliwal Developers Limited	India	100.00	100.00
81.	Paliwal Real Estate Limited	India	100.00	100.00
82.	Phoena Builders & Developers Private Limited	India	100.00	100.00
83.	Pyrite Builders & Constructions Private Limited	India	100.00	100.00
84.	Qabil Builders & Constructions Private Limited	India	100.00	100.00
85.	Rachelle Builders & Constructions Private Limited	India	100.00	100.00
86.	Riveria Commercial Developers Limited	India	100.00	100.00
87.	Rochelle Builders & Constructions Private Limited	India	100.00	100.00
88.	Royalton Builders & Developers Private Limited	India	100.00	100.00
89.	Saket Holidays Resorts Private Limited	India	100.00	100.00
90.	Shivaji Marg Maintenance Services Limited [formerly NewGen MedWorld Hospitals Limited]	India	100.00	100.00
91.	Tiberias Developers Limited [formerly DLF Finvest Limited]	India	100.00	100.00
92.	Urvasi Infratech Private Limited	India	100.00	100.00
93.	Vibodh Developers Private Limited	India	100.00	100.00
94.	Vkarma Capital Investment Management Company Private Limited	India	100.00	100.00
95.	Vkarma Capital Trustee Company Private Limited	India	100.00	100.00
96.	Webcity Builders & Developers Private Limited	India	100.00	100.00

The Company holds 51% equity in Balaji Highways Holding Private Limited (Balaji), however the Company has neither control nor can exercise any influence over Balaji. Since, there is no control or influence and investment being immaterial, the same has not been consolidated in these consolidated financial statements.

S. No.	Name of Entity	Country of Incorporation	Proportion of ownership (%) as at 31 March 2019	Proportion of ownership (%) as at 31 March 2018
(ii) Partnership Firms (Accounted for as Subsidiaries)				
1	DLF Commercial Projects Corporation	India	100.00	100.00
2.	DLF Gayatri Developers	India	41.92	41.92
3.	DLF Green Valley	India	50.00	50.00
4.	DLF Office Developers	India	85.00	85.00
5.	Rational Builders and Developers	India	95.00	95.00
(iii) Joint Ventures (JV) and Joint Operations (JO) / Associates (A)				
1.	Banjara Hills Hyderabad Complex (JO)	India	50.00	50.00
2.	DLF Gayatri Home Developers Private Limited (JV)	India	50.00	50.00
3.	DLF Midtown Private Limited (JV)	India	50.00	50.00
4.	DLF SBPL Developers Private Limited (JV)	India	50.00	50.00
5.	DLF Urban Private Limited (JV)	India	50.00	50.00
6.	GSG DRDL Consortium (JO)	India	50.00	50.00
7.	Fairleaf Real Estate Private Limited [formerly YG Realty Private Limited] (JV)	India	50.00	50.00
8.	DESIGNPLUS GROUP (JV) Comprising investment in Designplus Associates Services Private Limited (JV) alongwith its following subsidiary:	India	42.49	42.49
8.1	Spazzio Projects and Interiors Private Limited (JV)	India		
9.	DLF Homes Panchkula Private Limited (A)	India	39.54	39.54
10.	Joyous Housing Limited (JV)	India	37.50	37.50
11.	Arizona Globalservices Private Limited* (A)	India	-	-
12.	Aadarshini Real Estate Developers Private Limited [w.e.f. 19 March 2019] [§]	India	67.00	-
13	DCCDL GROUP (JV)[^] Comprising investment in DLF Cyber City Developers Limited along with its following subsidiaries [w.e.f 26 December, 2017]	India	66.66	66.66
(i)	Caraf Builders & Constructions Private Limited [merged with DLF Cyber City Developers Limited (w.e.f. 27 September 2018)]	India		
(ii)	DLF Assets Private Limited	India		
(iii)	DLF City Centre Limited	India		
(iv)	DLF Emporio Limited	India		
(v)	DLF Info City Developers (Chandigarh) Limited	India		
(vi)	DLF Info City Developers (Kolkata) Limited	India		
(vii)	DLF Power & Services Limited	India		
(viii)	DLF Promenade Limited	India		
(ix)	Richmond Park Property Management Services Limited	India		

Notes:

§ Due to terms and conditions of Joint Venture Agreement between the Company and Investor, requiring unanimity of agreement in respect of significant matters related to the financial and operating policies of Aadarshini Real Estate Developers Private Limited (“AREDPL”), the Company considers that it does not solely control AREDPL and therefore investment in AREDPL has been accounted for as joint venture in accordance with Ind AS 28 ‘Investment in Associates and Joint Ventures’ and Ind AS 111 ‘Joint Arrangements’. This was accounted for as subsidiary till 18 March 2019.

@ As per the terms of agreement entered during the period with a third party, the Company has lost control over the entity, further the remaining stake of Company is also to be sold at fair value as per the said agreement which is nominal value. As per the terms of the agreement, the Company does not have any influence over the entity in terms of Ind AS 28, ‘Investments in Associates and Joint Ventures’, therefore, the entity has not been considered and accounted for as an associate in terms of Ind AS 28, ‘Investments in Associates and Joint Ventures’.

* DLF Home Developers Limited, one of the wholly-owned subsidiary Company of the Group holds Compulsorily Convertible Preference shares (CCPS) in Arizona Globalservices Private Limited (Arizona). These are convertible at the option of the investor.

Notes to Consolidated Financial Statements (Contd.)

If these are converted (also considering the terms and conditions of the agreement), it will assure significant influence over Arizona by the Group. Hence, Arizona has been classified as an associate and the Group recognises its share in net assets through equity method.

- [^] Due to terms and conditions of Share Purchase and Shareholders Agreement (“SPSHA”), between the Company and Investor, requiring unanimity of agreement in respect of significant matters related to the financial and operating policies of DLF Cyber City Developers Limited and its subsidiaries (“DCCDL Group”), the Company considers that it does not solely control DCCDL Group and therefore investment in DCCDL Group has been accounted for as joint venture in accordance with Ind AS 28 ‘Investment in Associates and Joint Ventures’ and Ind AS 111 ‘Joint Arrangements’. These entities were accounted for as subsidiaries till 25 December 2017.

45. SUBSIDIARIES WITH MATERIAL NON-CONTROLLING INTEREST (‘NCI’)

The Group includes two subsidiaries, with material non-controlling interests, as mentioned below:

Description	Country	Capital contribution by NCI	
		31 March 2019	31 March 2018
DLF Gayatri Developers (partnership firm) (Refer (i) below)	India	58.08%	58.08%
DLF Green Valley (partnership firm) (Refer (ii) below)	India	50.00%	50.00%

Description	Country	NCI's profit share	
		31 March 2019	31 March 2018
DLF Gayatri Developers (partnership firm)	India	50.00%	50.00%
DLF Green Valley (partnership firm)	India	50.00%	50.00%

Consolidated position w.r.t. non-controlling interest

(` in lakhs)

Description	31 March 2019	31 March 2018
Accumulated balances of material non-controlling interest:		
DLF Gayatri Developers (partnership firm)	1,568.23	2,030.39
DLF Green Valley (partnership firm)	620.77	872.12

(` in lakhs)

Description	31 March 2019	31 March 2018
Profit/(loss) allocated to material non-controlling interest:		
DLF Gayatri Developers (partnership firm)	(211.73)	(445.95)
DLF Green Valley (partnership firm)	(267.26)	(260.44)

No dividends were paid to the NCI during the year ended 31 March 2019 and 31 March 2018.

The summarized financial information of the subsidiaries, before intragroup eliminations are set-out below:

(i) DLF Gayatri Developers

Balance sheet

(` in lakhs)

Description	31 March 2019	31 March 2018
Non-current assets	188.27	26.14
Current assets	19,977.78	10,023.21
Current liabilities	(18,355.15)	(7,314.12)
Total equity	1,810.90	2,735.23
Attributable to:		
Equity holders of parent	242.67	704.84
Non-controlling interest	1,568.23	2,030.39

Statement of profit and loss

(₹ in lakhs)

Description	31 March 2019	31 March 2018
Revenue and other income	384.43	165.17
Cost of construction and development	419.25	1,033.07
Depreciation	1.51	1.98
Other expenses	175.97	22.02
Loss before tax	(212.30)	(891.90)
Income tax and deferred tax	211.15	-
Loss for the year from continuing operations	(423.45)	(891.90)
Other comprehensive income	-	-
Total comprehensive income (loss)	(423.45)	(891.90)
Attributable to non-controlling interests	(211.73)	(445.95)

Cash flow information

(₹ in lakhs)

Description	31 March 2019	31 March 2018
Cash used in operating activities	838.71	(808.67)
Cash flow from/ (used in) investing activities	249.11	774.71
Cash used in financing activities	-	2.28
Net decrease in cash and cash equivalents	1,087.82	(31.68)

(ii) DLF Green Valley
Balance sheet

(₹ in lakhs)

Description	31 March 2019	31 March 2018
Non-current assets	6,319.39	6,319.39
Current assets	7.78	1.01
Current liabilities	(534.73)	(521.78)
Total equity	5,792.44	5,798.62
Attributable to:		
Equity holders of parent	5,171.67	4,926.50
Non-controlling interest	620.77	872.12

Statement of profit and loss

(₹ in lakhs)

Description	31 March 2019	31 March 2018
Finance costs	531.91	518.34
Other expenses	2.61	2.54
Loss before tax	(534.52)	(520.88)
Loss for the year from continuing operations	(534.52)	(520.88)
Other comprehensive income	-	-
Total comprehensive income	(534.52)	(520.88)
Attributable to non-controlling interests	(267.26)	(260.44)

Cash flow information

(₹ in lakhs)

Description	31 March 2019	31 March 2018
Cash used in operating activities	(3.23)	(0.54)
Cash flow from financing activities	10.00	-
Net (decrease)/increase in cash and cash equivalents	6.77	(0.54)

Notes to Consolidated Financial Statements (Contd.)

46. INFORMATION ABOUT ASSOCIATES AND JOINT VENTURES

(i) Joint ventures and associates

S. No.	Name of Entity	Associates/ joint ventures/ joint operations	Principal activities	Principal place of business/ Country of Incorporation	Proportion of ownership (%) as at 31 March 2019	Proportion of ownership (%) as at 31 March 2018
1.	Banjara Hills Hyderabad Complex	Joint operations	Real Estate Developers	India	50.00	50.00
2.	DLF Gayatri Home Developers Private Limited	Joint venture	Real Estate Developers	India	50.00	50.00
3.	DLF Midtown Private Limited	Joint venture	Real Estate Developers	India	50.00	50.00
4.	DLF SBPL Developers Private Limited	Joint venture	Real Estate Developers	India	50.00	50.00
5.	DLF Urban Private Limited	Joint venture	Real Estate Developers	India	50.00	50.00
6.	GSG DRDL Consortium	Joint operations	Real Estate Developers	India	50.00	50.00
7.	Fairleaf Real Estate Private Limited [formerly YG Realty Private Limited]	Joint venture	Real Estate Developers	India	50.00	50.00
8.	DESIGNPLUS GROUP (JV) Comprising investment in Designplus Associates Services Private Limited (JV) alongwith its following subsidiary:	Joint venture	Real Estate Designer	India	42.49	42.49
8.1	Spazzio Projects and Interiors Private Limited (JV)	Joint venture	Real Estate Designer	India	-	-
9.	DLF Homes Panchkula Private Limited	Associate	Real Estate Developers	India	39.54	39.54
10.	Joyous Housing Limited	Joint venture	Real Estate Developers	India	37.50	37.50
11.	Arizona Globalservices Private Limited	Associate	Real Estate Developers	India	-	-
12.	Aadarshini Real Estate Developers Private Limited [w.e.f. 19 March 2019]	Joint venture	Real Estate Developers	India	67.00	-
13.	DCCDL GROUP Comprising investment in DLF Cyber City Developers Limited alongwith its following subsidiaries [w.e.f 26 December, 2017]	Joint venture	Real Estate Developers	India	66.66	66.66
i)	Caraf Builders & Constructions Private Limited [now merged with DLF Cyber City Developers Limited (w.e.f. 27 September 2018)]	Joint venture	Real Estate Developers	India	-	-
ii)	DLF Assets Private Limited	Joint venture	Real Estate Developers	India	-	-
iii)	DLF City Centre Limited	Joint venture	Real Estate Developers	India	-	-
iv)	DLF Emporio Limited	Joint venture	Real Estate Developers	India	-	-
v)	DLF Info City Developers (Chandigarh) Limited	Joint venture	Real Estate Developers	India	-	-
vi)	DLF Info City Developers (Kolkata) Limited	Joint venture	Real Estate Developers	India	-	-
vii)	DLF Power & Services Limited	Joint venture	Maintenance Company	India	-	-
viii)	DLF Promenade Limited	Joint venture	Real Estate Developers	India	-	-
ix)	Richmond Park Property Management Services Limited	Joint venture	Real Estate Developers	India	-	-

(ii) Summarised financial information for joint ventures

Summarised financial information of the joint ventures, based on their consolidated Ind AS financial statements and reconciliation with the carrying amount of the investment in consolidated financial statements are set-out below:

a) Summarised Balance sheet

(` in lakhs)

Particulars	DLF Gayatri Home Developers Private Limited		DLF Midtown Private Limited	
	31 March 2019	31 March 2018	31 March 2019	31 March 2018
Cash and cash equivalents	1.94	9.33	32.76	386.97
Other assets	476.90	476.90	193,272.18	197,778.60
Current assets (A)	478.84	486.23	193,304.94	198,165.57
Non-current assets (B)	-	-	9.68	8.75
Current financial liabilities (excluding trade payables and provisions)	738.19	649.77	3,519.19	2,747.36
Trade payables and provisions	5.84	5.52	37.32	11.46
Current liabilities (C)	744.03	655.29	3,556.51	2,758.82
Non-current financial liabilities (excluding trade payables and provisions)	-	-	86,201.36	116,660.28
Non-current liabilities (D)	-	-	86,201.36	116,660.28
Net assets (A+B-C-D)	(265.19)	(169.06)	103,556.75	78,755.22
Equity	1.00	1.00	2,248.20	2,248.20
Proportion of the Group's ownership	50%	50%	50%	50%
Carrying amount of the investment	(132.54)	(84.46)	41,920.23	72,200.61

(` in lakhs)

Particulars	DLF SBPL Developers Private Limited		DLF Urban Private Limited	
	31 March 2019	31 March 2018	31 March 2019	31 March 2018
Cash and cash equivalents	2.29	2.44	1,146.30	989.25
Other assets	13.32	13.32	86,239.32	81,241.47
Current assets (A)	15.61	15.76	87,385.62	82,230.72
Non-current assets (B)	-	-	18.26	12.15
Current financial liabilities (excluding trade payables and provisions)	245.70	200.60	1,276.31	450.77
Trade payables and provisions	7.15	13.58	771.87	1,384.25
Current liabilities (C)	252.85	214.18	2,048.18	1,835.02
Non-current financial liabilities (excluding trade payables and provisions)	-	-	52,387.17	53,585.49
Trade payables and provisions	-	-	-	-
Non-current liabilities (D)	-	-	52,387.17	53,585.49
Net assets (A+B-C-D)	(237.24)	(198.42)	32,968.53	26,822.36
Equity	1.00	1.00	927.97	927.97
Proportion of the Group's ownership	50%	50%	50%	50%
Carrying amount of the investment	(118.61)	(99.20)	22,807.72	31,560.15

(` in lakhs)

Particulars	Fairleaf Real Estate Private Limited [formerly YG Realty Private Limited]		Joyous Housing Limited	
	31 March 2019	31 March 2018	31 March 2019	31 March 2018
Cash and cash equivalents	1,574.57	1,349.08	1,316.17	6,581.95
Other assets	2,268.00	893.69	83,749.06	69,631.04
Current assets (A)	3,842.57	2,242.77	85,065.23	76,212.99
Non-current assets (B)	97,725.17	99,080.59	6,260.84	5,943.81
Current financial liabilities (excluding trade payables and provisions)	20,121.07	15,259.07	7,942.36	5,489.59
Trade payables and provisions	432.10	448.42	534.39	520.64
Current liabilities (C)	20,553.17	15,707.49	8,476.75	6,010.23
Non-current financial liabilities (excluding trade payables and provisions)	68,777.35	75,430.17	79,133.81	72,556.06
Trade payables and provisions	19.26	17.52	2.54	0.82
Non-current liabilities (D)	68,796.61	75,447.69	79,136.35	72,556.88
Net assets (A+B-C-D)	12,217.96	10,168.18	3,712.97	3,589.69
Equity	150.02	150.02	100.00	100.00
Proportion of the Group's ownership	50%	50%	37.50%	37.50%
Carrying amount of the investment	53,529.07	47,166.91	5,499.59	5,458.99

Notes to Consolidated Financial Statements (Contd.)

(` in lakhs)

Particulars	DCCDL Group		Designplus Associates Services Private Limited (consolidated including Spazio Projects and Interiors Private Limited)	
	31 March 2019	31 March 2018	31 March 2019	31 March 2018
Cash and cash equivalents	25,964.57	35,153.74	68.85	335.71
Other assets	810,634.34	938,455.55	1,080.48	1,215.37
Current assets (A)	836,598.91	973,609.29	1,149.33	1,551.08
Non-current assets (B)	1,932,141.55	1,852,470.42	336.56	333.98
Current financial liabilities (excluding trade payables and provisions)	263,285.22	205,010.24	185.60	231.69
Trade payables and provisions	23,698.96	25,755.58	278.33	408.22
Current liabilities (C)	286,984.18	230,765.82	463.93	639.91
Non-current financial liabilities (excluding trade payables and provisions)	1,734,179.29	1,818,954.41	30.64	39.36
Trade payables and provisions	1,126.51	1,135.81	138.06	132.65
Non-current liabilities (D)	1,735,305.80	1,820,090.22	168.70	172.01
Net assets (A+B-C-D)	746,450.48	775,223.67	853.26	1,073.14
Equity	226,416.77	226,416.77	29.42	29.42
Proportion of the Group's ownership	67.00%	66.66%	42.49%	42.49%
Carrying amount of the investment*	1,888,893.70	1,804,322.77	4,878.42	4,860.57

* Includes ₹ 17,473.52 lakhs (previous year: ₹ 8,205.60 lakhs) adjustment on account of elimination of profit with respect to transactions with DCCDL.

(` in lakhs)

Particulars	Aadarshini Real Estate Developers Private Limited [w.e.f. 19 March 2019]	
	31 March 2019	31 March 2018
Cash and cash equivalents	1,06,423.95	-
Other assets	13.07	-
Current assets (A)	106,437.02	-
Non-current assets (B)	82,797.32	-
Current financial liabilities (excluding trade payables and provisions)	4,011.59	-
Trade payables and provisions	66.04	-
Current liabilities (C)	4,077.63	-
Non-current financial liabilities (excluding trade payables and provisions)	133,545.56	-
Trade payables and provisions	-	-
Non-current liabilities (D)	133,545.56	-
Net assets (A+B-C-D)	51,611.15	-
Equity	7.46	-
Proportion of the Group's ownership	67.00%	-
Carrying amount of the investment	59,232.11	-

b) Summarised Statement of profit and loss:

(` in lakhs)

Particulars	DLF Gayatri Home Developers Private Limited		DLF Midtown Private Limited	
	For the year ended 31 March 2019	For the year ended 31 March 2018	For the year ended 31 March 2019	For the year ended 31 March 2018
Revenue	-	-	-	-
Other income	-	-	-	1.00
Total revenue (A)	-	-	-	1.00
Depreciation and amortisation	-	-	-	-
Employee benefit expense	-	-	3.07	-
Finance costs	79.19	75.37	287.52	265.45

(` in lakhs)

Particulars	DLF Gayatri Home Developers Private Limited		DLF Midtown Private Limited	
	For the year ended 31 March 2019	For the year ended 31 March 2018	For the year ended 31 March 2019	For the year ended 31 March 2018
Other expense	16.95	16.51	22.44	22.35
Total expenses (B)	96.14	91.88	313.03	287.80
Profit/(loss) before tax (C = A-B)	(96.14)	(91.88)	(313.03)	(286.80)
Tax expense (D)	-	-	-	-
Profit/(loss) for the year (E = C-D)	(96.14)	(91.88)	(313.03)	(286.80)
Other comprehensive income (F)	-	-	-	-
Total comprehensive income (E+F)	(96.14)	(91.88)	(313.03)	(286.80)
Share of profit/(loss) for the year	(48.07)	(45.88)	(156.52)	(143.40)

(` in lakhs)

Particulars	Fairleaf Real Estate Private Limited [formerly YG Realty Private Limited]		Joyous Housing Limited	
	For the year ended 31 March 2019	For the year ended 31 March 2018	For the year ended 31 March 2019	For the year ended 31 March 2018
Revenue	15,532.89	13,431.21	-	-
Other income	763.20	1,043.54	305.07	63.02
Total revenue (A)	16,296.09	14,474.75	305.07	63.02
Cost of Construction	-	-	(10,367.19)	(8,352.70)
Depreciation and amortisation	2,350.85	2874.56	2.90	11.29
Employee benefit expense	237.34	228.26	202.71	123.11
Finance costs	9,593.47	10089.42	10,494.80	9,029.34
Other expense	2,066.80	1956.94	25.02	37.73
Total expenses (B)	14,248.46	15,149.18	358.24	848.77
Profit/(loss) before tax (C = A-B)	2,047.63	(674.43)	(53.17)	(785.75)
Tax expense (D)	-	-	175.93	413.64
Profit/(loss) for the year (E = C-D)	2,047.63	(674.43)	122.76	(372.11)
Other comprehensive income (F)	2.15	1.72	(0.53)	(1.50)
Total comprehensive income (E+F)	2,049.78	(672.71)	123.29	(373.61)
Share of profit/(loss) for the year	1,024.89	(336.36)	46.23	(134.46)

(` in lakhs)

Particulars	DLF SBPL Developers Private Limited		DLF Urban Private Limited	
	For the year ended 31 March 2019	For the year ended 31 March 2018	For the year ended 31 March 2019	For the year ended 31 March 2018
Revenue	-	-	-	-
Other income	-	-	-	0.09
Total revenue (A)	-	-	-	0.09
Finance costs	18.59	15.04	0.07	0.50
Other expense	20.23	21.85	34.03	47.34
Total expenses (B)	38.82	36.89	34.10	47.84
Profit/(loss) before tax (C = A-B)	(38.82)	(36.89)	(34.10)	(47.75)
Tax expense (D)	-	-	-	-
Profit/(loss) for the year (E = C-D)	(38.82)	(36.89)	(34.10)	(47.75)
Other comprehensive income (F)	-	-	-	-
Total comprehensive income (E+F)	(38.82)	(36.89)	(34.10)	(47.75)
Share of profit/(loss) for the year	(19.41)	(18.44)	(17.05)	(23.88)

Notes to Consolidated Financial Statements (Contd.)

(` in lakhs)

Particulars	DCCDL Group		Designplus Associates Services Private Limited	
	For the year ended 31 March 2019	For the year ended 31 March 2018	For the year ended 31 March 2019	For the year ended 31 March 2018
Revenue	395,880.01	107,940.49	2,183.78	2,995.12
Other income	112,925.16	30,378.09	100.92	143.57
Total revenue (A)	508,805.17	138,318.58	2,284.70	3,138.69
Cost of facility management expenses	98,072.19	17,847.72	1,215.34	1,455.79
Depreciation and amortisation	43,014.19	10,534.47	18.20	17.70
Employee benefit expense	10,426.70	2,544.19	624.35	907.06
Finance costs	172,336.07	42,007.09	12.02	7.43
Other expense	20,933.22	24,105.26	633.65	688.51
Total expenses (B)	344,782.37	97,038.73	2,503.56	3,076.49
Profit/ (loss) before tax (C = A-B)	164,022.80	41,279.85	(218.86)	62.20
Exceptional item	-	47.18	-	-
Tax expense (D)	24,066.60	6,695.63	1.00	(0.71)
Profit/ (loss) for the year (E = C-D)	139,956.20	34,631.40	(219.86)	62.91
Other comprehensive income (F)	(1.26)	55.35	-	-
Total comprehensive income (E+F)	139,954.94	34,686.75	(219.86)	62.91
Share of profit/ (loss) for the year	93,293.96	23,129.14	(93.42)	26.73

(` in lakhs)

Particulars	Aadarshini Real Estate Developers Private Limited [w.e.f. 19 March 2019]	
	For the year ended 31 March 2019	For the year ended 31 March 2018
Revenue	-	-
Other income	-	-
Total revenue (A)	-	-
Depreciation and amortisation	-	-
Employee benefit expense	-	-
Finance costs	0.06	-
Other expense	76.19	-
Total expenses (B)	76.25	-
Profit/ (loss) before tax (C = A-B)	(76.25)	-
Exceptional item	-	-
Tax expense (D)	-	-
Profit/ (loss) for the year (E = C-D)	(76.25)	-
Other comprehensive income (F)	-	-
Total comprehensive income (E+F)	(76.25)	-
Share of profit/ (loss) for the year	(50.83)	-

iii) Summarised financial information for associates

Summarised financial information of the associates, based on its consolidated Ind AS financial statements and reconciliation with the carrying amount of the investment in consolidated financial statements are set out below:

a) Summarised Balance sheet

(` in lakhs)

Particulars	DLF Homes Panchkula Private Limited		Arizona Globalservices Private Limited	
	31 March 2019	31 March 2018	31 March 2019	31 March 2018
Cash and cash equivalents	401.09	186.43	13.99	114.99
Other assets	91,010.37	83,747.49	4,140.21	4,907.91
Current assets (A)	91,411.46	83,933.92	4,154.20	5,022.90
Non-current assets (B)	3,216.10	5,840.75	18,401.11	18,044.80

(` in lakhs)

Particulars	DLF Homes Panchkula Private Limited		Arizona Globalservices Private Limited	
	31 March 2019	31 March 2018	31 March 2019	31 March 2018
Current financial liabilities (excluding trade payables and provisions)	109,637.01	81,822.81	43.78	48.45
Trade payables and provisions	17,710.74	14,329.49	210.10	719.78
Current liabilities (C)	127,347.75	96,152.30	253.88	768.23
Non-current financial liabilities (excluding trade payables and provisions)	-	-	500.00	1,100.00
Trade payables and provisions	36.34	33.30	-	-
Non-current liabilities (D)	36.34	33.30	500.00	1,100.00
Net assets (A+B-C-D)	(32,756.53)	(6,410.93)	21,801.43	21,199.47
Equity	6.24	6.24	20,133.00	20,133.00
Proportion of the Group's ownership	39.54%	39.54%	34.97%	34.97%
Carrying amount of the investment	0.00	(3,694.39)	10,311.39	10,363.89

b) Summarised Statement of profit and loss

(` in lakhs)

Particulars	DLF Homes Panchkula Private Limited		Arizona Globalservices Private Limited	
	For the year ended 31 March 2019	For the year ended 31 March 2018	For the year ended 31 March 2019	For the year ended 31 March 2018
Revenue	15,013.65	(2,595.31)	1,845.26	1,843.99
Other Income	37.13	51.98	719.53	485.84
Total revenue (A)	15,050.78	(2,543.33)	2,564.79	2,329.83
Cost of Sales	14,844.75	959.67	1,826.98	1,817.82
Depreciation and amortisation	111.74	112.23	1.83	1.00
Employee benefit expense	242.76	45.21	10.38	13.21
Finance costs	6,693.50	5,765.70	11.31	103.70
Other expense	2,950.01	1,486.75	100.21	420.25
Total expenses (B)	24,842.76	8,369.56	1,950.71	2,355.98
Profit/ (loss) before tax (C=A-B)	(9,791.98)	(10,912.89)	614.08	(26.15)
Tax expense (D)	-	-	(12.13)	(24.73)
Profit/ (loss) for the year (E = C-D)	(9,791.98)	(10,912.89)	601.95	(50.88)
Other comprehensive income (F)	(0.73)	4.27	-	-
Total comprehensive income (E+F)	(9,791.25)	(10,908.62)	601.95	(50.88)
Share of profit/ (loss) for the year	-	(4,313.35)	210.50	(17.79)

(iv) Other information

Contingent liabilities for joint ventures and associates

(` in lakhs)

Description	31 March 2019	31 March 2018
<i>Contingent liabilities – joint ventures and associates</i>		
Share of contingent liabilities incurred jointly with other investors of the joint ventures and associates		
Entity name wise listing		
DCCDL Group (refer note (a) below)	176,593.32	181,139.56
Joyous Housing Limited	581.25	733.13
Fairleaf Real Estate Private Limited [formerly YG Realty Private Limited]	6.18	6.18
DLF Homes Panchkula Private Limited	85.72	34.66
Total Amount	177,266.47	181,913.53

Dividend income and information related to fair value.

No dividends were received from joint ventures and associates during the year ended 31 March 2019 and 31 March 2018. All the joint ventures and associates are either private companies or closely held public companies and hence, no quoted market price available for its shares.

Notes to Consolidated Financial Statements (Contd.)

Note:

- a) As per the terms of the SPSHA mentioned in note 43(e), the Group has undertaken to indemnify, defend and hold harmless the Investor against all losses incurred or suffered by DCCDL Group arising out of following matters upto or prior to 25 December 2017 (i.e. Closing Date):
- Income tax demands related to various matters and assessments year upto the closing date of ₹ 154,590.45 lakhs (31 March 2018: ₹ 159,037.06 lakhs);
 - Indirect tax demands including service tax and entry tax related to various matters and financial years upto the closing date of ₹ 20,819.36 lakhs (31 March 2018: ₹ 20,916.36 lakhs);
 - During earlier years, Chandigarh Administration served a Show Cause Notice to one of the subsidiaries of DCCDL Group alleging that certain portion of IT Park meant to be leased out to IT/ ITES companies was leased out to non IT/ ITES companies. On the said Show Cause Notice, order dated 20 August 2010 was passed by the Estate Officer, Chandigarh to resume the site and the subsidiary company was directed to pay misuse charges of ₹ 3,962.78 lakhs. The subsidiary company filed an appeal before Chief Administrator, Union Territory, Chandigarh against the order of the Estate Officer, who revoked the resumption order subject to the subsidiary company depositing the rent received on account of renting the office space to Non-IT/ ITES companies amounting to ₹ 1,352.80 lakhs. The subsidiary company deposited the same under protest and subsequently filed a revision petition before the advisor to the Administrator (U.T.), Chandigarh challenging the deposit of ₹ 1,352.80 lakhs which is pending disposal. The Group's liability w.r.t. in this case is restricted to share of profit in DCCDL Group i.e. 66.66%.

Based on the advice from independent legal experts and development on the revision, the management is confident that amount so deposited under protest holds good for recovery and hence, no provision is required to be made in these consolidated financial statements at this stage.

- iv) During the previous years, DLF Utilities Limited ("DUL") had received a notice from the Dakshin Haryana Bijli Vitran Nigam ("DHBVN") wherein it had claimed cross subsidy surcharge of ₹ 3,328.00 lakhs on electricity being supplied by DUL to other companies for the period from 1 April 2011 to 30 September 2012 and had questioned the legality of such electricity supply. DUL filed an appeal to Haryana Electricity Regulatory Commission ("HERC"), wherein HERC vide order dated 11 August 2011 held that the supply of electricity by DUL was legal, however, DUL was liable to pay cross subsidy surcharge. Aggrieved by the said order, DUL filed an appeal before Appellate Tribunal of Electricity ("APTEL") against the levy of cross subsidy surcharge. APTEL held that the supply of electricity for commercial establishments from the main receiving panel was not in accordance with law and must be discontinued.

Further, APTEL also held that the DUL was liable to pay the cross subsidy surcharge and accordingly, a demand of ₹ 3,328.00 lakhs was received by DUL from DHBVN against the same. Aggrieved by the order of APTEL, DUL filed an appeal before the Hon'ble Supreme Court of India who has stayed the execution of the said order and asked DUL to deposit an amount of ₹ 284.36 lakhs to DHBVN which has been duly deposited.

Based on the advice of the independent legal counsel, the management believes that there is a reasonably strong likelihood of succeeding before the Hon'ble Supreme Court of India and accordingly no adjustment is required to be made in the consolidated financial statements at this stage.

- i) The land parcel admeasuring 19.5 acres was acquired by the Group from Government of Haryana ('GoH') in August, 2006 for development of Cyber City Project, which was earlier acquired by GoH from Gram Panchayat, Nathupur on February, 2004 through proceedings of compulsory acquisition. DCCDL Group had constructed certain portions of its two IT/ IT SEZ buildings of the Cyber City Project as well as entered into third party rights vide lease/ sale of office space in the said buildings. Subsequently, the Hon'ble High Court of Punjab and Haryana, pursuant to a public interest litigation, vide order dated 1 October 2010, quashed the land acquisition proceedings and conveyance deed by GoH and directed the GoH to refund the amount, which was earlier paid by the Group and also directed the Group to remove any construction on the said land. Against the said order, the Group filed a Special Leave Petition in November, 2010 before the Hon'ble Supreme Court of India, who vide order dated 3 January 2012, stayed the order of the High Court and the matter is pending disposal before the Hon'ble Supreme Court of India.

Based on the advice of the independent legal counsel, the management believes that there is strong likelihood of succeeding before the Hon'ble Supreme Court of India.

- ii) The Company along with its subsidiaries had acquired a land parcel admeasuring approximately 30 acres and 7 acres, respectively from EIH Limited ('EIH') for development of IT/ ITES project at Silokhera, Gurugram, which EIH acquired from GoH. The Company constructed 2 IT/ ITES SEZ Buildings on the said land, which was sold to one of the subsidiary companies of the DCCDL Group. The Company is constructing another block of buildings on the DCCDL Group's behalf. The Net Block and Capital Work-in-Progress against Silokhera project appearing in DCCDL Group's books as at 31 March 2019 amounts to ₹ 160,785.95 lakhs (gross block of ₹ 187,490.98 lakhs) and ₹ 89,122.37 lakhs, respectively.

Subsequently, the Hon'ble High Court of Punjab and Haryana, pursuant to a public interest litigation and vide its order dated 3 February 2011 directed the GoH to carry out the acquisition proceedings again from the notification stage under the Land Acquisition Act, 1894 and directed the Company and its subsidiary to remove all constructions made on the said land. The Company filed a Special Leave Petition before the Hon'ble Supreme Court of India and the Hon'ble Supreme Court of India vide order dated 20 September 2011 stayed the order of the Hon'ble High Court and the matter is currently pending before the Hon'ble Supreme Court of India and the next date of hearing is yet to be notified by the registry.

Based on the advice of the independent legal counsel, the management believes that there is a strong likelihood of succeeding before the Hon'ble Supreme Court of India. Pending the final decision on the above matter, no further adjustment has been made in these consolidated financial statements.

- b) During the year 31 March 2013, Fairleaf Real Estate Private Limited [formerly YG Realty Private Limited] had received a notice of demand under section 156 of the Income-tax Act, 1961 for the Assessment Year 2009-10, wherein, the Assessing Officer (AO) worked-out two situations in its Order and disallowed a part of the purchase consideration paid by the Company for acquisition of development rights of ₹ 38,512.00 lakhs in situation 1 and ₹ 3,700.00 lakhs in situation II and initiated penalty proceedings. The Appeal is pending before Income Tax Appellant Tribunal (ITAT) claiming that the CIT (A) has erred in disallowing the cost of development rights paid by the Fairleaf Real Estate Private Limited [formerly YG Realty Private Limited].

Based on the advice of the independent legal counsel, the management believes that there is a strong likelihood of succeeding. Pending the final decision on the above matter, no further adjustment has been made in these consolidated financial statements.

47. RELATED PARTY TRANSACTIONS

a) Holding company

Rajdhani Investments & Agencies Private Limited (w.e.f. 12 March 2018)

b) Fellow subsidiary/ partnership firms

DLF Urva Real Estate Developers & Services Private Limited (subsidiary company)

Lion Brand Poultry (partnership firm)

c) Subsidiaries/ Joint ventures/ Associates/ Joint operations

Details are presented in Note 44 and 46

- d) Key management personnel, their relatives and other enterprises under the control of the key management personnel and their relatives:

Name of key management personnel	Designation	Relatives*
Dr. K.P. Singh	Chairman	Ms. Renuka Talwar (Daughter) Ms. Pia Singh (Daughter)
Mr. Rajiv Singh	Vice Chairman	Ms. Kavita Singh (Wife) Ms. Anushka Singh (Daughter)
Mr. Rajeev Talwar	CEO & Whole-time Director	
Mr. Mohit Gujral	CEO & Whole-time Director	
Mr. Ashok Kumar Tyagi	Whole-time Director & Group Chief Financial Officer	
Mr. Devinder Singh	Whole-time Director	

* Relatives of key management personnel (other than key management personnel themselves) with whom there were transactions during the year.

Other enterprises under the control of key management personnel and their relatives with whom there were transactions during the year.

S. No.	Name of Entity
1.	A.S.G. Realcon Private Limited
2.	AGS Buildtech Private Limited
3.	Anubhav Apartments Private Limited
4.	Arihant Housing Company*
5.	Atria Partners
6.	Centre Point Property Management Services LLP
7.	DLF Brands Private Limited
8.	DLF Building & Services Private Limited
9.	DLF Commercial Enterprises
10.	DLF Foundation
11.	DLF Q.E.C. Educational Charitable Trust
12.	DLF Q.E.C. Medical Charitable Trust
13.	Elephanta Estates Private Limited
14.	Excel Housing Construction LLP
15.	Hitech Property Developers Private Limited
16.	IKPS Family Trust

S. No.	Name of Entity
17.	Jhandewalan Ancillaries LLP
18.	Kiko Cosmetics Retail Private Limited
19.	Madhukar Housing and Development Company*
20.	Mallika Housing Company LLP
21.	Northern India Theatres Private Limited
22.	Parvati Estates LLP
23.	Plaza Partners
24.	Prem Traders LLP
25.	Pushpak Builders and Developers Private Limited
26.	Raisina Agencies LLP
27.	Realest Builders and Services Private Limited
28.	Renkon Partners
29.	Rhea Retail Private Limited [till 6 June 2018]
30.	Rod Retail Private Limited
31.	Sambhav Housing and Development Company*
32.	Solace Housing and Construction Private Limited

Notes to the Consolidated Financial Statements (Contd.)

S. No.	Name of Entity
33.	Sudarshan Estates LLP
34.	Sukh Sansar Housing Private Limited
35.	Super Mart Two Property Management Services LLP
36.	Trinity Housing and Construction Company*

S. No.	Name of Entity
37.	Udyan Housing and Development Company*
38.	Uttam Builders and Developers Private Limited
39.	Uttam Real Estates Company*

* A private company with unlimited liability.

e) The following transaction were carried out with related parties in the ordinary course of business:

(` in lakhs)

Description	Holding Company	
	31 March 2019	31 March 2018
Rent Received	28.32	-
Miscellaneous receipts (income)	11.16	-
Interest Paid	148.12	-
Unsecured loan taken	140,000.00	-
Conversion of Compulsorily convertible debentures to shares	512,575.00	-

(` in lakhs)

Description	Fellow subsidiary	
	31 March 2019	31 March 2018
Rent Received	13.70	-
Miscellaneous receipts (income)	8.16	-
Interest Paid	47.73	-
Conversion of Compulsorily convertible debentures to shares	30,000.00	-

(` in lakhs)

Description	Key management personnel compensation	
	31 March 2019	31 March 2018
Salaries, wages and bonus (including Employee Shadow Option Scheme (cash settled options))	5,504.43	5,361.42
Post-employment benefits	96.32	62.64
Total compensation	5,600.75	5,424.06

(` in lakhs)

Description	Joint Ventures		Associates	
	31 March 2019	31 March 2018	31 March 2019	31 March 2018
Interest income	13,004.38	15,024.36	6,690.72	5,765.54
Development charges	5,450.65	4,422.33	-	-
Rent received	978.22	377.19	-	-
Expenses recovered	13,547.26	1,513.44	65.42	75.46
Expenses paid	27,662.59	7,052.27	-	-
Interest paid	102,932.29	25,243.71	-	-
Rent Paid	1,181.50	439.27	-	-
Miscellaneous receipts (income)	11,921.27	45,816.55	-	-
Royalty Income	10.00	-	169.06	(330.36)
Loans and advances given	46.00	61,361.25	6,185.03	7,176.00
Loans and advances refunded	64,594.56	96,560.01	-	-
Unsecured loan taken	-	50,580.00	-	-
Loans refunded back	156,336.00	87,618.00	-	-
Guarantees given (net)	149,772.64	-	-	-

(` in lakhs)

Description	KMP and their relatives		Enterprises over which KMP is able to exercise significant influence	
	31 March 2019	31 March 2018	31 March 2019	31 March 2018
Sale of constructed properties	1,149.58	-	-	-
Rent and license fee received	-	-	363.12	1,199.22
Director fees and commission	38.00	37.50	-	-
Expenses recovered	-	-	5.42	14.89
Expenses paid	89.54	-	963.71	1,790.83
Warrants subscribed	-	-	-	75,010.36
Loans Given	1,000.00	-	-	-
Compulsorily convertible debentures subscribed	-	-	-	825,000.00
Interest paid	-	-	15.38	87.05
Rent paid	-	-	-	130.46
Miscellaneous receipts (income)	116.85	79.94	279.53	2,780.52
Purchase of land	-	-	-	350.11
Advance received under agreement to sell#	-	240.51	-	109.05
Contract liability**	1,649.78	-	1,355.92	-
Guarantees given (net)	-	-	(1,571.33)	(263.81)

* Revenue has been recognized as per Ind AS 115 [refer note 3(i)]

Inclusive of taxes and other charges

f) Balance at the end of the year

(` in lakhs)

Description	Holding Company	
	31 March 2019	31 March 2018
Trade receivables	1.31	8.98
Interest payable	79.39	18.12
Trade/ amount payables (net)	0.99	-
Security deposit received	19.77	13.14
Unsecured loan taken	140,000.00	-
Warrants	67,510.36	67,510.36
Compulsorily convertible debentures	282,425.00	795,000.00

(` in lakhs)

Description	Fellow subsidiary	
	31 March 2019	31 March 2018
Trade receivables	1.06	6.58
Interest payable	0.64	0.67
Security deposit received	6.63	6.63
Warrants	7,500.00	7,500.00
Compulsorily convertible debentures	-	30,000.00
Advance received under agreement to sell#	-	31,482.99

(` in lakhs)

Description	Joint Ventures		Associates	
	31 March 2019	31 March 2018	31 March 2019	31 March 2018
Investments**	1,985,070.47	1,959,309.46	19,250.80	19,250.80
Advance received under agreement to sell	-	7,950.19	-	-
Contract liability*	8,654.29	-	-	-
Unsecured loan taken	637,116.49	793,452.48	-	-
Interest payable	109,260.66	83,785.33	-	-
Trade/ amount payables (net)	3,965.53	7,202.49	-	-
Security deposit received	406.23	559.95	-	-

Notes to Consolidated Financial Statements (Contd.)

(` in lakhs)

Description	Joint Ventures		Associates	
	31 March 2019	31 March 2018	31 March 2019	31 March 2018
Security deposit paid	563.63	46,707.16	-	-
Loans and advances given	31,731.43	75,245.55	80,663.04	68,492.95
Trade receivables (including unbilled receivables)	623.02	1,186.12	8,804.23	8,875.62
Contract Assets (under other current financial assets)*	26,693.25	-	-	-
Guarantees given	367,036.22	126,036.47	-	-

* Revenue has been recognized as per Ind AS 115 [refer note 3(i)]

** Excluding profits/ (loss)

(` in lakhs)

Description	KMP and their relatives		Enterprises over which KMP is able to exercise significant influence	
	31 March 2019	31 March 2018	31 March 2019	31 March 2018
Investments**	-	-	488.23	477.03
Earnest money and part payments under agreement to purchase land/ constructed properties	-	-	255.59	255.59
Advance received under agreement to sell#	-	16,301.40	-	23,187.41
Contract liability**	16,524.95	-	9,385.88	-
Trade/ amount payables (net)	1,726.10	1,280.68	4.49	2.77
Interest payable	-	-	0.64	-
Security deposit received	34.66	-	126.25	365.45
Guarantees given	-	-	1,221.86	2,793.19
Loans and advances given	3,300.00	2,300.00	53.06	41.65
Trade receivables	3.01	-	491.12	751.32

* Revenue has been recognized as per Ind AS 115 [refer note 3(i)].

** Excluding profits/ (loss).

Inclusive of taxes and other charges.

g) Above includes the following material transactions:

(` in lakhs)

Description	Fellow subsidiary		
	Name of the entity	31 March 2019	31 March 2018
Rent Received	DLF Urva Real Estate Developers & Services Private Limited	13.70	-
Miscellaneous receipts (income)	DLF Urva Real Estate Developers & Services Private Limited	8.16	-
Interest Paid	DLF Urva Real Estate Developers & Services Private Limited	47.73	-
Conversion of Compulsorily convertible debentures to shares	DLF Urva Real Estate Developers & Services Private Limited	30,000.00	-

(` in lakhs)

Description	Key management personnel		
	Name of the Director	31 March 2019	31 March 2018
Transactions during the year	Dr. K.P. Singh	586.24	1,052.95
	Mr. Rajiv Singh	542.66	544.17
	Mr. Rajeev Talwar	835.26	624.29
	Mr. Ashok Kumar Tyagi	1,128.16	201.75
	Mr. Devinder Singh	869.01	211.85
	Mr. Mohit Gujral	1,543.10	2,726.40
Post-employment benefits	Dr. K.P. Singh	12.61	12.61
	Mr. Rajiv Singh	16.29	-
	Mr. Rajeev Talwar	14.71	3.09
	Mr. Mohit Gujral	38.58	25.48
	Mr. Ashok Kumar Tyagi	5.64	8.33
	Mr. Devinder Singh	8.49	15.68

(` in lakhs)

Description	Joint Ventures#		
	Name of the entity	31 March 2019	31 March 2018
Transactions during the year			
Interest income	Fairleaf Real Estate Private Limited [formerly YG Realty Private Limited]	3,885.48	3,927.32
	Joyous Housing Limited	3,872.03	8,076.58
	DLF Cyber City Developers Limited	3,791.22	2,318.71
Development charges	DLF Assets Private Limited	5,450.65	4,422.33
Rent received	DLF Assets Private Limited	368.71	197.53
	DLF Cyber City Developers Limited	129.05	30.01
	DLF Power & Services Limited	477.14	117.43
Expenses recovered	DLF Assets Private Limited	11,903.43	1,233.65
	DLF City Centre Limited	1,401.98	-
Expenses paid	Designplus Associates Services Private Limited	200.40	137.02
	DLF Cyber City Developers Limited	745.79	1,481.87
	DLF Power & Services Limited	19,882.02	5,266.52
	DLF Assets Private Limited	6,327.32	-
Interest paid	DLF Assets Private Limited	47,215.73	10,643.78
	DLF Cyber City Developers Limited	38,573.00	10,652.18
Rent paid	DLF Cyber City Developers Limited	616.79	153.20
	DLF Emporio Limited	203.36	20.51
	DLF Power & Services Limited	266.83	229.83
Miscellaneous receipts (income)#	Fairleaf Real Estate Private Limited [formerly YG Realty Private Limited]	2,944.65	8,978.08
	DLF Midtown Private Limited	4,717.14	21,380.23
	DLF Urban Private Limited	2,427.39	14,493.55
Royalty Income	DLF Cyber City Developers Limited	10.00	-
Loans and advances given	DLF Gayatri Home Developers Private Limited	17.00	26.25
	DLF SBPL Developers Private Limited	29.00	-
	DLF Midtown Private Limited	-	2,500.00
	DLF Urban Private Limited	-	8,835.00
	DLF Cyber City Developers Limited	-	50,000.00
Loans and advances refunded	DLF Urban Private Limited	-	8,835.00
	DLF Cyber City Developers Limited	44,239.00	55,900.00
	Joyous Housing Limited	6,000.00	31,825.01
	Aadarshini Real Estate Developers Private Limited [w.e.f. 19 March 2019]	13,971.10	-
Unsecured loan taken	DLF Assets Private Limited	-	50,000.00
Loans refunded back	DLF Assets Private Limited	60,000.00	31,600.00
	DLF Cyber City Developers Limited	96,336.00	56,018.00
Guarantees given	DLF Cyber City Developers Limited	150,863.19	-

Figures shown above are net of service tax/ GST

(` in lakhs)

Description	Associates		
	Name of the entity	31 March 2019	31 March 2018
Transactions during the year			
Interest income	DLF Homes Panchkula Private Limited	6,690.72	5,765.54
Expenses recovered#	DLF Homes Panchkula Private Limited	65.42	75.46
Royalty Income	DLF Homes Panchkula Private Limited	169.06	(330.36)
Loans and advances given	DLF Homes Panchkula Private Limited	6,185.03	7,176.00

Figures shown above are net of service tax/ GST

Notes to Consolidated Financial Statements (Contd.)

(` in lakhs)

Description	Key Management Personnel (KMP) and their relatives		
	Name of the Director/ Relative	31 March 2019	31 March 2018
Transactions during the year			
Sale of constructed properties	Mr. Devinder Singh	1,149.58	-
Director fees and commission	Ms. Pia Singh	38.00	37.50
Expenses paid	Ms. Kavita Singh	89.54	-
Loan given	Mr. Rajeev Talwar	1,000.00	-
Miscellaneous income	Ms. Renuka Talwar	49.03	62.05
	Ms. Pia Singh	25.22	17.89
	Mr. Devinder Singh	12.49	-
Contract liability*/ Advance received under agreement to sell	Mr. Rajeev Talwar	1,097.08	52.50
	Mr. Ashok Kumar Tyagi	-	7.50
	Ms. Indu Tyagi Jaiswal	-	180.51
	Ms. Pia Singh	339.27	-
	Ms. Anushka Singh	202.05	-

* Revenue has been recognized as per Ind AS 115 [refer note 3(i)]

(` in lakhs)

Description	Enterprises over which KMP is able to exercise significant influence		
	Name of the entity	31 March 2019	31 March 2018
Transactions during the year			
Rent received	DLF Brands Private Limited	206.25	238.31
	Rhea Retail Private Limited [till 6 June 2018]	20.53	332.61
	Kiko Cosmetics Retail Private Limited	46.85	107.43
	Rod Retail Private Limited	76.15	163.82
	Ferragamo Retail India Private Limited	-	286.57
Expenses recovered#	DLF Building & Services Private Limited	-	5.23
	DLF Brands Private Limited	1.84	3.99
	Rhea Retail Private Limited [till 6 June 2018]	3.29	3.52
Expenses paid	DLF Foundation	961.00	1,266.00
	Renkon Partners	-	174.19
	DLF Commercial Enterprises	-	121.51
	Atria Partners	-	151.92
Warrants subscribed	Rajdhani Investments & Agencies Private Limited	-	67,510.36
	DLF Urva Real Estate Developers & Services Private Limited [Formerly Urva Real Estate Developers Private Limited]	-	7,500.00
Compulsorily convertible debentures subscribed	Rajdhani Investments & Agencies Private Limited	-	795,000.00
	DLF Urva Real Estate Developers & Services Private Limited [Formerly Urva Real Estate Developers Private Limited]	-	30,000.00
Interest paid	Rajdhani Investments & Agencies Private Limited	-	19.74
	Realest Builders & Services Private Limited	6.94	8.41
	Mallika Housing Company LLP	7.73	9.37

Figures shown above are net of service tax/ GST

(` in lakhs)

Description	Enterprises over which KMP is able to exercise significant influence		
	Name of the entity	31 March 2019	31 March 2018
Transactions during the year			
Rent paid#	DLF Q.E.C. Educational Charitable Trust	-	25.28
	DLF Q.E.C. Medical Charitable Trust	-	5.25
	Renkon Partners	-	39.80
	DLF Commercial Enterprises	-	30.00
	Atria Partners	-	14.75
	Plaza Partners	-	15.39
Miscellaneous income	Renkon Partners	1.06	800.96
	DLF Brands Private Limited	120.67	122.44
	DLF Q.E.C. Educational Charitable Trust	82.44	67.22
	DLF Urva Real Estate Developers & Services Private Limited	-	396.71
	Atria Partners	2.26	428.43
DLF Commercial Enterprises	5.00	570.31	

Figures shown above are net of service tax/ GST

(` in lakhs)

Description	Enterprises over which KMP is able to exercise significant influence		
	Name of the entity	31 March 2019	31 March 2018
Transactions during the year			
Contract liability**/ Advance received under agreement to sell#	DLF Urva Real Estate Developers & Services Private Limited	-	109.00
	Realest Builders & Services Private Limited	451.97	-
	AGS Buildtech Private Limited	451.97	-
	A.S.G. Realcon Private Limited	451.97	-
Purchase of land	Realest Builders & Services Private Limited	-	350.11
Guarantees given (net)	DLF Brands Private Limited	(1,571.33)	(263.81)

* Revenue has been recognized as per Ind AS 115 [refer note 3(i)].

Inclusive of taxes and other charges.

(` in lakhs)

Description	Fellow subsidiary		
	Name of the entity	31 March 2019	31 March 2018
Balance at the end of the year			
Trade receivables	DLF Urva Real Estate Developers & Services Private Limited	1.06	6.58
Interest payable	DLF Urva Real Estate Developers & Services Private Limited	0.64	0.67
Security deposit received	DLF Urva Real Estate Developers & Services Private Limited	6.63	6.63
Warrants	DLF Urva Real Estate Developers & Services Private Limited	7,500.00	7,500.00
Compulsorily convertible debentures	DLF Urva Real Estate Developers & Services Private Limited	-	30,000.00
Advance received under agreement to sell#	DLF Urva Real Estate Developers & Services Private Limited	-	31,482.99

Inclusive of taxes and other charges.

(` in lakhs)

Description	Joint Ventures#		
	Name of the entity	31 March 2019	31 March 2018
Balance at the end of the year			
Investments in shares	Fairleaf Real Estate Private Limited [formerly YG Realty Private Limited]	59,967.07	54,629.76
	Joyous Housing Limited	6,109.56	6,109.56
	Designplus Associates Services Private Limited	5,000.00	5,000.00
	DLF Cyber City Developers Limited	1,789,338.22	1,789,338.22
	DLF Midtown Private Limited	42,429.47	72,553.33
	DLF Urban Private Limited	22,942.21	31,677.59
	Aadarshini Real Estate Developers Private Limited [w.e.f. 19 March 2019]	59,282.94	-
Contract liability**/ Advance received under agreement to sell#	DLF Assets Private Limited	8,654.29	7,950.19
Unsecured loan taken	DLF Assets Private Limited	272,115.00	332,115.00
	DLF Cyber City Developers Limited	225,987.30	322,323.00
	DLF Emporio Limited	68,817.75	68,817.75
Interest payable	DLF Assets Private Limited	57,497.63	31,098.45
	DLF Cyber City Developers Limited	27,524.80	39,725.46
	DLF Emporio Limited	12,262.49	6,673.70
Trade/ amount payables (net)	DLF Cyber City Developers Limited	605.26	1,478.58
	DLF Assets Private Limited	808.78	234.88
	DLF Power & Services Limited	2,334.31	5,335.60
Security deposit received	DLF Cyber City Developers Limited	388.33	388.19
	DLF Power & Services Limited	17.90	171.76
Security deposit paid	DLF Assets Private Limited	-	46,145.00
	DLF Cyber City Developers Limited	171.43	169.96
	DLF Emporio Limited	392.20	392.20

Notes to Consolidated Financial Statements (Contd.)

(` in lakhs)

Description	Joint Ventures#		
	Balance at the end of the year	Name of the entity	
		31 March 2019	31 March 2018
Loans and advances given	DLF Cyber City Developers Limited	-	46,660.45
	Joyous Housing Limited	22,084.86	24,560.27
	Aadarshini Real Estate Developers Private Limited [w.e.f. 19 March 2019]	3,589.33	-
	DLF Midtown Private Limited	2,997.65	2,738.90
Trade receivables (including unbilled receivables)	DLF Assets Private Limited	35.18	295.48
	DLF Urban Private Limited	246.18	-
	DLF Cyber City Developers Limited	300.78	742.55
Contract Assets (under other current financial assets)*	DLF Assets Private Limited	26,693.25	
Guarantees given	DLF Assets Private Limited	97,308.88	98,944.60
	DLF Cyber City Developers Limited	175,132.53	24,181.87
	Aadarshini Real Estate Developers Private Limited [w.e.f. 19 March 2019]	90,000.00	-

* Revenue has been recognized as per Ind AS 115 [refer note 3(i)].

Inclusive of taxes and other charges.

(` in lakhs)

Description	Associates		
	Balance at the end of the year	Name of the entity	
		31 March 2019	31 March 2018
Investments in shares	DLF Homes Panchkula Private Limited	9,250.79	9,250.79
	Arizona Globalservices Private Limited	10,000.00	10,000.00
Loans and advances given	DLF Homes Panchkula Private Limited	80,663.04	68,423.36
Trade receivables	DLF Homes Panchkula Private Limited	8,804.23	8,875.62

(` in lakhs)

Description	KMP and their relatives		
	Balance at the end of the year	Name of the entity	
		31 March 2019	31 March 2018
Contract liability**/ Advance received under agreement to sell#	Ms. Anushka Singh	3,280.91	3,078.86
	Ms. Pia Singh	6,605.27	6,266.00
	Mr. Mohit Gujral	4,953.57	4,953.57
Security deposit received	Mr. Rajiv Singh	8.29	-
	Mr. Mohit Gujral	8.83	-
	Mr. Devinder Singh	8.75	-
	Mr. Ashok Kumar Tyagi	8.79	-
Loans and advances given	Mr. Mohit Gujral	2,300.00	2,300.00
	Mr. Rajeev Talwar	1,000.00	-
Trade receivables	Dr. K.P. Singh	1.20	-
	Mr. Devinder Singh	0.51	-
	Ms. Renuka Talwar	0.41	-
	Ms. Pia Singh	0.13	-
Trade payables/ amounts payable (net)	Dr. K.P. Singh	350.19	350.00
	Mr. Rajiv Singh	353.93	359.25
	Ms. Pia Singh	0.85	-
	Mr. Rajeev Talwar	330.45	325.00
	Mr. Devinder Singh	350.04	-
	Mr. Ashok Kumar Tyagi	340.52	-

* Revenue has been recognized as per Ind AS 115 [refer note 3(i)].

Inclusive of taxes and other charges.

(` in lakhs)

Description	Enterprises over which KMP is able to exercise significant influence		
	Name of the entity	31 March 2019	31 March 2018
Balance at the end of the year			
Investments	DLF Brands Private Limited	471.20	460.00
Earnest money and part payments under agreement to purchase land/ constructed properties	DLF Building & Services Private Limited	221.43	221.43
Contract liability**/ Advance received under agreement to sell#	Realest Builders & Services Private Limited	1,236.23	5,593.57
	Raisina Agencies LLP	-	5,648.65
	AGS Buildtech Private Limited	1,236.23	784.26
	A.S.G. Realcon Private Limited	1,236.23	784.26
Trade payables/ amounts payable	DLF Commercial Enterprises	4.43	1.69
	Elephanta Estates Private Limited	-	0.36
	DLF Building & Services Private Limited	-	0.22
	Jhandewalan Ancillaries LLP	-	0.18
Interest payable	Rajdhani Investments & Agencies Private Limited	-	18.12

* Revenue has been recognized as per Ind AS 115 [refer note 3(i)].

Inclusive of taxes and other charges.

(` in lakhs)

Description	Enterprises over which KMP is able to exercise significant influence		
	Name of the entity	31 March 2019	31 March 2018
Balance at the end of the year			
Security deposit received	DLF Brands Private Limited	82.33	133.88
	Rhea Retail Private Limited [till 6 June 2018]	-	127.26
	Kiko Cosmetics Retail Private Limited	18.27	15.43
	DLF Building & Services Private Limited	-	52.28
Guarantees given (net)	DLF Brands Private Limited	1,221.86	2,793.19
Loans and advances given	DLF Brands Private Limited	53.05	42.23
Trade receivables	Rhea Retail Private Limited [till 6 June 2018]	-	377.15
	DLF Brands Private Limited	276.33	241.92
	DLF Q.E.C. Educational Charitable Trust	72.49	19.35
	Rod Retail Private Limited	91.19	82.19

48. CONTINGENT LIABILITIES, COMMITMENTS AND LITIGATIONS

(A) Details of contingent liabilities

(` in lakhs)

Particulars	31 March 2019	31 March 2018
A Under litigation		
I Demand in excess of provisions (pending in appeals):		
Income-tax	682,538.58	628,398.77
Indirect & other taxes	68,023.96	44,240.16
II Claims against the Group (including unasserted claims) not acknowledged as debts*	110,073.27	114,506.91
B Others		
I Guarantees on behalf of third parties	367,036.22	128,834.91
II Liabilities under export obligations in EPCG scheme	555.13	511.39
III Other undertaking	90,000.00	90,000.00

* Interest and claims by customers/ suppliers may be payable as and when the outcome of the related matters are finally determined and hence not been included above. Management based on legal advice and historical trends, believes that no material liability will devolve on the Group in respect of these matters.

- As already reported, in the earlier year, disallowance of SEZ profits u/s 80IAB of the Income-tax Act, 1961 were made by the Income Tax Authorities during the assessments of the Company and its certain subsidiaries raising demands amounting to ₹ 109.00 lakhs for Assessment Year 2015-16; amounting to ₹ 1,056.00 lakhs for Assessment Year 2014-15; ₹ 7,750.00 lakhs for the Assessment Year 2013-14, ₹ 27,305.55 lakhs for the Assessment Year 2011-12; ₹ 30,578.57 lakhs for the Assessment

Notes to Consolidated Financial Statements (Contd.)

Year 2010-11; ₹ 138,713.13 lakhs for the Assessment Year 2009-10 and ₹ 206,396.78 lakhs for the Assessment Year 2008-09 respectively.

The Company and its respective subsidiary companies had filed appeals before the appropriate appellate authorities against these demands for the said assessment years. In certain cases partial/ full relief has been granted by the Appellate Authorities (CIT Appeal & Income Tax Appellate Tribunal). The Company, its respective subsidiaries and Income Tax Department have further preferred appeals before the higher authorities in those cases.

Based on the advice from independent tax experts and development on the appeals, the management is confident that additional tax so demanded will not be sustained on completion of the appellate proceedings and accordingly, pending the decision by the appellate authorities, no provision has been made in these consolidated financial statements.

- 2) Other than matter mentioned in point no. 1 above, the Income Tax Authorities have raised demands on account of various disallowances pertaining to different assessment years. The Group is contesting these demands, which are pending at various appellate levels.

Based on the advice from independent tax experts and the development on the appeals, the management is confident that additional tax so demanded as mentioned in point 1) and 2) above will not be sustained on completion of the appellate proceedings and accordingly, pending the decision by the appellate authorities, no provision has been made in these consolidated financial statements.

- 3) There are various disputes pending with the authorities of excise, customs, service tax, sales tax, VAT etc. The Group is contesting these demands raised by authorities and are pending at various appellate authorities.

During the year, one of the subsidiary has received a demand of ₹ 32,155.00 lakhs pertaining to service tax on sale of development rights.

Based on the grounds of the appeals and advice of the independent legal counsels, the management believes that there is a reasonably strong likelihood of succeeding before the various authorities. Pending the final decisions on the above matter, no adjustment has been made in these consolidated financial statements.

- 4) There are various litigations going on against the Group primarily by Competition Commission of India and in Consumer Redressal Forum, which has been contested by the Group.

Based on the grounds of the appeals and advice of the independent legal counsels, the management believes that there is a reasonably strong likelihood of succeeding before the various authorities. Pending the final decisions on the above matter, no adjustment has been made in these consolidated financial statements.

(B) Capital and other commitments

(` in lakhs)

Particulars		31 March 2019	31 March 2018
I	Capital commitments (for property, plant and equipment and investment properties)	10,003.20	7,634.45
II	Other commitments	-	2,585.85
III	The Group has undertaken to provide continued financial support to its joint ventures and associates as and when required.		
IV	Commitment of ` 76,545.97 lakhs (previous year: ` 7,946.11 lakhs) regarding payments under development agreements with certain third party entities with which development agreements are in place.		

(C) Certain other matters pending in litigation with Courts/ Appellate authorities

- a) (i) The Competition Commission of India (CCI) on a complaint filed by the Beldaire/ Park Place owners association had passed orders dated 12 August 2011 and 29 August 2011 wherein the CCI had imposed a penalty of ₹ 63,000.00 lakhs on DLF Limited ("DLF" or "the Company") or, restraining DLF from formulating and imposing allegedly unfair conditions with buyers in Gurugram and further ordered to suitably modify the alleged unfair conditions on its buyers.

The said orders of CCI were challenged by DLF on several grounds by filing appeals before the Competition Appellate Tribunal (COMPAT). The COMPAT, pending hearing and till final orders had granted stay on demand of penalty of ₹ 63,000.00 lakhs imposed by CCI.

COMPAT vide its order dated 19 May 2014 accepted the arguments of DLF that since the agreements were entered into prior to coming into force of Section 4 of the Competition Act, the clauses of the agreements entered in 2006-07 could not be looked into for establishing contravention of Section 4 of the Competition Act, however COMPAT held that the Company is a dominant player in Gurugram being the relevant market and has abused its dominant position in relation to certain actions which is violative of Section 4 of the Competition Act and has accordingly upheld the penalty imposed by CCI.

The Company has filed an appeal in the Hon'ble Supreme Court of India against the order dated 19 May 2014 passed by the COMPAT. The Hon'ble Supreme Court of India vide order dated 27 August 2014 admitted the appeal and directed the Company to deposit penalty of ₹ 63,000.00 lakhs in the Court.

In compliance of the order, the Company has deposited ₹ 63,000.00 lakhs with the Hon'ble Supreme Court of India.

The appeals will be listed for arguments before Hon'ble Supreme Court of India in due course

Based on the advice of the independent legal counsels, the management believes that there is a reasonably strong likelihood of succeeding before the Hon'ble Supreme Court of India. Pending the final decisions on the above matter, no adjustment has been made in these financial statements.

- (ii) The order was passed by CCI on 14 May 2015, against one of the subsidiary company relating to New Town Heights Project where CCI has directed the Company to cease and desist in implementation of the terms and conditions of apartment buyer agreement which is found to be unfair and abusive.

No penalty has been imposed by CCI. The subsidiary companies have filed the Appeals before COMPAT against the said Order dated 14 May 2015 and appeals were dismissed by COMPAT. The subsidiary companies against the order passed by COMPAT have filed Appeals before Hon'ble Supreme Court of India.

The appeals will be listed for arguments before Hon'ble Supreme Court of India in due course.

Based on the advice of the independent legal counsels, the management believes that there is a reasonably strong likelihood of succeeding before the Hon'ble Supreme Court of India. Pending the final decisions on the above matter, no adjustment has been made in these financial statements.

- b) During the year ended 31 March 2011, the Company and one of its subsidiary and a joint venture company received judgments from the Hon'ble High Court of Punjab and Haryana cancelling the sale deeds of land relating to two IT SEZ/ IT Park Projects in Gurgaon. The Company and the subsidiary companies filed Special Leave petitions (SLPs) challenging the orders in the Hon'ble Supreme Court of India.

The Hon'ble Supreme Court of India has admitted the matters and stayed the operation of the impugned judgments till further orders in both the cases.

Based on the advice of the independent legal counsels, the management believes that there is a reasonably strong likelihood of succeeding before the Hon'ble Supreme Court of India. Pending the final decisions on the above matter, no adjustment has been made in these consolidated financial statements. Pursuant to SPSHA entered with Reco Diamond, the Company has also given indemnification for any adverse outcome to Reco Diamond.

- c) (i) Securities and Exchange Board of India (SEBI) had issued a Show Cause Notice (SCN) dated 25 June 2013 under Sections 11(1), 11(4), 11A and 11B of the SEBI Act, 1992 ("the SEBI Act") read with clause 17.1 of the SEBI (Disclosure & Investor Protection) Guidelines, 2000 ("DIP Guidelines") and Regulation 111 of SEBI (Issue of Capital and Disclosure Requirements) Regulations, 2009 ("ICDR Regulations") and levelled certain allegations in the same.

The Company filed its reply with SEBI, placed written submissions and participated in the hearings conducted by the Hon'ble Whole Time Member, in which it replied to each allegation levelled in the said Show Cause Notice (SCN).

The Hon'ble Whole Time Member however rejected the reply filed by the Company and vide its order dated 10 October 2014 restrained the Company and six others from accessing the securities market and prohibiting them from buying, selling or otherwise dealing in securities, directly or indirectly, in any manner, whatsoever, for a period of three years.

The Company has filed an appeal against the said order before Securities Appellate Tribunal (SAT) vide majority order dated 13 March 2015 allowed all the appeals and the impugned order passed by SEBI has been quashed and set aside.

SEBI has filed a statutory appeal under Section 15Z of SEBI Act before the Hon'ble Supreme Court of India.

On 24 April 2015, the Hon'ble Supreme Court of India admitted the appeal ('Appeal') filed by SEBI and issued notice on interim application. No stay has been granted by Hon'ble Supreme Court of India in favour of SEBI.

SEBI had filed an application stating that proposed sale of Compulsorily Convertible Preference Shares ('CCPS') in DLF Cyber City Developers Limited, group company, by the promoters, to third party Institutional Investors should not be allowed during the pendency of the appeal and have sought stay from the Hon'ble Supreme Court of India on the proposed transactions. The Hon'ble Supreme Court did not pass any order and has kept the application to be heard along with the Appeal.

- (ii) SEBI also issued a SCN dated 28 August 2013 under Sections 15HA and 15HB of the SEBI Act, 1992 and under Rule 4 of the SEBI (Procedure for Holding Inquiry and Imposing Penalties by adjudicating officer) Rules, 1995 ("Adjudication Rules"), hearing on which has been completed and the Company has filed its written synopsis/ submissions.

By way of orders dated 26 February 2015, the adjudicating officer of SEBI imposed penalties upon the Company, some of its Directors, officer, its three subsidiaries and their Directors under Section 15HA and under Section 15HB of the SEBI Act, 1992.

The Company, its Directors, officer, its three subsidiaries and their Directors have filed appeal before SAT impugning the order dated 26 February 2015 passed by an Adjudicating Officer of SEBI. The appeal was listed before SAT and in its order dated 15 April 2015, SEBI has undertaken not to enforce the orders dated 26 February 2015 during pendency of the appeal.

Notes to Consolidated Financial Statements (Contd.)

The appeals were listed for hearing before SAT on 25 April 2018. The SAT vide its order passed on 25 April 2018 held that in view of SAT's majority decision dated 13 March 2015, the Adjudication Officer's decision dated 26 February 2015 cannot be sustained.

Accordingly, the Hon'ble SAT disposed of the appeals, along with Intervention Application. According to the judgement, the said appeals, shall stand automatically revived once Hon'ble Supreme Court disposes of the civil appeals filed by SEBI against the SAT's judgment dated 13 March 2015.

Based on the advice of the independent legal counsels, the management believes that there is a reasonably strong likelihood of succeeding. Pending the final decisions on the above matter, no adjustment has been made in these financial statements.

- (d) One of the subsidiaries of the Company has purchased development rights for the land parcel at M1 & M1A project at Manesar, Haryana in 2008 from a third party. The erstwhile land owners of such land parcels filed a writ petition against the aforesaid party in the Hon'ble Court of Punjab and Haryana seeking quashing of the entire action of the aforesaid party, or, the land purchaser i.e third party from whom the subsidiary company has purchased the developments right. The Hon'ble High Court dismissed the petition and held that there is no ground to interfere with the acquisition proceeding of the land. Petitioners filed a special leave petition against the said order of the Hon'ble Court before the Hon'ble Supreme Court of India. The projects was nearly completed by May 2014.

The Hon'ble Supreme Court, in its Order dated 12 March 2018 disposed off the said petition and upheld the land acquisition proceedings notified in August 2007. As per the order, in case where construction have been erected and the entire project is complete or is nearing completion, upon acceptance of the claim, the plots or apartments shall be handed over to the respective claimants on the same terms and conditions. It further upheld that all land parcels and projects which is not nearing completion shall be vested with HUDA/ HSIIDC free from all encumbrances, consequently all licences granted in respect of land parcels and projects which is not nearing completion covered by the deemed award dated 26 August 2007 will stand transferred to HUDA/ HSIIDC. Accordingly the Group has filed it's claim with HUDA/ HSIIDC based on companies rights and obligation stipulated in the judgements and considered appropriate provision in these financial statements.

- (e) DLF has filed a Special Leave Petition (SLP) against the order dated 2 December 2016 passed by the Hon'ble Punjab & Haryana High Court in Writ Petition No.12210 of 2013 challenging the findings and directions passed by the Hon'ble High Court requiring DLF to allocate additional land measuring 10.6 Acres for DLF Park Place complex. DLF has taken the ground that after having rejected the contentions of the association on the claim of extra land based on FAR and PPA norms, the Hon'ble High Court could not have passed the order for allocation of additional land based on the representations made in the Brochure. DLF has further raised the ground that Hon'ble High Court has given a complete go by to the terms and conditions of the binding agreement where it was specifically provided the area of Park Place as 12.67 acres granted leave in the Special Leave Petition.

Against the same order, DLF Park Place Residents Welfare Association has also filed an SLP before the Supreme Court on the grounds that the High Court has misinterpreted the statutory provisions of the applicable law to hold that GH Park Place is not a separate and independent Group Housing Complex but is part of DLF Phase-V constructed over 476.42 Acres having 15 Group Housing Complexes. In accordance with the FAR ratio of 1:1.75, the association was entitled to additional land of 46.20 Acres on the total constructed area which has not been considered by the Hon'ble High Court.

The Court after hearing, granted leave in the SLPs. The appeals will be listed for arguments before Hon'ble Supreme Court of India in due course.

Based on the advice of the independent legal counsels, the management believes that there is reasonably strong likelihood of succeeding before the Hon'ble Supreme Court of India. Pending the final decisions on the above matter, no adjustments has been made in these financial statements.

- (f) A subsidiary company, has outstanding trade receivables from Coal India Limited and its subsidiaries (together referred to as "CIL") amounting to ₹ 25,968.00 lakhs (Net of recoveries of ₹ 18,300.00 lakhs and provisions made till date). The Company and CIL had approached JSERC (Jharkhand State Electricity Regulatory Commission) for fixation of tariff who passed the order in favour of the Company and was upheld by Appellate Tribunal on 13 July 2009. CIL filed appeal to Hon'ble Supreme Court against the order of Appellate Tribunal which is pending final disposal. Hon'ble Supreme Court issued order dated 14 September 2012 and directed CIL to pay tariff fixed by JSERC and as confirmed by Appellate Tribunal, however the said amount is still pending recovery. The Company is pursuing legal steps for recovering the remaining outstanding amounts. The Company believes that pending final disposal of matter and keeping in view the interim relief granted by Hon'ble Supreme Court, the amounts due from CIL are fully recoverable. In addition, there are other similar cases from other customers wherein amount involved is ₹ 13,718.00 lakhs and the Company is confident of its recovery based on the Court decisions till date and legal advice.
- (g) One of the subsidiary company, where HDFC Bank has filed a recovery claim against the erstwhile holding company of the subsidiary company before the Dispute Resolution Tribunal, New Delhi ('DRT'). The bank also made the subsidiary company, party to the recovery claim. Bank has marked a lien against the deposit.

The subsidiary company is contesting the claim based on advise from legal expert, since the subsidiary company is neither security provider nor the guarantor in respect of amount due to the bank from the aforesaid erstwhile holding company, the subsidiary company has a strong likelihood of succeeding. Therefore, no adjustment is required in the financial statements at this stage.

49. The petitions were filed before the Hon'ble Punjab & Haryana High Court challenging the action of the Haryana Government to acquire the land belonging to Gram Panchayat of village Wazirabad, District Gurugram for public purpose and thereafter selling the same to the Company, seeking directions from the court for quashing of the acquisition proceedings under Section 4 & 6 dated 8 August 2003 and 20 January 2004.

The Petitioners therein also sought quashing of the award dated 19 January 2006 and the regular letter of allotment (RLA) dated 9 February 2010 issued in favour of the Company for 350.715 acres of land. The Company has paid ₹ 99,969.26 lakhs to government towards purchase of this land out of total consideration of ₹ 182,437.49 lakhs.

The Hon'ble Punjab & Haryana High Court vide its final order dated 3 September 2014, while upholding the acquisition of land has however disapproved the allotment in favour of the Company. The Hon'ble High Court passed an order to keep the RLA dated 9 February 2010 issued in favour of the Company in abeyance and further directed the Haryana State Industrial and Infrastructure Development Corporation ('HSIIDC') to initiate fresh allotment process for higher returns in respect of the land in question with an option to State to revive the RLA in case no better bid is quoted by the public at large.

The Company has filed Special Leave Petition before the Hon'ble Supreme Court of India challenging the judgment dated 3 September 2014 passed by the Hon'ble Punjab & Haryana High Court. The Hon'ble Supreme Court of India issued notice to the Respondents and directed status quo to be maintained by the parties.

Based on the advice of the independent legal counsels, the management believes that there is a reasonably strong likelihood of succeeding before the Hon'ble Supreme Court of India. Pending the final decisions on the above matter, no adjustment has been made in these consolidated financial statements.

50. SHARE BASED PAYMENT

Employee Stock Option Scheme, 2006 (ESOP):

During the year ended 31 March 2007, the Group had announced an Employee Stock Option Scheme (the "Scheme") for all eligible employees of the Company, its subsidiaries, joint ventures and associates. Under the Scheme, 17,000,000 equity shares have been earmarked to be granted under the Scheme and the same will vest as follows:

Block I	Block II	Block III
Year 2	Year 4	Year 6
10% of the total grant	30% of the total grant	60% of the total grant

Pursuant to the above Scheme, the employee will have the option to exercise the right within three years from the date of vesting of shares at ₹ 2/- per share, being its exercise price.

Options are granted under the plan for the consideration of ₹ 2/- per share and carry no dividend or voting rights. When exercisable, each option is convertible into one equity share. For the options which were vested before 31 March 2015, using the Ind AS transition exemption (as explained in the significant accounting policies no. 3(o)) the expense related to options is arrived at using intrinsic value of the shares on the date of grant. For options which were vested after 31 March 2015, the expense related to options is arrived at using fair value of the options on the date of grant.

Share options outstanding at the end of the year (tranche wise) have the following exercise prices:

Grant date	Exercise price (₹)	Share options 31 March 2019	Share options 31 March 2018
1 July 2007 (Grant I)	2	3,734,057	3,734,057
10 October 2007 (Grant II)	2	308,077	308,077
1 July 2008 (Grant III)	2	1,645,520	1,645,520
10 October 2008 (Grant IV)	2	160,059	160,059
1 July 2009 (Grant V)	2	3,355,404	3,355,404
10 October 2009 (Grant VI)	2	588,819	588,819

Notes to Consolidated Financial Statements (Contd.)

Share options outstanding at the end of the year (tranche wise) have the following exercise prices:

Grant date	Exercise price (₹)	Share options 31 March 2019	Share options 31 March 2018
1 July 2007	2	-	-
10 October 2007	2	-	-
1 July 2008	2	-	-
10 October 2008	2	-	-
1 July 2009	2	-	196,083
10 October 2009	2	-	211,734

The following table summarises the number and weighted-average exercise price (WAEP) of and movements in share options during the year:

Particulars	31 March 2019		31 March 2018	
	Stock options (numbers)	WAEP (₹)	Stock options (numbers)	WAEP (₹)
Outstanding at the beginning of the year	407,817	347.28	466,675	346.69
Add: Granted during the year	-	-	-	-
Add: Options permitted for exercise out of Lapsed shares	7,524	442.52	-	-
Less: Forfeited during the year	7,257	347.28	5,915	338.59
Less: Exercised during the year	408,084	347.28	52,943	343.06
Less: Lapsed during the year	-	-	-	-
Outstanding at the end of the year	-	-	407,817	347.28
Exercisable at the end of the year	-	-	407,817	347.28

The weighted-average share price at the date of exercise of options during the year ended 31 March 2019 was:

Grant date	31 March 2019	31 March 2018
1 July 2007	153.40	-
10 October 2007	-	-
1 July 2008	-	178.33
10 October 2008	170.53	189.55
1 July 2009	192.11	187.31
10 October 2009	166.29	189.55

The fair value of the options granted is determined on the date of the grant using the "Black-Scholes option pricing model" with the following assumptions, as certified by an independent valuer:

	Grant I	Grant II	Grant III	Grant IV	Grant V	Grant VI
Dividend yield (%)	0.28	0.28	0.57	0.73	0.86	0.64
Expected life (number of years)	6.50	6.50	5.50	5.50	5.50	5.50
Risk free interest rate (%)	8.37	8.09	9.46	8.17	6.75	7.26
Volatility (%)	82.30	82.30	52.16	59.70	86.16	81.87

The expected volatility was determined based on historical volatility data of the Company's shares listed on the National Stock Exchange of India Limited.

Employee Shadow Option Scheme (Cash settled options):

- a) Under the Employee Shadow Option Scheme (the 'scheme'), employees are entitled to get cash compensation based on the average market price of equity share upon exercise of shadow option on a future date. As per the scheme, Shadow options will vest as follows:

Tranche	Date of Grant*	Vesting at the end of/ during year 1	Vesting at the end of/ during year 2	Vesting at the end of/ during year 3	Vesting at the end of/ during year 4	Vesting at the end of/ during year 5	Vesting at the end of/ during year 7
I	1 July 2007	-	50%	-	50%	-	-
II	1 September 2007	-	50%	-	50%	-	-
III	1 July 2008	-	50%	50%	-	-	-
IV	10 October 2008	-	50%	50%	-	-	-
V	1 July 2009	-	100%	-	-	-	-
VI	1 August 2010	-	-	-	-	-	100%
VII	1 November 2012	33.33%	33.33%	33.34%	-	-	-
VIII	1 August 2013	-	-	33.34%	-	66.66%	-

- b) Details of outstanding options and the expenses recognized under the Employee Shadow Option Scheme are as under:

Particulars	31 March 2019	31 March 2018
Outstanding shadow options (no.)	-	-
Exercise price (₹)	-	2
Average market price (₹)	-	-
Fair value of shadow option (₹)	-	-
Total expense charged to statement of profit and loss (₹ in lakhs)	-	198.06
Liability as at the end of the year (₹ in lakhs)	-	-

- * For tranche I and II 50% options have already been vested in the financial year ended 31 March 2010 and remaining 50% vested in financial year ended 31 March 2012. For tranche III & IV 50% options vested in the financial year ended 31 March 2011 and remaining 50% vested in financial year ended 31 March 2012. For tranche V the options vested in financial year ended 31 March 2012. For tranche VII 33.33% vested in financial year ended 31 March 2014 and 33.33% vested in 31 March 2015 and remaining 50% vested in financial year ended 31 March 2016. For tranche VIII 33.34% vested in financial year ended 31 March 2017. For tranche VI the entire options vested in financial year ended 31 March 2018. For tranche VIII all the remaining options have forfeited during the financial year ended 31 March 2018.

51. SEGMENT INFORMATION

In line with the provisions of Ind AS 108 – operating segments and basis the review of operations being done by the board and the management, the operations of the Group fall under colonization and real estate business, which is considered to be the only reportable segment. The Group derives its major revenues from construction and development of real estate projects and its customers are widespread. The Group is operating in India which is considered as a single geographical segment.

(₹ in lakhs)

52. DISCLOSURE UNDER THE MICRO, SMALL AND MEDIUM ENTERPRISES DEVELOPMENT ACT, 2006 (“MSMED ACT, 2006”) IS AS UNDER:

Particulars	31 March 2019	31 March 2018
i) the principal amount and the interest due thereon remaining unpaid to any supplier as at the end of each accounting year;	1,878.07	545.55
ii) the amount of interest paid by the buyer in terms of Section 16, along with the amounts of the payment made to the supplier beyond the appointed day during each accounting year;	Nil	Nil
iii) the amount of interest due and payable for the period of delay in making payment (which have been paid but beyond the appointed date during the year) but without adding the interest specified under MSMED Act, 2006;	Nil	Nil
iv) the amount of interest accrued and remaining unpaid at the end of each accounting year; and	Nil	Nil
v) the amount of further interest remaining due and payable even in the succeeding years, until such date when the interest dues as above are actually paid to the small enterprise, for the purpose of disallowance as a deductible expenditure under Section 23.	Nil	Nil

The above disclosure has been determined to the extent such parties have been identified on the basis of information available with the Group. This has been relied upon by the auditors.

Notes to Consolidated Financial Statements (Contd.)

(₹ in lakhs)

53. EXCEPTIONAL ITEMS			
S. No.	Particulars	31 March 2019	31 March 2018
1	Gain on deemed disposal of Aadarshini Real Estate Developers Private Limited [Refer note 43(a)]	12,731.86	-
2	Gain on deemed disposal of DCCDL Group [Refer note 43(e)]	-	992,713.00
3	Fair valuation gain on certain investments [refer note (a) below]	-	44,715.00
4	Reversal of foreign currency translation reserves pursuant to merger of certain subsidiaries [refer note 43(g)]	-	24,071.00
	Exceptional gain (A)	12,731.86	1,061,499.00
5	Impairment of certain property, plant and equipment and investment properties [refer note (b)] below	-	49,873.00
6	Impairment of certain inventories [refer note (c) below]	-	69,039.00
7	Impairment of certain trade and other receivables [refer note (d) below]	-	66,053.04
8	Exceptional loss (B)	-	184,965.04
9	Net Exceptional Gain (A-B)	12,731.86	876,533.96

Notes related to previous year:

- (a) During the year ended 31 March 2018, the Group recorded gain on fair valuation of its investment in debentures of certain Joint Venture entities on account of change in business plans and market outlook for the respective companies.
- (b) During the year ended 31 March 2018, in order to realign its business strategy, the Group revisited its business plan for various land parcel/ suspended projects due to present market conditions and legal judgements and made provision for impairment of certain property, plant and equipment and investment properties on the basis of valuations carried out by independent valuers.
- (c) During the year ended 31 March 2018, the Group recorded loss on account of deterioration of certain inventory (i) due to legal judgment for a particular projects based on anticipated net realizable value and (ii) due to revision in business plan of some projects as per present market conditions based on valuation report received from the independent Valuer.
- (d) i) During the year ended 31 March 2018, one of the subsidiary companies has made provision for doubtful recoveries due to prolonged litigations with certain entities towards power supply. ii) the Group made provision for impairment of certain Interest-bearing loans given to certain parties and receivables from customers due to anticipated losses in recoveries with the parties.
- 54.** Some of the entities of the Group, have entered into business development agreements with some entities for the acquisitions/ aggregation of land parcels. As per these agreements, the respective entities have acquired sole irrevocable development rights in identified land which are acquired/ or in the final stages of being acquired by these entities. In terms of accounting policy on inventory the amount paid to these entities pursuant to the above agreements for acquiring development rights, are classified under inventory as development rights.
- 55.** All loans, guarantees and securities as disclosed in respective notes are provided for business purposes.
- 56.** In the opinion of the Board of Directors, current assets, loans and advances have a value on realization in the ordinary course of business at least equal to the amount at which they are stated in the balance sheet and provisions for all known/ expected liabilities have been made.
- 57.** During the year and during immediately preceding year, Board of Directors of the Company and one of its subsidiary company have given in principal approval for disposal of certain Investment Property and Investment in certain subsidiary companies which are in the business of real estate development. Disposal of these non-current assets by way of sale of Assets/ sale of investment is expected to be executed within next one year.

In accordance with Ind AS 105 "Non-Current Assets Held For Sale and Discontinued Operations", certain assets and liabilities directly associated with certain entities of the Group have been classified as 'Held for sale' as the carrying amounts of such assets and liabilities undertaking will be recovered principally through sales transaction rather than continuing use. The Disposal Group has been recognized and measured at carrying amount as the management believes that fair value of consideration will be more than the carrying amount.

The details of assets held for sale and liabilities associated thereto as at 31 March 2019 are as under:

(` in lakhs)

Particulars	31 March 2019					Total
	DLF Info City Hyderabad Limited	DLF Info City Chennai Limited	DLF Limited	Paliwal Real Estate Limited	DLF Land India Limited	
Property, Plant and Equipment	-	0.33	-	-	-	0.33
Investment Property	6,869.67	21,142.92	215,811.33	-	-	243,823.92
Investments	-	170.35	-	-	-	170.35
Long-term loans	629.13	1,727.04	-	-	-	2,356.17
Deferred tax assets (net)	653.80	15.07	-	-	-	668.87
Other non-current assets	2,000.00	146.77	-	-	0.10	2,146.87
Inventories	2,933.87	665.80	-	-	6,551.17	10,150.84
Trade receivables	21.35	-	-	-	-	21.35
Cash and cash equivalents	145.27	42.61	-	35.61	37.94	261.43
Other Bank Balances	4.87	278.35	-	-	-	283.22
Other Financial assets	-	486.96	-	0.08	-	487.04
Assets for Current tax	-	-	-	0.85	-	0.85
Other current assets	386.71	2,264.45	-	-	-	2,651.16
Total Assets	13,644.67	26,940.65	215,811.33	36.54	6,589.21	263,022.40
Trade payables	84.82	652.23	-	2.34	0.25	739.64
Other Financial Liabilities	752.55	179.64	-	-	-	932.19
Liabilities for Current tax	-	3,777.97	-	-	-	3,777.97
Other current liabilities	0.06	8,817.71	-	2.19	13.57	8,833.53
Total Liabilities	837.43	13,427.54	-	4.53	13.82	14,283.33

The details of assets held for sale and liabilities associated thereto as at 31 March 2018 are as under:

(` in lakhs)

Particulars	31 March 2018		Total
	DLF Commercial Developers Limited	DLF Home Developers Limited	
Group of assets classified as held for sale			
Property, plant and equipment	-	0.61	0.61
Investment Property	6,869.67	9,139.52	16,009.19
Investments	-	73.09	73.09
Loans	596.41	2,041.61	2,638.02
Deferred tax assets	-	15.07	15.07
Other non-current assets	2,000.00	206.87	2,206.87
Inventories	2,316.42	7,177.07	9,493.49
Trade receivables	181.64	-	181.64
Cash and cash equivalents	-	74.25	74.25
Other bank balances	118.14	270.71	388.85
Other financial assets	-	14,804.88	14,804.88
Other current assets	166.55	3,986.69	4,153.24
Total	12,248.83	37,790.37	50,039.20
Liabilities associated with group of assets classified as held for sale			
Trade payables	71.63	5,134.59	5,206.22
Other financial liabilities	-	282.00	282.00
Other current liabilities	172.20	-	172.20
Total	243.83	5,416.59	5,660.42

Notes to Consolidated Financial Statements (Contd.)

58. LEASES

(A) Operating leases – Assets taken on lease

The group leases various offices, parking spaces and retail stores under cancellable and non-cancellable operating leases with different period. The leases have varying terms, escalation clauses and renewal rights. On renewal, the terms of the leases are renegotiated. The total lease expense recognised in the statement of Profit and loss amounts to ₹ 5,836.44 lakhs (31 March 2018: ₹ 5,416.57 lakhs). Contractual lease expense under non-cancellable operating leases are summarised as below.

(` in lakhs)

Particulars	31 March 2019	31 March 2018
Not later than one year	1,662.52	3,509.63
Later than one year but not later than five years	3,655.08	3,449.43
More than five years	3,157.09	3,015.88
Sub-lease payment received recognized in the statement of profit and loss	137.50	181.62

(figures disclosed under this note are gross of eliminations)

B) Operating leases – Assets given on lease

The Company has leased out office and mall premises under non-cancelable operating leases. The contractual future minimum lease related receivables in respect of these leases are:

(` in lakhs)

Particulars	31 March 2019	31 March 2018
Not later than one year	13,808.94	22,308.21
Later than one year but not later than five years	19,658.07	18,025.27
More than five years	32,255.57	29,861.43
Total	65,722.58	70,194.91

(figures disclosed above are gross of eliminations)

59. A) ISSUE OF SHARES THROUGH QUALIFIED INSTITUTIONS PLACEMENT (“QIP”)

On 29 March 2019, the Company issued 173,000,000 equity shares of face value of ₹ 2/- each at an issue price of ₹ 183.40 per share, aggregating to ₹ 317,282.00 lakhs. The Issue was made through Qualified Institutions Placement in terms of Chapter VI of the Securities and Exchange Board of India (Issue of Capital and Disclosure Requirements) Regulations, 2018 and Section 62 and other applicable provisions of the Companies Act, 2013 (including the rules made thereunder), as amended (the “SEBI Regulations”).

Pursuant to the allotment of Equity Shares in QIP through paid-up equity share capital of the Company stands increased to ₹ 39,149.00 lakhs comprising 1,957,475,112 Equity Shares.

B) WARRANTS AND COMPULSORILY CONVERTIBLE DEBENTURES

During the previous year, the Company had issued 138,089,758 Warrants and 379,746,836 0.01% Compulsorily Convertible Debentures (CCDs) to promoter group entities on preferential allotment basis @ ₹ 217.25 per Warrant and CCD aggregating to ₹ 1,125,000.00 lakhs.

Against the issuance of 138,089,758 Warrants, the Company had received 25% of issue price amounting to ₹ 75,010.36 lakhs and the remaining amount of 75% will be received at the time of exercise of Warrants. In respect of issuance of 379,746,836 CCDs, convertible into equity shares within 18 months of allotment, the Company had received 100% amount of ₹ 825,000 lakhs.

Further, in accordance with Securities Issuance Committee Resolution dated 29 March 2019, the Company allotted 249,746,836 Equity Shares of ₹ 2/- each by converting equal number of Compulsorily Convertible Debentures (“CCDs”) of ₹ 217.25/- each allotted to Promotor/ Promotor group entities into Equity shares of ₹ 2/-. Upon conversion of CCDs, the paid-up equity share capital of the Company stands increased to ₹ 44,144.00 lakhs comprising 2,207,221,948 Equity Shares.

C) UTILIZATION OF PROCEEDS FROM QIP, WARRANTS AND CCDS

- Against receipt of ₹ 317,282.00 lakhs from QIP, no amount has been utilized during the year ended 31 March 2019 and the amount stands partially invested in fixed deposits and balance remains in current account.
- Against receipt of ₹ 900,010.36 lakhs by way of allotment of Warrants and Compulsorily Convertible Debentures on preferential basis, entire amount has been utilized towards repayment of loans and investment in subsidiary companies.

60. IND AS 115 REVENUE FROM CONTRACTS WITH CUSTOMERS

Ind AS 115 supersedes Ind AS 11 Construction Contracts and Ind AS 18 Revenue and it applies, with limited exceptions, to all revenue arising from contracts with customers. Ind AS 115 establishes a five-step model to account for revenue arising from contracts with customers

and requires that revenue be recognised at an amount that reflects the consideration to which an entity expects to be entitled in exchange for transferring goods or services to a customer.

Ind AS 115 requires entities to exercise judgement, taking into consideration all of the relevant facts and circumstances when applying each step of the model to contracts with their customers. The standard also specifies the accounting for the incremental costs of obtaining a contract and the costs directly related to fulfilling a contract. In addition, the standard requires extensive disclosures.

The Company adopted Ind AS 115 using the modified retrospective method of adoption with the date of initial application of 1 April 2018. Under this method, the standard can be applied either to all contracts at the date of initial application or only to contracts that are not completed at this date. The Company elected to apply the standard to all contracts as at 1 April 2018.

The cumulative effect of initially applying Ind AS 115 is recognised at the date of initial application as an adjustment to the opening balance of retained earnings. Therefore, the comparative information was not restated and continues to be reported under Ind AS 11 and Ind AS 18. Consequently, the disclosures required under the Guidance Note on "Accounting for Real Estate Transactions" have not been given.

A) The effect of adopting Ind AS 115 as at 1 April 2018 was as follows:

(` in lakhs)

	Reference No.	As at 1 April 2018	Increase/ (Decrease)	As at 1 April 2018
ASSETS				
Non-current assets				
Property, plant and equipment		154,885.76	-	154,885.76
Capital work-in-progress		13,732.82	-	13,732.82
Investment property		536,069.15	-	536,069.15
Goodwill		100,916.35	-	100,916.35
Other intangible assets		16,357.20	-	16,357.20
Investments accounted for using the equity method and other investment in joint ventures/associates		1,972,055.81	-	1,972,055.81
Financial assets				
Investments		11,140.89	-	11,140.89
Loans		27,951.80	-	27,951.80
Other financial assets		18,962.58	-	18,962.58
Deferred tax assets (net)	(a)	207,169.60	42,272.48	249,442.08
Non-current tax assets (net)		112,836.30	-	112,836.30
Other non current assets	(a)	148,070.27	-	148,070.27
		3,320,148.53	42,272.48	3,362,421.01
Current assets				
Inventories	(a) (i)	1,975,292.00	537,058.24	2,512,350.24
Financial assets				
Investments		99,958.29	-	99,958.29
Trade receivables	(a) (i)	128,579.10	(49,144.64)	79,434.46
Cash and cash equivalents		135,624.28	-	135,624.28
Other bank balances		92,168.80	-	92,168.80
Loans		129,795.87	-	129,795.87
Other financial assets	(a) (i)	220,121.49	(143,556.95)	76,564.54
Other current assets		113,894.87	-	113,894.87
		2,895,434.70	344,356.65	3,239,791.35
Assets held for sale		50,039.20	-	50,039.20
		2,945,473.90	344,356.65	3,289,830.55
		6,265,622.43	386,629.13	6,652,251.56
EQUITY AND LIABILITIES				
Equity				
Equity share capital		35,681.34	-	35,681.34
Warrants		75,010.36	-	75,010.36
Other equity	(a)	3,420,352.61	(554,279.48)	2,866,073.13
Equity attributable to Equity Holder of the parent		3,531,044.31	(554,279.48)	2,976,764.83
Non-controlling interests		4,879.89	(250.42)	4,629.47
Total Equity		3,535,924.20	(554,529.90)	2,981,394.30

Notes to Consolidated Financial Statements (Contd.)

(` in lakhs)

	Reference No.	As at 1 April 2018	Increase/ (Decrease)	As at 1 April 2018
Non-current liabilities				
Financial liabilities				
Borrowings		623,893.36	-	623,893.36
Trade payables				
(a) total outstanding dues of micro enterprises and small enterprises		-		-
(b) total outstanding dues of creditors other than micro enterprises and small enterprises		79,637.27	-	79,637.27
Other non-current financial liabilities		47,680.56	-	47,680.56
Long term provisions		4,059.87	-	4,059.87
Deferred tax liabilities (net)	(a)	251,015.40	(212,786.50)	38,228.90
Other non-current liabilities		14,829.16	-	14,829.16
		1,021,115.62	(212,786.50)	808,329.12
Current liabilities				
Financial liabilities				
Borrowings		880,804.14	-	880,804.14
Trade payables				
(a) total outstanding dues of micro enterprises and small enterprises		545.55	-	545.55
(b) total outstanding dues of creditors other than micro enterprises and small enterprises		121,207.19	-	121,207.19
Other financial liabilities		386,519.77	-	386,519.77
Other current liabilities	(a) (ii)	309,608.60	1,153,945.53	1,463,554.13
Current tax liabilities (net)		1,719.83	-	1,719.83
Provisions		2,517.11	-	2,517.11
		1,702,922.19	1,153,945.53	2,856,867.72
Liabilities related to assets held for sale		5,660.42	-	5,660.42
		6,265,622.43	386,629.13	6,652,251.56

B) Set out below, are the amounts by which each financial statement line item is affected as at and for the year ended 31 March 2019 as a result of the adoption of Ind AS 115. The adoption of Ind AS 115 did not have a material impact on OCI or the Group's operating, investing and financing cash flows. The first column shows amounts prepared under Ind AS 115 and the second column shows what the amounts would have been had Ind AS 115 not been adopted:

(i) Consolidated statement of profit and loss for the year ended 31 March 2019.

(` in lakhs)

	Reference No.	As at 31 March 2019	Increase/ (Decrease)	As at 31 March 2019
Revenue				
Revenue from operations	(a)	836,608.72	(436,472.30)	400,136.42
Other income		66,332.46	-	66,332.46
		902,941.18	(436,472.30)	466,468.88
Expenses				
Cost of land, plots, development rights, constructed properties and others	(a)	495,110.21	(250,797.44)	244,312.77
Employee benefits expense		35,161.86	-	35,161.86
Finance costs		206,186.97	-	206,186.97
Depreciation and amortisation expense		22,463.40	-	22,463.40
Other expenses		92,185.84	-	92,185.84
Total expense		851,108.28	(250,797.44)	600,310.84
Profit/ (Loss) before exceptional items, tax, share of profit/ (loss) in associates and joint ventures		51,832.90	(185,674.86)	(133,841.96)
Exceptional items (net)		12,731.86	-	12,731.86
Profit before tax, share of loss in associates and joint ventures		64,564.76	(185,674.86)	(121,110.10)
Tax expense				
Current tax (including earlier years)		10,865.83	-	10,865.83
Minimum alternate tax credit entitlement (including earlier years)		1,217.92	-	1,217.92
Deferred tax charge	(a)	15,653.59	(62,610.79)	(46,957.20)
Total Tax expense		27,737.34	(62,610.79)	(34,873.45)
Profit/ (loss) before share of loss in associates and joint ventures		36,827.42	(123,064.07)	(86,236.65)
Share of Profit/ (loss) in associates and joint ventures (net)		94,577.76		94,577.76
Net profit/ (loss) for the year		131,405.18	(123,064.07)	8,341.11

(` in lakhs)

	Reference No.	As at 31 March 2019	Increase/ (Decrease)	As at 31 March 2019
Other comprehensive income				
A) Items that will not be reclassified to profit and loss in subsequent periods:				
Re-measurement (loss)/ gain on defined benefit plans		(233.52)	-	(233.52)
Income tax effect		49.12	-	49.12
Net (loss)/gain on fair value of FVOCI equity instruments		(135.51)	-	(135.51)
Income tax effect		(3.92)	-	(3.92)
B) Items that will be reclassified to profit or loss in subsequent periods:				
Amortisation of forward element of forward contracts and recognition of changes in fair value of hedging instrument		-	-	-
Income tax effect		-	-	-
Other comprehensive income for the year		(323.83)	-	(323.83)
Total comprehensive income for the year		(323.83)	-	(323.83)
Net profit attributable to:				
Equity Holders of the parent		131,919.71	(123,064.07)	8,855.64
Non-controlling interests		(514.53)	-	(514.53)
		131,405.18	(123,064.07)	8,341.11
Other comprehensive income attributable to:				
Equity Holders of the parent		(323.83)	-	(323.83)
Non-controlling interests		-	-	-
		(323.83)	-	(323.83)
Total comprehensive income attributable to:				
Equity Holders of the parent		190.70	-	190.70
Non-controlling interests		(514.53)	-	(514.53)
		(323.83)	-	(323.83)
Earnings per equity share (nominal value of ₹ 2/- per share) (not annualised)				
Basic (`)		7.38	(6.88)	0.50
Diluted (`)		6.00	(5.59)	0.40

(ii) Consolidated balance sheet as at 31 March 2019

(` in lakhs)

	Reference No.	As at 31 March 2019	Increase/ (Decrease)	As at 31 March 2019
ASSETS				
Non-current assets				
Property, plant and equipment		145,858.99	-	145,858.99
Capital work-in-progress		10,291.53	-	10,291.53
Investment property		369,576.41	-	369,576.41
Goodwill		100,916.35	-	100,916.35
Other intangible assets		15,815.10	-	15,815.10
Investments accounted for using the equity method and other investment in joint ventures/ associates		2,086,820.32	-	2,086,820.32
Financial assets				
Investments		10,226.27	-	10,226.27
Loans		29,464.32	-	29,464.32
Other financial assets		26,065.99	-	26,065.99
Deferred tax assets (net)	(a) and (b)	237,691.92	(22,747.64)	214,944.28
Non-current tax assets (net)		129,842.52	-	129,842.52
Other non current assets		151,288.42	-	151,288.42
		3,313,858.14	(22,747.64)	3,291,110.50
Current assets				
Inventories	(b)	2,200,855.01	(302,019.50)	1,898,835.51
Financial assets				
Investments		3,420.16	-	3,420.16
Trade receivables	(b)	83,227.76	60,971.04	144,198.80

Notes to Consolidated Financial Statements (Contd.)

(` in lakhs)

	Reference No.	As at 31 March 2019	Increase/ (Decrease)	As at 31 March 2019
Cash and cash equivalents		426,817.33	-	426,817.33
Other bank balances		58,719.49	-	58,719.49
Loans		196,426.71	-	196,426.71
Other financial assets	(b)	68,669.46	48,775.28	117,444.74
Other current assets		77,229.46	-	77,229.46
		3,115,365.38	(192,273.18)	2,923,092.20
Assets held for sale		263,022.40	-	263,022.40
		3,378,387.78	(192,273.18)	3,186,114.60
		6,692,245.92	(215,020.82)	6,477,225.10
EQUITY AND LIABILITIES				
Equity				
Equity share capital		44,144.44	-	44,144.44
Warrants		75,010.36	-	75,010.36
Other equity	(a) and (b)	3,238,499.68	431,215.41	3,669,715.09
Equity attributable to Equity Holder of the parent		3,357,654.48	431,215.41	3,788,869.89
Non-controlling interests		4,058.48	(250.43)	3,808.05
Total Equity		3,361,712.96	430,964.98	3,792,677.94
Non-current liabilities				
Financial liabilities				
Borrowings		561,437.81	-	561,437.81
Trade payables				
(a) total outstanding dues of micro enterprises and small enterprises		-	-	-
(b) total outstanding dues of creditors other than micro enterprises and small enterprises		79,418.65	-	79,418.65
Other non-current financial liabilities		46,178.15	-	46,178.15
Long term provisions		4,488.02	-	4,488.02
Deferred tax liabilities (net)	(a)	43,973.92	169,700.55	213,674.47
Other non-current liabilities		9,717.12	-	9,717.12
		745,213.67	169,700.55	914,914.22
Current liabilities				
Financial liabilities				
Borrowings		916,371.30	-	916,371.30
Trade payables				
(a) total outstanding dues of micro enterprises and small enterprises		1,878.07	-	1,878.07
(b) total outstanding dues of creditors other than micro enterprises and small enterprises		125,841.70	-	125,841.70
Other financial liabilities		411,342.23	-	411,342.23
Other current liabilities	(b)	1,112,236.40	(815,686.35)	296,550.05
Current tax liabilities (net)		721.41	-	721.41
Provisions		2,644.85	-	2,644.85
		2,571,035.96	(815,686.35)	1,755,349.61
Liabilities related to assets held for sale		14,283.33	-	14,283.33
		6,692,245.92	(215,020.82)	6,477,225.10

(a) For certain real estate contracts where the Company was following Percentage of Completion method (PoCM) as per the "Guidance Note on Real Estate Transactions", issued by Institute of Chartered Accountants of India, revenue has been recognized at a point in time in accordance with and pursuant to conditions specified in revised accounting standard, Ind AS 115 "Revenue from Contracts with Customers". However, for other contracts, the Company continues to recognize revenue over the period of time. The criteria for recognition of revenue over the period of time or at point in time is dependent on the five step method as defined in policy.

The Company has applied the modified retrospective approach to contracts that were not completed as of 1 April 2018 and has given impact of Ind AS 115 application by debit to retained earnings as at the said date by ₹ 554,279.48 lakhs (net of tax of ₹ 255,058.98 lakhs) pertaining to recognition of revenue based on satisfaction of performance obligation at a point in time.

Due to application of Ind AS 115, revenue from operations for the year ended 31 March 2019 is higher by ₹ 436,472.30 lakhs and net profit after tax for the year ended 31 March 2019 is higher by ₹ 123,064.07 lakhs (net of tax of ₹ 62,610.79 lakhs), than it would have been if erstwhile standards were applicable. Consequential impacts are reflected in following balances:

- (i) Inventories have increased by ₹ 537,058.24 lakhs as on 1 April 2018 since revenue has been reversed for units where control has not been transferred. This in turn leads to decrease in trade receivables by ₹ 49,144.64 lakhs and decrease in unbilled revenue by ₹ 143,556.95 (appearing under other financial assets). Further amounting to ₹ 17,876.78 lakhs has been reclassified to contract assets in accordance with Ind AS 115.
 - (ii) Increase in other current liabilities by ₹ 1,153,945.53 lakhs due to recognition of contract liabilities (₹ 1,124,127.12 lakhs) and Cost to Complete (₹ 29,818.41 lakhs).
- (b) Represents changes in inventories, trade receivable, other financial assets and other current liabilities on account of adoption of Ind AS 115 w.r.t similar reasons as explained in (a) above.

61. SUBSEQUENT EVENTS TO THE YEAR ENDED 31 MARCH 2019

- a) One of the subsidiary company has acquired 100% stake in Chamundeswari Builders Private Limited (CBPL), which was one of the Partners of Partnership Firm M/s DLF Gayatri Developers (the Firm). Further, after retirement of one of the Partner namely Gayatri Property Ventures Private Limited of the Firm, its entire stake in the Firm has been taken over by CBPL. Consequent to the above arrangement, stake of the Group in the Firm has increased from 50% to 100%.
- b) One of the subsidiary company has sold its entire stake in DLF Lands India Private Limited (wholly-owned subsidiary) to DLF Cyber City Developers Limited (a joint venture company of the group). The assets & liabilities related to DLF Lands India Private Limited has been disclosed under "Held for sale".
- c) The Company has transferred assets related to its one of the Project, a retail Mall to one of its wholly-owned subsidiaries namely Paliwal Real Estates Private Limited for a consideration of ₹ 295,000 lakhs. Accordingly, in line with applicable Ind AS 105 "Non - Current Assets Held for Sale and Discontinued Operations", the Company has classified the assets as "held for Sale". Further The Board of Directors of the Company in its meeting held on 21 May 2019 has approved sale of its entire stake in its wholly-owned subsidiary Paliwal Real Estates Private Limited to DLF Cyber City Developers Limited (a joint venture company of the group). The assets & liabilities related to Paliwal Real Estate Private Limited has been disclosed under "Held for sale".

62. STANDARDS ISSUED BUT NOT YET EFFECTIVE

The amendments to standards that are issued, but not yet effective, up to the date of issuance of the Group's financial statements are disclosed below. The Group intends to adopt these standards, if applicable, when they become effective.

The Ministry of Corporate Affairs (MCA) has issued the Companies (Indian Accounting Standards) Amendment Rules, 2017 and Companies (Indian Accounting Standards) Amendment Rules, 2018 amending the following standard:

1. Ind AS 116 Leases

Ind AS 116 Leases was notified by MCA on 30 March 2019 and it replaces Ind AS 17 Leases, including appendices thereto. Ind AS 116 is effective for annual periods beginning on or after 1 April 2019. Ind AS 116 sets out the principles for the recognition, measurement, presentation and disclosure of leases and requires lessees to account for all leases under a single on-balance sheet model similar to the accounting for finance leases under Ind AS 17. The standard includes two recognition exemptions for lessees – leases of 'low-value' assets and short-term leases (i.e., leases with a lease term of 12 months or less). At the commencement date of a lease, a lessee will recognise a liability to make lease payments (i.e. the lease liability) and an asset representing the right to use the underlying asset during the lease term (i.e., the right-of-use asset). Lessees will be required to separately recognise the interest expense on the lease liability and the depreciation expense on the right-of-use asset. Lessees will be also required to remeasure the lease liability upon the occurrence of certain events (e.g. a change in the lease term, a change in future lease payments resulting from a change in an index or rate used to determine those payments). The lessee will generally recognise the amount of the remeasurement of the lease liability as an adjustment to the right-of-use asset. Lessor accounting under Ind AS 116 is substantially unchanged from today's accounting under Ind AS 17. Lessors will continue to classify all leases using the same classification principle as in Ind AS 17 and distinguish between two types of leases: operating and finance leases. The Company intends to adopt these standards from April 1, 2019.

The Group has established an implementation team to implement Ind AS 116 related to the recognition of revenue from lease contracts with customers and accrual of lease expense where company is a lessee. The Company continues to evaluate the changes to accounting systems and processes and additional disclosure requirements that may be necessary.

Upon adoption, the Group expects there to be a change in the manner that revenue and expense is recognized/ accrued in respect of lease contracts entered into by the Group. A reliable estimate of the quantitative impact of Ind AS 116 on the financial statements will be concluded once the evaluation and assessment by the Group has been completed.

2. Appendix C to Ind AS 12 Uncertainty over Income Tax Treatment

The Interpretation addresses the accounting for income taxes when tax treatments involve uncertainty that affects the application of Ind AS 12 and does not apply to taxes or levies outside the scope of Ind AS 12, nor does it specifically include requirements relating to interest and penalties associated with uncertain tax treatments. The Interpretation specifically addresses the following:

- Whether an entity considers uncertain tax treatments separately;
- The assumptions an entity makes about the examination of tax treatments by taxation authorities;

Notes to Consolidated Financial Statements (Contd.)

- How an entity determines taxable profit (tax loss), tax bases, unused tax losses, unused tax credits and tax rates;
- How an entity considers changes in facts and circumstances.

An entity has to determine whether to consider each uncertain tax treatment separately or together with one or more other uncertain tax treatments. The approach that better predicts the resolution of the uncertainty should be followed. In determining the approach that better predicts the resolution of the uncertainty, an entity might consider, for example, (a) how it prepares its income tax filings and supports tax treatments; or (b) how the entity expects the taxation authority to make its examination and resolve issues that might arise from that examination.

The interpretation is effective for annual reporting periods beginning on or after 1 April 2019, but certain transition reliefs are available. The Group will apply the interpretation from its effective date. Since the Group operates in a complex tax environment, applying the Interpretation may affect its consolidated financial statements. In addition, the Group may need to establish processes and procedures to obtain information that is necessary to apply the Interpretation on a timely basis.

3. Amendments to Ind AS 109: Prepayment Features with Negative Compensation

Under Ind AS 109, a debt instrument can be measured at amortised cost or at fair value through other comprehensive income, provided that the contractual cash flows are 'solely payments of principal and interest on the principal amount outstanding' (the SPPI criterion) and the instrument is held within the appropriate business model for that classification. The amendments to Ind AS 109 clarify that a financial asset passes the SPPI criterion regardless of the event or circumstance that causes the early termination of the contract and irrespective of which party pays or receives reasonable compensation for the early termination of the contract.

The amendments should be applied retrospectively and are effective for annual periods beginning on or after 1 April 2019. These amendments have no impact on the consolidated financial statements of the Group.

4. Amendments to Ind AS 19: Plan Amendment, Curtailment or Settlement

The amendments to Ind AS 19 address the accounting when a plan amendment, curtailment or settlement occurs during a reporting period. The amendments specify that when a plan amendment, curtailment or settlement occurs during the annual reporting period, an entity is required to:

- Determine current service cost for the remainder of the period after the plan amendment, curtailment or settlement, using the actuarial assumptions used to remeasure the net defined benefit liability (asset) reflecting the benefits offered under the plan and the plan assets after that event.
- Determine net interest for the remainder of the period after the plan amendment, curtailment or settlement using: the net defined benefit liability (asset) reflecting the benefits offered under the plan and the plan assets after that event; and the discount rate used to remeasure that net defined benefit liability (asset).

The amendments also clarify that an entity first determines any past service cost, or a gain or loss on settlement, without considering the effect of the asset ceiling. This amount is recognised in profit or loss.

An entity then determines the effect of the asset ceiling after the plan amendment, curtailment or settlement. Any change in that effect, excluding amounts included in the net interest, is recognised in other comprehensive income.

The amendments apply to plan amendments, curtailments, or settlements occurring on or after the beginning of the first annual reporting period that begins on or after 1 April 2019. These amendments will apply only to any future plan amendments, curtailments, or settlements of the Group.

5. Amendments to Ind AS 28: Long-term interests in associates and joint ventures

The amendments clarify that an entity applies Ind AS 109 to long-term interests in an associate or joint venture to which the equity method is not applied but that, in substance, form part of the net investment in the associate or joint venture (long-term interests). This clarification is relevant because it implies that the expected credit loss model in Ind AS 109 applies to such long-term interests.

The amendments also clarified that, in applying Ind AS 109, an entity does not take account of any losses of the associate or joint venture, or any impairment losses on the net investment, recognised as adjustments to the net investment in the associate or joint venture that arise from applying Ind AS 28 Investments in Associates and Joint Ventures.

The amendments should be applied retrospectively in accordance with Ind AS 8 for annual reporting periods on or after 1 April 2019. Since the Group does not have such long-term interests in its associate and joint venture, the amendments will not have an impact on its consolidated financial statements.

6. Annual improvement to Ind AS (2018)

These improvements include:

- **Amendments to Ind AS 103: Party to a Joint Arrangements obtains control of a business that is a Joint Operation**

The amendments clarify that, when a party to a joint arrangement obtains control of a business that is a joint operation, it applies the requirements for a business combination achieved in stages, including remeasuring previously held interests in the assets and liabilities of the joint operation at fair value. In doing so, the acquirer remeasures its entire previously held interest in the joint operation.

An entity applies those amendments to business combinations for which the acquisition date is on or after the beginning of the first annual reporting period beginning on or after 1 April 2019. These amendments are currently not applicable to the Group but may apply to future transactions.

• **Amendments to Ind AS 111: Joint Arrangements**

A party that participates in, but does not have joint control of, a joint operation might obtain joint control of the joint operation in which the activity of the joint operation constitutes a business as defined in Ind AS 103. The amendments clarify that the previously held interests in that joint operation are not remeasured.

An entity applies those amendments to transactions in which it obtains joint control on or after the beginning of the first annual reporting period beginning on or after 1 April 2019. These amendments are currently not applicable to the Group but may apply to future transactions.

• **Amendments to Ind AS 12: Income Taxes**

The amendments clarify that the income tax consequences of dividends are linked more directly to past transactions or events that generated distributable profits than to distributions to owners. Therefore, an entity recognises the income tax consequences of dividends in profit or loss, other comprehensive income or equity according to where the entity originally recognised those past transactions or events.

An entity applies those amendments for annual reporting periods beginning on or after 1 April 2019. Since the Group's current practice is in line with these amendments, the Group does not expect any effect on its consolidated financial statements.

• **Amendments to Ind AS 23: Borrowing Costs**

The amendments clarify that an entity treats as part of general borrowings any borrowing originally made to develop a qualifying asset when substantially all of the activities necessary to prepare that asset for its intended use or sale are complete.

An entity applies those amendments to borrowing costs incurred on or after the beginning of the annual reporting period in which the entity first applies those amendments. An entity applies those amendments for annual reporting periods beginning on or after 1 April 2019. Since the Group's current practice is in line with these amendments, the Group does not expect any effect on its consolidated financial statements.

63. ADDITIONAL INFORMATION AS REQUIRED BY PARAGRAPH 2 OF THE GENERAL INSTRUCTIONS FOR PREPARATION OF CONSOLIDATED FINANCIAL STATEMENTS TO SCHEDULE III TO THE COMPANIES ACT, 2013 FOR THE YEAR ENDED 31 MARCH 2019:

Name of Entity	Net assets i.e. total assets minus total liabilities		Share in profit or loss		Other comprehensive income		Total comprehensive income	
	As % of consolidated net assets	in lakhs	As % of consolidated net assets	in lakhs	As % of consolidated net assets	in lakhs	As % of consolidated net assets	in lakhs
Holding Company								
DLF Limited	69.00%	2,307,992.63	52.00%	68,758.20	18.00%	(58.06)	52.00%	68,700.14
Subsidiary Companies								
Indian subsidiaries								
Aadarshini Real Estate Developers Private Limited (till 18 March 2019)	0.00%	29.19	0.00%	(85.65)	0.00%	-	0.00%	(85.65)
Abhigyan Builders & Developers Private Limited	0.00%	510.61	0.00%	49.24	0.00%	-	0.00%	49.24
Abhiraj Real Estate Private Limited	0.00%	(1,474.79)	0.00%	(214.61)	0.00%	-	0.00%	(214.61)
Adeline Builders & Developers Private Limited	0.00%	(13.10)	0.00%	(2.14)	0.00%	-	0.00%	(2.14)
Americus Real Estate Private Limited	0.00%	(11,559.27)	-1.00%	(1,006.85)	0.00%	-	-1.00%	(1,006.85)
Amishi Builders & Developers Private Limited	0.00%	(1,047.46)	0.00%	(105.23)	0.00%	-	0.00%	(105.23)
Angelina Real Estates Private Limited	0.00%	950.28	0.00%	460.20	0.00%	-	0.00%	460.20
Ariadne Builders & Developers Private Limited	0.00%	10.73	0.00%	(1.49)	0.00%	-	0.00%	(1.49)
Armand Builders & Constructions Private Limited	0.00%	(8.80)	0.00%	(2.96)	0.00%	-	0.00%	(2.96)
Benedict Estates Developers Private Limited	0.00%	220.92	0.00%	4.03	0.00%	-	0.00%	4.03

Notes to Consolidated Financial Statements (Contd.)

Name of Entity	Net assets i.e. total assets minus total liabilities		Share in profit or loss		Other comprehensive income		Total comprehensive income	
	As % of consolidated net assets	in lakhs	As % of consolidated net assets	in lakhs	As % of consolidated net assets	in lakhs	As % of consolidated net assets	in lakhs
Beyla Builders & Developers Private Limited	0.00%	394.67	0.00%	51.93	0.00%	-	0.00%	51.93
Bhamini Real Estate Developers Private Limited	0.00%	(5,689.34)	-1.00%	(731.75)	0.00%	-	-1.00%	(731.75)
Breeze Constructions Private Limited	0.00%	(14,323.93)	-2.00%	(3,285.85)	0.00%	-	-2.00%	(3,285.85)
Chakradhara Estates Developers Private Limited	0.00%	519.79	0.00%	13.74	0.00%	-	0.00%	13.74
Chandrajyoti Estate Developers Private Limited	0.00%	(3,525.11)	0.00%	(374.36)	0.00%	-	0.00%	(374.36)
Dae Real Estates Private Limited	0.00%	245.67	0.00%	5.94	0.00%	-	0.00%	5.94
Daffodil Hotels Private Limited	1.00%	18,647.72	0.00%	(601.37)	0.00%	-	0.00%	(601.37)
Dalmia Promoters and Developers Private Limited	0.00%	(1,672.79)	0.00%	(240.40)	0.00%	(0.03)	0.00%	(240.43)
Delanco Home and Resorts Private Limited	1.00%	22,467.75	-2.00%	(3,005.37)	0.00%	-	-2.00%	(3,005.37)
Delanco Realtors Private Limited	0.00%	(3,447.08)	-1.00%	(865.44)	0.00%	-	-1.00%	(865.44)
Deltaland Buildcon Private Limited	0.00%	(1,668.06)	0.00%	(210.10)	0.00%	-	0.00%	(210.10)
DLF Aspinwal Hotels Private Limited	0.00%	(8,281.10)	-1.00%	(1,198.06)	0.00%	-	-1.00%	(1,198.06)
DLF Cochin Hotels Private Limited	0.00%	(3,504.63)	0.00%	(553.85)	0.00%	-	0.00%	(553.85)
DLF Commercial Developers Limited	6.00%	212,827.28	10.00%	12,776.07	0.00%	-	10.00%	12,776.07
DLF Commercial Projects Corporation	0.00%	(10.23)	0.00%	(0.00)	0.00%	-	0.00%	-
DLF Emporio Restaurants Limited	-1.00%	(21,822.10)	-2.00%	(2,406.12)	-6.00%	18.65	-2.00%	(2,387.48)
DLF Energy Private Limited	1.00%	45,355.42	0.00%	(286.97)	0.00%	-	0.00%	(286.97)
DLF Estate Developers Limited	0.00%	1,672.13	0.00%	134.81	0.00%	-	0.00%	134.81
DLF Garden City Indore Private Limited	0.00%	10,834.23	0.00%	(461.95)	0.00%	0.04	0.00%	(461.91)
DLF Gayatri Developers	0.00%	1,810.90	0.00%	(0.00)	0.00%	-	0.00%	-
DLF Golf Resorts Limited	0.00%	872.27	0.00%	142.29	0.00%	-	0.00%	142.29
DLF Green Valley	0.00%	5,792.44	0.00%	(0.00)	0.00%	-	0.00%	-
DLF Home Developers Limited	9.00%	306,452.07	-13.00%	(17,778.55)	44.00%	(144.08)	-14.00%	(17,922.63)
DLF Homes Goa Private Limited	0.00%	(12,976.81)	-1.00%	(1,699.69)	0.00%	-	-1.00%	(1,699.69)
DLF Homes Services Private Limited	0.00%	(1,067.32)	0.00%	(118.29)	-4.00%	14.05	0.00%	(104.24)
DLF Info Park (Pune) Limited	0.00%	(10,021.22)	0.00%	(1.33)	0.00%	-	0.00%	(1.33)
DLF Info Park Developers (Chennai) Limited	2.00%	71,968.05	0.00%	(11.94)	0.00%	-	0.00%	(11.94)
DLF Info City Chennai Limited	1.00%	41,723.70	7.00%	9,348.71	0.00%	-	7.00%	9,348.71
DLF Info City Hyderabad Limited	0.00%	10,414.87	-1.00%	(1,591.38)	0.00%	-	-1.00%	(1,591.38)
DLF Lands India Private Limited	0.00%	(314.15)	0.00%	(236.61)	0.00%	-	0.00%	(236.61)
DLF Luxury Homes Limited	1.00%	48,505.06	-1.00%	(729.13)	0.00%	(0.15)	-1.00%	(729.28)
DLF Office Developers	0.00%	2,412.72	0.00%	-	0.00%	-	0.00%	-
DLF Phase-IV Commercial Developers Limited	0.00%	(1,963.91)	-1.00%	(731.86)	0.00%	-	-1.00%	(731.86)
DLF Projects Limited	0.00%	3,237.75	0.00%	143.44	0.00%	-	0.00%	143.44
DLF Property Developers Limited	0.00%	490.57	0.00%	466.66	0.00%	-	0.00%	466.66
DLF Real Estate Builders Limited	-1.00%	(30,534.92)	-2.00%	(3,028.48)	46.00%	(148.59)	-2.00%	(3,177.06)
DLF Recreational Foundation Limited	0.00%	(1,810.31)	-1.00%	(955.24)	0.00%	(1.02)	-1.00%	(956.26)
DLF Residential Builders Limited	0.00%	(2,219.82)	0.00%	(378.11)	0.00%	-	0.00%	(378.11)
DLF Residential Developers Limited	0.00%	(2,478.99)	0.00%	(420.79)	0.00%	-	0.00%	(420.79)

Name of Entity	Net assets i.e. total assets minus total liabilities		Share in profit or loss		Other comprehensive income		Total comprehensive income	
	As % of consolidated net assets	in lakhs	As % of consolidated net assets	in lakhs	As % of consolidated net assets	in lakhs	As % of consolidated net assets	in lakhs
DLF Residential Partners Limited	0.00%	(13,633.02)	-2.00%	(2,592.86)	0.00%	-	-2.00%	(2,592.86)
DLF South Point Limited [now merged with DLF Commercial Developers Limited]	0.00%	-	0.00%	-	0.00%	-	0.00%	-
DLF Southern Towns Private Limited	2.00%	64,862.77	-3.00%	(3,617.05)	1.00%	(2.34)	-3.00%	(3,619.39)
DLF Universal Limited	0.00%	(7,743.80)	-1.00%	(940.94)	0.00%	-	-1.00%	(940.94)
DLF Utilities Limited	-1.00%	(34,323.57)	-6.00%	(7,581.10)	0.00%	-	-6.00%	(7,581.10)
Domus Real Estate Private Limited	0.00%	(1,448.60)	0.00%	(319.32)	0.00%	-	0.00%	(319.32)
Eastern India Powertech Limited	-2.00%	(54,416.59)	-8.00%	(10,586.82)	-3.00%	8.66	-8.00%	(10,578.16)
Edward Keventer (Successors) Private Limited	1.00%	30,140.12	0.00%	(121.66)	2.00%	(5.34)	0.00%	(127.00)
Elvira Builders & Constructions Private Limited	0.00%	(1,578.91)	-1.00%	(1,578.18)	0.00%	-	-1.00%	(1,578.18)
Faye Builders & Constructions Private Limited	0.00%	(5.57)	0.00%	(1.16)	0.00%	-	0.00%	(1.16)
Galleria Property Management Services Private Limited	-1.00%	(20,688.13)	-2.00%	(3,007.07)	0.00%	-	-2.00%	(3,007.07)
Genisys Property Builders & Developers Private Limited (w.e.f. 14 May 2018)	0.00%	2,948.96	0.00%	(40.86)	0.00%	-	0.00%	(40.86)
Ghaliya Builders & Developers Private Limited	0.00%	(2.26)	0.00%	(0.47)	0.00%	-	0.00%	(0.47)
Hansel Builders & Developers Private Limited	0.00%	(8.11)	0.00%	(1.17)	0.00%	-	0.00%	(1.17)
Hyma Developers Private Limited [formerly DLF Homes Kokapet Private Limited] (till 24 December 2018)	0.00%	-	0.00%	(606.22)	0.00%	-	0.00%	(606.22)
Isabel Builders & Developers Private Limited	0.00%	(3,147.49)	-1.00%	(1,270.63)	0.00%	-	-1.00%	(1,270.63)
Kolkata International Convention Centre Limited	0.00%	2,807.34	1.00%	1,321.18	0.00%	-	1.00%	1,321.18
Lada Estates Private Limited	0.00%	0.39	0.00%	(1.86)	0.00%	-	0.00%	(1.86)
Latona Builders & Constructions Private Limited	0.00%	(222.40)	0.00%	(1.54)	0.00%	-	0.00%	(1.54)
Lear Builders & Developers Private Limited	0.00%	(4.75)	0.00%	(1.91)	0.00%	-	0.00%	(1.91)
Lempo Buildwell Private Limited	0.00%	(5.07)	0.00%	(1.16)	0.00%	-	0.00%	(1.16)
Liber Buildwell Private Limited	0.00%	(1,005.36)	-1.00%	(1,001.11)	0.00%	-	-1.00%	(1,001.11)
Livana Builders & Developers Private Limited	0.00%	(221.89)	0.00%	(0.83)	0.00%	-	0.00%	(0.83)
Lizebeth Builders & Developers Private Limited	0.00%	587.94	0.00%	53.93	0.00%	-	0.00%	53.93
Lodhi Property Company Limited	1.00%	48,514.96	-7.00%	(9,533.78)	2.00%	(5.61)	-7.00%	(9,539.39)
Mariabella Builders & Developers Private Limited	0.00%	280.30	0.00%	341.20	0.00%	-	0.00%	341.20
Melosa Builders & Developers Private Limited	0.00%	26.67	0.00%	(2.18)	0.00%	-	0.00%	(2.18)
Mens Buildcon Private Limited	0.00%	(102.91)	0.00%	(11.26)	0.00%	-	0.00%	(11.26)
Nambi Buildwell Private Limited	0.00%	(12,177.03)	-4.00%	(4,833.49)	0.00%	-	-4.00%	(4,833.49)
Narooma Builders & Developers Private Limited	0.00%	(8.33)	0.00%	(2.19)	0.00%	-	0.00%	(2.19)
Nellis Builders & Developers Private Limited	0.00%	(189.64)	0.00%	(43.81)	0.00%	-	0.00%	(43.81)

Notes to Consolidated Financial Statements (Contd.)

Name of Entity	Net assets i.e. total assets minus total liabilities		Share in profit or loss		Other comprehensive income		Total comprehensive income	
	As % of consolidated net assets	in lakhs	As % of consolidated net assets	in lakhs	As % of consolidated net assets	in lakhs	As % of consolidated net assets	in lakhs
Niobe Builders & Developers Private Limited	0.00%	287.15	0.00%	181.40	0.00%	-	0.00%	181.40
Nudhar Builders & Developers Private Limited	0.00%	(4.90)	0.00%	(2.24)	0.00%	-	0.00%	(2.24)
Paliwal Developers Limited	0.00%	2,001.09	0.00%	(342.60)	0.00%	-	0.00%	(342.60)
Paliwal Real Estate Limited	0.00%	(923.26)	0.00%	(342.10)	0.00%	-	0.00%	(342.10)
Phoena Builders & Developers Private Limited	0.00%	231.41	0.00%	158.09	0.00%	-	0.00%	158.09
Pyrite Builders & Constructions Private Limited	0.00%	(3.79)	0.00%	(1.17)	0.00%	-	0.00%	(1.17)
Qabil Builders & Constructions Private Limited	0.00%	7.37	0.00%	(2.35)	0.00%	-	0.00%	(2.35)
Rachelle Builders & Constructions Private Limited	0.00%	4.38	0.00%	(2.71)	0.00%	-	0.00%	(2.71)
Rational Builders & Developers	0.00%	(1,652.76)	0.00%	(0.00)	0.00%	-	0.00%	-
Riveria Commercial Developers Limited	0.00%	(3,347.31)	-3.00%	(4,448.26)	0.00%	-	-3.00%	(4,448.26)
Rochelle Builders & Constructions Private Limited	0.00%	(17.79)	0.00%	1.10	0.00%	-	0.00%	1.10
Royalton Builders & Developers Private Limited	0.00%	(41.33)	0.00%	(15.08)	0.00%	-	0.00%	(15.08)
Saket Holidays Resorts Private Limited	0.00%	(656.34)	0.00%	(294.66)	0.00%	-	0.00%	(294.66)
DLF Builders and Developers Private Limited	-1.00%	(20,473.59)	-2.00%	(2,746.17)	0.00%	-	-2.00%	(2,746.17)
Shivaji Marg Maintenance Services Limited	0.00%	(158.76)	0.00%	(37.47)	0.00%	-	0.00%	(37.47)
Tiberias Developers Limited [formerly DLF Finvest Limited]	0.00%	445.63	0.00%	24.48	0.00%	-	0.00%	24.48
Urvasi Infratech Private Limited	0.00%	(192.83)	0.00%	(0.17)	0.00%	-	0.00%	(0.17)
Vibodh Developers Private Limited	0.00%	53.98	0.00%	5.36	0.00%	-	0.00%	5.36
Vkarma Capital Investment Management Company Private Limited	0.00%	(3,558.52)	0.00%	(448.83)	0.00%	-	0.00%	(448.83)
Vkarma Capital Trustee Company Private Limited	0.00%	(7.30)	0.00%	(1.90)	0.00%	-	0.00%	(1.90)
Webcity Builders & Developers Private Limited	0.00%	540.63	0.00%	77.66	0.00%	-	0.00%	77.66
Elimination Entries	-44.00%	(1,463,124.21)	32.00%	42,016.11	0.00%	-	32.00%	42,016.11
Minority interest in all subsidiaries	0.00%	4,058.48	0.00%	514.53	0.00%	-	0.00%	514.53
Joint ventures/ Associates investment as per equity method								
Designplus Associates Services Private Limited	0.00%	(121.58)	0.00%	17.85	0.00%	-	0.00%	17.85
Joyous Housing Limited	0.00%	(609.97)	0.00%	40.59	0.00%	-	0.00%	40.59
DLF Homes Panchkula Private Limited	0.00%	(9,250.80)	0.00%	-	0.00%	-	0.00%	-
DLF Midtown Private Limited	0.00%	(509.24)	0.00%	(156.52)	0.00%	-	0.00%	(156.52)
DLF Urban Private Limited	0.00%	(134.49)	0.00%	(17.05)	0.00%	-	0.00%	(17.05)
Fairleaf Real Estate Private Limited (formerly YG Realty Private Limited)	0.00%	(6,438.00)	1.00%	1,024.86	0.00%	-	1.00%	1,024.86
DLF SBPL Developers Private Limited	0.00%	(119.11)	0.00%	(19.41)	0.00%	-	0.00%	(19.41)

Name of Entity	Net assets i.e. total assets minus total liabilities		Share in profit or loss		Other comprehensive income		Total comprehensive income	
	As % of consolidated net assets	in lakhs	As % of consolidated net assets	in lakhs	As % of consolidated net assets	in lakhs	As % of consolidated net assets	in lakhs
DLF Gayatri Home Developers Limited	0.00%	(133.04)	0.00%	(48.08)	0.00%	-	0.00%	(48.08)
DCCDL Group	56.00%	1,891,146.04	71.00%	93,838.81	0.00%	-	71.00%	93,838.81
Arizona Globalservices Private Limited	0.00%	311.39	0.00%	(52.49)	0.00%	-	0.00%	(52.49)
Aadarshini Real Estate Developers Private Limited (w.e.f. 18 March 2019)	0.00%	(50.83)	0.00%	(50.83)	0.00%	-	0.00%	(50.83)

63. ADDITIONAL INFORMATION AS REQUIRED BY PARAGRAPH 2 OF THE GENERAL INSTRUCTIONS FOR PREPARATION OF CONSOLIDATED FINANCIAL STATEMENTS TO SCHEDULE III TO THE COMPANIES ACT, 2013 FOR THE YEAR ENDED 31 MARCH 2018:

Name of Entity	Net assets i.e. total assets minus total liabilities		Share in profit or loss		Other comprehensive income		Total comprehensive income	
	As % of consolidated net assets	in lakhs	As % of consolidated net assets	in lakhs	As % of consolidated net assets	in lakhs	As % of consolidated net assets	in lakhs
Holding Company								
DLF Limited	66.28%	2,343,478.60	8.18%	36,520.39	83.08%	1,003.23	8.38%	37,523.62
Subsidiary Companies								
Indian subsidiaries								
Aadarshini Real Estate Developers Private Limited	0.00%	119.84	-0.04%	(166.79)	-0.36%	(4.31)	-0.04%	(171.10)
Abhigyan Builders & Developers Private Limited	0.01%	461.38	0.11%	510.17	0.00%	-	0.11%	510.17
Abhiraj Real Estate Private Limited	-0.04%	(1,260.18)	-0.04%	(192.10)	0.00%	-	-0.04%	(192.10)
Adeline Builders & Developers Private Limited	0.00%	(10.97)	0.00%	(3.86)	0.00%	-	0.00%	(3.86)
Americus Real Estate Private Limited	-0.30%	(10,552.42)	-0.23%	(1,007.36)	0.00%	-	-0.23%	(1,007.36)
Amishi Builders & Developers Private Limited	-0.03%	(942.23)	-0.04%	(159.76)	0.00%	-	-0.04%	(159.76)
Angelina Real Estates Private Limited	0.01%	490.08	0.00%	7.71	0.00%	-	0.00%	7.71
Ariadne Builders & Developers Private Limited	0.00%	12.22	0.00%	(0.92)	0.00%	-	0.00%	(0.92)
Armand Builders & Constructions Private Limited	0.00%	(5.85)	0.00%	(2.52)	0.00%	-	0.00%	(2.52)
Benedict Estates Developers Private Limited	0.01%	216.88	0.02%	73.06	0.00%	-	0.02%	73.06
DLF Lands India Private Limited (formerly Berenice Real Estate Private Limited)	0.00%	(77.54)	-0.02%	(74.54)	0.00%	-	-0.02%	(74.54)
Beyla Builders & Developers Private Limited	0.01%	342.75	0.00%	20.81	0.00%	-	0.00%	20.81
Bhamini Real Estate Developers Private Limited	-0.14%	(4,957.59)	-0.49%	(2,192.56)	0.00%	-	-0.49%	(2,192.56)
Breeze Constructions Private Limited	-0.31%	(11,037.98)	-0.67%	(2,979.00)	0.00%	-	-0.67%	(2,979.00)
Caraf Builders & Constructions Private Limited	17.35%	613,354.39	-2.57%	(11,464.19)	0.00%	-	-2.56%	(11,464.19)

Notes to Consolidated Financial Statements (Contd.)

Name of Entity	Net assets i.e. total assets minus total liabilities		Share in profit or loss		Other comprehensive income		Total comprehensive income	
	As % of consolidated net assets	in lakhs	As % of consolidated net assets	in lakhs	As % of consolidated net assets	in lakhs	As % of consolidated net assets	in lakhs
Chakradharee Estates Developers Private Limited	0.01%	506.05	0.05%	205.19	0.00%	-	0.05%	205.19
Chandrajyoti Estate Developers Private Limited	-0.09%	(3,152.12)	-0.07%	(319.47)	0.00%	-	-0.07%	(319.47)
Dae Real Estates Private Limited	0.01%	239.73	0.00%	(0.48)	0.00%	-	0.00%	(0.48)
Daffodil Hotels Private Limited	0.54%	19,249.10	-0.05%	(216.20)	0.00%	-	-0.05%	(216.20)
Dalmia Promoters and Developers Private Limited	-0.04%	(1,432.34)	-0.05%	(206.93)	0.00%	0.01	-0.05%	(206.92)
Delanco Home and Resorts Private Limited	-0.20%	(7,027.48)	-0.71%	(3,180.87)	0.00%	-	-0.71%	(3,180.87)
Delanco Realtors Private Limited	-0.03%	(1,222.91)	-0.23%	(1,024.91)	0.00%	-	-0.23%	(1,024.91)
Deltaland Buildcon Private Limited	-0.04%	(1,457.96)	-0.22%	(1,004.21)	0.00%	-	-0.22%	(1,004.21)
DLF Aspinwal Hotels Private Limited	-0.20%	(7,083.04)	-0.24%	(1,053.67)	0.00%	-	-0.24%	(1,053.67)
DLF Assets Private Limited	21.86%	772,786.39	7.08%	31,618.94	0.10%	1.22	7.06%	31,620.16
DLF City Centre Limited	0.13%	4,552.21	-0.17%	(777.80)	0.10%	1.22	-0.17%	(776.58)
DLF Cochin Hotels Private Limited	-0.08%	(2,950.77)	-0.11%	(486.89)	0.00%	-	-0.11%	(486.89)
DLF Commercial Developers Limited	6.25%	221,033.91	2.82%	12,577.72	0.00%	-	2.81%	12,577.72
DLF Commercial Projects Corporation	-0.04%	(1,561.27)	0.00%	(0.00)	0.00%	-	0.00%	(0.00)
DLF Cyber City Developers Limited	17.89%	632,684.61	20.21%	90,227.81	0.00%	-	20.16%	90,227.81
DLF Emporio Limited	1.58%	55,926.94	1.34%	5,963.30	-0.77%	(9.31)	1.33%	5,953.99
DLF Emporio Restaurants Limited	-0.55%	(19,434.62)	-0.55%	(2,438.06)	1.25%	15.12	-0.54%	(2,422.94)
DLF Energy Private Limited	0.01%	492.39	-0.02%	(67.32)	0.00%	-	-0.02%	(67.32)
DLF Estate Developers Limited	0.04%	1,543.99	0.12%	529.93	0.00%	-	0.12%	529.93
DLF Finvest Limited	0.01%	421.15	0.00%	15.64	0.00%	-	0.00%	15.64
DLF Garden City Indore Private Limited [w.e.f. 21 March 2017]	0.39%	13,677.36	-0.13%	(591.76)	0.03%	0.36	-0.13%	(591.40)
DLF Gayatri Developers	0.08%	2,735.22	0.00%	(0.00)	0.00%	-	0.00%	(0.00)
DLF Golf Resorts Limited	0.02%	729.63	0.03%	144.85	0.00%	-	0.03%	144.85
DLF Green Valley	0.16%	5,798.62	0.00%	(0.00)	0.00%	-	0.00%	(0.00)
DLF Home Developers Limited	13.35%	472,073.58	-39.39%	(175,828.02)	36.63%	442.31	-39.18%	(175,385.72)
DLF Homes Goa Private Limited	-0.32%	(11,277.12)	-0.82%	(3,664.24)	0.00%	-	-0.82%	(3,664.24)
DLF Homes Services Private Limited	-0.03%	(963.06)	0.00%	(20.43)	0.00%	-	0.00%	(20.43)
DLF Info City Developers (Chandigarh) Limited	0.65%	22,874.09	0.61%	2,718.68	0.00%	-	0.61%	2,718.68
DLF Info City Developers (Kolkata) Limited	0.85%	30,210.29	0.66%	2,933.55	0.00%	-	0.66%	2,933.55
DLF Info Park (Pune) Limited	-0.28%	(10,019.89)	-0.80%	(3,574.26)	0.00%	-	-0.80%	(3,574.26)
DLF Info Park Developers (Chennai) Limited	2.04%	71,979.99	-0.02%	(72.32)	0.00%	-	-0.02%	(72.32)
DLF Info City Chennai Limited	0.00%	1.21	0.00%	(3.79)	0.00%	-	0.00%	(3.79)
DLF Info City Hyderabad Limited	0.00%	1.55	0.00%	(3.45)	0.00%	-	0.00%	(3.45)
DLF Luxury Homes Limited (Formerly DLF GK Residency Limited)	0.30%	10,651.50	-1.90%	(8,485.71)	0.00%	-	-1.90%	(8,485.71)
DLF Office Developers	0.13%	4,535.23	0.00%	-	0.00%	-	0.00%	-

Name of Entity	Net assets i.e. total assets minus total liabilities		Share in profit or loss		Other comprehensive income		Total comprehensive income	
	As % of consolidated net assets	in lakhs	As % of consolidated net assets	in lakhs	As % of consolidated net assets	in lakhs	As % of consolidated net assets	in lakhs
DLF Phase-IV Commercial Developers Limited	-0.03%	(1,232.05)	-0.17%	(744.12)	0.00%	-	-0.17%	(744.12)
DLF Power & Services Limited	-0.12%	(4,249.50)	0.92%	4,111.79	0.00%	-	0.92%	4,111.79
DLF Projects Limited	0.09%	3,094.31	-0.14%	(644.03)	0.00%	-	-0.14%	(644.03)
DLF Promenade Limited	0.26%	9,108.61	-0.55%	(2,435.70)	-1.48%	(17.85)	-0.55%	(2,453.55)
DLF Property Developers Limited	0.00%	23.90	-0.05%	(214.34)	0.00%	-	-0.05%	(214.34)
DLF Real Estate Builders Limited	-0.79%	(27,906.38)	-0.66%	(2,930.85)	-8.50%	(102.60)	-0.68%	(3,033.46)
DLF Recreational Foundation Limited	-0.02%	(854.04)	-0.14%	(642.03)	0.13%	1.54	-0.14%	(640.49)
DLF Residential Builders Limited	-0.05%	(1,840.90)	-0.09%	(388.74)	0.00%	-	-0.09%	(388.74)
DLF Residential Developers Limited	-0.06%	(2,061.13)	-0.11%	(473.67)	0.00%	-	-0.11%	(473.67)
DLF Residential Partners Limited	-0.31%	(11,040.16)	-0.96%	(4,292.68)	0.00%	-	-0.96%	(4,292.68)
DLF South Point Limited	0.03%	1,045.22	0.00%	11.78	0.00%	-	0.00%	11.78
DLF Southern Towns Private Limited	0.85%	29,883.48	-5.57%	(24,841.91)	0.04%	0.43	-5.55%	(24,841.48)
DLF Universal Limited	-0.19%	(6,803.07)	-0.14%	(633.63)	0.00%	-	-0.14%	(633.63)
DLF Utilities Limited	0.05%	1,651.64	-0.79%	(3,524.66)	1.43%	17.26	-0.78%	(3,507.40)
Domus Real Estate Private Limited	-0.01%	(513.43)	-0.08%	(367.41)	0.00%	-	-0.08%	(367.41)
Eastern India Powertech Limited	-1.24%	(43,969.10)	-9.77%	(43,593.96)	-0.20%	(2.37)	-9.74%	(43,596.33)
Edward Keventer (Successors) Private Limited	0.86%	30,267.13	-0.01%	(43.25)	7.50%	90.51	0.01%	47.26
Elvira Builders & Constructions Private Limited	0.00%	(0.73)	0.00%	(0.75)	0.00%	-	0.00%	(0.75)
Faye Builders & Constructions Private Limited	0.00%	(4.41)	0.00%	(0.93)	0.00%	-	0.00%	(0.93)
Galleria Property Management Services Private Limited	-0.39%	(13,754.68)	-0.70%	(3,127.79)	5.49%	66.28	-0.68%	(3,061.51)
Ghaliya Builders & Developers Private Limited	0.00%	(1.80)	0.00%	(0.42)	0.00%	-	0.00%	(0.42)
Hansel Builders & Developers Private Limited	0.00%	(6.94)	0.00%	(1.13)	0.00%	-	0.00%	(1.13)
Hyma Developers Private Limited [formerly DLF Homes Kokapet Private Limited] (till 24 December 2018)	-0.10%	(3,502.94)	-0.82%	(3,643.77)	0.00%	-	-0.81%	(3,643.77)
Isabel Builders & Developers Private Limited	-0.05%	(1,876.86)	-0.21%	(918.26)	0.00%	-	-0.21%	(918.26)
Kolkata International Convention Centre Limited (w.e.f. 12 January 2018)	0.04%	1,486.16	0.10%	441.30	0.00%	-	0.10%	441.30
Lada Estates Private Limited	0.00%	2.25	0.00%	(0.85)	0.00%	-	0.00%	(0.85)
Latona Builders & Constructions Private Limited	-0.01%	(220.86)	-0.06%	(251.37)	0.00%	-	-0.06%	(251.37)
Lear Builders & Developers Private Limited	0.00%	(2.83)	0.00%	(0.94)	0.00%	-	0.00%	(0.94)
Lempo Buildwell Private Limited	0.00%	(3.91)	0.00%	(0.72)	0.00%	-	0.00%	(0.72)
Liber Buildwell Private Limited	0.00%	(4.25)	0.00%	(0.72)	0.00%	-	0.00%	(0.72)
Livana Builders & Developers Private Limited	-0.01%	(221.07)	-0.06%	(251.37)	0.00%	-	-0.06%	(251.37)

Notes to Consolidated Financial Statements (Contd.)

Name of Entity	Net assets i.e. total assets minus total liabilities		Share in profit or loss		Other comprehensive income		Total comprehensive income	
	As % of consolidated net assets	in lakhs	As % of consolidated net assets	in lakhs	As % of consolidated net assets	in lakhs	As % of consolidated net assets	in lakhs
Lizebeth Builders & Developers Private Limited	0.02%	534.01	0.11%	473.85	0.00%	-	0.11%	473.85
Lodhi Property Company Limited	1.16%	40,987.28	-0.02%	(79.66)	-0.84%	(10.16)	-0.02%	(89.82)
Mariabella Builders & Developers Private Limited	0.00%	(60.90)	0.00%	3.31	0.00%	-	0.00%	3.31
Melosa Builders & Developers Private Limited	0.00%	28.86	0.00%	(0.75)	0.00%	-	0.00%	(0.75)
Mens Buildcon Private Limited	0.00%	(91.65)	0.00%	(10.38)	0.00%	-	0.00%	(10.38)
Nambi Buildwell Private Limited	-0.21%	(7,343.54)	-0.74%	(3,292.44)	0.00%	-	-0.74%	(3,292.44)
Narooma Builders & Developers Private Limited	0.00%	(6.14)	0.00%	(0.88)	0.00%	-	0.00%	(0.88)
Nellis Builders & Developers Private Limited	0.00%	(145.83)	-0.01%	(62.30)	0.00%	-	-0.01%	(62.30)
Niobe Builders & Developers Private Limited	0.00%	105.75	0.00%	6.08	0.00%	-	0.00%	6.08
Nudhar Builders & Developers Private Limited	0.00%	(2.66)	0.00%	(0.93)	0.00%	-	0.00%	(0.93)
Paliwal Developers Limited	0.08%	2,695.19	-0.08%	(369.51)	0.00%	-	-0.08%	(369.51)
Paliwal Real Estate Limited	-0.02%	(581.16)	-0.01%	(43.92)	0.00%	-	-0.01%	(43.92)
Phoena Builders & Developers Private Limited	0.00%	73.32	0.00%	18.72	0.00%	-	0.00%	18.72
Pyrite Builders & Constructions Private Limited	0.00%	(2.62)	0.00%	(0.71)	0.00%	-	0.00%	(0.71)
Qabil Builders & Constructions Private Limited	0.00%	9.72	0.00%	1.11	0.00%	-	0.00%	1.11
Rachelle Builders & Constructions Private Limited	0.00%	7.09	0.00%	(2.99)	0.00%	-	0.00%	(2.99)
Rational Builders & Developers	-0.10%	(3,395.31)	0.00%	(0.00)	0.00%	-	0.00%	(0.00)
Richmond Park Property Management Services Limited	-0.18%	(6,471.74)	-0.92%	(4,123.45)	0.00%	-	-0.92%	(4,123.45)
Riveria Commercial Developers Limited	0.07%	2,606.46	-0.67%	(2,968.53)	0.00%	-	-0.66%	(2,968.53)
Rochelle Builders & Constructions Private Limited	0.00%	(18.90)	0.00%	(1.27)	0.00%	-	0.00%	(1.27)
Royalton Builders & Developers Private Limited	0.00%	(26.25)	0.00%	(1.02)	0.00%	-	0.00%	(1.02)
Saket Holidays Resorts Private Limited	-0.01%	(361.73)	-0.01%	(51.41)	0.00%	-	-0.01%	(51.41)
DLF Builders and Developers Private Limited [formerly SC Hospitality Private Limited]	-0.31%	(11,096.24)	-1.13%	(5,036.49)	0.00%	-	-1.13%	(5,036.49)
Shivaji Marg Maintenance Services Limited (Formerly NewGen MedWorld Hospitals Limited)	0.00%	(121.29)	0.00%	(3.72)	0.00%	-	0.00%	(3.72)
Urvasi Infratech Private Limited	-0.01%	(192.66)	0.00%	(8.23)	0.00%	-	0.00%	(8.23)
Vibodh Developers Private Limited	0.00%	48.63	0.00%	(0.51)	0.00%	-	0.00%	(0.51)
Vkarma Capital Investment Management Company Private Limited	-0.09%	(3,109.70)	-0.10%	(445.66)	0.00%	-	-0.10%	(445.66)

Name of Entity	Net assets i.e. total assets minus total liabilities		Share in profit or loss		Other comprehensive income		Total comprehensive income	
	As % of consolidated net assets	in lakhs	As % of consolidated net assets	in lakhs	As % of consolidated net assets	in lakhs	As % of consolidated net assets	in lakhs
Vkarma Capital Trustee Company Private Limited	0.00%	(5.40)	0.00%	(1.72)	0.00%	-	0.00%	(1.72)
Webcity Builders & Developers Private Limited	0.01%	462.97	0.12%	528.87	0.00%	-	0.12%	528.87
Elimination Entries	-46.62%	(1,648,427.55)	127.99%	571,318.12	-23.63%	(285.31)	127.58%	571,032.81
Minority interest in all subsidiaries	0.14%	4,879.89	-0.29%	(1,292.81)	0.00%	-	-0.29%	(1,292.81)
Joint ventures/ Associates investment as per equity method								
Designplus Associates Services Private Limited	0.00%	(139.43)	0.00%	18.12	0.00%	-	0.00%	18.12
Joyous Housing Limited	-0.02%	(650.57)	-0.03%	(134.46)	0.00%	-	-0.03%	(134.46)
DLF Homes Panchkula Private Limited	-0.37%	(12,945.19)	-0.97%	(4,313.35)	0.00%	-	-0.96%	(4,313.35)
DLF Midtown Private Limited	-0.01%	(352.72)	-0.03%	(143.40)	0.00%	-	-0.03%	(143.40)
DLF Urban Private Limited	0.00%	(117.44)	-0.01%	(23.88)	0.00%	-	-0.01%	(23.88)
Fairleaf Real Estate Private Limited (formerly YG Realty Private Limited)	-0.21%	(7,462.86)	-0.08%	(336.36)	0.00%	-	-0.08%	(336.36)
DLF SBPL Developers Private Limited	0.00%	(99.70)	0.00%	(18.44)	0.00%	-	0.00%	(18.44)
DLF Gayatri Home Developers Limited	0.00%	(84.96)	-0.01%	(45.88)	0.00%	-	-0.01%	(45.88)
DCCDL Group [refer note 44 a (i)]	0.66%	23,190.15	5.20%	23,190.15	0.00%	-	5.18%	23,190.15
Arizona Globalservices Private Limited	0.01%	363.89	0.05%	245.21	0.00%	-	0.05%	245.21

64. COMPARATIVE:

- (i) The numbers for corresponding previous year are not strictly comparable with current year due to dilution of stake in DCCDL Group, which became joint venture w.e.f. 26 December 2017 and accounted for on "Equity Method" since then, as explained in note 43 (e)(i) of these consolidated financial statements.
- (ii) The figures for the corresponding previous year have been regrouped/ reclassified, wherever considered necessary, to make them comparable with current years classification.

For and on behalf of the Board of Directors of DLF Limited

Ashok Kumar Tyagi
Whole-time Director &
Group Chief Financial Officer
DIN: 00254161

Subhash Setia
Company Secretary

Mohit Gujral
CEO & Whole-time Director
DIN: 00051538

Rajeev Talwar
CEO & Whole-time Director
DIN: 01440785

Rajiv Singh
Vice Chairman
DIN: 00003214

for **S.R. BATLIBOI & CO. LLP**
ICAI Firm Registration Number: 301003E/ E300005
Chartered Accountants

New Delhi
21 May 2019

per **Manoj Kumar Gupta**
Partner
Membership Number: 083906

Details of Subsidiary Companies

Statement containing salient features of the financial statements of subsidiaries, associate companies and joint ventures of DLF Limited as at 31 March 2019
 [Pursuant to first proviso to sub-section (3) of Section 129 of Companies Act, 2013 read with Rule 5 of Companies (Accounts) Rules, 2014]

Part "A": Subsidiaries

(in lakhs)

S. No.	Name of the subsidiary	Date of becoming subsidiary	Financial year ended on	Equity Share capital	Other Equity	Total assets	Total liabilities	Investments	Turnover (including other income)	Profit/ (loss) before taxation	Tax expense (including deferred tax expense/ credit)	Profit/ (loss) after tax expense	Other Comprehensive Income	Total Comprehensive Income	Proposed dividend	% of equity shareholding*
1	Abhigyan Builders & Developers Private Limited	10 November 2010	31 March 2019	21.00	489.62	1,463.97	953.35	-	- 1,159.87	10.57	-38.67	49.24	-	49.24	-	100.00
2	Abhiraj Real Estate Private Limited	12 February 2008	31 March 2019	5.00	-1,479.79	694.11	2,168.90	-	0.02	-214.61	-	-214.61	-	-214.61	-	100.00
3	Adeline Builders & Developers Private Limited	7 December 2010	31 March 2019	1.00	-14.10	2,508.33	2,521.43	-	15.00	-2.14	-	-2.14	-	-2.14	-	100.00
4	Americus Real Estate Private Limited	3 December 2008	31 March 2019	1.00	-11,560.27	92.87	11,652.14	-	176.33	-1,006.85	-	-1,006.85	-	-1,006.85	-	100.00
5	Amishi Builders & Developers Private Limited	3 February 2006	31 March 2019	5.00	-1,052.46	2.95	1,050.41	-	0.06	-105.23	-	-105.23	-	-105.23	-	100.00
6	Angelina Real Estates Private Limited	5 September 2013	31 March 2019	1.00	949.28	2,749.88	1,799.60	-	588.67	580.54	120.34	460.20	-	460.20	-	100.00
7	Ariadne Builders & Developers Private Limited	9 September 2010	31 March 2019	1.00	9.73	4,387.28	4,376.55	-	-	-1.49	-	-1.49	-	-1.49	-	100.00
8	Armand Builders & Constructors Private Limited	7 December 2010	31 March 2019	1.00	-9.80	2,821.87	2,830.67	-	-	-2.96	-	-2.96	-	-2.96	-	100.00
9	Benedict Estates Developers Private Limited	10 November 2010	31 March 2019	1.00	219.91	2,272.67	2,051.76	-	-	-1.37	-5.40	4.03	-	4.03	-	100.00
10	Beyla Builders & Developers Private Limited	5 September 2013	31 March 2019	1.00	393.67	1,723.35	1,328.68	-	664.66	66.69	14.77	51.92	-	51.92	-	100.00
11	Bhamini Real Estate Developers Private Limited	24 August 2006	31 March 2019	1.00	-5,690.34	1,904.05	7,593.39	-	0.11	-731.75	-	-731.75	-	-731.75	-	100.00
12	Breeze Constructions Private Limited	27 April 2005	31 March 2019	5,000.00	-19,323.93	15,389.97	29,713.90	-	0.04	-3,285.85	-	-3,285.85	-	-3,285.85	-	100.00
13	Chakradharae Estates Developers Private Limited	10 November 2010	31 March 2019	1.00	518.78	1,936.04	1,416.26	-	3.68	-1.90	-15.63	13.73	-	13.73	-	100.00
14	Chandrayoti Estate Developers Private Limited	11 August 2006	31 March 2019	5.00	-3,530.11	1,730.36	5,255.47	-	156.50	-372.99	-	-372.99	-	-372.99	-	100.00
15	Dae Real Estates Private Limited	10 November 2010	31 March 2019	1.00	244.67	1,352.45	1,106.78	-	1,064.41	8.04	2.09	5.95	-	5.95	-	100.00

(in lakhs)

S. No.	Name of the subsidiary	Date of becoming subsidiary	Financial year ended on	Equity Share capital	Other Equity	Total assets	Total liabilities	Investments	Turnover (including other income)	Profit/(loss) before taxation	Tax expense (including deferred tax expense/credit)	Profit/(loss) after tax expense	Other Comprehensive Income	Total Comprehensive Income	Proposed dividend	% of equity shareholding*
16	Daffodil Hotels Private Limited	8 April 2015	31 March 2019	3,000.00	15,647.72	29,070.05	10,422.33	-	1,159.83	-304.14	297.23	-601.37	-	-601.37	-	74.00
17	Daimia Promoters and Developers Private Limited	30 May 2005	31 March 2019	10.00	-1,682.80	848.85	2,521.65	0.02	16.15	-240.40	-	-240.40	-0.04	-240.44	-	100.00
18	Delanco Home & Resorts Private Limited	15 June 2006	31 March 2019	1.60	22,466.15	24,724.38	2,256.63	-	2.26	-3,005.37	-	-3,005.37	-	-3,005.37	-	100.00
19	Delanco Realtors Private Limited	24 September 2007	31 March 2019	1.00	-3,448.08	8,996.49	12,443.57	-	78.89	-865.44	-	-865.44	-	-865.44	-	100.00
20	Deitailand Buildcon Private Limited	24 September 2007	31 March 2019	1.00	-1,669.06	450.42	2,118.48	-	0.03	-210.10	-	-210.10	-	-210.10	-	100.00
21	DLF Aspinwal Hotels Private Limited	16 August 2007	31 March 2019	1.00	-8,282.10	3,563.86	11,844.96	-	5.55	-1,198.06	-	-1,198.06	-	-1,198.06	-	100.00
22	DLF Builders & Developers Private Limited (formerly SC Hospitality Private Limited)	2 June 2015	31 March 2019	7,000.00	-27,475.56	39,989.23	60,462.79	-	17,782.28	-2,833.39	-87.22	-2,746.17	-	-2,746.17	-	100.00
23	DLF Cochin Hotels Private Limited	22 August 2007	31 March 2019	1.00	-3,505.62	2,035.91	5,540.53	-	-	-553.85	-	-553.85	-	-553.85	-	100.00
24	DLF Commercial Developers Limited	1 January 2002	31 March 2019	2,045.08	210,782.19	213,468.48	641.21	126,441.70	19,014.35	18,106.48	5,330.39	12,776.09	-	12,776.09	-	100.00
25	DLF Emporio Restaurants Limited	2 April 2007	31 March 2019	5.00	-21,827.10	786.18	22,608.28	-	2,939.92	-2,406.13	-	-2,406.13	18.65	-2,387.48	-	100.00
26	DLF Energy Private Limited	4 October 2011	31 March 2019	45,700.00	-344.59	68,893.12	23,537.71	-	73.63	-271.18	15.80	-286.98	-	-286.98	-	100.00
27	DLF Estate Developers Limited	31 October 1998	31 March 2019	0.51	1,671.62	8,257.47	6,585.34	-	5,885.37	225.66	96.85	128.81	-	128.81	-	100.00
28	DLF Garden City Indore Private Limited	21 March 2017	31 March 2019	4.79	10,829.43	22,716.94	11,882.72	-	996.73	-131.84	330.12	-461.96	0.04	-461.92	-	100.00
29	DLF Golf Resorts Limited	1 February 1999	31 March 2019	40.00	832.27	12,506.26	11,633.99	-	517.12	224.26	81.97	142.29	0.24	142.53	-	100.00
30	DLF Home Developers Limited	7 November 2001	31 March 2019	9,407.68	297,044.39	2,027,365.94	1,720,913.87	309,013.53	457,596.49	-20,327.49	-2,187.32	-18,140.17	-144.08	-18,284.25	-	100.00
31	DLF Homes Goa Private Limited	2 November 2007	31 March 2019	1.00	-12,977.81	3,136.36	16,113.17	-	0.13	-1,699.69	-	-1,699.69	-	-1,699.69	-	100.00
32	Hyma Developers Private Limited (formerly DLF Homes Kokkapet Private Limited) (refer Note-4)	16 March 2006	31 March 2019	-	-	-	-	-	229.58	-2,217.28	-	-2,217.28	-	-2,217.28	-	25.00
33	DLF Homes Services Private Limited	19 February 2008	31 March 2019	1.00	-1,068.34	11,229.44	12,296.78	-	9,083.85	47.87	166.18	-118.31	14.05	-104.26	-	100.00

Details of Subsidiary Companies (Contd.)

S. No.	Name of the subsidiary	Date of becoming subsidiary	Financial year ended on	Equity Share capital	Other Equity	Total assets	Total liabilities	Investments	Turnover (including other income)	Profit/(loss) before taxation	Tax expense (including deferred tax expense/credit)	Profit/(loss) after tax expense	Other Comprehensive Income	Total Comprehensive Income	Proposed dividend	% of equity shareholding
34	DLF Info Park (Pune) Limited	1 July 2011	31 March 2019	5.00	-10,026.22	31,086.88	41,108.10	-	7.60	-1.33	-	-1.33	-	-1.33	-	100.00
35	DLF Info Park Developers (Chennai) Limited	2 April 2008	31 March 2019	72,805.00	-836.95	75,295.83	3,327.78	-	-	-11.94	-	-11.94	-	-11.94	-	100.00
36	DLF Info City Chennai Limited	5 October 2017	31 March 2019	818.47	40,905.22	64,590.73	22,867.04	170.35	17,910.49	13,432.90	4,084.19	9,348.71	-	9,348.71	-	100.00
37	DLF Info City Hyderabad Limited	10 October 2017	31 March 2019	169.85	10,245.04	13,644.68	3,229.79	-	396.04	-2,245.16	-653.79	-1,591.37	-	-1,591.37	-	100.00
38	DLF Lands India Private Limited (formerly Berenice Real Estate Private Limited)	3 December 2008	31 March 2019	1.00	-315.15	6,589.21	6,903.36	-	-	-236.61	-	-236.61	-	-236.61	-	100.00
39	DLF Luxury Homes Limited (formerly DLF GK Residency Limited)	8 October 2013	31 March 2019	60,000.00	-11,494.94	137,497.02	88,991.96	26,181.47	36,827.36	-729.13	-	-729.13	-0.15	-729.28	-	100.00
40	DLF Phase-IV Commercial Developers Limited	10 February 2005	31 March 2019	40.00	-2,003.89	5,618.88	7,582.77	5,613.26	-	-731.85	-	-731.85	-	-731.85	-	100.00
41	DLF Projects Limited	11 November 2009	31 March 2019	4,440.25	-1,202.50	7,536.59	4,298.84	-	1,207.30	69.95	-73.48	143.43	-	143.43	-	100.00
42	DLF Property Developers Limited	31 July 2008	31 March 2019	50.00	440.56	2,211.75	1,721.19	1.70	1,379.49	972.38	505.73	466.65	-	466.65	-	100.00
43	DLF Real Estate Builders Limited	4 September 2008	31 March 2019	70.44	-30,605.38	7,302.27	37,837.21	-	801.95	-2,845.02	181.70	-3,026.72	-148.59	-3,175.31	-	100.00
44	DLF Recreational Foundation Limited	29 July 2008	31 March 2019	50.00	-1,860.30	8,068.18	9,878.48	-	4,893.64	-1,081.83	-126.60	-955.23	-1.02	-956.25	-	85.00
45	DLF Residential Builders Limited	31 July 2008	31 March 2019	50.00	-2,269.82	1,550.55	3,770.37	1.70	-	-378.92	-	-378.92	-	-378.92	-	100.00
46	DLF Residential Developers Limited	31 July 2008	31 March 2019	50.00	-2,528.99	2,542.84	5,021.83	-	14.90	-517.55	-99.69	-417.86	-	-417.86	-	100.00
47	DLF Residential Partners Limited	31 July 2008	31 March 2019	50.00	-13,683.02	6,724.31	20,357.33	-	20.99	-2,093.32	499.54	-2,592.86	-	-2,592.86	-	100.00
48	DLF Southern Towns Private Limited	21 March 2017	31 March 2019	53.80	64,808.97	77,573.81	12,711.04	-	2,498.80	-3,615.78	1.27	-3,617.05	-2.34	-3,619.39	-	100.00
49	DLF Universal Limited	30 March 2001	31 March 2019	5.00	-7,748.79	11,129.25	18,873.04	-	1,463.80	-931.31	9.62	-940.93	-	-940.93	-	100.00
50	DLF Utilities Limited	26 February 1990	31 March 2019	10,707.46	-51,827.05	298,033.66	339,153.25	93.26	21,471.91	-14,377.12	-	-14,377.12	-	-14,377.12	-	100.00
51	Domus Real Estate Private Limited	7 December 2010	31 March 2019	1.00	-1,449.60	2,644.27	4,092.87	-	65.94	-371.23	-51.91	-319.32	-	-319.32	-	100.00
52	Eastern India Powertech Limited	25 August 1988	31 March 2019	6,932.00	-61,348.60	46,054.12	100,470.72	-	7,813.04	-10,586.83	-	-10,586.83	8.66	-10,578.17	-	100.00

(in lakhs)

S. No.	Name of the subsidiary	Date of becoming subsidiary	Financial year ended on	Equity Share capital	Other Equity	Total assets	Total liabilities	Investments	Turnover (including other income)	Profit/(loss) before taxation	Tax expense (including deferred tax expense/credit)	Profit/(loss) after tax expense	Other Comprehensive Income	Total Comprehensive Income	Proposed dividend	% of equity shareholding*
53	Edward Keventer (Successors) Private Limited	30 May 2005	31 March 2019	42,596.15	-12,455.00	30,854.40	714.25	273.28	43.03	-121.64	-	-121.64	-5.34	-126.98	-	100.00
54	Elvira Builders & Constructions Private Limited	7 December 2010	31 March 2019	1.00	-1,579.91	3,118.87	4,697.78	-	-	-1,578.89	-0.71	-1,578.18	-	-1,578.18	-	100.00
55	Faye Builders & Constructions Private Limited	7 December 2010	31 March 2019	1.00	-6.57	2,036.47	2,042.04	-	-	-1.52	-0.36	-1.16	-	-1.16	-	100.00
56	Galleria Property Management Services Private Limited	3 November 2006	31 March 2019	0.90	-20,689.03	6,619.59	27,307.72	-	227.34	-3,007.07	-	-3,007.07	-	-3,007.07	-	72.22
57	Genisys Property Builders & Developers Private Limited	14 May 2018	31 March 2019	5.00	2,943.96	13,630.95	10,681.99	-	180.70	1.27	42.13	-40.86	-	-40.86	-	100.00
58	Ghaliva Builders & Developers Private Limited	7 May 2012	31 March 2019	1.00	-3.26	2,350.47	2,352.73	-	-	-0.47	-	-0.47	-	-0.47	-	100.00
59	Hansel Builders & Developers Private Limited	7 December 2010	31 March 2019	1.00	-9.11	2,651.36	2,659.47	-	-	-1.52	-0.35	-1.17	-	-1.17	-	100.00
60	Isabel Builders & Developers Private Limited	13 March 2006	31 March 2019	1.00	-3,148.49	7,846.25	10,993.74	-	0.01	-1,270.28	0.35	-1,270.63	-	-1,270.63	-	100.00
61	Kolkata International Convention Centre Limited	12 January 2018	31 March 2019	5.01	2,802.34	14,220.93	11,413.58	-	636.63	420.39	-900.79	1,321.18	-	1,321.18	-	99.99
62	Lada Estates Private Limited	7 December 2010	31 March 2019	1.00	-0.61	2,188.54	2,188.15	-	-	-2.55	-0.69	-1.86	-	-1.86	-	100.00
63	Latona Builders & Constructions Private Limited	9 December 2011	31 March 2019	1.00	-223.40	1,156.29	1,378.69	1,152.60	-	-1.54	-	-1.54	-	-1.54	-	100.00
64	Lear Builders & Developers Private Limited	7 December 2010	31 March 2019	1.00	-5.75	2,042.00	2,046.75	-	-	-2.52	-0.61	-1.91	-	-1.91	-	100.00
65	Lempo Buildwell Private Limited	7 December 2010	31 March 2019	1.00	-6.07	2,373.12	2,378.19	-	-	-1.52	-0.36	-1.16	-	-1.16	-	100.00
66	Liber Buildwell Private Limited	7 December 2010	31 March 2019	1.00	-1,006.36	2,248.74	3,254.10	-	-	-1,001.52	-0.41	-1,001.11	-	-1,001.11	-	100.00
67	Livana Builders & Developers Private Limited	9 December 2011	31 March 2019	1.00	-222.90	2,241.59	2,463.49	2,205.11	0.70	-0.83	-	-0.83	-	-0.83	-	100.00
68	Lizabeth Builders & Developers Private Limited	10 November 2010	31 March 2019	1.00	586.93	2,558.04	1,970.11	-	30.64	20.72	-33.20	53.92	-	53.92	-	100.00

Details of Subsidiary Companies (Contd.)

S. No.	Name of the subsidiary	Date of becoming subsidiary	Financial year ended on	Equity Share capital	Other Equity	Total assets	Total liabilities	Investments	Turnover (including other income)	Profit/(loss) before taxation	Tax expense (including deferred tax expense/credit)	Profit/(loss) after tax expense	Other Comprehensive Income	Total Comprehensive Income	Proposed dividend	% of equity shareholding
69	Lodhi Property Company Limited	21 January 2008	31 March 2019	1,615.43	46,899.52	55,598.33	7,083.38	49.88	12,687.60	-9,533.78	-	-9,533.78	-5.61	-9,539.39	-	100.00
70	Mariabella Builders & Developers Private Limited	5 September 2013	31 March 2019	1.00	279.30	1,068.86	788.56	-	431.86	429.92	88.72	341.20	-	341.20	-	100.00
71	Melosa Builders & Developers Private Limited	7 December 2010	31 March 2019	1.00	25.67	2,139.24	2,112.57	-	-	-2.88	-0.70	-2.18	-	-2.18	-	100.00
72	Mens Buildcon Private Limited	21 January 2008	31 March 2019	1.00	-103.91	3.00	105.91	1.00	-	-11.26	-	-11.26	-	-11.26	-	100.00
73	Nambi Buildwell Private Limited	21 January 2008	31 March 2019	1.00	-12,178.03	98,375.96	110,552.99	-	10,743.12	-5,953.85	-1,120.36	-4,833.49	-	-4,833.49	-	100.00
74	Narooma Builders & Developers Private Limited	27 March 2015	31 March 2019	1.00	-9.33	4,291.86	4,300.19	-	-	-2.97	-0.78	-2.19	-	-2.19	-	100.00
75	Neelis Builders & Developers Private Limited	14 September 2007	31 March 2019	1.00	-190.64	592.42	782.06	1.00	56.97	-43.81	-	-43.81	-	-43.81	-	100.00
76	Nicobe Builders & Developers Private Limited	5 September 2013	31 March 2019	1.00	286.15	2,243.13	1,955.98	-	228.98	228.26	46.86	181.40	-	181.40	-	100.00
77	Nudhar Builders & Developers Private Limited	27 March 2015	31 March 2019	1.00	-5.90	2,931.42	2,936.32	-	-	-3.04	-0.80	-2.24	-	-2.24	-	100.00
78	Pallival Developers Limited	18 December 2003	31 March 2019	1.00	2,000.09	3,120.51	1,119.42	-	319.42	-342.60	-	-342.60	-	-342.60	-	100.00
79	Pallival Real Estate Limited	28 April 2006	31 March 2019	101.00	-1,024.26	36.54	959.80	-	-	-342.10	-	-342.10	-	-342.10	-	100.00
80	Phoema Builders & Developers Private Limited	10 November 2010	31 March 2019	1.00	230.42	466.48	235.06	-	1,647.74	197.27	39.17	158.10	-	158.10	-	100.00
81	Pyrite Builders & Constructors Private Limited	7 December 2010	31 March 2019	1.00	-4.79	2,536.06	2,539.85	-	-	-1.52	-0.35	-1.17	-	-1.17	-	100.00
82	Qabil Builders & Constructors Private Limited	7 December 2010	31 March 2019	1.20	6.16	1,963.99	1,956.63	-	15.00	-0.35	2.00	-2.35	-	-2.35	-	100.00
83	Rachelle Builders & Constructors Private Limited	7 December 2010	31 March 2019	1.00	3.38	1,404.17	1,399.79	-	0.16	-2.71	-	-2.71	-	-2.71	-	100.00
84	Riveria Commercial Developers Limited	6 February 2007	31 March 2019	5.00	-3,352.31	46,565.78	49,913.09	-	7,226.48	-5,981.67	-1,533.41	-4,448.26	-	-4,448.26	-	100.00
85	Rochelle Builders & Constructors Private Limited	7 December 2010	31 March 2019	1.00	-18.80	2,628.82	2,646.62	-	4.75	2.97	1.87	1.10	-	1.10	-	100.00

(in lakhs)

S. No.	Name of the subsidiary	Date of becoming subsidiary	Financial year ended on	Equity Share capital	Other Equity	Total assets	Total liabilities	Investments	Turnover (including other income)	Profit/(loss) before taxation	Tax expense (including deferred tax expense/credit)	Profit/(loss) after tax expense	Other Comprehensive Income	Total Comprehensive Income	Proposed dividend	% of equity shareholding
86	Royalton Builders & Developers Private Limited	7 December 2010	31 March 2019	1.00	-42.33	50.51	91.84	-	0.69	-15.08	-	-15.08	-	-15.08	-	100.00
87	Saket Holidays Resorts Private Limited	14 October 2009	31 March 2019	1.00	-657.34	8,741.44	9,397.78	140.00	102.74	-288.57	6.03	-294.60	-	-294.60	-	100.00
88	Shivaji Marg Maintenance Services Limited	4 November 2004	31 March 2019	5.00	-163.76	4,940.37	5,099.13	-	2,820.44	-37.47	-	-37.47	-	-37.47	-	100.00
89	Tiberias Developers Limited (formerly DLF Finvest Limited)	13 May 2005	31 March 2019	300.00	145.63	447.16	1.53	-	32.94	30.41	5.93	24.48	-	24.48	-	100.00
90	Urvasi Infratech Private Limited	27 September 2007	31 March 2019	1.00	-193.83	10,354.80	10,547.63	-	1.28	-0.23	-0.06	-0.17	-	-0.17	-	100.00
91	Vibodh Developers Private Limited	10 November 2010	31 March 2019	21.00	32.98	408.58	354.60	-	484.14	7.23	1.88	5.35	-	5.35	-	100.00
92	Vkarma Capital Investment Management Company Private Limited	12 March 2008	31 March 2019	5.00	-3,563.52	1,774.81	5,333.33	-	187.88	-448.79	0.04	-448.83	-	-448.83	-	100.00
93	Vkarma Capital Trustee Company Private Limited	12 March 2008	31 March 2019	5.00	-12.30	4.53	11.83	-	-	-1.90	-	-1.90	-	-1.90	-	100.00
94	Webcity Builders & Developers Private Limited	10 November 2010	31 March 2019	21.00	519.63	1,633.42	1,092.79	-	382.69	44.00	-33.66	77.66	-	77.66	-	100.00
95	DLF Commercial Projects Corporation\$	28 September 1984	31 March 2019	-	-10.23	259,464.62	259,474.85	18,579.11	9,266.47	-31.32	-	-31.32	-	-31.32	-	100.00
96	DLF Gayatri Developers\$	09 October 2011	31 March 2019	-	1,810.90	20,166.05	18,355.15	-	384.43	-212.31	211.15	-423.46	-	-423.46	-	41.92
97	DLF Green Valley\$	20 November 2010	31 March 2019	-	5,792.44	6,327.17	534.72	-	-	-534.52	-	-534.52	-	-534.52	-	50.00
98	DLF Office Developers\$	24 February 1998	31 March 2019	-	2,412.72	3,081.07	668.35	-	2,556.68	1,750.01	472.52	1,277.49	-	1,277.49	-	85.00
99	Rational Builders & Developers\$	2 December 1999	31 March 2019	-	-1,652.76	74,650.13	76,302.89	-	-	-1,416.09	-	-1,416.09	-	-1,416.09	-	95.00

* Based on effective shareholding of equity shares.

\$ These entities are partnership firms which have been accounted for as subsidiaries in the consolidated financial statements for the year ended 31 March 2019.

Details of Subsidiary Companies (Contd.)

Notes:

- Names of subsidiaries which are yet to commence operations: None
- Names of subsidiaries which have been amalgamated, liquidated or sold during the year:
Subsidiaries amalgamated:

The following companies have been merged/ demerged:

- DLF South Point Limited has been merged with DLF Commercial Developers Limited (DCDL) vide Hon'ble National Company Law Tribunal order dated 8 April 2019.
- Demerger of Hyderabad SEZ undertaking from DCDL into DLF Info City Hyderabad Limited vide Hon'ble National Company Law Tribunal order dated 8 April 2019.
- Demerger of Chennai SEZ undertaking from DLF Home Developers Limited into DLF Info City Chennai Limited vide Hon'ble National Company Law Tribunal order dated 4 January 2019.

Subsidiaries Liquidated: None

Subsidiaries Sold:

Hyma Developers Private Limited (formerly DLF Homes Kokapet Private Limited) on 24 December 2018.

Subsidiaries converted to jointly controlled entities:

Aadarshini Real Estate Developers Private Limited w.e.f. 19 March 2019.

- Names of subsidiaries acquisition or incorporated during the year:
Subsidiaries Incorporated:

Genisys Property Builders & Developers Private Limited on 14 May 2018.
During the year, Hyma Developers Private Limited (HDPL) [formerly DLF Homes Kokapet Private Limited], one of the wholly owned subsidiary of the Company has issued share capital to 'My Homes, Hyderabad' equivalent to 75% stake. By virtue of this, HDPL ceased to be subsidiary of the Company w.e.f. 24 December 2018. (also refer note 43 (a) ii of consolidated financial statements.)

- The Company holds 51% equity in Balaji Highways Holding Private Limited (Balaji), however the Company has no control over Balaji & has immaterial effect, hence has not been consolidated.

The above statement also indicates performance and financial position of each of the subsidiaries.

For and on behalf of the Board of Directors of DLF Limited

Ashok Kumar Tyagi
Whole-time Director
& Group Chief Financial Officer
DIN: 00254161

Subhash Setia
Company Secretary

Mohit Gujral
CEO & Whole-time Director
DIN: 00051538

Rajeev Talwar
CEO & Whole-time Director
DIN: 01440785

Rajiv Singh
Vice-Chairman
DIN: 00003214

New Delhi
21 May 2019

Part "B" : Associates and Joint Ventures

(` in lakhs)

S. No.	Name of Associate/ Joint Venture	Date of becoming Associate/ Joint Venture	Latest audited Balance Sheet date	Shares of Associate/ Joint venture held by the Company on the year end		Extent of holding (%)	Networth attributable to Shareholding as per latest audited Balance Sheet	Profit/(loss) for the year		Description of how there is significant influence	Reason why the Associate/ Joint Venture is not consolidated
				Number of shares	Amount of investment in Associate/ Joint Venture			Total Profit/ (loss) for the year	Considered in consolidation		
Joint Ventures:											
1	DLF Gayatri Home Developers Private Limited	6 August 2008	31 March 2019	5,000	0.50	50.00	-132.60	-96.14	-48.07	Note (a)	-
2	DLF SBPL Developers Private Limited	14 May 2007	31 March 2019	5,000	0.50	50.00	-118.62	-38.82	-19.41	Note (a)	-
3	Fairleaf Real Estate Private Limited (formerly YG Realty Private Limited)	2 July 2009	31 March 2019	750,100	75.01	50.00	6,108.98	2,049.78	1,024.89	Note (a)	-
4	DLF Urban Private Limited	21 December 2015	31 March 2019	4,640,093	2,041.06	50.00	16,485.26	-34.10	-17.05	Note (a)	-
5	DLF Midtown Private Limited	21 December 2015	31 March 2019	11,241,547	2,373.50	50.00	51,781.48	-313.03	-156.52	Note (a)	-
6	Joyous Housing Limited	7 May 2004	31 March 2019	37,500	6,109.56	37.50	1,392.37	123.29	46.23	Note (a)	-
7	Designplus Associates Services Private Limited (Designplus Group)	8 December 2010	31 March 2019	125,000	5,000.00	42.49	362.55	-219.86	-93.42	Note (g)	-
8	DLF Cyber City Developers Limited (DCCDL Group)	26 December 2017	31 March 2019	1,842,594,198	15,705.49	66.66	497,583.89	139,954.94	93,293.96	Note (f)	-
9	Adarshini Real Estate Developers Private Limited	19 March 2019	31 March 2019	50,000	20.00	67.00	51,611.15	-161.90	-108.47	Note (e)	-
Associates:											
1	DLF Homes Panchkula Private Limited	26 August 2014	31 March 2019	24,669	9,240.49	39.54	-9,240.49	-9,792.71	-	Note (a)	-
2	Arizona Globalservices Private Limited*	5 August 2013	31 March 2019	100,000,000	10,000.00	34.97	3,605.89	601.95	210.50	Note (b)	-

These amounts have been traced from unaudited financial statements.

Notes:

- There is significant influence due to percentage (%) of Share Capital held.
- DLF Home Developers Limited ('Investor'), a wholly-owned subsidiary company of DLF Limited, is holding Compulsorily Convertible Preference Shares (CCPS) in Arizona Globalservices Private Limited ('Arizona'), being potential equity shares. These CCPS are open for conversion at the option of the investor. If these CCPS are converted (also considering other terms and conditions of the arrangement) between said parties, it will ensure significant influence over Arizona. Hence, it has been classified as an associate.
- Names of associates or joint ventures which are yet to commence operations - None
- Names of associates or jointly controlled entities which have been liquidated or sold during the year - None
- Name of the subsidiary companies converted to jointly controlled entity during the year: Adarshini Real Estate Developers Private Limited (w.e.f. 19 March 2019).
- DLF Cyber City Developers Limited (DCCDL) group comprising investment in DLF Cyber City Developers Limited along with its subsidiaries, DLF Assats Private Limited, DLF City Centre Limited, DLF Emporio Limited, DLF Info City Developers (Chandigarh) Limited, DLF Info City Developers (Kolkata) Limited, DLF Power & Services Limited, DLF Promenade Limited, Richmond Park Property Management Services Limited w.e.f. 26 December 2017.
- Designplus Associates Services Private Limited, group comprising investment in Spazzio Projects and Interiors Private Limited (wholly-owned subsidiary of Designplus Associates Services Private Limited).
- GSG DRDL Consortium & Banjara Hills Hyderabad Complex are joint arrangements. However, share of assets, liabilities, income and expenses have been considered in the financials of DLF Home Developers Limited, a wholly-owned subsidiary of DLF Limited.

The above statement also indicates performance and financial position of each of the associate companies and joint ventures.

Ashok Kumar Tyagi
Whole-time Director
& Group Chief Financial Officer
DIN: 00254161

Subhash Setia
Company Secretary

Mohit Gujral
CEO & Whole-time Director
DIN: 00051538

Rajeev Talwar
CEO & Whole-time Director
DIN: 01440785

Rajiv Singh
Vice-Chairman
DIN: 00003214

For and on behalf of the Board of Directors of DLF Limited

Notice

Notice is hereby given that the 54th Annual General Meeting (AGM) of the Members of DLF Limited will be held on **Tuesday, the 30 July 2019 at 11.30 A.M. at DLF Club 5, Opposite Trinity Tower, Club Drive, DLF5, Gurugram - 122002 (Haryana)** to transact the following business:

Ordinary Business:

- (a) To receive, consider and adopt the Audited Financial Statements of the Company for the financial year ended 31 March 2019 together with the Reports of Board of Directors and Auditors thereon.
- (b) To receive, consider and adopt the Audited Consolidated Financial Statements of the Company for the financial year ended 31 March 2019 together with the Report of Auditors thereon.
- To declare dividend.
- To appoint a Director in place of Ms. Pia Singh (DIN 00067233), who retires by rotation and being eligible, offers herself for re-appointment.
- To appoint a Director in place of Mr. Gurvirendra Singh Talwar (DIN 00559460), who retires by rotation and being eligible, offers himself for re-appointment.

Special Business:

- To consider and if thought fit, to pass the following resolution as an **Ordinary Resolution**:

“RESOLVED THAT pursuant to the provisions of Section 148 and other applicable provisions, if any, of the Companies Act, 2013 read with the Companies (Audit and Auditors) Rules, 2014 and the Companies (Cost Records and Audit) Rules, 2014 (including any statutory modifications or re-enactment thereof for the time being in force), the remuneration payable to M/s R.J. Goel & Co., Cost Accountants (FRN 000026), appointed by the Board of Directors (the “Board”) to conduct the audit of the cost records pertaining to real estate development activities of the Company for the financial year ended 31 March 2019, amounting to ₹ 3.75 lakhs (Rupees three lakhs seventy five thousand only) plus applicable taxes and reimbursement of out-of-pocket expenses, if any, be and is hereby ratified and confirmed.

RESOLVED FURTHER THAT the Board be and is hereby authorised to do all acts, deeds, things and matters and give all such directions as it may in its absolute discretion deem necessary, proper or expedient to give effect to this resolution.”

- To consider and if thought fit, to pass the following resolution as a **Special Resolution**:

“RESOLVED THAT pursuant to the provisions of Section 196, 197 read with Schedule V and all other

applicable provisions, if any, of the Companies Act, 2013 (“the Act”) read with Rules made thereunder (including any statutory modifications or re-enactment thereof for the time being in force), the applicable provisions of the Securities and Exchange Board of India (Listing Obligations and Disclosure Requirements) Regulations, 2015, as amended (“SEBI Listing Regulations”) and Article 93 of the Articles of Association, consent of the members of the Company, be and is hereby accorded for the re-appointment of Dr. K.P. Singh (DIN 00003191) as a Whole-time Director designated as Chairman of the Company for a period of five (5) years with effect from 1 October 2018 on the terms and conditions as set-out in the Explanatory Statement annexed to this Notice, including the remuneration to be paid in the event of loss or inadequacy of profits in any financial year.

RESOLVED FURTHER THAT the terms and conditions of re-appointment and remuneration specified in the Explanatory Statement may be revised, enhanced, altered and varied from time to time, by the Board of Directors of the Company, including any Committee thereof (hereinafter referred to as the “Board”), as it may, in its discretion deem fit, so as not to exceed the limits specified in Section 197 read with Schedule V to the Act and SEBI Listing Regulations.

RESOLVED FURTHER THAT the Board be and is hereby authorised to do all such acts, deeds and things, as it may, in its absolute discretion, consider necessary, expedient or desirable including power to sub-delegate, in order to give effect to this resolution or as otherwise considered by the Board to be in the best interest of the Company, as it may deem fit.”

- To consider and if thought fit, to pass the following resolution as an **Ordinary Resolution**:

“RESOLVED THAT pursuant to the provisions of Section 196, 197, 203 read with Schedule V and all other applicable provisions, if any, of the Companies Act, 2013 (“the Act”) read with Rules made thereunder (including any statutory modifications or re-enactment thereof for the time being in force), the applicable provisions of the Securities and Exchange Board of India (Listing Obligations and Disclosure Requirements) Regulations, 2015, as amended and Article 93 of the Articles of Association, consent of the members of the Company, be and is hereby accorded for the re-appointment of Mr. Mohit Gujral (DIN 00051538) as a Chief Executive Officer & Whole-time Director of the Company for a period of five (5) years with effect from 14 February 2019 on the terms and conditions including remuneration as set-out in the Explanatory Statement annexed to this Notice, including the

remuneration to be paid in the event of loss or inadequacy of profits in any financial year.

RESOLVED FURTHER THAT the terms and conditions of re-appointment and remuneration specified in the Explanatory Statement may be revised, enhanced, altered and varied from time to time, by the Board of Directors of the Company, including any Committee thereof (hereinafter referred to as the “Board”), as it may, in its discretion deem fit, so as not to exceed the limits as specified in Section 197 read with Schedule V to the Act.

RESOLVED FURTHER THAT the Board be and is hereby authorised to do all such acts, deeds and things, as it may, in its absolute discretion, consider necessary, expedient or desirable including power to sub-delegate, in order to give effect to this resolution or as otherwise considered by the Board to be in the best interest of the Company, as it may deem fit.”

8. To consider and if thought fit, to pass the following resolution as an **Ordinary Resolution**:

“**RESOLVED THAT** pursuant to the provisions of Section 196, 197, 203 read with Schedule V and all other applicable provisions, if any, of the Companies Act, 2013 (“the Act”) read with Rules made thereunder (including any statutory modifications or re-enactment thereof for the time being in force), the applicable provisions of the Securities and Exchange Board of India (Listing Obligations and Disclosure Requirements) Regulations, 2015, as amended and Article 93 of the Articles of Association, consent of the members of the Company, be and is hereby accorded for the re-appointment of Mr. Rajeev Talwar (DIN 01440785) as a Chief Executive Officer & Whole-time Director of the Company for a period of five (5) years with effect from 14 February 2019 on the terms and conditions including remuneration as set-out in the Explanatory Statement annexed to this Notice, including the remuneration to be paid in the event of loss or inadequacy of profits in any financial year.

RESOLVED FURTHER THAT the terms and conditions of re-appointment and remuneration specified in the Explanatory Statement may be revised, enhanced, altered and varied from time to time, by the Board of Directors of the Company, including any Committee thereof (hereinafter referred to as the “Board”), as it may, in its discretion deem fit, so as not to exceed the limits as specified in Section 197 read with Schedule V to the Act.

RESOLVED FURTHER THAT the Board be and is hereby authorised to do all such acts, deeds and things, as it may, in its absolute discretion, consider necessary, expedient or desirable including power to

sub-delegate, in order to give effect to this resolution or as otherwise considered by the Board to be in the best interest of the Company, as it may deem fit.”

9. To consider and if thought fit, to pass the following resolution as an **Ordinary Resolution**:

“**RESOLVED THAT** pursuant to the provisions of Section 196, 197, 203 read with Schedule V and all other applicable provisions, if any, of the Companies Act, 2013 (“the Act”) read with Rules made thereunder (including any statutory modifications or re-enactment thereof for the time being in force), the applicable provisions of the Securities and Exchange Board of India (Listing Obligations and Disclosure Requirements) Regulations, 2015, as amended (“SEBI Listing Regulations”) and Article 93 of the Articles of Association, consent of the members of the Company, be and is hereby accorded for the re-appointment of Mr. Rajiv Singh (DIN 00003214) as a Whole-time Director currently designated as Vice-Chairman of the Company for a period of five (5) years with effect from 9 April 2019 on the terms and conditions as set-out in the Explanatory Statement annexed to this Notice, including the remuneration to be paid in the event of loss or inadequacy of profits in any financial year.

RESOLVED FURTHER THAT the terms and conditions of re-appointment and remuneration specified in the Explanatory Statement may be revised, enhanced, altered and varied from time to time, by the Board of Directors of the Company, including any Committee thereof (hereinafter referred to as the “Board”), as it may, in its discretion deem fit, so as not to exceed the limits specified in Section 197 read with Schedule V to the Act and SEBI Listing Regulations.

RESOLVED FURTHER THAT the Board be and is hereby authorised to do all such acts, deeds and things, as it may, in its absolute discretion, consider necessary, expedient or desirable including power to sub-delegate, in order to give effect to this resolution or as otherwise considered by the Board to be in the best interest of the Company, as it may deem fit.”

10. To consider and if thought fit, to pass the following resolution as an **Ordinary Resolution**:

“**RESOLVED THAT** pursuant to the provisions of Section 149, 152 read with Schedule IV and all other applicable provisions of the Companies Act, 2013 (“the Act”) and the Companies (Appointment and Qualification of Directors) Rules, 2014 (including any statutory modifications or re-enactment thereof for the time being in force) and the Securities and Exchange Board of India (Listing Obligations and Disclosure Requirements) Regulations, 2015, as amended, Ms. Priya Paul (DIN 00051215), who was appointed as

an Additional Director (in the capacity of an Independent Director) of the Company with effect from 1 April 2019 and who holds office up to the date of this Annual General Meeting (AGM), in terms of Section 161 of the Act read with Article 101(2) of the Articles of Association of the Company and in respect of whom the Company has received a notice in writing under Section 160 of the Act from a member proposing her candidature for the office of a Director of the Company, be and is hereby appointed as an Independent Director of the Company, not liable to retire by rotation and to hold office for five (5) consecutive years for a term up to 31 March 2024.

RESOLVED FURTHER THAT the Board of Directors be and is hereby authorised to do all such acts, deeds and things, as it may, in its absolute discretion, consider necessary, expedient or desirable including power to sub-delegate, in order to give effect to this resolution.”

11. To consider and if thought fit, to pass the following resolution as a **Special Resolution**:

“**RESOLVED THAT** pursuant to the provisions of Section 149, 152 read with Schedule IV and all other applicable provisions of the Companies Act, 2013 and the Companies (Appointment and Qualification of Directors) Rules, 2014 (including any statutory modifications or re-enactment thereof for the time being in force) and the applicable provisions of the Securities and Exchange Board of India (Listing Obligations and Disclosure Requirements) Regulations, 2015, as amended, Lt. Gen. Aditya Singh (Retd.) (DIN 06949999), who was appointed as an Independent Director and who holds office as an Independent Director up to 28 August 2019, being eligible, be and is hereby re-appointed as an Independent Director of the Company, not liable to retire by rotation and to hold office for a second term of five (5) consecutive years with effect from 29 August 2019.

RESOLVED FURTHER THAT the Board of Directors be and is hereby authorised to do all such acts, deeds and things, as it may, in its absolute discretion, consider necessary, expedient or desirable including power to sub-delegate, in order to give effect to this resolution.”

12. To consider and if thought fit, to pass the following resolution as a **Special Resolution**:

“**RESOLVED THAT** pursuant to the provisions of Section 197, 198 and all other applicable provisions, if any, of the Companies Act, 2013, read with rules made thereunder (including any statutory modifications or re-enactment thereof for the time being in force) and provisions of the Articles of Association of the Company, a sum not exceeding 1% per annum of the net profits

of the Company, be paid and distributed among the Directors of the Company or some or any of them [i.e. Directors other than Managing and Whole-time Director(s)] of such amounts or proportion and in such manner and in such respects as may be decided by the Board of Directors (the “Board”) and such payments shall be made out of the profits of the Company for each year commencing from 1 April 2020.

RESOLVED FURTHER THAT the Board be and is hereby authorised to do all such acts, deeds and things, as it may, in its absolute discretion, consider necessary, expedient or desirable including power to sub-delegate, in order to give effect to this resolution.”

By Order of the Board
for **DLF LIMITED**

Gurugram
10 June 2019
Regd. Office: Shopping Mall
3rd Floor, Arjun Marg
Phase-I, DLF City
Gurugram - 122002, Haryana
CIN: L70101HR1963PLC002484
Telephone no.: +91-124-4334200
Website: www.dlf.in
e-mail: investor-relations@dlf.in

Subhash Setia
Company Secretary

Notes:

1. **A Member entitled to attend and vote at the meeting is entitled to appoint a proxy to attend and vote on a poll instead of himself and the proxy need not be a member of the Company. The instrument of proxy in order to be effective should be deposited at the Registered Office of the Company not later than 48 hours before the meeting. Blank Proxy Form is annexed.**

A person can act as a proxy on behalf of members not exceeding 50 (fifty) and holding in the aggregate not more than 10% of the total share capital of the Company carrying voting rights. A member holding more than 10% of the total share capital of the Company may appoint a single person as proxy and such person shall not act as a proxy for any other person or shareholder.

2. An Explanatory Statement pursuant to Section 102(1) of the Companies Act, 2013 (“the Act”) in respect of special business being item nos. 5 to 12 set-out above to be transacted at the meeting is annexed hereto and forms part of this Notice.

3. The requirement to place the matter relating to ratification of appointment of Statutory Auditors by members at every AGM has been done away with vide amendment in Section 139 of the Act, which was notified by the Ministry of Corporate Affairs on 7 May 2018. Accordingly, no resolution is proposed for ratification of appointment of Auditors, who were appointed in the 52nd AGM held on 29 September 2017.
4. The details of Directors seeking appointment/ re-appointment, in terms of Regulation 36(3) of SEBI (Listing Obligations and Disclosure Requirements) Regulations, 2015, as amended (“SEBI Listing Regulations”) and the Act (including Secretarial Standard-2), are given in the Corporate Governance Report and also annexed hereto and form part of this Notice.
5. Attendance slip and the Route map of the venue of the Meeting (including prominent land mark) is annexed to the Notice.
6. Karvy Fintech Private Limited (formerly Karvy Computershare Private Limited) [“Karvy” or “RTA”], having its office at Karvy Selenium Tower B, Plot No. 31–32, Gachibowli, Financial District, Nanakramguda, Hyderabad - 500032, is the Registrar & Share Transfer Agent of the Company. The contact details of Karvy is as follows: PhoneNo:040-67161514; FaxNo:040-23420814; e-mail: einward.ris@karvy.com; Website: www.karvy.com; Contact Person: Ms. Varalakshmi, Assistant General Manager (RIS). Karvy is also the depository interface of the Company with both National Securities Depository Limited (NSDL) and Central Depository Services (India) Limited (CDSL). However, keeping in view the convenience of the members, documents relating to shares will also be accepted by Karvy at (i) 305, New Delhi House, 27, Barakhamba Road, New Delhi - 110001, Ph.: 011-43681700; (ii) Registered Office of the Company; and also (iii) Corporate Office: DLF Gateway Tower, R Block, DLF City, Phase - III, Gurugram-122002.
7. Corporate members intending to send their authorised representative(s) to attend the meeting are requested to send a certified copy of Board Resolution authorising their representative(s) to attend and vote on their behalf at the meeting.
8. The Company has fixed **Tuesday, 23 July 2019** as the ‘Record Date’ for determining eligibility for payment of dividend, if declared at the meeting.
9. The dividend, if declared at the meeting will be paid on or before **Thursday, 29 August 2019** to those members or their mandates: (a) whose names appear as beneficial owners at the end of the business hours on **Tuesday, 23 July 2019** in the list of beneficial owners to be furnished by the depositories (i.e. NSDL and CDSL) in respect of the shares held in electronic form; and (b) whose names appear as members in the Company’s Register of Members on **Tuesday, 23 July 2019** after giving effect to valid transmission or transposition requests in physical form lodged with the Company or its RTA on or before **Tuesday, 23 July 2019**.
10. Relevant documents referred to in the Notice and statutory registers are available for inspection at the Registered Office and/ or Corporate Office of the Company at DLF Gateway Tower, R Block, DLF City, Phase - III, Gurugram - 122002 on all working days, between 14:00 - 16:00 hrs. up to the date of the AGM and shall also be available for inspection at the venue of the AGM.
11. The Auditors’ Certificate under Regulation 13 of the Securities and Exchange Board of India (Share Based Employee Benefits) Regulations, 2014 shall be available for inspection at the AGM.
12. The SEBI Listing Regulations has mandated that for making dividend payments, companies shall use electronic clearing services (local, regional or national), direct credit, Real Time Gross Settlement (RTGS), National Electronic Funds Transfer (NEFT) etc. The Company and the RTA are required to seek relevant bank details of the shareholders from depositories/ investors for making payment of dividend in electronic mode. It is also mandatory to print the bank details on the physical instrument if the payment is made in physical mode. Accordingly, shareholders are requested to provide or update (as the case may be) their bank details with the respective Depository Participants for the shares held in dematerialised form and with the RTA in respect of shares held in physical form.
13. Members holding shares in dematerialised form are requested to intimate all changes pertaining to their bank mandates, nominations, power of attorney, change in address and e-mail ids etc., to their respective Depository Participants. Changes intimated to the Depository Participants will be automatically reflected in the Company’s record which will help the Company and RTA to provide efficient and better services. Members holding shares in physical form are also requested to intimate such changes to the RTA under the signatures of first/ joint holder(s).

As mandated by SEBI, members holding shares in physical mode are also requested to submit Permanent Account Number (PAN) and bank account details to the Company/ Karvy, if not already submitted.
14. Members desirous of obtaining any information/ clarification(s), intending to raise any query concerning the financial statements and operations of the Company, are requested to forward the same at least 7 days prior

to the date of the meeting to the Company Secretary at the Registered Office/ Corporate Office of the Company, so that the same may be attended to appropriately.

15. (a) The Company has transferred the unpaid/ unclaimed dividends declared up to the financial year 2010-11, from time to time, to the Investor Education and Protection Fund (IEPF) Authority established by the Central Government. The Company has uploaded the details of unpaid/ unclaimed dividends lying with the Company as on 24 September 2018 (date of previous AGM) on the website of the Company and the same can be accessed through the link: "<https://kosmic.karvy.com/IEPF/IEPFUnpaidQry.aspx?q=3Eo135ACGFU%3d>". The said details have also been uploaded on the website of the IEPF Authority and the same can be accessed through the link: www.iepf.gov.in.
- (b) Adhering to the various requirements set-out in the Investor Education and Protection Fund Authority (Accounting, Audit, Transfer and Refund) Rules, 2016, as amended, the Company has, during the financial year 2018-19, transferred to the IEPF Authority, all shares in respect of which dividend had remained unpaid/ unclaimed for seven consecutive years or more as on the due date of transfer i.e. 4 September 2018. Details of shares transferred to IEPF Authority are available on the website of the Company and the same can be accessed through the link: "<https://kosmic.karvy.com/IEPF/IEPFUnpaidQry.aspx?q=3Eo135ACGFU%3d>". The said details have also been uploaded on the website of the IEPF Authority and the same can be accessed through the link: www.iepf.gov.in.
- (c) Members may note that shares as well as unclaimed dividends transferred to IEPF Authority can be claimed back. Concerned members/ investors are advised to visit the weblink: <http://www.iepf.gov.in/IEPF/refund.html> or contact Karvy for lodging claim for refund of shares and/or dividends from the IEPF Authority.

16. Further, all shareholders, whose dividend is unclaimed pertaining to financial year 2011-12 are requested to lodge their claim with RTA/ Company by submitting an application supported by an indemnity on or before 13 October 2019. Reminder letters for claiming unpaid dividend are sent from time to time to the shareholders who have not claimed their dividend.

Members who have not encashed their dividend warrants within their validity period may write to the Company at its Registered Office/ Corporate Office or Karvy for obtaining duplicate warrants/ or payments

in lieu of such warrants in the form of the demand draft.

Public notices were published and individual reminder letters were sent to those shareholders whose dividend is not claimed/ unpaid for seven consecutive years or more.

17. SEBI vide its notification dated 8 June 2018, amended the SEBI Listing Regulations and mandated that the transfer of securities would be carried out in dematerialised form only effective 1 April 2019. Accordingly, requests for effecting transfer of physical securities would not be processed unless the securities are held in the dematerialised form with any depository participant with effect from 1 April 2019. Therefore, the Registrar and Share Transfer Agent and the Company will not accept any request for the transfer of shares in physical form from 1 April 2019. This restriction shall not be applicable to the request received for transmission or transposition of physical shares. Shareholders are accordingly requested to get in touch with any Depository Participant having registration with SEBI to open a demat account or alternatively, contact the office of the RTA to guide shareholders in the demat procedure.
18. In terms of the provisions of the Act, notice of the AGM may be served on the members through electronic means. Members who have registered their e-mail IDs with depositories or with the Company are being sent this Notice along with attendance slip and proxy form by e-mail and the members who have not registered their e-mail IDs will receive the Notice through post/ courier.

In order to receive faster communications and to enable the Company to serve the members better and to promote green initiatives, the members are requested to provide/ update their e-mail IDs with their respective Depository Participants (DPs) or e-mail at dlf.cs@karvy.com to get the Annual Report and other documents/ communication on such e-mail address.

Members holding shares in physical form are also requested to intimate their e-mail addresses to the RTA/ Company either by e-mail at dlf.cs@karvy.com or investor-relations@dlf.in by sending a communication at the address mentioned at Note 6 above or at the Registered Office/ Corporate Office of the Company.

19. Pursuant to Regulation 44(6) of the SEBI Listing Regulations, the Company shall provide one-way live webcast of proceedings of AGM from **11.30 A.M.** onwards on **Tuesday, 30 July 2019**. Members can view the proceedings of AGM by logging on to the e-voting website of Karvy at <https://evoting.karvy.com> using

their remote e-voting credentials, where the E-voting Event Number (“EVEN”) of Company will be displayed.

20. Members may also note that the Notice along with attendance slip and proxy form will also be available on the Company’s website www.dlf.in and also on the Karvy’s website <https://evoting.karvy.com>.

21. Voting through electronic means

- I. In compliance with the provisions of Section 108 of the Act read with Rule 20 of the Companies (Management and Administration) Rules, 2014, as amended and Regulation 44 of the SEBI Listing Regulations, the Company is pleased to provide members the facility to exercise their right to vote at the 54th AGM by electronic means. The members may cast their votes using an electronic system from a place other than the venue of the Meeting (‘remote e-voting’).
- II. The Company has engaged the services of Karvy as the agency to provide remote e-voting facility.
- III. The facility for voting either through electronic voting system or polling paper shall also be made available at the AGM and the members attending the AGM who have not already cast their vote by remote e-voting shall be able to exercise their rights at the AGM.
- IV. The members who have cast their vote by remote e-voting may also attend the AGM but shall not be entitled to cast their vote again and if any member casts a vote at the AGM, then such vote will be considered invalid.
- V. The Company has appointed Mr. Ashok Tyagi (FCS:2968), Company Secretary in whole-time practice as Scrutinizer and Mr. Vineet K. Chaudhary (FCS:5327), Company Secretary in whole-time practice as alternate Scrutinizer to scrutinize the e-voting process in a fair and transparent manner. They have given their consents for such appointment.
- VI. **The voting rights of the shareholders shall be in proportion to their shares of the paid-up equity share capital of the Company as on the cut-off date i.e. Tuesday, 23 July 2019. A person who is not a member as on the cut-off date should treat this Notice for information only.**
- VII. **A person, whose name is recorded in the Register of Members or in the register of beneficial owners maintained by the Depositories as on the cut-off date, i.e. Tuesday, 23 July 2019 only shall be entitled to**

avail the facility of remote e-voting/ voting at the AGM.

- VIII. Any person, who acquires shares and become member of the Company after the despatch of the Notice and holds shares as on the cut-off date i.e. **Tuesday, 23 July 2019** may obtain the login ID and password in the manner mentioned below:

- (a) If the mobile number of the member is registered against Folio No./ DP ID - Client ID, the member may send SMS: **MYEPWD** <space> e-voting Event Number + Folio No. or DP ID Client ID to **9212993399**

Example for NSDL: MYEPWD <SPACE> IN12345612345678

Example for CDSL: MYEPWD <SPACE> 1402345612345678

Example for Physical: MYEPWD <SPACE> XXXX1234567890

- (b) If e-mail address or mobile number of the member is registered against Folio No./ DP ID-Client ID, then on the home page of <https://evoting.karvy.com>, the member may click “Forgot Password” and enter Folio No. or DP ID-Client ID and PAN to generate a password.
- (c) Member may call Karvy’s toll free number 1800 345 4001 for any assistance.
- (d) Member may send an e-mail request to evoting@karvy.com.

If the member is already registered with Karvy for remote e-voting then he can use his existing user ID and password/ PIN for casting vote through remote e-voting.

- IX. The remote e-voting period will commence from **Friday, 26 July 2019 (9.30 A.M.)** and end on **Monday, 29 July 2019 (5.00 P.M.)**. The e-voting module shall be disabled by Karvy for voting thereafter. **Once the vote on a resolution is cast by the member, he/ she shall not be allowed to change it subsequently or cast the vote again.**

The instructions for e-voting are as under:

- A. **In case of Members receiving e-mail from Karvy:**
 - (i) Open the e-mail and open PDF file viz; “DLF e-voting.pdf” with your Client ID or Folio No. as password. The said PDF file contains your user ID and password for e-voting. Please note that the password is an initial password.

- (ii) Launch internet browser by typing the following URL: <https://evoting.karvy.com>.
 - (iii) Enter the login credentials.
 - (iv) After entering the details appropriately, click on "Login".
 - (v) You will reach the Password change menu wherein you are required to mandatorily change your password. The new password shall comprise minimum 8 characters with at least one upper case (A-Z), one lower case (a-z), one numeric value (0-9) and a special character (like *,#,@, etc.). The system will prompt you to change your password and update your contact details like mobile, e-mail etc. on first login. You may also enter the secret question and answer of your choice to retrieve your password in case you forget it. It is strongly recommended not to share your password with any other person and take utmost care to keep your password confidential.
 - (vi) You need to login again with your new credentials.
 - (vii) Select "EVEN" of DLF Limited and click on - 'Submit'.
 - (viii) On the voting page, number of shares as held by you as on the cut-off date will appear. If you desire to cast all the votes assenting/ dissenting to the Resolution(s) then enter all shares and click FOR/ AGAINST as the case may be. You are not required to cast all your votes in the same manner. You may also choose the option ABSTAIN in case you wish to abstain from voting.
 - (ix) Members holding multiple folios/ demat accounts shall choose the voting process separately for each folio/ demat account.
 - (x) Cast your vote by selecting an appropriate option and click on "Submit". A confirmation box will be displayed. Click "Ok" to confirm else "Cancel" to modify. Once you confirm, you will not be allowed to modify your vote. During the voting period, members can login any number of times till they have voted on the resolution(s).
 - (xi) Once the vote on the resolution(s) is cast by a member, such member shall not be allowed to change it subsequently.
 - (xii) Institutional shareholders (i.e. other than individuals, Hindu Undivided Family (HUF), Non-resident Indian (NRI), etc.) are required to send scanned copy (PDF/ JPG Format) of the relevant Board Resolution/ Authority Letter etc. together with attested specimen signature of the duly authorised signatory(ies) who are authorised to vote, to the Scrutinizers through e-mail at dlfscrutinizer@gmail.com or dlfevoting@dlf.in with a copy marked to evoting@karvy.com. They may also upload the same in the e-voting module in their login. The scanned image of the above-mentioned documents should be in the naming format "Corporate Name EVENT NO."
- B. In case of members receiving physical copy of the Notice:**
- (i) Initial password, along with User ID and EVEN (E-voting Event Number) is provided in the table given in the Ballot Form.
 - (ii) Please follow all steps from S. No. (ii)-(xii) given above to cast your vote.
- C. Other instructions:**
- (i) In case of any query, you may refer the Frequently Asked Questions (FAQs) for shareholders and e-voting User Manual for shareholders available at the download section of <https://evoting.karvy.com> or contact Ms. Varalakshmi of Karvy Fintech Private Limited, at 040-67161514 or at Tel. No. 1800 345 4001 (toll free).
 - (ii) If you are already registered with Karvy for e-voting then you can use your existing user ID and password for casting your vote.
- X. The Scrutinizer(s) shall immediately after the conclusion of voting at the meeting, count the votes cast at the meeting and thereafter unblock the votes cast through remote e-voting in the presence of at least 2 (two) witnesses not in the employment of the Company. The Scrutinizer(s) shall submit a consolidated Scrutinizers' Report of the votes cast in favour or against, if any, not later than 48 (forty-eight) hours of conclusion of the meeting to the Chairman or a person authorised by him in writing who shall countersign the same. The Chairman or any other person authorised by him in writing shall declare the results of the voting forthwith.

XI. The Results declared along with the Scrutinizers' Report shall be placed on the Company's website www.dlf.in and on the website of Karvy i.e. <https://evoting.karvy.com> immediately after the results are declared by the Chairman or any other person authorised by him. The Company shall, simultaneously, forward the results to the concerned stock exchanges where its equity shares are listed.

22. Members are requested:

- (a) To bring Attendance Slip duly completed and signed at the meeting and not to carry briefcase or bag inside the meeting venue for security reasons;
- (b) To quote their Folio No./ DP ID - Client ID and e-mail ID in all correspondence; and
- (c) To please note that **no gift/ gift coupon/ refreshment coupon** will be distributed at the meeting.

EXPLANATORY STATEMENT IN RESPECT OF THE SPECIAL BUSINESS PURSUANT TO SECTION 102 OF THE COMPANIES ACT, 2013

ITEM NO. 5

The Board of Directors (the "Board") of the Company, on the recommendation of the Audit Committee, had approved the appointment of M/s R.J. Goel & Co., Cost Accountants (FRN 000026), as Cost Auditors to conduct the audit of cost records pertaining to real estate development activities of the Company for the financial year ended 31 March 2019.

Pursuant to the provisions of Section 148 of the Companies Act, 2013 read with Rule 14 of the Companies (Audit and Auditors) Rules, 2014, the remuneration payable to the Cost Auditor, as recommended by the Audit Committee and approved by the Board has to be ratified by the members of the Company. Accordingly, consent of the members is being sought by way of an ordinary resolution for ratification of the remuneration payable to the Cost Auditor for the financial year 2018-19.

None of the Directors and Key Managerial Personnel of the Company or their respective relatives, are in any way concerned or interested, financially or otherwise, in the resolution set-out at Item No. 5.

The Board commends the resolution for approval of the members as an *Ordinary Resolution*.

ITEM NO. 6

The Board of Directors of the Company (the "Board") had, at its meeting held on 25 September 2018, subject to the approval of members, re-appointed Dr. K.P. Singh as Whole-time Director designated as Chairman for a period of five (5) years with effect from 1 October 2018, on the terms and conditions including remuneration as

recommended by the Nomination and Remuneration Committee and approved by the Board.

It is proposed to seek members' approval by way of special resolution for the re-appointment of and remuneration payable to Dr. Singh, in terms of applicable provisions of the Companies Act, 2013 ("the Act") and the Securities and Exchange Board of India (Listing Obligations and Disclosure Requirements) Regulations, 2015, as amended ("SEBI Listing Regulations").

The broad particulars of the terms of re-appointment and remuneration payable to Dr. Singh are as under:

(A) Remuneration:

- (i) **Basic Salary:** ₹ 12.00 lakhs per month.
- (ii) **Benefits, Perquisites and Allowances,** as may be determined by the Board from time to time, subject to the condition that the aggregate benefits, perquisites and allowances shall not exceed the limits as specified in Schedule V to the Act and the SEBI Listing Regulations, which shall inter-alia include the following perquisites, benefits and allowances:

(a) Housing/ House Rent Allowance

Furnished residential accommodation, which shall also be used for official purposes or House Rent Allowance equivalent to 70% of the Basic Salary.

Expenses towards gas, water, electricity, servants, swachhata karamchari, gardeners and security personnel etc., shall be borne and paid by the Company. However, perquisites for the above shall be evaluated as per Income Tax Rules, 1962, wherever applicable.

(b) Medical Expenses Payment/ Re-imbursment

All expenses for medical treatment in India and abroad for the Chairman and his family shall be paid by the Company or reimbursed to the Chairman, as the case may be.

(c) Leave Travel Concession

For Chairman and his family including dependents once in a year incurred in accordance with the Rules specified by the Company, from time to time.

(d) Usage of Clubs

As per policy of the Company. However, admission and life membership fees shall be borne by appointee.

(e) Personal Accident and Medical Insurance

Such premium as may be decided by the Board.

(f) Contribution to Provident Fund

Contribution to Provident Fund, as per the rules of the Company.

(g) Gratuity

Gratuity payable shall not exceed half-a-month's salary for each completed year of service as per the rules of the Company.

(h) Leave

Leave as per rules of the Company.

(i) Car(s)

Provision of Company maintained chauffeur driven car(s). Personal use of car(s) would be valued as per Income Tax Rules, 1962.

(j) Reimbursement of Fees for Credit Cards

Payment/ Reimbursement of Membership Fee and Annual Fee for Credit Cards. Perquisite value of such credit cards shall be valued as per Income Tax Rules, 1962.

(k) Housing Loan

Housing Loan as per Rules of the Company. Apart from the interest chargeable on such housing loan, any tax on computational/ notional value of interest due to any Income Tax guidelines/ rules for the time being in force, would be to the account of the appointee.

(l) Communication Facilities

Provision of telephone(s), fax(es), computers, laptops, video conference facility, internet and broadband etc. at residence as per the policy of the Company.

(m) Retirement Benefits

Retirement Benefits as per policy of the Company.

Provided that the said perquisites, benefits and allowances shall be evaluated, wherever applicable, as per the provisions of the Income-tax Act, 1961 or any rules made thereunder or any statutory modifications or re-enactment thereof; in the absence of any such Rules, perquisites and allowances shall be evaluated at the actual cost. However, the Company's contribution to Provident Fund, Superannuation or Annuity Fund, to the extent these singly or put together are not taxable under the Income-tax Act, 1961 and gratuity payable and encashment of leave at the end of the tenure, as per the rules of the Company and to the extent not taxable under the Income-tax Act, 1961 shall not be included in for the purpose of computation of the overall ceiling of remuneration.

(B) Commission:

In addition to the salary, perquisites and allowances as above, Dr. K.P. Singh shall also be entitled to receive a commission on net profits as may be fixed by the Board within the permissible limits specified in the Act.

(C) Reimbursement of Expenses:

Reimbursement of actual out-of-pocket and entertainment expenses incurred in connection with the business of the Company, expenses on traveling, boarding and lodging including for his family and attendant(s) during business trips; provision of car for use on the Company's business and expenses on communication facilities at residence shall be reimbursed and not considered as perquisites.

(D) General:

- (i) The total remuneration inclusive of salary, benefits, perquisites, allowances, commission, etc. payable to Dr. Singh shall not exceed the limits specified in Section 197, 198 and Schedule V to the Act and the SEBI Listing Regulations.
- (ii) The terms and conditions set-out for re-appointment including designation and payment of remuneration herein may be altered and varied by the Board of Directors as it may deem fit, from time to time.
- (iii) Dr. Singh shall work under the superintendence and control of the Board. As long as he functions as a Whole-time Director, he shall not be paid any sitting fees to attend the meetings of the Board and/ or Committee(s) thereof.
- (iv) The appointment of Dr. Singh as Chairman may be terminated by the Company by giving six months prior notice in writing or such shorter notice as may be mutually agreed between Dr. Singh and the Company or payment in lieu of notice by either party.

Notwithstanding the foregoing but subject to the provisions of the Act, where in any financial year during the currency of the tenure of Dr. K.P. Singh, the Company has no profits or its profits are inadequate, the above-mentioned remuneration and subsequent revisions, if any, will be paid as minimum remuneration.

Dr. K.P. Singh is over 70 years of age, and accordingly in terms of Section 196 of the Act, the Company is required to obtain shareholders' approval by way of a special resolution for the appointment of Dr. K.P. Singh as a Whole-time Director. Dr. K.P. Singh has rendered more than 50 years of selfless and dedicated service to the DLF Group. His

leadership and commitment have played a pivotal role in reshaping and setting up a new Gurgaon (renamed now as Gurugram). He is widely credited with spearheading the transformation of the real estate sector in India. He has played a catalytic role in making India the global hub for business process outsourcing. In 2010, he was conferred the Padma Bhushan by the President of India in recognition of his exceptional and distinguished services to the nation. In order to continue to benefit from the rich reservoir of Dr. Singh's experience, knowledge, wisdom and insights, it would be in the beneficial interest of the Company to re-appoint Dr. Singh as a Whole-time Director of the Company for a period of five (5) years.

Dr. K.P. Singh satisfies all the conditions as set-out in Part I of Schedule V to the Act as also conditions set-out under Section 196(3) of the Act for being eligible for his re-appointment. He is not disqualified from being appointed as Director in terms of Section 164 of the Act.

The above may be treated as a written memorandum setting-out the terms of re-appointment of Dr. K.P. Singh under Section 190 of the Act.

The details in terms of Regulation 36(3) of the SEBI Listing Regulations and other applicable provisions of the Act (including Secretarial Standard-2) are annexed and form part of this Notice.

Dr. K.P. Singh being the appointee is interested in the resolution set-out at item no. 6. Mr. Rajiv Singh, Mr. G.S.

Talwar and Ms. Pia Singh Directors being relatives are interested or concerned in passing of the said resolution.

The other relatives of Dr. K.P. Singh may be deemed to be interested in the said resolution, to the extent of their shareholding, if any, in the Company. Save and except the above, none of the other Directors and Key Managerial Personnel of the Company or their respective relatives, in any way, is concerned or interested, financially or otherwise in the resolution set-out at item no. 6.

The Board commends the resolution for approval of the members as a *Special Resolution*.

ITEM NO. 7

The Board of Directors of the Company (the "Board"), at its meeting held on 5 February 2019, subject to the approval of members, re-appointed Mr. Mohit Gujral as a Chief Executive Officer & Whole-time Director for a period of five (5) years with effect from 14 February 2019, on the terms and conditions including remuneration as recommended by the Nomination and Remuneration Committee and approved by the Board.

It is proposed to seek members' approval for the re-appointment of and remuneration payable to Mr. Mohit Gujral as a Chief Executive Officer & Whole-time Director in terms of applicable provisions of the Companies Act, 2013 ("the Act").

Broad particulars of the terms of re-appointment and remuneration payable to Mr. Mohit Gujral are as under:

(A) Remuneration:

I.	Basic Salary	₹ 37,00,000/- per month.
II.	Benefits, Perquisites and Allowances	
	Category 'A'	
a.	Housing/ House Rent Allowance	70% of the Basic Salary per month or Company's Leased Accommodation, subject to rental ceiling of 70% of the Basic Salary per month.
b.	Personal Allowance	₹ 27,75,000/- per month.
c.	Hard Furnishing OR Hard Furnishing Allowance	Written down value of all Hard furnishings provided shall not exceed ₹ 30 lakhs at any time as per applicable rules of the Company OR Hard Furnishing Allowance @ ₹ 50,000/- per month in lieu thereof.
d.	Superannuation/ Superannuation Fund Allowance	15% of the Basic Salary per month.
	Category 'B'	
a.	Contribution to Provident Fund	As per rules of the Company.
b.	Gratuity	Gratuity payable shall not exceed half a month's salary for each completed year of service, as per rules of the Company.
	Category 'C'	
a.	Provision of Company's maintained chauffeur driven car/ car hire/ lease and/ or conveyance allowance	Provision of the Company's maintained chauffeur driven car/ car hire/ lease and/ or conveyance allowance subject to a maximum of ₹ 50 lakhs p.a., as per policy of the Company.

	b.	Housing Loan	As per rules of the Company. Any tax on computational/ notional value of interest, due to any Income Tax guidelines/ rules for the time being in force, would be to the account of the appointee.
	c.	Communication Facilities	Expenses on communication facilities will be reimbursed/ borne as per rules of the Company and will not be treated as perquisites.
	d.	Personal Accident and Medical Insurance	As per rules of the Company.
	e.	Leave	As per rules of the Company.

(B) Reimbursement of Expenses:

Reimbursement of actual out-of-pocket and entertainment expenses incurred in connection with the business of the Company; expenses on travelling, boarding and lodging shall be reimbursed, as per entitlement and not considered as perquisites.

(C) General:

- (i) The total remuneration inclusive of salary, benefits, perquisites, allowances, etc. payable to Mr. Mohit Gujral shall not exceed the limits specified in Section 197, 198 read with Schedule V to the Act.
- (ii) Mr. Mohit Gujral shall work under the superintendence and control of the Board. As long as he functions as a Chief Executive Officer & Whole-time Director, he shall not be paid any sitting fees to attend the meetings of the Board and/ or Committee(s) thereof.
- (iii) If at any time, Mr. Mohit Gujral ceases to be a Director of the Company for any cause whatsoever, he shall cease to be the Chief Executive Officer & Whole-time Director of the Company.
- (iv) He shall adhere to the Company's Code of Conduct.
- (v) Encashment of leave as per rules of the Company.
- (vi) He shall be entitled to membership of a maximum of two club(s), as per rules of the Company.
- (vii) The terms and conditions set-out for appointment and payment of remuneration herein may be altered and varied by the Board as it may, from time to time, deem appropriate.
- (viii) The appointment may be terminated by either party by giving the other party three months' prior notice in writing or such shorter notice as may be mutually agreed between Mr. Mohit Gujral and the Company or payment in lieu of notice by either party.
- (ix) Retirement benefits as per the policy of the Company.

Perquisites, benefits and allowances shall be evaluated, wherever applicable, as per the provisions of the Income-tax Act, 1961 or any rules made there under or any statutory modifications or re-enactment thereof; in the absence of any such rules, perquisites and allowances shall be evaluated at the actual cost.

Notwithstanding the foregoing but subject to the provisions of the Act, where in any financial year during the currency

of the tenure of Mr. Mohit Gujral, the Company has no profits or its profits are inadequate, the above mentioned remuneration and subsequent revisions, if any, will be paid as minimum remuneration.

Mr. Mohit Gujral satisfies all the conditions as set-out in Part I of Schedule V to the Act as also conditions set-out under Section 196(3) of the Act for being eligible for his re-appointment. He is not disqualified from being appointed as Director in terms of Section 164 of the Act.

The above may be treated as a written memorandum setting-out the terms of re-appointment of Mr. Mohit Gujral under Section 190 of the Act.

The details in terms of Regulation 36(3) of the Securities and Exchange Board of India (Listing Obligations and Disclosure Requirements) Regulations, 2015, as amended and other applicable provisions of the Act (including Secretarial Standard-2) are annexed and form part of this Notice.

Mr. Mohit Mohit Gujral being the appointee is interested in the resolution set-out at item no. 7. The other relatives of Mr. Mohit Gujral may be deemed to be interested in the said resolution, to the extent of their shareholding, if any, in the Company. Save and except the above, none of the other Directors and Key Managerial Personnel of the Company or their respective relatives, in any way, is concerned or interested, financially or otherwise in the resolution set-out at item no. 7.

The Board commends the resolution for approval of the members as an *Ordinary Resolution*.

ITEM NO. 8

The Board of Directors of the Company (the "Board"), at its meeting held on 5 February 2019, subject to the approval of members, re-appointed Mr. Rajeev Talwar as a Chief Executive Officer & Whole-time Director for a period of five (5) years with effect from 14 February 2019, on the terms and conditions including remuneration as recommended by the Nomination and Remuneration Committee and approved by the Board.

It is proposed to seek members' approval for the re-appointment of and remuneration payable to, Mr. Rajeev Talwar as a Chief Executive Officer & Whole-time Director in terms of applicable provisions of the Companies Act, 2013 ("the Act").

The broad particulars of the terms of re-appointment and remuneration payable to Mr. Rajeev Talwar are as under:

(A) Remuneration:

I.	Basic Salary	₹ 9,57,850/- per month.
II.	Benefits, Perquisites and Allowances	
	Category 'A'	
a.	Housing/ House Rent Allowance	30% of the Basic Salary per month or Company's Leased Accommodation subject to rental ceiling of 30% of the Basic Salary per month.
b.	Personal Allowance	₹ 9,50,000/- per month.
c.	Hard Furnishing OR Hard Furnishing Allowance	Written down value of all Hard furnishings provided shall not exceed ₹ 15 lakhs at any time as per applicable rules of the Company OR Hard Furnishing Allowance @ ₹ 25,000/- per month in lieu thereof.
	Category 'B'	
a.	Contribution to Provident Fund	As per rules of the Company.
b.	Gratuity	Gratuity payable shall not exceed half a month's salary for each completed year of service, as per rules of the Company.
	Category 'C'	
a.	Provision of Company's maintained chauffeur driven car/ car hire/ lease and/ or conveyance allowance	Provision of the Company's maintained chauffeur driven car/ car hire/ lease and/ or conveyance allowance, subject to a maximum of ₹ 30.30 lakhs p.a., as per policy of the Company.
b.	Housing Loan	As per rules of the Company. Any tax on computational/ notional value of interest, due to any Income Tax guidelines/ rules for the time being in force, would be to the account of the appointee.
c.	Communication Facilities	Expenses on communication facilities will be reimbursed/ borne as per rules of the Company and will not be treated as perquisites.
d.	Personal Accident and Medical Insurance	As per rules of the Company.
e.	Leave	As per rules of the Company.

(B) Commission:

In addition to the salary, benefits, perquisites and allowances as above, Mr. Rajeev Talwar shall also be entitled to receive commission on net profit as may be fixed by the Board within the permissible limits specified in the Act.

(C) Reimbursement of Expenses:

Reimbursement of actual out-of-pocket and entertainment expenses incurred in connection with the business of the Company; expenses on travelling, boarding and lodging shall be reimbursed, as per entitlement and not considered as perquisites.

(D) General:

(i) The total remuneration inclusive of salary, benefits, perquisites, allowances, commission, etc. payable

to Mr. Rajeev Talwar shall not exceed the limits specified in Section 197, 198 read with Schedule V to the Act.

- (ii) Mr. Rajeev Talwar shall work under the superintendence and control of the Board. As long as he functions as a Chief Executive Officer & Whole-time Director, he shall not be paid any sitting fees to attend the meetings of the Board and/ or Committee(s) thereof.
- (iii) If at any time, he ceases to be a Director of the Company for any cause whatsoever, he shall cease to be the Chief Executive Officer & Whole-time Director of the Company.
- (iv) He shall adhere to the Company's Code of Conduct.
- (v) Encashment of leave as per rules of the Company.

- (vi) He shall be entitled to membership of a maximum two club(s), as per rules of the Company.
- (vii) The terms and conditions set-out for re-appointment and payment of remuneration herein may be altered and varied by the Board as it may, from time to time, deem appropriate.
- (viii) The appointment may be terminated by either party by giving the other party three months' prior notice in writing or such shorter notice as may be mutually agreed between Mr. Rajeev Talwar and the Company or payment in lieu of notice by either party.
- (ix) Retirement benefits as per the policy of the Company.

Perquisites, benefits and allowances shall be evaluated, wherever applicable, as per the provisions of the Income-tax Act, 1961 or any rules made there under or any statutory modifications or re-enactment thereof; in the absence of any such rules, perquisites and allowances shall be evaluated at the actual cost.

Notwithstanding the foregoing but subject to the provisions of the Act, where in any financial year during the currency of the tenure of Mr. Rajeev Talwar, the Company has no profits or its profits are inadequate, the above mentioned remuneration and subsequent revisions, if any, will be paid as minimum remuneration.

Mr. Rajeev Talwar satisfies all the conditions as set-out in Part I of Schedule V to the Act as also conditions set-out under Section 196(3) of the Act for being eligible for his re-appointment. He is not disqualified from being appointed as Director in terms of Section 164 of the Act.

The above may be treated as a written memorandum setting-out the terms of re-appointment of Mr. Rajeev Talwar under Section 190 of the Act.

The details in terms of Regulation 36(3) of the Securities and Exchange Board of India (Listing Obligations and Disclosure Requirements) Regulations, 2015, as amended and other applicable provisions of the Act (including Secretarial Standard-2) are annexed and form part of this Notice.

Mr. Rajeev Talwar being the appointee is interested in the resolution set-out at item no. 8. The other relatives of Mr. Rajeev Talwar may be deemed to be interested in the said resolution, to the extent of their shareholding, if any, in the Company. Save and except the above, none of the other Directors and Key Managerial Personnel of the Company or their respective relatives, in any way, is concerned or interested, financially or otherwise in the resolution set-out at item no. 8.

The Board commends the resolution for approval of the members as an *Ordinary Resolution*.

ITEM NO. 9

The Board of Directors of the Company (the "Board"), at its meeting held on 5 February 2019, subject to the approval of members, has re-appointed Mr. Rajiv Singh as Whole-time Director currently designated as Vice-Chairman for a period of five (5) years with effect from 9 April 2019, on the terms and conditions including remuneration as recommended by the Nomination and Remuneration Committee and approved by the Board.

It is proposed to seek members' approval for the re-appointment of and remuneration payable to Mr. Rajiv Singh in terms of applicable provisions of the Companies Act, 2013 ("the Act") and the Securities and Exchange Board of India (Listing Obligations and Disclosure Requirements) Regulations, 2015, as amended ("SEBI Listing Regulations").

The broad particulars of the terms of re-appointment and remuneration payable to Mr. Rajiv Singh are as under:

(A) Remuneration:

- (i) **Basic Salary:** ₹ 7.50 lakhs per month.
- (ii) **Benefits, Perquisites and Allowances**, as may be determined by the Board from time to time, subject to the condition that the aggregate benefits, perquisites and allowances shall not exceed the limits as specified in Schedule V to the Act and the SEBI Listing Regulations, which shall inter-alia include the following perquisites, benefits and allowances:

(a) Housing/ House Rent Allowance

Furnished residential accommodation, which shall also be used for official purposes or House Rent Allowance equivalent to 70% of the Basic Salary.

Expenses towards utilities such as gas, water, electricity, servants, swachhata karamchari, gardeners and security personnel etc., shall be borne and paid by the Company. However, perquisites for the above shall be evaluated as per Income Tax Rules, 1962 wherever applicable.

(b) Medical Expenses Payment/ Re-imbusement

All expenses for medical treatment in India and abroad for the Vice-Chairman and his family shall be paid by the Company or reimbursed to him, as the case may be.

(c) Leave Travel Concession

For Vice-Chairman and his family including dependents once in a year incurred in accordance with the Rules specified by the Company, from time to time.

(d) Club Fees

Fees of Clubs subject to maximum two clubs. This will not include admission and life membership fee.

(e) Personal Accident and Medical Insurance

Such premium as may be decided by the Board.

(f) Contribution to Provident Fund and Superannuation Fund

Contribution to Provident Fund and Superannuation Fund, as per the rules of the Company.

(g) Gratuity

Gratuity payable shall not exceed half-a-month's salary for each completed year of service as per the rules of the Company.

(h) Leave

Leave as per rules of the Company.

(i) Car(s)

Provision of Company's maintained chauffeur driven car(s). Personal use of car(s) would be valued as per Income Tax Rules, 1962.

(j) Reimbursement of Fees for Credit Cards

Payment/ Reimbursement of Membership Fee and Annual Fee for Credit Cards. Perquisite value of such credit cards shall be valued as per Income Tax Rules, 1962.

(k) Housing Loan

Housing loan as per Rules of the Company. Apart from the interest chargeable on such housing loan, any tax on computational/ notional value of interest due to any Income Tax guidelines/ rules for the time being in force, would be to the account of the appointee.

(l) Communication Facilities

Provision of telephone(s), fax(es), computers, laptops, video conference facility, internet and broadband etc., at residence as per the policy of the Company.

(m) Retirement benefits as per the policy of the Company.

Provided that the said perquisites, benefits and allowances shall be evaluated, wherever applicable, as per the provisions of the Income-tax Act, 1961 or any rules made there under or any statutory modification(s) or re-enactment thereof; in the absence of any such rules, perquisites and allowances shall be evaluated at the actual cost. However, the Company's contribution to Provident Fund, Superannuation or Annuity Fund, to the extent these singly or put together are not taxable under the Income-tax Act, 1961 and gratuity payable

and encashment of leave at the end of the tenure, as per the rules of the Company and to the extent not taxable under the Income-tax Act, 1961 shall not be included in for the purpose of computation of the overall ceiling of remuneration.

(B) Commission:

In addition to the salary, perquisites and allowances as above, Mr. Rajiv Singh shall also be entitled to receive a commission on net profits as may be fixed by the Board of Directors within the permissible limits specified in the Act.

(C) Reimbursement of Expenses:

Reimbursement of actual out-of-pocket and entertainment expenses incurred in connection with the business of the Company, expenses on traveling, boarding and lodging including for spouse and attendant(s) during business trips; provision of car for use on the Company's business and expenses on communication facilities at residence shall be reimbursed and not considered as perquisites.

(D) General:

- (i) The total remuneration inclusive of salary, benefits, perquisites, allowances, commission, etc. payable to Mr. Rajiv Singh shall not exceed the limits specified in Section 197, 198 read with Schedule V to the Act and the SEBI Listing Regulations.
- (ii) The terms and conditions set-out for re-appointment and payment of remuneration herein may be altered and varied by the Board as it may, from time to time, deem fit.
- (iii) The appointment of Mr. Rajiv Singh as Vice-Chairman may be terminated by the Company or the concerned Director by giving six months' prior notice in writing or such shorter notice as may be mutually agreed between Mr. Rajiv Singh and the Company or payment in lieu of notice by either party.

Notwithstanding the foregoing but subject to the provisions of the Act, where in any financial year during the currency of the tenure of Mr. Rajiv Singh, the Company has no profits or its profits are inadequate, the above mentioned remuneration and subsequent revisions, if any, will be paid as minimum remuneration.

Mr. Rajiv Singh satisfies all the conditions as set-out in Part I of Schedule V to the Act as also conditions set-out under Section 196(3) of the Act for being eligible for his re-appointment. He is not disqualified from being appointed as Director in terms of Section 164 of the Act.

The above may be treated as a written memorandum setting-out the terms of re-appointment of Mr. Rajiv Singh under Section 190 of the Act.

The details in terms of Regulation 36(3) of the SEBI Listing Regulations and other applicable provisions of the Act (including Secretarial Standard-2) are annexed and form part of this Notice.

Mr. Rajiv Singh being the appointee is interested in the resolution set-out at item no. 9. Dr. K.P. Singh and Ms. Pia Singh, Directors being relatives are interested or concerned in passing of the said resolution. The other relatives of Mr. Rajiv Singh may be deemed to be interested in the said resolution, to the extent of their shareholding, if any, in the Company. Save and except the above, none of the other Directors and Key Managerial Personnel of the Company or their respective relatives, in any way, is concerned or interested, financially or otherwise in the resolution set-out at item no. 9.

The Board commends the resolution for approval of the members as an *Ordinary Resolution*.

ITEM NO. 10

Pursuant to the provisions of Section 161 of the Companies Act, 2013 (the "Act"), Regulation 17(1)(a) of the Securities and Exchange Board of India (Listing Obligations and Disclosure Requirements) Regulations, 2015 ("SEBI Listing Regulations"), as amended and Article 101(2) of the Articles of Association ("AOA") of the Company, Ms. Priya Paul (DIN 00051215) was appointed as an Additional Director (in the capacity of Independent Director) of the Company with effect from 1 April 2019. Accordingly, she shall hold office up to the date of ensuing Annual General Meeting.

The Company has received a notice in writing under the provisions of Section 160 of the Act from a member proposing the candidature of Ms. Priya Paul for the office of Director of the Company.

Ms. Priya Paul has given a declaration to the Board of Directors that she meets the criteria of independence as provided under Section 149 of the Act and the SEBI Listing Regulations.

Ms. Paul is not disqualified from being appointed as a Director in terms of Section 164 of the Act and has given her consent to act as a Director in accordance with Section 152 of the Act.

In the opinion of the Board, Ms. Paul fulfils the conditions for her appointment as an Independent Director in terms of Section 149 of the Act and the SEBI Listing Regulations and is independent of the management of the Company.

Brief resume of Ms. Paul and nature of her expertise in specific functional areas has been provided in the Corporate Governance Report forming part of the Annual Report. The details in terms of Regulation 36(3) of the SEBI Listing Regulations and other applicable provisions of the Act (including Secretarial Standard-2) are annexed and form part of this Notice.

The terms and conditions of appointment of Ms. Paul as an Independent Director would be available for inspection free of cost by the members at the Registered Office/ Corporate Office of the Company and shall also be disclosed on the website of the Company.

Keeping in view her vast experience, expertise and knowledge, it would be in the interest of the Company that Ms. Paul be appointed as an Independent Director of the Company to hold office for five (5) consecutive years for a term up to 31 March, 2024.

Ms. Priya Paul being the appointee is interested in the resolution set-out at item no. 10. The other relatives of Ms. Priya Paul may be deemed to be interested in the said resolution, to the extent of their shareholding, if any, in the Company. Save and except the above, none of the other Directors and Key Managerial Personnel of the Company or their respective relatives, in any way, is concerned or interested, financially or otherwise in the resolution set-out at item no. 10.

The Board commends the resolution for approval of the members as an *Ordinary Resolution*.

ITEM NO. 11

Pursuant to the provisions of Section 149, 152 read with Schedule IV and all other applicable provisions of the Companies Act, 2013 (the "Act") and the Companies (Appointment and Qualification of Directors) Rules, 2014 (including any statutory modifications or re-enactment thereof for the time being in force) and the applicable provisions of the Securities and Exchange Board of India (Listing Obligations and Disclosure Requirements) Regulations, 2015, as amended ("SEBI Listing Regulations") Lt. Gen. Aditya Singh (Retd.) (DIN 06949999) has been appointed as an Independent Director of the Company and holds office as an Independent Director of the Company up to 28 August 2019.

The Nomination and Remuneration Committee, on the basis of the report of performance evaluation, has recommended re-appointment of Lt. Gen. Aditya Singh (Retd.) as an Independent Director for a second term of five (5) consecutive years on the Board of the Company i.e. from 29 August 2019 to 28 August 2024.

Given the background, enriched experience and contributions made by Lt. Gen. Aditya Singh (Retd.) during his tenure in the growth of the Company, the Board of Directors has decided that it would be in the beneficial interest of the Company to continue to avail his services as an Independent Director. Accordingly, it is proposed to re-appoint Lt. Gen. Aditya Singh (Retd.) as an Independent Director of the Company, not liable to retire by rotation and to hold office for a second term of 5 (five) consecutive years i.e. from 29 August 2019 to 28 August 2024.

Lt. Gen. Aditya Singh (Retd.) is not disqualified from being appointed as Director in terms of Section 164 of the Act and

has given his consent to act as a Director in accordance with Section 152 of the Act.

The Company has also received a declaration from Lt. Gen. Aditya Singh (Retd.) that he meets the criteria of independence as prescribed under Section 149(6) of the Act and the SEBI Listing Regulations.

Lt. Gen. Aditya Singh (Retd.) is a person of high repute and integrity. In the opinion of the Board of Directors, Lt. Gen. Aditya Singh (Retd.) fulfils the conditions for re-appointment as an Independent Director as specified in the Act and the SEBI Listing Regulations. Lt. Gen. Aditya Singh (Retd.) is independent of the management of the Company.

Brief resume of Lt. Gen. Aditya Singh (Retd.) and nature of his expertise in specific functional areas has been provided in the Corporate Governance Report forming part of the Annual Report. The details in terms of Regulation 36(3) of the SEBI Listing Regulations and other applicable provisions of the Act (including Secretarial Standard-2) are annexed and form part of this Notice.

The terms and conditions of re-appointment of Lt. Gen. Aditya Singh (Retd.) as an Independent Director would be available for inspection free of cost by the members at the Registered Office/ Corporate Office of the Company and shall also be disclosed on the website of the Company.

Lt. Gen. Aditya Singh (Retd.) being the appointee is interested in the resolution set-out at item no. 11. The other relatives of Lt. Gen. Aditya Singh (Retd.) may be deemed to be interested in the said resolution, to the extent of their shareholding, if any, in the Company. Save and except the above, none of the other Directors and Key Managerial Personnel of the Company or their respective relatives, in any way, is concerned or interested, financially or otherwise in the resolution set-out at item no. 11.

The Board commends the resolution for approval of the members as a *Special Resolution*.

ITEM NO. 12

The members of the Company vide their resolution passed through Postal Ballot on 24 July 2015 had authorised

payment of commission to non-executive directors of the Company at a rate not exceeding 1% of the net profits of the Company for a period of five (5) years commencing from 1 April 2015. The approval was valid up to and including the financial year ended 31 March 2020.

In terms of the provisions of Section 197 of the Companies Act, 2013 (the "Act") read with the Articles of Association of the Company, it is proposed to seek approval of the shareholders to continue payment of commission to Non-executive Directors. The Board of Directors (the "Board") will determine each year the specific amount to be paid as commission to the Non-executive Directors, which shall not exceed 1% of the net profits of the Company for that year, as computed in the manner referred to in Section 198 of the Act. The payment of commission would be in addition to the sitting fee payable for attending meetings of the Board and/or Committees thereof and other meetings of Directors, if any.

Save and except all Non-executive Directors of the Company and their relatives, no other Directors, Key Managerial Personnel of the Company or their relatives, are in any way, concerned or interested, financially or otherwise, in the said resolution set-out at Item No. 12.

The Board commends the resolution for approval of the members as a *Special Resolution*.

By Order of the Board
for **DLF LIMITED**

Gurugram
10 June 2019

Subhash Setia
Company Secretary

Regd. Office: Shopping Mall
3rd Floor, Arjun Marg
Phase-I, DLF City
Gurugram - 122002, Haryana
CIN: L70101HR1963PLC002484
Telephone no.: +91-124-4334200
Website: www.dlf.in
e-mail: investor-relations@dlf.in

Details of Directors seeking Appointment/ Re-appointment at the Annual General Meeting

[In pursuance of Regulation 36(3) of the Securities and Exchange Board of India (Listing Obligations and Disclosure Requirements) Regulations, 2015, as amended and Secretarial Standard on General Meetings]

Name of Director	Ms. Pia Singh	Mr. Gurvirendra Singh Talwar	Dr. K.P. Singh	Mr. Mohit Gujral
Director Identification Number (DIN)	00067233	00559460	00003191	00051538
Date of Birth	26.12.1970	22.03.1948	15.08.1931	25.08.1959
Date of Appointment	18.02.2003	21.04.2006	14.11.1963	14.02.2014
Qualification(s)	Graduate from Wharton School of Business, University of Pennsylvania, U.S.A. with degree in Finance	Bachelor's degree in Economics	Science Graduate, an alumni of IMA	B. Arch, C.E.P.T. Ahmedabad
Number of Shares held	2,13,32,500	1,00,540	1,44,95,360	Nil
Expertise in specific functional areas	Has over 24 years of experience in developing the Company's luxury and super luxury retail destinations across the country.	A known banker and investment advisor has enriched, vast and varied experience in Banking, Investment and Financial Management Services.	Currently holding the position of Chairman of the Company. <ul style="list-style-type: none"> • Eminent industrialist with wide business experience of over four decades in Real Estate Industry; has held several important industrial, financial and diplomatic positions including with RBI. • Established DLF Foundation in 2008 as the philanthropic arm of DLF Limited, providing structure and focus to the social outreach initiatives of DLF Group. • Conferred Honorary Degree of Doctorate in Science by the prestigious G.B. Pant University of Agriculture & Technology, Pantnagar, in recognition of his invaluable contribution in the field of Business Administration in 2008. • In 2010, he was conferred the 'Padma Bhushan' national award by the President of India in his recognition of exceptional and distinguished services to the Nation. • He is the recipient of the 'Entrepreneur of the Year 2011' award at The Asian Awards in October 2011 at London and was conferred the 'Indian Business Leader of the Year' award at the Horasis Global India Business Meeting held in Antwerp, Belgium in June, 2012. 	Renowned architect and business leader with industry and General Management experience of over three decades.

Name of Director	Ms. Pia Singh	Mr. Gurvirendra Singh Talwar	Dr. K.P. Singh	Mr. Mohit Gujral
Other Directorship(s)	<p>Adept Real Estate Developers Private Limited</p> <p>Anubhav Apartments Private Limited</p> <p>Arihant Housing Company^s</p> <p>DLF Brands Private Limited</p> <p>Madhukar Housing and Development Company^s</p> <p>Northern India Theatres Private Limited</p> <p>Pushpak Builders and Developers Private Limited</p> <p>Sambhav Housing and Development Company^s</p> <p>Skills Academy Private Limited</p> <p>Solace Housing and Construction Private Limited</p> <p>Sukh Sansar Housing Private Limited</p> <p>Udyan Housing and Development Company^s</p>	<p>Antriksh Properties Private Limited</p> <p>Asahi India Glass Limited</p> <p>Desent Promoters & Developers Private Limited</p> <p>Great Eastern Energy Corporation Limited</p> <p>Madhukar Housing and Development Company^s</p> <p>Power Housing & Developers Private Limited</p> <p>Sabre Investment Advisor India Private Limited</p> <p>Sambhav Housing and Development Company^s</p> <p>Sketch Promoters & Developers Private Limited</p> <p>Udyan Housing and Development Company^s</p>	<p>Anubhav Apartments Private Limited</p> <p>DLF Urva Real Estate Developers & Services Private Limited</p> <p>Madhukar Housing and Development Company^s</p> <p>Rajdhani Investments & Agencies Private Limited</p> <p>Realest Builders and Services Private Limited</p>	<p>Delanco Buildcon Private Limited</p> <p>DLF Universal Limited</p> <p>Glensdale Enterprise Development Private Limited</p> <p>Gujral Design Plus Overseas Private Limited</p> <p>Mohit Design Management Private Limited</p> <p>Paliwal Real Estate Limited</p> <p>Prima Associates Private Limited</p> <p>Span Fashions Limited</p> <p>Wagishwari Estates Private Limited</p>
Committee Positions in other Public Companies[#]	Nil	Nil	Nil	Nil
Number of Board meetings attended	Given in corporate governance report			
Remuneration (including sitting fee and commission)	Given in corporate governance report			
Relationships between Directors inter-se	Dr. K.P. Singh and Mr. Rajiv Singh	Dr. K.P. Singh	Mr. Rajiv Singh, Ms. Pia Singh and Mr. G.S. Talwar.	Nil

Name of Director	Mr. Rajeev Talwar	Mr. Rajiv Singh	Ms. Priya Paul	Lt. Gen. Aditya Singh (Retd.)
Director Identification Number (DIN)	01440785	00003214	00051215	06949999
Date of Birth	23.12.1954	08.05.1959	30.04.1966	20.09.1947
Date of Appointment	14.02.2014	16.11.1988	01.04.2019	29.08.2014
Qualification(s)	Masters from St. Stephen's College, Delhi University, IAS 1978 Batch	Graduate from Massachusetts Institute of Technology, USA	Economics graduate from Wellesley College, USA	Graduate from Staff College, Camberly (UK); Master Degree in Military Science; Alumni of the Indian National Defence College
Number of Shares held	4,32,072	2,56,320	180	Nil
Expertise in specific functional areas	Mr. Talwar has over three decades of diverse experience with Central/ State Governments including public sector enterprises and real estate development.	Mr. Singh has over three decades of enriched and diverse management experience. He spearheads the Company's strategic implementation; he provides oversight and guidance in corporate structuring in relation to major investments and allied matters.	Over three decades of enriched experience in hospitality and multifarious management.	He has served Indian Army over 40 years across India and abroad. He was National Security Advisor to the Delhi Policy Group till August 2018. He has served as GOC-in-C Southern Command, the largest and senior most Command of the Indian Army. A recipient of three of the highest awards for distinguished service from the President of India and a former Aide-de-Camp.
Other Directorship(s)	Dalmia Promoters and Developers Private Limited DLF Info Park Developers (Chennai) Limited DLF Universal Limited Joyous Housing Limited PHD Chamber of Commerce and Industry® Paliwal Real Estate Limited	AGS Buildtech Private Limited Angus Builders & Developers Private Limited A.S.G. Realcon Private Limited Belcia Builders & Developers Private Limited DLF Urva Real Estate Developers & Services Private Limited Hitech Property Developers Private Limited Rajdhani Investments & Agencies Private Limited Realest Builders and Services Private Limited Trinity Housing and Construction Company ^s	Apeejay Shipping Limited Apeejay Surrendra Park Hotels Limited Ladies Youth Association South Asia Woman Foundation India	DLF Assets Private Limited DLF Cyber City Developers Limited DLF Home Developers Limited Edward Keventer (Successors) Private Limited Lodhi Property Company Limited

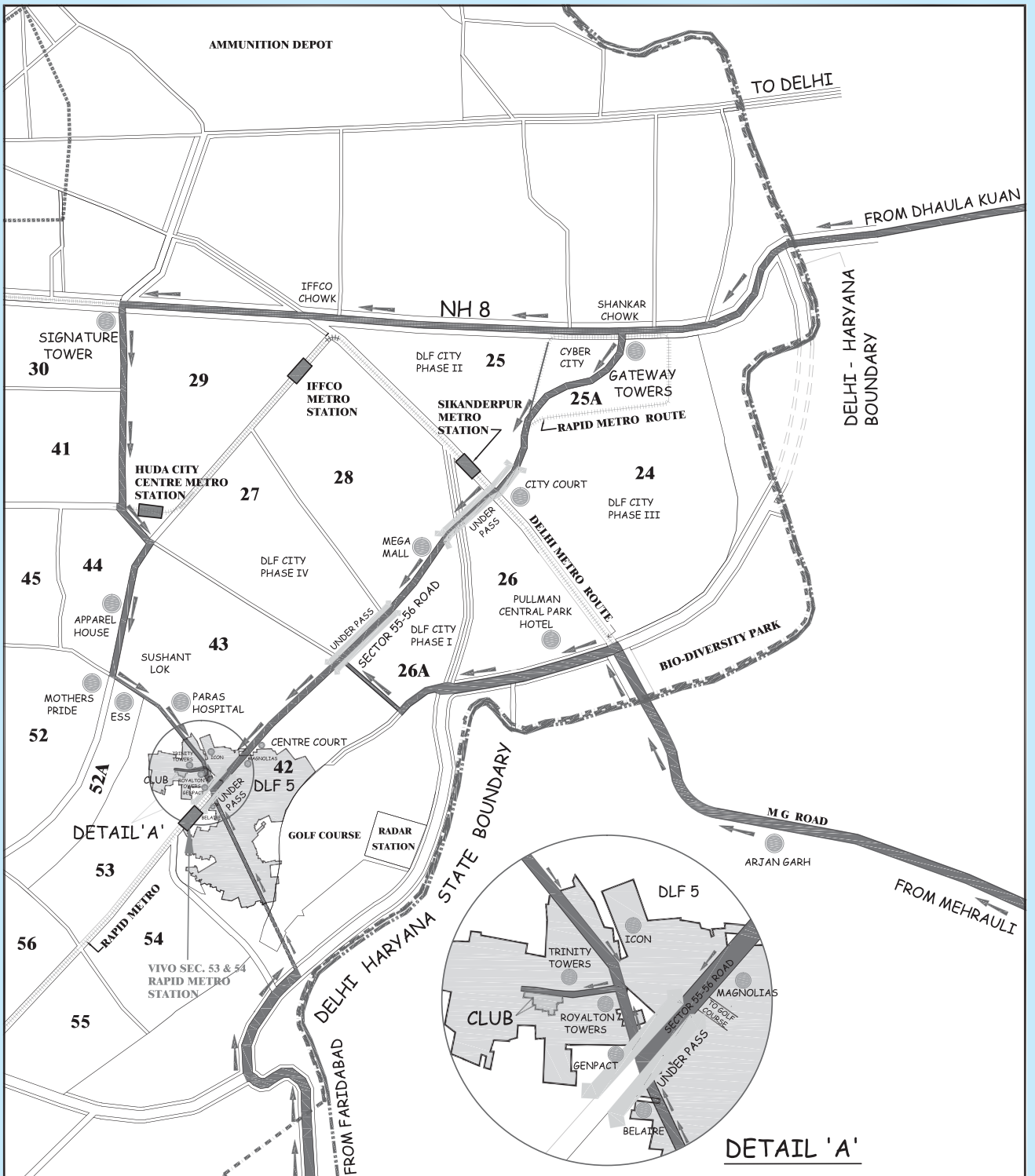
Name of Director	Mr. Rajeev Talwar	Mr. Rajiv Singh	Ms. Priya Paul	Lt. Gen. Aditya Singh (Retd.)
Committee Positions in other Public Companies#	Nil	Nil	Nil	Audit Committee Chairman Edward Keventer (Successors) Private Limited Lodhi Property Company Limited Member DLF Assets Private Limited DLF Cyber City Developers Limited DLF Home Developers Limited
Number of Board meetings attended	Given in corporate governance report			
Remuneration (sitting including fee and commission)	Given in corporate governance report			
Relationships between Directors inter-se	Nil	Dr. K.P. Singh and Ms. Pia Singh.	Nil	Nil

\$ A private company with unlimited liability.

@ Company registered under Section 25 of the Companies Act, 1956 (Section 8 of the Companies Act, 2013).

Committee positions of only Audit and Stakeholders Relationship Committee considered.

Route Map of AGM Venue



LOCATION MAP OF DLF CLUB 5,
DLF5, GURUGRAM



DLF LIMITED

Regd. Office: Shopping Mall, 3rd Floor, Arjun Marg, Phase-I
DLF City, Gurugram – 122002, Haryana
CIN: L70101HR1963PLC002484; Telephone No. 91-124-4334200
Website: www.dlf.in; e-mail: investor-relations@dlf.in



ATTENDANCE SLIP

54th ANNUAL GENERAL MEETING - Tuesday, 30 July 2019 at 11.30 A.M.

DP Id*		NAME AND ADDRESS OF THE REGISTERED SHAREHOLDER/PROXY
Client Id* / Folio No.		
No. of Share(s)		

I/We certify that I/We am/are registered shareholder/proxy of the Company.

I/We hereby record my/our presence at the 54th Annual General Meeting of the Company on **Tuesday, 30 July 2019 at DLF Club 5, Opposite Trinity Tower, Club Drive, DLF5, Gurugram - 122002 (Haryana).**

NOTE: Please complete this and hand it over at the entrance of the hall.

* Applicable for shares held in electronic form.

Signature

No Gift/ Gift Coupon / Refreshment Coupon will be distributed at the Meeting



DLF LIMITED

Regd. Office: Shopping Mall, 3rd Floor, Arjun Marg, Phase-I
DLF City, Gurugram – 122002, Haryana
CIN: L70101HR1963PLC002484; Telephone No. 91-124-4334200
Website: www.dlf.in; e-mail: investor-relations@dlf.in



PROXY FORM

54th ANNUAL GENERAL MEETING - Tuesday, 30 July 2019 at 11.30 A.M.

Name of the Member(s): Registered address:		e-mail Id: Folio No./DP Id*: Client Id*:	
---	--	--	--

I/We being the member(s) holding..... shares hereby appoint:

- (1) Name.....Address:.....e-mail Id:..... or failing him/her;
- (2) Name.....Address:.....e-mail Id:..... or failing him/her;
- (3) Name.....Address:.....e-mail Id:.....

as my/our proxy to attend and vote (on a poll) for me/us and on my/our behalf at the **54th Annual General Meeting** of the Company, to be held on **Tuesday, 30 July 2019 at DLF Club 5, Opposite Trinity Tower, Club Drive, DLF5, Gurugram - 122002 (Haryana) at 11.30 A.M.** and at any adjournment thereof in respect of such resolutions as are indicated below:

Res. No.	Resolution	For [#]	Against [#]
1.	Adoption of Financial Statements (including Consolidated Financial Statements) for the financial year ended 31 March 2019.		
2.	Declaration of Dividend.		
3.	Re-appointment of Ms. Pia Singh, who retires by rotation.		
4.	Re-appointment of Mr. Gurvirendra Singh Talwar, who retires by rotation.		
5.	Approval/ Ratification of remuneration payable to Cost Auditor.		
6.	Re-appointment of Dr. K.P. Singh as a Whole-time Director designated as Chairman.		
7.	Re-appointment of Mr. Mohit Gujral as Chief Executive Officer & Whole-time Director.		
8.	Re-appointment of Mr. Rajeev Talwar as Chief Executive Officer & Whole-time Director.		
9.	Re-appointment of Mr. Rajiv Singh as a Whole-time Director designated as Vice-Chairman.		
10.	Appointment of Ms. Priya Paul as an Independent Woman Director		
11.	Re-appointment of Lt. Gen. Aditya Singh (Retd.) as an Independent Director		
12.	Payment of commission to Non-executive Directors		

* Applicable for shares held in electronic form.

Affix
₹ 1.00

Revenue
Stamp

Signed this day of2019

Signature of shareholder(s)

Signature of proxy holder(s)

Notes:

- (1) This form of proxy in order to be effective should be duly completed and deposited at the Registered Office/ Corporate Office of the Company not less than 48 hours before the commencement of the meeting.**
- (2) A Proxy need not be a member of the Company.**
- (3) A person can act as a proxy on behalf of members not exceeding fifty and holding in the aggregate not more than 10% of the total share capital of the Company carrying voting rights. A member holding more than 10% of the total share capital of the Company carrying voting rights may appoint a single person as proxy and such person shall not act as a proxy for any other person or shareholder.
- # (4) This is only optional. Please put a 'X' or '√' in the appropriate column against the resolution(s) indicated in the Box. If you leave the 'For'/or 'Against' column blank against any or all the resolutions, your Proxy will be entitled to vote in the manner as he/she deems appropriate.
- (5) Appointing a proxy does not prevent a member from attending the meeting in person, if he so desire.
- (6) In the case of joint holders, the signature of any one holder will be sufficient, but names of all the joint holders should be mentioned.

INVESTORS' FEEDBACK

Dear Shareholders,

In order to serve you better and for prompt communication, kindly help us by providing the following information:

A. Communication Registration:

Name of the Member(s)		Folio No.	
Registered address		DP Id/ Client Id	
		e-mail Id	

B. Dividend Payout:

Bank Name:	
Branch Name & Address:	
Account No.:	
IFSC:	MICR Code:

C. Shareholders' Satisfaction Feedback

(i) How do you rate the services provided by Karvy Fintech Private Limited, the RTA:

Parameters	5	4	3	2	1
Quality of Response					
Speed of Response					
Accessibility					

(ii) Your Overall Assessment of Investors' Services Standards at DLF:

Parameters	5	4	3	2	1
Quality of Service					
Customer orientation of person contacted					

P.T.O.

INVESTORS' FEEDBACK (Contd.)

D. Do you have any pending grievance(s), if yes, please provide summary:

--

E. Suggestions for improving Shareholders' Services/ any other views

--

Date:.....

Signature.....

Note: This Form can be downloaded from website of the Company www.dlf.in

Please post or e-mail this Form to:

<p>The Company Secretary DLF Limited Corporate Office: DLF Gateway Tower, R Block, DLF City, Phase - III, Gurugram-122002 e-mail: investor-relations@dlf.in</p>	<p>Karvy Fintech Private Limited Unit : DLF Limited Karvy Selenium Tower B, Plot No. 31-32, Gachibowli, Financial District, Nanakramguda, Hyderabad - 500032 e-mail: einward.ris@karvy.com;</p>
---	--



SELECTED AWARDS & ACCOLADES OF THE GROUP



Times Business Awards Realty 2018



ET NOW Star of the Industry 2018



Golden Globe Tigers Award



US Green Building Council



US Green Building Council



Shopping Centre Forum by India Shopping Centre Awards



British Safety Council



British Safety Council



British Safety Council



Asia Pacific Golf Group



Government of Haryana



Make My Trip Customer Choice Awards



DLF Limited

Corporate Office: DLF Gateway Tower, R Block, DLF City, Phase - III, Gurugram - 122002 (Haryana)
Tel: 91-124-4396000, Website: www.dlf.in

Registered Office: Shopping Mall, 3rd Floor, Arjun Marg, DLF City, Phase-I Gurugram - 122 002, Haryana. Tel: 91-124-4334200

CIN: L70101HR1963PLC002484