

August 8, 2021.

**BSE Limited**

Phiroze Jeejeebhoy Towers  
Dalal Street  
Mumbai – 400 001.  
Scrip Code: 532830

**National Stock Exchange of India Limited**

Exchange Plaza, C-1, Block G  
Bandra Kurla Complex, Bandra (East)  
Mumbai – 400 051.  
Trading Symbol: ASTRAL

Dear Sir/Madam,

**Sub.: Annual Report – 2021 & Notice of 25<sup>th</sup> Annual General Meeting**

With reference to the captioned subject, we inform that 25<sup>th</sup> Annual General Meeting of the Company shall be held on **Tuesday, August 31, 2021 at 11 a.m.** through Video Conferencing (“VC”)/Other Audio-Visual Means (“OAVM”), in accordance with the applicable circulars issued by the Ministry of Corporate Affairs and the Securities and Exchange Board of India.

Pursuant to regulation 34 of SEBI (Listing Obligations and Disclosure Requirements) 2015, we enclose herewith Annual Report for the FY 2020-21 and notice of 25<sup>th</sup> AGM. The said reports are being sent to the shareholders today through e-mail and have been uploaded on the “investor relations” section of the website of the Company [www.astralpipes.com](http://www.astralpipes.com).

Kindly take the same on records.

Thanking you,

Yours faithfully,

**For Astral Limited**



**Krunal Bhatt**  
Company Secretary



VISION IS  
MISSION TO  
**GROW**



# CORPORATE INFORMATION

## BOARD OF DIRECTORS

**Mr. Sandeep P. Engineer**  
Chairman & Managing Director

**Mrs. Jagruti S. Engineer**  
Whole Time Director

**Mr. Girish B. Joshi**  
Whole Time Director

**Mr. C. K. Gopal**  
Independent Director

**Mr. Viral M. Jhaveri**  
Independent Director

**Mrs. Kaushal D. Nakrani**  
Independent Director

---

## CHIEF FINANCIAL OFFICER

**Mr. Hiranand A. Savlani**

---

## COMPANY SECRETARY

**Mr. Krunal D. Bhatt**

---

## REGISTERED & CORPORATE OFFICE:

Astral Limited  
(Formerly known as Astral Poly Technik Limited)  
CIN: L25200GJ1996PLC029134  
Astral House  
207/1, B/h. Rajpath Club, Off S. G. Highway,  
Ahmedabad - 380 059, Gujarat, India  
Ph: +91 79 6621 2000, Fax: +91 79 6621 2121

---

## STATUTORY AUDITORS

S R B C & CO LLP (Chartered Accountants)  
12th Floor, The Ruby, 29 Senapati Bapat Marg,  
Dadar (West), Mumbai - 400028

## FACTORY LOCATION

### Piping & Water Tanks Division

#### India

Santej (Gujarat)  
Dholka (Gujarat)  
Hosur (Tamil Nadu)  
Ghiloth (Rajasthan)  
Sangli (Maharashtra)  
Aurangabad (Maharashtra)  
Sitarganj (Uttarakhand)  
Bhubaneshwar (Odisha) (under construction)

### Adhesive Division

#### India

Santej (Gujarat)  
Rania (Uttar Pradesh)  
Unnao (Uttar Pradesh)

#### Overseas

USA  
UK

---

## REGISTRAR & SHARE TRANSFER AGENT

Bigshare Services Private Limited  
1st Floor, Bharat Tin Works Building,  
Opp. Vasant Oasis, Makwana Road, Marol,  
Andheri (East), Mumbai - 400 059  
Ph: +91 22 62638200 Fax: +91 22 62638299

---

## BANKERS

HDFC Bank Limited  
HSBC Bank  
IndusInd Bank  
Standard Chartered Bank  
Union Bank of India  
(Erstwhile Corporation Bank)

# TABLE OF CONTENTS



01

## CORPORATE OVERVIEW

- 2 Vision is Mission to Grow
- 4 Astral in a Snapshot
- 5 Astral's Geographical Presence
- 6 Financial Highlights (Consolidated)
- 7 Business Segments
- 18 Managing Director's Message
- 19 CFO's Message
- 20 Astral Brand
- 21 Marketing Initiatives
- 22 Future Plans / Upcoming Capex
- 24 CSR Initiatives



02

## STATUTORY REPORTS

- 27 Directors' Report
- 47 Management Discussion and Analysis
- 61 Corporate Governance Report
- 79 Business Responsibility Report



03

## FINANCIAL STATEMENTS

- 85 Standalone Financial Statements
- 137 Consolidated Financial Statements
- 190 Form AOC-1



VISION IS  
MISSION TO  
**GROW**

“*In order to carry a positive action we must develop a positive vision*”

– Dalai Lama

The vision and mission statements provide a focal point that helps to align everyone within the organization, thus ensuring that everyone is working towards a single purpose and for this purpose, Our Vision is Mission to Grow. Every step taken by the company has been and will always be a strategic leap towards Quality, Excellence and a better future for our company and the society at large. Over the last two decades, Astral Ltd. (Astral) has embraced innovation by understanding the gaps in the market and introducing unique products and solutions of unscathed quality to serve its customers that can rely on the brand Astral without any doubt.

The company has shown resilience towards any challenges that have come its way with an eagle-eyed focus towards growth and success. Even in one of the most challenging years in modern history caused by the Covid-19 pandemic, which impacted majority of global businesses with unimaginable losses, Astral continued on its growth journey and had one of its best financial performances in its history. The company was able to do so due to its relentless efforts towards innovation and performance.

With a diversified product portfolio, strong technological focus towards quality of products, integrated manufacturing facilities and one of the best brands built in modern India, Astral is on its way to many more years of continued growth, and that is the Astral promise!



## VISION

To be a truly global, high-performing organisation delivering quality products and services to its customers and attain leadership position in the industries we operate in.

## VALUES



### Safety:

Strive to prevent accidents, injuries, and illness at work. Provide products that meet the highest safety standards



### Excellence:

Be trendsetters in the industry by delivering exceptional performance. Deliver quality products and services to our customers



### Integrity:

Be honest, fair, and do the right thing in the right way. Operate in letter and spirit of the highest standards of corporate ethics



### Equitability:

Be unbiased and respect individual contributions that stem from their diverse backgrounds. Accept criticism and promote an open culture that enables sharing of ideas across the organisation



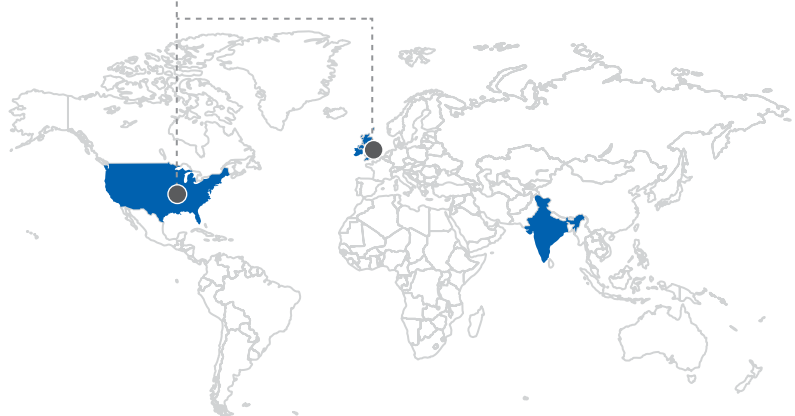
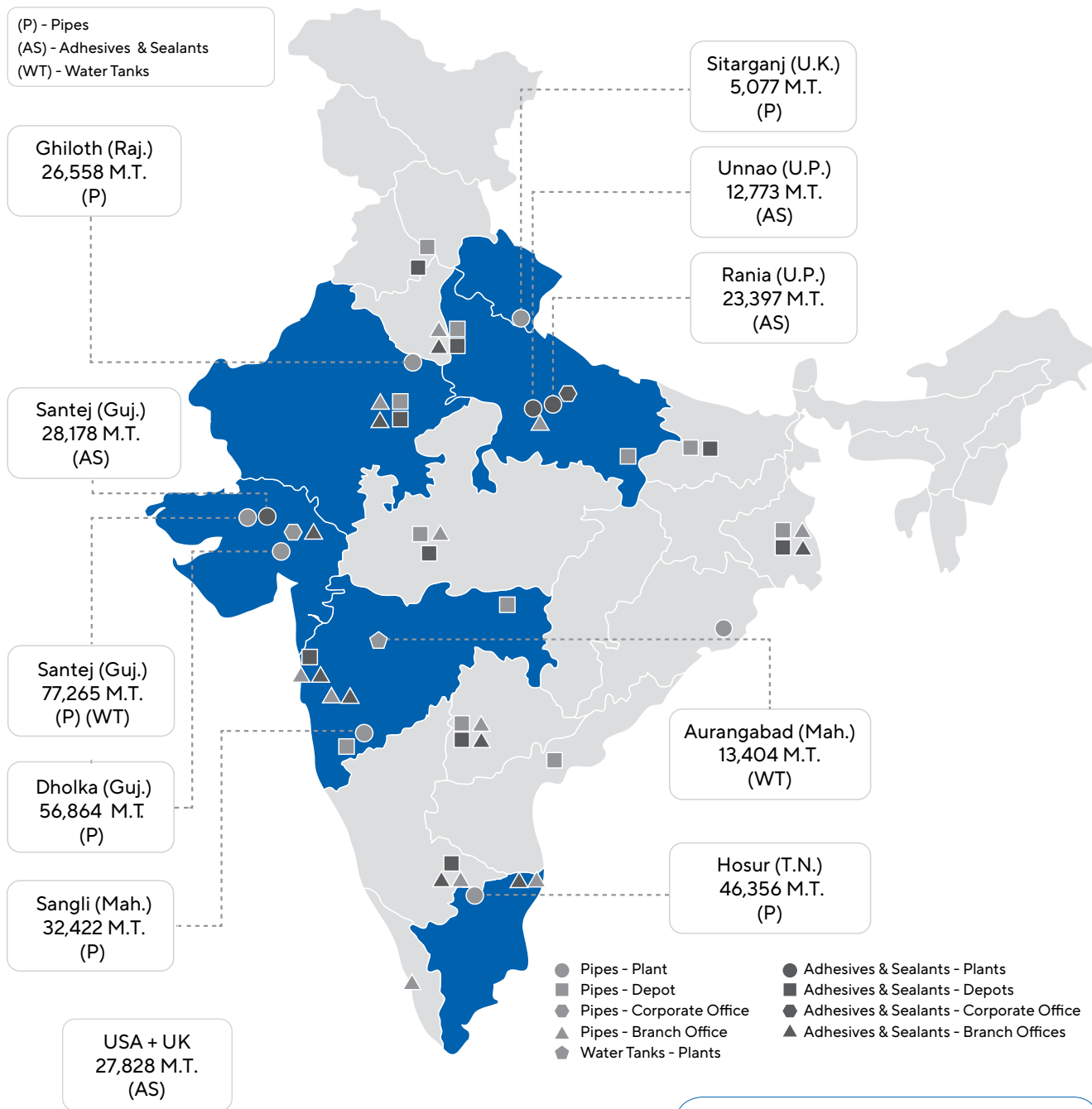
### Teamwork:

Unleash hidden potential of employees by promoting a culture of teamwork across the organization. Leverage collective capabilities to achieve greater heights

## ASTRAL IN A SNAPSHOT

 <p><b>20+ years</b> of Industry Presence</p>	 <p><b>First to introduce</b> CPVC in India</p>
<p><b>FORTUNE 500</b></p> <p>A <b>Fortune Next 500</b> India company</p>	 <p>Proven track record in <b>Acquisition, Integration &amp; Turnaround</b></p>
 <p>Comprehensive range of <b>piping, water tanks</b> and <b>adhesive</b> products</p>	 <p>Manufacturing Presence in <b>3 Countries</b></p>
 <p>One of <b>India's</b> <b>fastest growing</b> piping companies</p>	 <p><b>12 Strategically located</b> Integrated Manufacturing plants</p>
 <p><b>Most Trusted</b> Piping Brand - 2016, 2019, and 2020 (as per TRA Research)</p>	 <p><b>4800 + Employees</b> across locations</p>
 <p>Exporting to more than <b>25 Countries</b></p>	 <p>10 Year CAGR (Consolidated): <b>Revenue 21%</b> and <b>PAT 30%</b></p>
 <p><b>Wide and Deep</b> <b>Strategic</b> Distribution Reach</p>	 <p><b>Strong</b> <b>Cash Flows</b></p>

# ASTRAL'S GEOGRAPHICAL PRESENCE



**PIPING**

**850+** DISTRIBUTORS | **33,000+** DEALERS

**ADHESIVES**

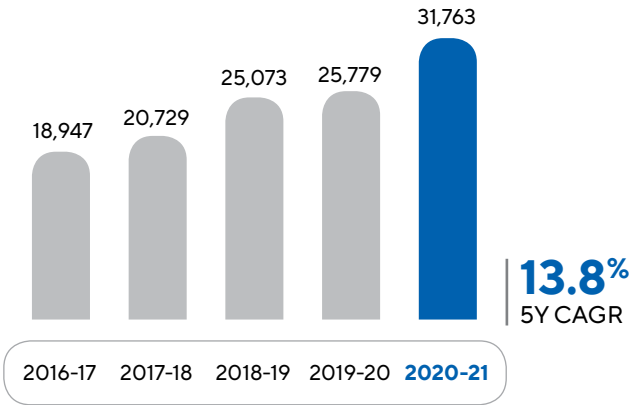
**1,300+** DISTRIBUTORS | **1,30,000+** DEALERS

**Disclaimer:** This map is a generalised illustration only for the ease of the reader to understand the locations, and is not intended to be used for reference purposes. The representation of political boundaries and the names of geographical features / states do not necessarily reflect the actual position. The Company or any of its Directors, Officers or Employees cannot be held responsible for any misuse or misinterpretation of any information or design thereof. The Company does not warrant or represent any kind in connection to its accuracy or completeness.

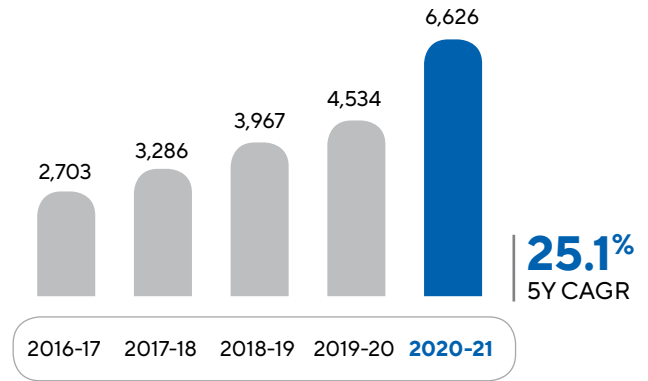


## FINANCIAL HIGHLIGHTS (CONSOLIDATED)

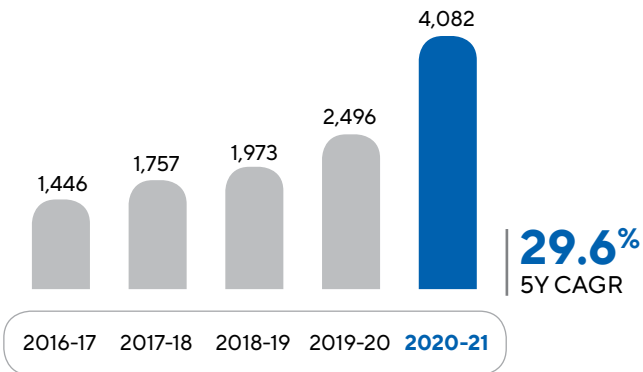
### Net Revenue (₹ Million)



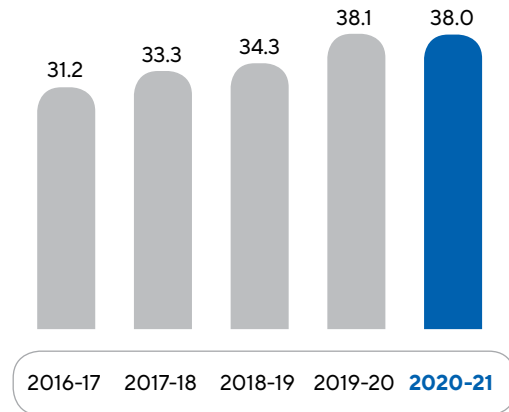
### EBITDA (₹ Million)



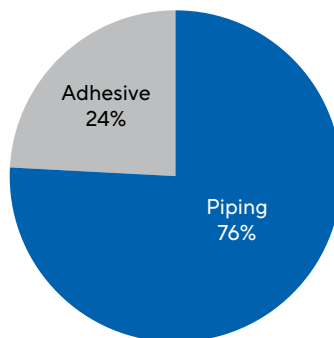
### PAT (₹ Million)



### Gross Profit Margin (%)



### Revenue Mix (%) Group Revenue Mix



## BUSINESS SEGMENTS

### PIPES AND FITTINGS

Astral has successfully established itself as one of India's dominant brands in the plastic piping segment with diverse end-user applications.

Astral has been the pioneer and torchbearer of plastic pipes and fittings in India due to its diverse range of products and unmatched quality. The company has a strong focus on product innovations and value engineering and has been the first to introduce various pipe products in India, right from CPVC pipes and fittings to Lead-free uPVC pipes and many more. The pipes manufactured by Astral are used across various applications including plumbing, sewage, drainage, agricultural, infrastructure, industrial and fire protection.

The company has six integrated world class manufacturing facilities dedicated for pipes manufacturing across the country with a total production capacity of around 250K MTPA. This manufacturing footprint is supported by a wide and deep-rooted distribution reach with over 850 distributors and over 33,000 dealers.



PRODUCTS

PLUMBING

**ASTRAL PEX-a PRO**  
NEXT GEN HOT & COLD WATER PLUMBING SYSTEM



**ASTRAL CPVC PRO**  
ADVANCED HOT AND COLD WATER PLUMBING SYSTEM



**ASTRAL Aquarius**  
STANDARDS REDEFINED  
uPVC PLUMBING SYSTEM FOR OUTER LOOP LINES



**ASTRAL MULTI PRO**  
ADVANCED MULTI LAYERED CPVC COMPOSITE PIPES



**ASTRAL BORE-WELL**  
LEAD FREE UPVC COLUMN PIPES



**ASTRAL CASE-WELL**  
CASING FOR BOREWELL



**ASTRAL AquasAFE**



DRAINAGE

**ASTRAL SILENCIO**  
High Density Low Noise System



**ASTRAL DRAINMASTER**  
SUPERIOR SWR DRAINAGE SYSTEM



**ASTRAL Foamcore**  
PVC PIPE  
FOR DWV & UNDERGROUND SYSTEMS



**ASTRAL UNDERGROUND**  
DRAINAGE SYSTEMS



**ASTRAL DRAIN HULK**



**ASTRAL hauraton**  
IT'S RUNNING WELL




FIRE PROTECTION

**ASTRAL FIRE PRO**  
ADVANCED CPVC FIRE SPRINKLER SYSTEM



## INFRASTRUCTURE

Under the Infrastructure segment, Astral has diversified its service offering from the retail pipes segment to institutional clients providing products like double-wall corrugated (DWC) plastic pipes, PVC and HDPE pipes that find usage in various infrastructure applications.



DRAINAGE

ASTRAL  
**D-Rex**




AGRICULTURE

ASTRAL  
**GEORex**



INFRA

ASTRAL  
**Plus+StiRex**

CABLE  
PROTECTION

ASTRAL  
**MultiRex**



INFRA

ASTRAL  
**Pre-StiRex**

CABLE  
PROTECTION

ASTRAL  
**TeleRex**



**WATER TANKS**

In the year 2020, Astral has expanded its product portfolio and entered into the Water Tanks Segment with an acquisition of Sarita – an Aurangabad based trusted brand of water tanks with decades of experience and expertise in manufacturing water tanks. The company plans to gain a major share in the huge market of water tanks in India by using Astral’s Strong Brand recall, Consistent Quality Product Delivery and Sturdy Network.

**STORAGE CAPACITY**  
**200L - 10,000L**

**PRODUCT RANGE**  
**Vertical | Loft**



India’s first Water Storage Tank with Anti-Viral\* Copper Shiled

**STORAGE CAPACITY**  
**500L - 5,000L**

Additionally, the Company has started manufacturing water tanks under the brand name ‘ASTRAL’ in Ahmedabad from April 2021 and will start production in Ghiloth and Rajasthan from September 2021. In future, it also plans to put up a water tank plant in Hosur, for this the order of machinery is already placed.

The company also launched a few new water tanks with a unique feature as India’s 1st Water Tank with an “Anti-Viral\* Copper Shield” 3 and 4 layered product. Its unique anti-microbial technology with active copper fortification keeps the water fresh, clean and free from bacteria, virus, fungi, algae and virus including SARS-COV-2. The company is soon planning to launch tanks of all sizes. The new addition in the product offering will help Astral author a next chapter of success and will establish it as a prominent player in building materials industry.

*\*Disclaimer: \*For usage under normal conditions • Testing is done as per ISO21702: 2019, ISO 22196, ASTM G 29 and JIS Z2801 by NABL accredited Lab for specific strain of virus & microbes and samples are tested for treated and non-treated inner surface layer of water tank • Product does not claim to cure or prevent living species from any disease including Covid-19 • Follow all precautions and guidelines specified by G.O.I. • For other details refer product literature given at [www.astralpipes.com](http://www.astralpipes.com)*

## MANUFACTURING FACILITIES



SANTEJ  
PIPES & WATER TANKS

**77,265 M.T.**



GHILOTH  
PIPES

**26,558 M.T.**



SANGLI  
PIPES

**32,422 M.T.**



DHOLKA  
PIPES

**56,864 M.T.**



SITARGANJ  
PIPES

**5,077 M.T.**



HOSUR  
PIPES

**46,356 M.T.**



AURANGABAD  
WATER TANKS

**13,404 M.T.**

## FINANCIAL PERFORMANCE (Standalone)

(₹ In Million except as stated otherwise)

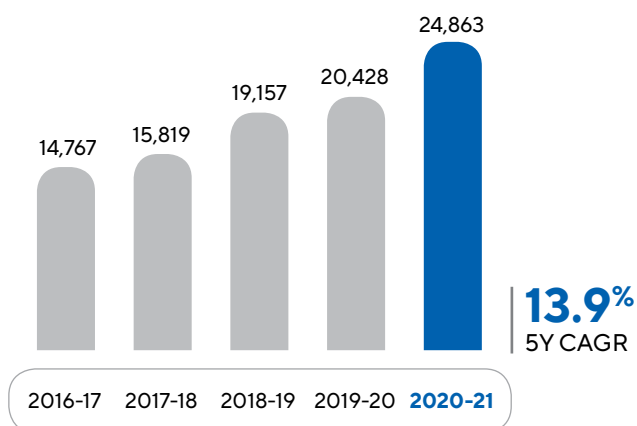
Particulars	2016-17	2017-18	2018-19	2019-20	2020-21
Capacity (In M.T.)	137,708	152,101	205,290	238,730	257,946
Utilisation (In M.T.)	87,694	105,753	120,821	135,636	130,338
Sales	16,473	16,026	19,121	20,385	24,823
Less : Excise Duty	1,714	227	-	-	-
Net Sales	14,759	15,799	19,121	20,385	24,823
Other Income	90	131	151	152	247
Total Income	14,849	15,930	19,272	20,537	25,070
PBIDT	2,153	2,477	3,154	3,806	5,552
Interest	137	132	219	170	76
Profit Before Depreciation, Tax & Exceptional Items	2,016	2,345	2,935	3,636	5,476
Depreciation	417	467	671	899	962
Profit Before Tax & Exceptional Items	1,599	1,878	2,264	2,737	4,514
Exceptional Items including Exchange Loss	(6)	(72)	(82)	(192)	(123)
Profit Before Tax	1,593	1,806	2,182	2,545	4,391
Tax	526	616	768	537	1,122
Net Profit	1,067	1,190	1,414	2,008	3,269
Other Comprehensive Income (Net of tax)	(2)	-	(1)	(2)	2
Total Comprehensive Income	1,065	1,190	1,413	2,006	3,271
Paid Up Equity Capital	120	120	120	151	201
Reserve and Surplus <sup>1</sup>	8,230	9,356	11,408	13,154	16,238
Shareholders' Funds	8,350	9,476	11,528	13,305	16,439
Loans (Long term)	985	734	1,213	891	89
Deferred Tax Liability (Net)	262	288	466	372	373
Capital Employed <sup>2</sup>	9,429	9,856	12,446	14,167	16,397
Gross Fixed Assets <sup>3</sup>	4,858	5,713	8,097	10,342	11,824
Capital Work In Progress	173	647	775	426	522
Net Fixed Assets <sup>4</sup>	4,079	4,474	6,254	7,681	8,269
Net Current Assets	1,722	1,668	1,548	2,006	3,740
Book Value Per Equity Share (in ₹) (Restated for bonus impact)	41.83	47.46	57.49	66.23	81.82
Earning Per Equity Share (in ₹) (Restated for bonus impact)	5.34	5.96	7.05	10.00	16.27
Cash Earning Per Equity Share (in ₹) <sup>5</sup> (Restated for bonus impact)	7.67	8.58	10.95	14.10	21.68
Dividend (in %) <sup>6</sup>	50%	60%	70%	100%	100%
Debt : Equity ( Long Term Debt/Total Net Worth)	0.18	0.12	0.15	0.09	0.02

1. Excluding Revaluation Reserves and reducing miscellaneous expenditure
2. Excluding Revaluation Reserves, Miscellaneous Expenditure and Capital Work in Progress
3. Excluding Goodwill, Brand and Capital Work in Progress.
4. Excluding Revaluation Reserves, Goodwill, Brand and Capital Work in Progress.
5. Cash profit considered for cash earning per share is Net Profit + Depreciation + Deferred tax + Exceptional item excluding foreign exchange loss.
6. Dividend for the year 2017-18 and 2018-19 includes final dividend declared at 35% and 40% respectively by Board of Directors in their meeting held and approved by shareholders in AGM.

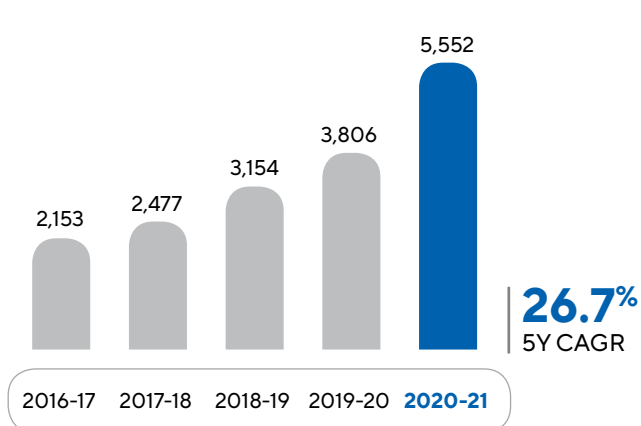
Exceptional items for the year 2017-18, 2018-19, 2019-20 and 2020-21 includes ₹ 30 Million, ₹ 20 Million, ₹ 25 Million and ₹ 123 Million respectively for provision made by company for diminution on its investment in Joint Venture viz : Astral Pipes Ltd.

## FINANCIAL PERFORMANCE (Standalone)

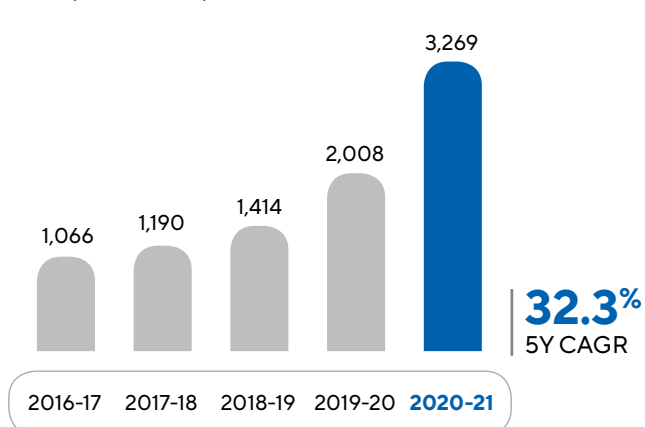
## Net Revenue (₹ Million)



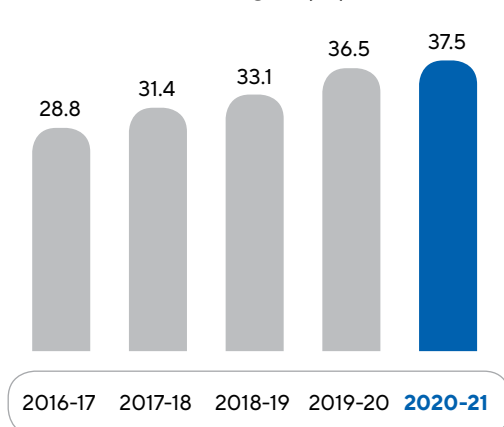
## EBITDA (₹ Million)



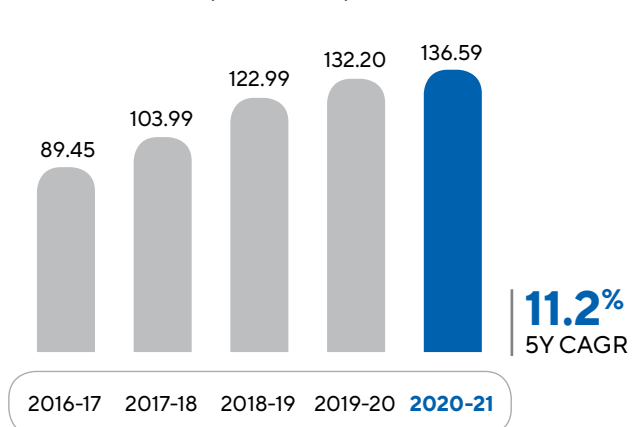
## PAT (₹ Million)



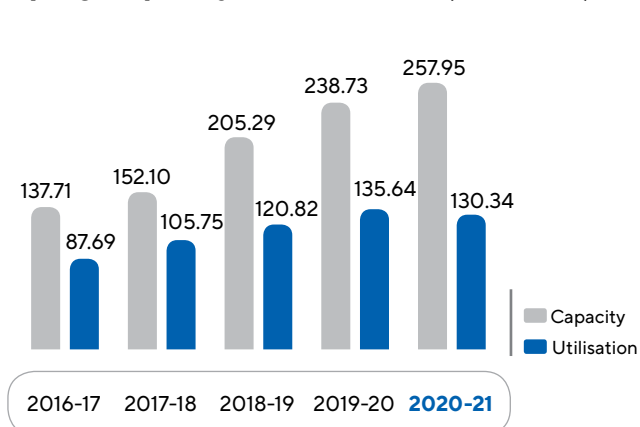
## Gross Profit Margin (%)



## Sales Volume ('000 MT)



## Piping Capacity Vs Utilization ('000 MT)





## BUSINESS SEGMENTS (Contd.)

### ADHESIVES AND SEALANTS

Firmly established as a major player in the market and serving customers across Europe, the Middle East, Africa, Asia and North America, Astral offers a comprehensive range of competitively priced products

Since entering the segment in 2014, Astral has evolved to become one of the leading manufacturers of adhesives & sealants. The company manufactures a diversified range of adhesives, sealants, putties and construction aids which are used in varied applications like maintenance, automotive, wood care, construction care, tiling, levelling and repairs, membranes and coating, piping adhesives, and also adhesive tapes.

For almost two decades, Bond It has been a manufacturer of high performance, high quality building chemicals such as sealants, adhesives, grouts, cleaners, expanding foams, fillers, decorating sundries, landscaping products and other similar products. Now firmly established as a major player in the market and serving customers of UK, across Europe, the

Middle East, Africa, Asia and North America, Astral offers a comprehensive range of competitively priced products which cater for the widest range of needs.

The company has 3 strategically located plants in India with a capacity of 64,348 MTPA (at Santej - Gujarat, Rania - Uttar Pradesh, and Unnao - Uttar Pradesh) and internationally at 2 locations at USA and UK with a combined capacity of 27,828 MTPA.

Astral's manufacturing strength in this segment is the backward integration which has helped it to maintain quality standards and develop innovative products to cater to the growing customer requirements. The company has a strong distribution network of over 1,300+ distributors and 1,30,000+ dealers spread across the country.

### PRODUCTS

EPOXY ADHESIVES & PUTTY	TWO PART EPOXY ADHESIVE 	CONSTRUCTION CHEMICALS	you build, we protect 
	STRONG EPOXY PUTTY 		RUBBER ADHESIVE SYNTHETIC RUBBER BASED CONTACT ADHESIVES 
SILICONE SEALANTS	Extensive Range of Silicone Sealants 	ADMIXTURES	you build, we protect 
	Premium Adhesives & Sealants 		CYANOACRYLATE Instant Adhesive 
PVA	PREMIUM SYNTHETIC ADHESIVES 	MEMBRANE & COATING	you build, we protect 

PRODUCTS (Contd.)

SOLVENT CEMENTS


**SOLVOBOND**  
HIGH QUALITY SOLVENT CEMENTS




**AMROW**




**TRUZO**




**PLAST|WELD**



**WELD-ON**



**WELD-ON**



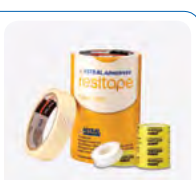
PRIMER

**RESCUETAPE**

Multipurpose Self-fusing Tape



**resitape**



TAPES

INDUSTRIAL ADHESIVES

**PEST FREE**

Eco-friendly Wood Preservative



**FILLX**




**RESIWAX**  
WAX POLISH



CLEARACRYLIC ADHESIVES

**BONDFIX XR**




INSTANT HAND SANITIZER

**Resi Shield**



ANAEROBIC ADHESIVES

**RESIMET**  
ENGINEERING ADHESIVE



TILING, GROUTING & REPAIR MORTAR



MANUFACTURING FACILITIES



SANTEJ  
ADHESIVES & SEALANTS

**28,178 M.T.**



RANIA  
ADHESIVES & SEALANTS

**23,397 M.T.**



UNNAO  
ADHESIVES

**12,773 M.T.**



SEAL IT, UK  
ADHESIVES & SEALANTS

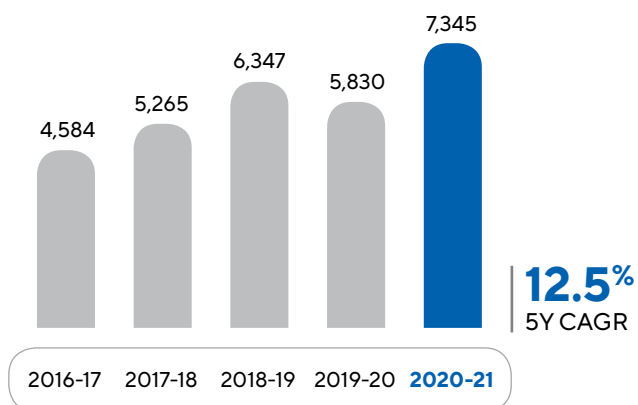


SEAL IT, USA  
SILICONE SELF-FUSING TAPES

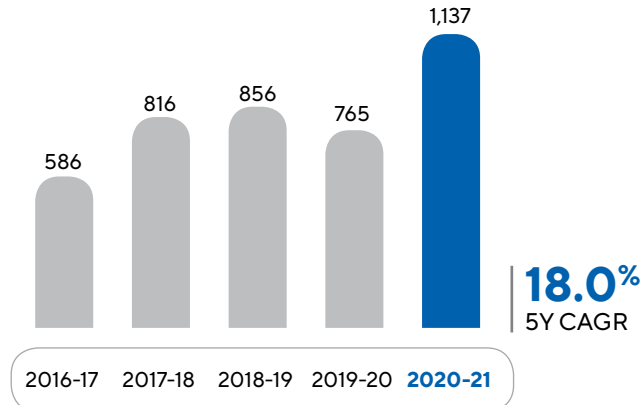
UK + USA  
**27,828 M.T.**

## FINANCIAL PERFORMANCE (Adhesives and Sealants)

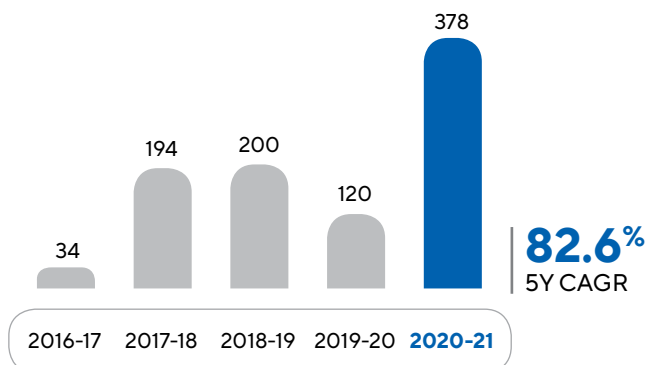
## Net Revenue (₹ Million)



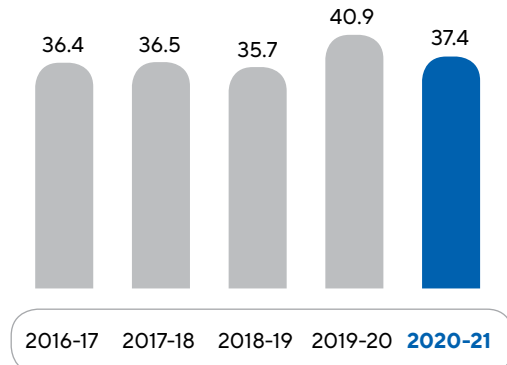
## EBITDA (₹ Million)



## PAT (₹ Million)



## Gross Profit Margin (%)



## MANAGING DIRECTOR'S MESSAGE



### Dear Shareholders,

I hope that you and your loved ones are staying safe and healthy in these difficult times. This year has been very challenging for everyone with the COVID-19 pandemic. Not only has the pandemic impaired livelihoods and businesses, but also tested the limits of our resilience. To ensure the safety of our Astral family, we provided the best treatment available to not only all our staff members who were affected by the pandemic but also any of their family members and we underwent a vigorous vaccination drive across our plants and offices. We also did our best by giving back to society by donating biotech equipment, oxygen concentrators, medicines to many hospitals during the pandemic, and we also set up two oxygen plants at our location to address the oxygen shortage faced by many hospitals.

Even amidst all these challenges, I am pleased to inform you that your company delivered its best financial performance during one of the worst humanitarian crises

“ *Building on our mission to grow, we have been constantly innovating to add to our diverse portfolio of products. Our R&D and senior management teams have been working relentlessly on new product launches, new technologies, and new market opportunities.* ”

of modern history, and I would like to congratulate and thank the remarkable Astral team for their unwavering and determined work ethics for making this milestone possible.

Building on our mission to grow, we have been constantly innovating to add to our diverse portfolio of products. Our R&D and senior management teams have been working relentlessly on new product launches, new technologies, and new market opportunities. We have added various new value-added varieties of products under valve category. We will also be the first Indian company to make an indigenously developed compound for fire sprinklers called Fire Pro and we will also be the first and the only manufacturer of CPVC composite pipes. This year, we have also successfully added the water tanks product basket whose prospects are promising across sectors like residential, commercial and industrial. We set up two plants facilities in Santej and Aurangabad for water tanks and also plan to start manufacturing water tanks from our plants in Rajasthan and Hosur soon.

Our strategic vision has been to decentralize and de-risk ourselves. In the coming financial year, we shall be adding three new plants for pipes and we will also be launching a new line of plastic water tanks. To propel Astral to new heights, the company has proposed a merger between Resinova and Astral Biochem as a part of our long-term strategy to synergize the businesses and optimize resources by creating cross-selling opportunities and overall economies of scale.

Astral's branding strategy has always been to maintain and grow by commanding a strong recall and presence in the minds of customers. We launched our marketing campaigns with our new brand ambassador, the one and only, Ranveer Singh, which has seen an exceptionally good response. As you know Astral Pipes has been awarded as The Most Trusted Pipe Brand by TRA Research for 2019 and 2020. This consumer trust is a result of consistent quality and product innovations and hence, the launch campaign with Ranveer Singh had been conceptualized based on the insight of consumer trust.

When I look back, the word that comes to my mind is "Gratitude". I would like to show my gratitude towards our people and our leadership team who have steered the company with resilience and executed very well in these testing times. I would also like to show my gratitude to our shareholders, customers, and partners for their continued trust and support throughout our journey. I hope and pray that all of us emerge stronger and come back to normal times soon and we can consistently strive to perform in the future, the way we have done this financial year.

Sincerely,

**Sandeep P. Engineer**

Chairman & Managing Director

## CFO'S MESSAGE

### Dear Shareholders,

As the effects of the pandemic continued to hover over the economy, Astral's strong and deep-rooted business and relentless efforts by the Astral team helped the company stay committed and resilient towards its growth path. The economic revival post the first lockdown aided by the government push drove the housing and infrastructure demand, which in turn augured extremely well for your company.

It gives me immense pride to inform you that we closed the financial year with one of the best performances in our history. Our consolidated Revenue grew year on year by 23% to ₹ 31,763 Million, while improving the EBITDA significantly by 46% year on year to ₹ 6,626 Million reflecting an EBITDA margin of 20.9% versus 17.6% in the last financial year. Our Profit after Tax grew by 64% to ₹ 4,082 Million while our Cash Profit grew by 47% to ₹ 5,247 Million. This revenue growth was a factor of both the divisions, i.e. Pipes and Adhesives performing very well on both the volume and value front, while the focus on value-added higher-margin products and economies of scale kicking in drove the profitability higher.

Our biggest highlight for the year has been the significant strengthening of our balance sheet. As you know that this has been an extremely high focus area for us, and I'm happy to report that we significantly improved our working capital cycle in this financial year from 41 days to 27 days. This improvement coupled with the improvements in our margins and cash profits, we closed the year with a strong net cash position in the hand of ₹ 4,094 Million.

As the company focuses on decentralizing, the company will add three locations to manufacture SWR, Agri, CPVC, and UPVC pipes at Sangli, Aurangabad, and Bhubaneswar. The merger with Resinova will improve the scale of operations, reduction in admin overhead, cross-selling, better brand recognition, and exploring many synergies. All these shall not only lead to a simplified group structure but also increase the economies of scale and ultimately enhance the group value and shareholder's value.

In the company's constant endeavor to grow via innovation and diversification, we are moving from three segments into four segments, i.e. Pipes, Infrastructure products, Adhesives, and now Tanks, with an overall market opportunity size of more than ₹ 65,000 Crores that is growing at a healthy pace as well. With the shift from unorganized to organized sector, one of the widest geographical and distribution reach, a strong brand recall, high focus on quality, and new product launches, Astral is strategically placed to cater to this rising demand.

Visualizing the immense unmet demand and the increasing need in each of our segments, the company has widened the prospective opportunities by staying committed to its growth mission. As a well-positioned player, we have stayed strong in these tough times of the



“*In the company's constant endeavor to grow via innovation and diversification, we are moving from three segments into four segments, i.e. Pipes, Infrastructure products, Adhesives, and now Tanks, with an overall market opportunity size of more than ₹ 65,000 Crores that is growing at a healthy pace as well.*”

transitory economic slowdown brought by the COVID-19 virus. We continue to be confident in the demand scenario for the near and long-term future. I am optimistic that our investments in products, plant infrastructure, branding, and our people will lead to sustainable long-term value creation. Looking forward, I pray and hope for the pandemic to end soon. The aggressive vaccination drives and reduced covid cases are green shoots creating a light at the end of the tunnel.

Regards,

**Hiranand A. Savlani**

Chief Financial Officer

## ASTRAL BRAND

### *Ranveer Singh, the new face of Astral Pipes – India's most trusted pipe*

Astral Pipes has been awarded The Most Trusted Pipe Brand by TRA Research (for 2016, 2019 and 2020) and recognised as a Consumer Validated Superbrand - India (for 2017 and three consecutive years 2019, 2020 and 2021). This consumer trust is a result of consistent quality and product innovations and hence, the launch campaign with Ranveer Singh had been conceptualized based on insight of consumer trust.



## MARKETING INITIATIVES

Associate Partner



Official Sponsor



Team Sponsor



Official Partner



- Astral Pipes Co-Sponsored three IPL Teams in 2020
- Astral Pipes placed on jersey sleeve with respect to MI and KKR and on RCB helmet/ cap.
- IPL 2020 had historically highest viewership and benefitted our brand hugely
- Astral Adhesives co-sponsored Delhi Capitals and took BondTite branding on jersey sleeve
- The team went on to reach the IPL 2020 finals



- Executed successful online promotional campaign for Mirzapur 2 series – with BondTite
- The campaign went trending on social media and helped create buzz around the brand



## FUTURE PLANS / UPCOMING CAPEX



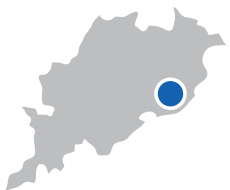
### Aurangabad

- The Aurangabad Plant will soon have pipe manufacturing capacity of 5,000 M.T.
- This will enable huge cost savings on logistics and increase operational profits
- The Plant will serve Central and West India Markets




### Sangli

- The Sangli Plant will have additional pipe manufacturing capacity of 8,856 M.T.
- Agri, SWR and GeoRex PVC pipes will be manufactured
- This will enable huge cost savings on logistics and increase operational profits
- The Plant will serve West and South Indian Markets



### Bhubaneswar

- The Bhubaneswar Plant will be operational by September 2021
- The production capacity in first phase will be 20,000 M.T., total capacity is 60,000 M.T.
- The new facility will manufacture pipes, fittings and water tanks
- Huge cost savings on logistics
- The Plant will serve East and North-East Indian Markets



3D LAYOUT OF PROPOSED PLANT BHUBANESHWAR



ACTUAL IMAGE AS ON 31/3/2021



ACTUAL IMAGE AS ON 31/3/2021



ACTUAL IMAGE AS ON 31/3/2021

## CSR INITIATIVES

### WATER PIPE LINE PROJECT HIWALI



**Water Pipeline for Village – Hiwali, Dist- Nashik, Maharashtra.**

This village faces acute water scarcity every summer. Astral Foundation facilitated Well deepening, pumps, storage and installation of 2.7 KM pipeline to fetch water to the village.

### EDUCATION



Smart Class set up provided for education and training to various institutes



Supported 123 students for scholarship and further studies



Smart Class set up for differently abled students



Renovation of old buildings of Angan wadi

## CSR INITIATIVES (Contd.)

### HEALTH



Mobile medical van facility under Aarogya project with technical support of District Health Department Gandhinagar District



Providing nutritional biscuits to pregnant women under Aarogya project



Healthy mother healthy baby project – providing medical aid to pregnant women



Organised consultation camp for children suffering from type-1 diabetes Rajkot



Congenital deformity correction surgery camp



Providing sanitary pads to adolescent girls without any cost



Senior citizen cataract surgery camp



Dead body van facilitated to AMC for community health

## CSR INITIATIVES (Contd.)

### WILDLIFE



Pipeline project using solar powered water pumps to move rain water up so as to maintain water holes for the wildlife



Solar pumps installation for providing water to wildlife at various places



Rescue and rehabilitation of displaced wildlife during the Assam floods



Project for mitigating inter-species disease transmission between wild, herbivore and domestic animals

### OTHERS



Facilitated with patrolling vehicles for the forest guards



Solar water Heaters provided to Andh Kalyan Kendra



Electrification of camps for anti-poaching guards



Vehicle and health care facilities provided to orphan children living in Shishu Gruh

# DIRECTORS' REPORT

Dear Shareholders,

Your Directors have pleasure in presenting the 25<sup>th</sup> Annual Report of your Company together with the Audited Statements of Accounts for the year ended March 31, 2021.

## 1. Financial Highlights:

The summary of Standalone and Consolidated Financial Results for the year ended March 31, 2021:

(₹ in Million)

Particulars	Standalone		Consolidated	
	FY 2020-21	FY 2019-20	FY 2020-21	FY 2019-20
Revenue from Operations	24,863	20,428	31,763	25,779
Other Income	207	109	251	121
Total Expenditure	19,518	16,731	25,318	21,350
<b>Profit Before Depreciation, Interest and Tax</b>	<b>5,552</b>	<b>3,806</b>	<b>6,696</b>	<b>4,550</b>
Finance Cost	76	337	131	394
Depreciation and amortization expense	962	899	1,165	1,079
<b>Profit Before Exceptional Item &amp; Tax</b>	<b>4,514</b>	<b>2,570</b>	<b>5,400</b>	<b>3,077</b>
Exceptional Items	123	25	-	-
Share of profit/(loss) of joint venture	-	-	(70)	(16)
<b>Profit Before Tax</b>	<b>4,391</b>	<b>2,545</b>	<b>5,330</b>	<b>3,061</b>
Tax expense	1,122	537	1,248	565
<b>Profit for the year</b>	<b>3,269</b>	<b>2,008</b>	<b>4,082</b>	<b>2,496</b>
<b>Add : Other Comprehensive Income (net of tax)</b>	<b>2</b>	<b>(2)</b>	<b>28</b>	<b>3</b>
<b>Total Comprehensive Income</b>	<b>3,271</b>	<b>2,006</b>	<b>4,110</b>	<b>2,499</b>
<b>Less: Currency Translation (Loss)/Gain</b>			<b>28</b>	<b>5</b>
<b>Total</b>	<b>3,271</b>	<b>2,006</b>	<b>4,082</b>	<b>2,494</b>
Attributable to:				
Non-Controlling Interest	-	-	38	17
Shareholders of the Company	3,271	2,006	4,044	2,477
<b>Surplus in Statement of Profit &amp; Loss brought forward</b>	<b>8,826</b>	<b>7,060</b>	<b>10,551</b>	<b>8,314</b>
<b>Amount Available for Appropriation</b>	<b>12,097</b>	<b>9,066</b>	<b>14,595</b>	<b>10,791</b>
Payment of Dividend (Including tax on dividend)	151	240	151	240
<b>Balance carried to Balance Sheet</b>	<b>11,946</b>	<b>8,826</b>	<b>14,444</b>	<b>10,551</b>

## 2. Dividend:

During the year under review, the Board of Directors declared and paid Interim Dividend of ₹ 1/- (100%) per equity share. Further your Directors have recommended a Final Dividend of ₹ 1/- (100%) per equity share for the financial year ended March 31, 2021 subject to approval of shareholders in the ensuing Annual General Meeting. With the above, the total dividend for the current year would be ₹ 2/- (200%) per equity share as compared to ₹ 1/- (100%) total dividend paid in the previous year. The Final Dividend if approved in the ensuing Annual General Meeting and Interim Dividend will absorb ₹ 352 Million during the year under review compared to ₹ 151 Million absorbed in the previous year.

### 3. Responding to an unprecedented challenge- The Covid-19 pandemic:

FY 2020-21 was an unprecedented year with Covid-19 pandemic impacting the globe and global supply chains, amidst biggest global health crisis ever faced by the world.

Your Company has shown resilience towards any challenges that have come to its way with an eagle-eyed focus towards growth and success. Even in one of the most challenging years in modern history caused by the Covid-19 pandemic, which impacted majority of global businesses with unimaginable losses, your Company continued on its growth journey and had one of its best financial performances in its history. Your Company was able to do so due to its relentless efforts towards innovation and performance. Your Company's robust financial and operating performance despite COVID-19 induced restrictions and economic challenges is reflective of its inherent strengths, sound strategy and brand strength.

In order to respond to the pandemic effectively, your Company navigated through these difficult times by developing and adopting a multi-pronged strategy. Your Company practised extreme care and caution towards the health and well-being of its employees. Your Company regularly adhered to various guidelines and advisories issued by the authorities from time to time including maintaining social distancing at all its Locations.

Your Company supported initiatives on healthcare, emergency meal distribution and free masks through its CSR activities.

### 4. Consolidated Financial and Operational Review:

- Consolidated Revenue from Operations has increased by 23% from ₹ 25,779 million to ₹ 31,763 million.
- Consolidated EBIDTA has increased by 46% from ₹ 4,534 million to ₹ 6,626 million.
- Consolidated Profit Before tax has increased by 74% from ₹ 3,061 million to ₹ 5,330 million.
- Consolidated Profit After tax has increased by 64% from ₹ 2,496 million to ₹ 4,082 million.

### 5. Project Implementation and Performance Review:

- During the year under review, your Company has increased its installed capacity by 8.05% from 238,730 M.T. to 257,946 M.T. Sales Volume of your Company has increased from 132,200 M.T. to 136,593 M.T.
- During the year under review, your Company has incurred capital expenditure to the tune of ₹ 1,208 Million towards plant & machineries, factory building and other capital expenditure.

### 6. Issue of Bonus Equity Shares

Your Directors are pleased to inform that during the year under review, your Company issued 5,02,26,942 bonus equity shares of ₹ 1/- each in the ratio of 1:3. Accordingly, the paid-up share capital of the Company was increased from ₹ 15,06,80,826 to ₹ 20,09,07,768.

### 7. Change of name:

During the year under review as a part of corporate re-branding, shareholders of the Company approved change of name of the Company from "Astral Poly Technik Limited" to "Astral Limited" by passing special resolution vide postal ballot dated March 9, 2021. The said change of name was also approved by the Registrar of Companies on April 12, 2021.

### 8. New Product:

During the year under review your Company entered into manufacturing and supply of plastic water storage tanks. Your Company acquired assets of running manufacturing unit of a company at Aurangabad, Maharashtra with its well-known brand "SARITA".

### 9. Subsidiary/Associate Companies:

As at March 31, 2021, your Company had 4 direct subsidiaries, 1 step down subsidiary and 1 associate company.

A statement containing salient features of the financial statement of subsidiary/joint venture (associate) companies in the prescribed format (i.e. Form AOC-1 as per Companies (Accounts) Rules, 2014) is attached to the financial statements of the Company.

In accordance with Section 136 of the Companies Act, 2013, the audited financial statements, including consolidated financial statements and audited accounts of each of the subsidiary are available at website of the company [www.astralpipes.com](http://www.astralpipes.com). These documents will also be available for inspection during working hours at the registered office of your Company at Ahmedabad, Gujarat. Any member interested in obtaining such document may write to the Company Secretary and the same shall be furnished on request.

### 10. Consolidated Financial Statements:

The Consolidated Financial Statements of your Company prepared in accordance with the provisions of the Companies Act, 2013, SEBI (Listing Obligation and Disclosure Requirements) Regulations, 2015 and applicable Accounting Standards issued by the Institute of Chartered Accountants of India form part of this Annual Report.

**11. Management Discussion and Analysis Report:**

Management Discussion and Analysis Report prepared pursuant to SEBI (Listing Obligations and Disclosure Requirements) Regulations, 2015 forms part of this Directors' Report.

**12. Corporate Governance:**

Corporate Governance Report prepared pursuant to SEBI (Listing Obligations and Disclosure Requirements) Regulations, 2015 forms part of this Directors' Report.

During the year under review, your company has complied with the applicable Secretarial Standards.

**13. Business Responsibility Report:**

Business Responsibility Report prepared pursuant to SEBI (Listing Obligations and Disclosure Requirements) Regulations, 2015 forms part of this Directors' Report.

**14. Insurance:**

The Fixed Assets and Stocks of your Company are adequately insured.

**15. Fixed Deposits:**

Your Company has not accepted any Fixed Deposits as defined under Section 73 of the Companies Act, 2013 and rules framed there under.

**16. Particulars of Loans, Guarantees or Investment:**

Details of Loans, Guarantees and Investments covered under the provisions of Section 186 of the Companies Act, 2013 are given in the notes to the Financial Statements.

**17. Corporate Social Responsibility:**

In accordance with the provisions of section 135 of the Companies Act, 2013 and the rules made thereunder, your Company has constituted Corporate Social Responsibility Committee of Directors. The role of the Committee is to review CSR activities of the Company periodically and recommend to the Board amount of expenditure to be spent on CSR annually.

Annual Report on CSR activities carried out by the Company during FY 2020-21 is enclosed as **Annexure - A** to this report.

**18. Directors' Responsibility Statement:**

Pursuant to the requirements under Section 134(3)(c) of the Companies Act, 2013, with respect to Directors'

Responsibility Statement, your Directors hereby confirm the following:

- a) In the preparation of the annual accounts for the financial year ended March 31, 2021, the applicable accounting standards have been followed;
- b) The directors have selected such accounting policies and applied consistently and made judgements and estimates that are reasonable and prudent so as to give a true and fair view of the state of affairs of the Company at the end of the financial year and of the profit and loss of the Company for that period;
- c) The directors have taken proper and sufficient care towards the maintenance of adequate accounting records in accordance with the provisions of the Companies Act, 2013 for safeguarding the assets of the Company and for preventing and detecting fraud and other irregularities;
- d) The directors have prepared the annual accounts on a going concern basis;
- e) The directors have laid down internal financial controls, which are adequate and operating effectively;
- f) The directors have devised proper systems to ensure compliance with the provisions of all applicable laws and such systems are adequate and operating effectively.

**19. Auditors:****Statutory Auditor:**

M/s. S R B C & Co. LLP, Chartered Accountants were appointed as Auditors of the Company, for a term of 5 (five) consecutive years, at the Annual General Meeting held on August 8, 2017. They have confirmed that they are not disqualified from continuing as Auditors of the Company.

The Notes on financial statement referred to in the Auditor's Report are self-explanatory and do not call for any further comments. The Auditor's Report does not contain any qualification, reservation, adverse remark or disclaimer.

**Cost Auditors:**

Pursuant to Section 148 of the Companies Act, 2013 read with the Companies (Cost Records and Audit) Rules, 2014, (including any statutory modifications and re-enactments thereof) the cost audit records maintained by the Company in respect of its plastic & polymers activity is required to be audited. Your Directors have, on the recommendation of the Audit Committee, appointed M/s V. H Savaliya & Associates, Cost Accountants to audit the cost accounts of the Company for the financial year 2021-22 at a remuneration of ₹ 0.12 Million. As required under the Companies Act, 2013, the



remuneration payable to the cost auditor is required to be placed before the members in a general meeting for their ratification. Accordingly, a resolution seeking members' ratification for the remuneration payable to M/s V. H Savaliya & Associates is included in the Notice convening the ensuing Annual General Meeting.

Cost Audit Report for the year 2020-21 will be submitted to the Central Government in due course.

**Secretarial Audit:**

Pursuant to the provisions of Section 204 of the Companies Act, 2013 and the Companies (Appointment and Remuneration of Managerial Personnel) Rules, 2014, the Board of Directors appointed Ms. Monica Kanuga, Practicing Company Secretary, to undertake the Secretarial Audit of the Company for FY 2020-21. Secretarial Audit Report for FY 2020-21 is enclosed as **Annexure – B1** to this report.

As per regulation 24A of SEBI (LODR) regulation, 2015 as amended from time to time, your Company's unlisted material subsidiary viz. Resinova Chemie Limited has undertaken Secretarial Audit for FY 2020-21. Copy of Secretarial Audit Reports of Resinova Chemie Limited is enclosed as **Annexure - B2**.

The Secretarial Audit Report of your Company and Resinova Chemie Limited does not contain any qualification, reservation or adverse remark.

**20. Risk Management and Internal Financial Control:**

The Risk Management Policy of your Company provides for the proactive identification and prioritization of risks based on the scanning of the external environment and continuous monitoring of internal risk factors. Your Company has an Internal Financial Control System commensurate with the size, scale and complexity of its operations. Your Company has adopted proper system of Internal Control and Risk Management to ensure that all assets are safeguarded and protected against loss from unauthorised use or disposition and that the transactions are authorized, recorded and reported quickly.

**21. Significant and Material Orders:**

There are no significant and material orders passed by any regulator or court or tribunal impacting the going concern status and your Company's operations in future.

**22. Board Evaluation:**

The Board carried out an annual performance evaluation of its own performance and that of its committees and independent directors as per the formal mechanism for such evaluation adopted by the Board. The performance evaluation of the Chairman, the Non-Independent Directors and the Board as a whole was carried out by the Independent Directors in a separate meeting. The exercise of performance evaluation was carried out through a structured evaluation process covering

various criteria as recommended by the Nomination and Remuneration Committee.

**23. Related Party Transactions:**

Pursuant to the provisions of section 188 of Companies Act, 2013. All the related party transactions entered into during the financial year under review were in ordinary course of business and on an arm's length basis. There were no materially significant transactions with related parties during the financial year which were in conflict with the interest of the Company. Accordingly, information in form AOC-2 is not annexed.

All Related Party Transactions are placed before the Audit Committee and the Board for approval. Prior omnibus approval of the Audit Committee is obtained for the transactions which are of a foreseen and repetitive nature. The transactions entered into pursuant to the omnibus approval so granted are placed before the Audit Committee and the Board of Directors for their review and approval on a quarterly basis.

The policy on Related Party Transactions as approved by the Board is uploaded on the Company's website and the same can be accessed at [https://www.astralpipes.com/uploads/investor\\_broucher/1628097706\\_10\\_related\\_party\\_transactions\\_policy.pdf](https://www.astralpipes.com/uploads/investor_broucher/1628097706_10_related_party_transactions_policy.pdf). The details of the transactions with Related Party are provided in the accompanying financial statements.

**24. Numbers of Board Meetings:**

The Board of Directors met 6 (six) times during the year under review. The details of Board Meetings and the attendance of the Directors are provided in the Corporate Governance Report.

**25. Directors:****Retirements and Resignation:**

During the year under review, the terms of Mr. K.R. Shenoy, Independent Chairman and Mr. Pradip Desai, Independent Director of your Company ended on August 24, 2020. Further, Mr. Kyle Thompson, Non-Executive Director of your Company resigned w.e.f. July 9, 2020. The Board placed on record the support rendered by them during their term as Directors and expressed sense of appreciation and gratitude for the same.

**Appointment of Chairman:**

During the year under review, Mr. Sandeep P. Engineer, Managing Director was appointed as the Chairman of the Board of Directors w.e.f. August 25, 2020 upon expiry of tenure of Mr. K. R. Shenoy.

**Re-appointment:**

Pursuant to Section 152 of the Companies Act, 2013 and the Articles of Association of the Company, Mrs. Jagruti Engineer is liable to retire by rotation at the ensuing Annual General Meeting and being eligible, offers herself for re-appointment.

The requisite particulars in respect of Director seeking appointment/re-appointment are given in Notice convening the Annual General Meeting.

#### **Independent Director Declaration:**

The Company has received necessary declaration from each independent director under section 149(7) of the Companies Act, 2013 that they meet the criteria of independence laid down in section 149(6) of the Companies Act, 2013. The Independent Directors of the Company have confirmed that they have enrolled themselves in the Independent Directors' Databank maintained with the Indian Institute of Corporate Affairs ('IICA') in terms of Section 150 of the Companies Act, 2013 read with Rule 6 of the Companies (Appointment & Qualification of Directors) Rules, 2014.

#### **Declaration for non-disqualification:**

All the directors of the Company have confirmed that they are not disqualified from being appointed as directors in terms of Section 164 of the Companies Act, 2013.

#### **Policy for Directors appointment and remuneration:**

Details of policy of appointment and remuneration of directors has been provided in the Corporate Governance Report.

#### **26. Changes in Key Managerial Personnel:**

During the year under review, there was no change in Key Managerial Personnel.

#### **27. Reporting of Fraud:**

During the year under review, the Statutory Auditors, Cost Auditors and Secretarial Auditors have not reported any instances of frauds committed in the Company by its officers or employees, to the Audit Committee under Section 143(12) of the Companies Act, 2013. details of which needs to be mentioned in this Report.

#### **28. Prevention of Sexual Harassment:**

Your Company has zero tolerance towards sexual harassment at the workplace and have a policy on prevention, prohibition and redressal of sexual harassment at workplace in line with the provisions of the Sexual Harassment of Women at Workplace (Prevention, Prohibition and Redressal) Act, 2013 and the Rules thereunder. As required under law, an Internal Complaints Committee has been constituted for reporting and conducting inquiry into the complaints made by the victim on the harassments at the work place. During the year under review, there were no cases filed pursuant to the

Sexual Harassment of Women at Workplace (Prevention, Prohibition and Redressal) Act, 2013.

#### **29. Annual Return:**

Pursuant to Section 92(3) read with Section 134(3) (a) of the Companies Act, 2013, the Annual Return for the year ending on March 31, 2021 is available on the Company's website at [https://www.astralpipes.com/uploads/investor\\_broucher/1628097159\\_annual\\_return\\_2020-21.pdf](https://www.astralpipes.com/uploads/investor_broucher/1628097159_annual_return_2020-21.pdf).

#### **30. Employees Stock Option Scheme:**

Your Company approved formulation of Employee Stock Option Scheme ('ESOS') viz. Astral Employee Stock Option Scheme 2015 (Astral ESOS 2015) in October, 2015 which was further amended vide shareholders resolution passed in 24<sup>th</sup> Annual General Meeting held on August 21, 2020. The said scheme is administered by the Nomination and Remuneration Committee for the benefit of the employees of the Company. During the year under review, an aggregate of 12,413 stock options (post Bonus adjustment) at an exercise price of ₹ 30 per option (post Bonus adjustment) were granted to eligible employees.

There is no material change in Astral ESOS 2015 during the year under review and the Scheme is in compliance with Securities and Exchange Board of India (Share Based Employee Benefits) Regulations 2014. The disclosures as required under Regulation 14 of the said regulations have been placed on the investor relation page of the website of the Company at [https://www.astralpipes.com/uploads/investor\\_broucher/1628097031\\_esos\\_sebi\\_disclosure\\_-\\_2021.pdf](https://www.astralpipes.com/uploads/investor_broucher/1628097031_esos_sebi_disclosure_-_2021.pdf).

#### **31. Particulars of Employees:**

A statement containing the names and other particulars of employees in accordance with the provisions of section 197(12) of the Companies Act, 2013 read with rule 5(1) of the Companies (Appointment and Remuneration of Managerial Personnel) Rules, 2014 is appended as **Annexure - C** to this report.

The information required under Rules 5(2) and 5(3) of the Companies (Appointment and Remuneration of Managerial Personnel) Rules, 2014, forms part of this Annual Report. Having regard to the provisions of Section 134 and Section 136 of the Companies Act, 2013, the Reports and Accounts are being sent to the Members excluding such information. However, the said information is available for inspection by the Members at the Registered Office of the Company during business hours on working days of the Company up to the date of ensuing AGM. Any shareholder interested in obtaining a copy of such statement may write to the Company Secretary at the Registered Office of the Company.

### 32. Disclosure with Respect to Conservation of Energy, Technology Absorption and Foreign Exchange Earnings and Outgo:

The particulars under Section 134(3)(m) of the Companies Act, 2013, with respect to conservation of energy, technology absorption and foreign exchange earnings and outgo, pursuant to the Companies (Accounts) Rules, 2014 are provided in the **Annexure - D** to the Report.

### 33. Acknowledgments:

Your Company has maintained healthy, cordial and harmonious industrial relations at all levels. The enthusiasm and unstinted efforts of the employees have enabled your Company to remain at the forefront of the industry. Your Directors place on record their sincere appreciation for significant contributions made

by the employees through their dedication, hard work and commitment towards the success and growth of your Company. Your Directors take this opportunity to place on record their sense of gratitude to the Banks, Financial Institutions, Central and State Government Departments, their Local Authorities and other agencies working with the Company for their guidance and support.

On behalf of the Board of Directors

**Sandeep P. Engineer**  
Chairman & Managing Director  
DIN: 00067112

Date: May 18, 2021  
Place: Ahmedabad

## ANNEXURES TO DIRECTORS' REPORT

### ANNEXURE-A

#### REPORT ON CORPORATE SOCIAL RESPONSIBILITY

1. A brief outline on Company's CSR policy:

CSR policy of the Company encompasses the Company's philosophy for delineating its responsibility as a corporate citizen and lays down the guidelines and mechanism for undertaking socially useful programs for welfare & sustainable development of the community at large.

2. The Composition of CSR Committee:

The composition of the Committee is set out below:

Sl. No.	Name of Director	Designation / Nature of Directorship	Number of meetings of CSR Committee held during the year	Number of meetings of CSR Committee attended during the year
1	Mrs. Jagruti S. Engineer	Whole-time Director- Chairman	2	2
2	Mr. Viral M. Jhaveri <sup>2</sup>	Independent Director- Member	2	1
3	Mr. Sandeep P. Engineer <sup>2</sup>	Managing Director- Member	2	1
4	Mr. K.R. Shenoy <sup>1</sup>	Independent Director- Ex- chairman	2	1
5	Mr. Pradip N. Desai <sup>1</sup>	Independent Director- Ex-member	2	1

<sup>1</sup> Ceased as Independent Director w.e.f. August 25, 2020 due to completion of tenure

<sup>2</sup> Appointed as member of Committee w.e.f. August 25, 2020.

3. Web-link where Composition of CSR committee, CSR Policy and CSR projects approved by the board are disclosed on the website of the company: [https://www.astralpipes.com/uploads/investor\\_broucher/1628098785\\_csr\\_policy\\_composition\\_and\\_projects\\_2021.pdf](https://www.astralpipes.com/uploads/investor_broucher/1628098785_csr_policy_composition_and_projects_2021.pdf).
4. Details of Impact assessment of CSR projects carried out in pursuance of sub-rule (3) of rule 8 of the Companies (Corporate Social Responsibility Policy) Rules, 2014, if applicable (attach the report): Not Applicable.
5. Details of the amount available for set off in pursuance of sub-rule (3) of rule 7 of the Companies (Corporate Social Responsibility Policy) Rules, 2014 and amount required for set off for the financial year, if any:

Sl. No.	Financial Year	Amount available for set-off from preceding financial years (in ₹)	Amount required to be setoff for the financial year, if any (in ₹)
Not Applicable			

6. Average net profit of the company as per section 135(5):

₹ 2,253.33 Million

7.	(a) Two percent of average net profit of the company as per section 135(5)	₹ 45.07 Million
	(b) Surplus arising out of the CSR projects or programmes or activities of the previous financial years.	NA
	(c) Amount required to be set off for the financial year, if any	NA
	(d) Total CSR obligation for the financial year (7a+7b-7c).	₹ 45.07 Million

Based on the average net profit of the Company for the last 3 financial years, the Company is required to spend ₹ 45.07 Million, however the Company as a good corporate citizen has spent ₹ 45.23 Million.

8. (a) CSR amount spent or unspent for the financial year:

Total Amount Spent for the Financial Year. (in ₹ Million)	Amount Unspent (in ₹)				
	Total Amount transferred to Unspent CSR Account as per section 135(6).		Amount transferred to any fund specified under Schedule VII as per second proviso to section 135(5).		
	Amount	Date of transfer.	Name of the Fund	Amount	Date of transfer.
45.23	-	-	-	-	-

(b) Details of CSR amount spent against ongoing projects for the financial year: Not Applicable.

(c) Details of CSR amount spent against other than ongoing projects for the financial year:

(1) Sl. No.	(2) Name of the Project	(3) Item from the list of activities in Schedule VII to the Act	(4) Local area (Yes/No).	(5) Location of the project.		(6) Amount spent for the project (in Million)	(7) Mode of Implementation - Direct (Yes/No).	(8) Mode of Implementation - Through Implementing Agency	
				State	District			Name	CSR Registration number.
1	Financial aid in COVID 19 situation to support plumber community.	xii	Yes	PAN india		2.55	Yes	-	-
	Distribution of Grocery kits and commodity kits during COVID situation.		Yes	Gujarat, Bihar	Ahmedabad, Gandhinagar, Bhuj, Darbhanga.	1.44	Both Direct and Indirect	Astral Charitable Trust	CSR00003228
	Provided medical equipment's to SVP Hospital.		Yes	Gujarat	Ahmedabad	0.05	Yes	-	-
	Distribution of free Masks.		Yes	Gujarat	Ahmedabad	0.87	Both Direct and Indirect	Astral Charitable Trust	CSR00003228
	Provided financial aid During lockdown to drivers and guides of Ranthambore Tiger reserve.		No	Rajasthan	Sawai Madhopur	0.50	No	Guardbook Conservation Foundation	CSR00000359

(1) Sl. No.	(2) Name of the Project	(3) Item from the list of activities in Schedule VII to the Act	(4) Local area (Yes/No).	(5) Location of the project.		(6) Amount spent for the project (in Million)	(7) Mode of Implementation - Direct (Yes/No).	(8) Mode of Implementation - Through Implementing Agency	
				State	District			Name	CSR Registration number.
	Contribution for providing PPE kit's.		Yes	Gujarat	Ahmedabad	0.50	No	CIMS Foundation	CSR00003995
2.	Contribution to Wild life trust of India for Rescue and Rehabilitation of displaced Wild animals during floods in Brahmaputra - Assam.	iv	No	Assam	Brahmaputra	0.50	No	wildlife trust of india	CSR00003675
	Contribution towards fodder for cows in cowshed.		Yes	Gujarat	Ahmedabad	0.50	No	Shree Bhagwat Vidyapeeth Trust	-
	Contribution for providing drinking water to animals at high point		No	Rajasthan	Sawai Madhopur	1.05	No	Guardbook Conservation Foundation	CSR00000359
	Contribution for conducting awareness programs at Panna tiger reserve.		No	Madhya Pradesh	Panna	0.90	No	Last Wilderness Foundation	CSR00006952
	Contribution to Wildlife trust of india for following projects: 1) Rapid Action Project. 2) Securing The Right of Passage of Asian Elephants in India (Green Corridor Champion Project, GCC			Goa, Gujarat, Odisha	Goa, Kutch, Uttarakhand	0.70	No	Wildlife trust of india	CSR00003675
	Contribution for security of animals at Ranthambore tiger reserve.		No	Rajasthan	Sawai Madhopur	2.72	No	Guardbook Conservation Foundation	CSR00000359
	Contribution for solar pump installation and other solar powered projects.		No	Karnataka, Madhya Pradesh & Rajasthan.	Chamarajanaga, Mandla, Jaipur, Umria	4.34	No	Earth Brigade Foundation, Guardbook Conservation Foundation, Astral Foundation.	CSR00001078 CSR00000359 CSR00001644
	Contribution for Pipeline project at Ranthambhor Tiger reserve.		No	Rajasthan	Sawai Madhopur	2.45	No	Guardbook Conservation Foundation	CSR00000359

(1) Sl. No.	(2) Name of the Project	(3) Item from the list of activities in Schedule VII to the Act	(4) Local area (Yes/No).	(5) Location of the project.		(6) Amount spent for the project (in Million)	(7) Mode of Implementation - Direct (Yes/No).	(8) Mode of Implementation - Through Implementing Agency	
				State	District			Name	CSR Registration number.
2.	Contribution for mitigating inter-species disease transmission.	iv	No	Madhya Pradesh	Umaria	1.02	No	Wildlife Conservation trust	CSR00003682
3.	Contribution for financial aid to poor patients.	i	Yes	Gujarat	Ahmedabad, Rajkot, Bhavnagar, Arvalli.	7.03	Both Direct and Indirect	CIMS Foundation	CSR00003995
							Juvenile diabetes foundation	-	
								Smt. Parsanben Narandas Ramji Shah (Talajawala) Society Bhavnagar	-
	Contribution to Abhaya Project for distribution of Sanitary Pads.		Yes	Gujarat	Gandhinagar	0.02	Yes	-	-
	Contribution for medical and educational help of poor peoples.		No	Maharashtra	Mumbai	0.05	No	Brihan Mumbai licensed plumber association	-
	Donated emergency van to Fire and Emergency Department, Ahmedabad Municipal Corporation for carrying dead bodies/injured people.		Yes	Gujarat	Ahmedabad	2.72	Yes	-	-
	Contribution for distributed of grocery kit.		Yes	Gujarat	Ahmedabad	0.32	No	Astral Foundation	CSR00001644
	Contribution for "I Save water campaign" project.		Yes	Gujarat	Ahmedabad	0.10	No	The Rotary club Ahmedabad Metro charitable trust	-
Contribution for project "Healthy Mother Healthy Baby"	Yes	Gujarat	Arvalli	1.00	No	Shri Jalaram Arogya Seva Trust	-		

(1) Sl. No.	(2) Name of the Project	(3) Item from the list of activities in Schedule VII to the Act	(4) Local area (Yes/No).	(5) Location of the project.		(6) Amount spent for the project (in Million)	(7) Mode of Implementation - Direct (Yes/No).	(8) Mode of Implementation - Through Implementing Agency	
				State	District			Name	CSR Registration number.
3.	Initiated "Aarogyam Project" with technical partnership of District Health department Gandhinagar district for distribution of nutritional biscuits and sanitary pads.	i	Yes	Gujarat	Gandhinagar	2.93	No	Astral Foundation	CSR00001644
	Infrastructure development for carrying out activities like yoga, day care for senior citizens and other related activities		Yes	Gujarat	Ahmedabad	2.90	No	Astral Charitable trust	CSR00003228
4.	Provide various equipments to school for deaf and mutes society.	ii	Yes	Gujarat	Ahmedabad	0.04	No	Astral Charitable Trust	CSR00003228
	Provided printer to Shri srikanteshwara vidya Samasthe for Education purpose.		No	Karnataka	Mysore	0.09	Yes	-	-
	Contribution for restructuring and renovating "Sanavad Aanganwadi" building.		Yes	Gujarat	Gandhinagar	0.52	Yes	-	-
	Contribution towards setting up of smart classrooms.		Yes	Gujarat	Ahmedabad, Vadodra, Rajkot, Surat, Gandhinagar, Kutch, Sabarkantha,	3.23	Both Directly and Indirectly	Astral Foundation	CSR00001644
	Distributed equipment's to enhance employment.		Yes	Gujarat	Kutch	0.16	Yes	-	-
	Astral foundation scholarship project.		Yes	Gujarat	Ahmedabad, Gandhinagar	2.51	No	Astral Foundation	CSR00001644



(1) Sl. No.	(2) Name of the Project	(3) Item from the list of activities in Schedule VII to the Act	(4) Local area (Yes/No).	(5) Location of the project.		(6) Amount spent for the project (in Million)	(7) Mode of Implementation - Direct (Yes/No).	(8) Mode of Implementation - Through Implementing Agency	
				State	District			Name	CSR Registration number.
5.	Contribution for providing day to day essentials commodities to home for mentally challenged girls.	iii	Yes	Gujarat	Ahmedabad	0.01	No	Astral Charitable Trust	CSR00003228
	Provided essential equipment's to Navjyot Andhjan Mandal hostel.		Yes	Gujarat	Ahmedabad	0.03	Yes	-	-
	Contribution to "Vadilo ni duniya"-Old age home For Strengthening Infrastructure.		Yes	Gujarat	Ahmedabad	0.08	Yes	-	-
	Contribution for providing essential commodities for day to day activity for old age home.		Yes	Gujarat	Ahmedabad	0.06	No	Astral Foundation	CSR00001644
	Contribution for Astral Aashiyana project.		Yes	Gujarat	Ahmedabad	1.34	No	Astral Foundation	CSR00001644
<b>Total</b>						<b>45.23</b>			

- (d) Amount spent in Administrative Overheads : Nil
- (e) Amount spent on Impact Assessment, if applicable : Not Applicable
- (f) Total amount spent for the Financial Year : ₹ 45.23 Million  
(8b+8c+8d+8e)
- (g) Excess amount for set off, if any:

Sl. No.	Particulars	Amount (in ₹ Million)
1.	Two percent of average net profit of the company as per section 135(5)	45.07
2.	Total amount spent for the Financial Year	45.23
3.	Excess amount spent for the financial year [(ii)-(i)]	0.16
4.	Surplus arising out of the CSR projects or programmes or activities of the previous financial years, if any	-
5.	Amount available for set off in succeeding financial years [(3)-(4)]	0.16

9. (a) Details of Unspent CSR amount for the preceding three financial years: Not Applicable
- (b) Details of CSR amount spent in the financial year for ongoing projects of the preceding financial year(s): Not Applicable
10. In case of creation or acquisition of capital asset, furnish the details relating to the asset so created or acquired through CSR spent in the financial year (Asset wise):
- (a) Date of creation or acquisition of the capital asset(s) : Not Applicable
- (b) Amount of CSR spent for creation or acquisition of capital asset. : Not Applicable
- (c) Details of the entity or public authority or beneficiary under whose name such capital asset is registered, their address etc. : Not Applicable
- (d) Provide details of the capital asset(s) created or acquired (including complete address and location of the capital asset). : Not Applicable
11. Specify the reason(s), if the company has failed to spend two per cent of the average net profit as per section 135(5). : Not Applicable

**Jagruti S. Engineer**  
Chairman of CSR Committee  
DIN: 00067276

**Sandeep P. Engineer**  
Chairman & Managing Director  
DIN: 00067112

Date: May 18, 2021  
Place: Ahmedabad

## ANNEXURE B1 FORM No. MR - 3

### SECRETARIAL AUDIT REPORT

For the financial year ended March 31, 2021

[Pursuant to Section 204(1) of the Companies Act, 2013 and Rule No. 9 of the Companies (Appointment and Remuneration Personnel) Rules, 2014]

To,  
The Members,  
**Astral Limited**  
(Erstwhile Astral Poly Technik Limited)  
"Astral House"  
207/1, B/h. Rajpath Club,  
Off S.G. Highway,  
Ahmedabad - 380059.

I have conducted the secretarial audit of the compliance of applicable statutory provisions and the adherence to good corporate practices by Astral Limited (Erstwhile Astral Poly Technik Limited) (hereinafter called the "Company") (CIN : L25200GJ1996PLC029134). Secretarial Audit was conducted in a manner that provided me a reasonable basis for evaluating the corporate conducts/statutory compliances and expressing my opinion thereon.

Based on my verification of the Company's books, papers, minute books, forms and returns filed and other records maintained by the company and also the information provided by the Company, its officers, agents and authorized representatives during the conduct of secretarial audit, I hereby report that in my opinion, the company has generally, during the audit period covering the financial year ended on March 31, 2021, complied with the statutory provisions listed hereunder and also that the Company has proper Board-processes and compliance-mechanism in place to the extent, in the manner and subject to the reporting made hereinafter:

I have examined the books, papers, minute books, forms and returns filed and other records maintained by the Company for the financial year ended on March 31, 2021 according to the provisions of:

1. The Companies Act, 2013 (the Act) and the rules made thereunder;
2. The Securities Contracts (Regulation) Act, 1956 ('SCRA') and the rules made thereunder;
3. The Depositories Act, 1996 and the Regulations and Bye-laws framed thereunder;
4. Foreign Exchange Management Act, 1999 and the rules and regulations made thereunder to the extent of Foreign Direct Investment, Overseas Direct Investment and External commercial Borrowings;

5. The following Regulations and Guidelines prescribed under the Securities and Exchange Board of India Act, 1992 ('SEBI Act') :-

- a. The Securities and Exchange Board of India (Substantial Acquisition of Shares and Takeovers) Regulations, 2011;
- b. The Securities and Exchange Board of India (Prohibition of Insider Trading) Regulations, 2015;
- c. The Securities and Exchange Board of India (Issue of Capital and Disclosure Requirements) Regulations, 2018;
- d. The Securities and Exchange Board of India (Share Based Employee Benefit) Regulations, 2014;
- e. The Securities and Exchange Board of India (Registrars to an Issue and Share Transfer Agents) Regulations, 1993 regarding the Companies Act and dealing with client;

6. No specific laws are applicable to the industry in which the Company operates. The same has also been confirmed by the Management.

I have also examined compliance with the applicable clauses of the following:

- (i) Secretarial Standards issued by the Institute of Company Secretaries of India.
- (ii) Securities and Exchange Board of India (Listing Obligations and Disclosure Requirements) Regulations, 2015.

During the period under review the Company has generally complied with the provisions of the Act, Rules Regulations, Guidelines, Standards, etc. mentioned above.

During the period under review, provisions of the following regulations were not applicable to the Company:

- (i) The Securities and Exchange Board of India (Issue and Listing of Debt Securities) Regulations, 2008;
- (ii) The Securities and Exchange Board of India (Delisting of Equity Shares) Regulations, 2009;
- (iii) The Securities and Exchange Board of India (Buyback of Securities) Regulations, 2018.

**I further report that:**

The Board of Directors of the Company is duly constituted with proper balance of Executive Directors, Non-Executive Directors and Independent Directors. The changes in the composition of the Board of Directors that took place during the period under review were carried out in compliance with the provisions of the Act.

Adequate notice is given to all directors to schedule the Board Meetings, agenda and detailed notes on agenda were sent at least seven days in advance, and a system exists for seeking and obtaining further information and clarifications on the agenda items before the meetings and for meaningful participation at the meeting.

All decisions at the meeting of the Board of Directors / Committees of the Board were taken unanimously as recorded in the minutes of the meetings and no dissenting views have been recorded.

**I further report that** there are adequate systems and processes in the company commensurate with the size and operations of the company to monitor and ensure compliance with applicable laws, rules, regulations and guidelines.

**I further report that** during the audit period :

- (i) The Company has issued Bonus Shares in the ratio of One Equity share for every Three Equity Shares held.
- (ii) The shareholders of the Company have passed the special resolution by postal ballot on March 9, 2021 to change the name of the Company to Astral Limited. The fresh Certificate of Incorporation consequent to the change of name was issued by the Ministry of Corporate Affairs on April 12, 2021.

Place : Ahmedabad  
Date : May 18, 2021

Signature :  
Name of PCS : Monica Kanuga  
FCS No. : 3868  
C P No. : 2125  
UDIN : F003868C000323651

**ANNEXURE A**

To,  
The Members,  
Astral Limited  
(Erstwhile Astral Poly Technik Limited)  
"Astral House", 207/1, B/h. Rajpath Club,  
Off S.G. Highway, Ahmedabad – 380059.

My report of even date is to be read along with this letter:

**1. Management's Responsibility**

Management is responsible for the maintenance of the Secretarial records and for the preparation and filing of forms, returns, documents for compliances and to ensure that they are free from material non compliance, whether due to fraud or error.

**2. Secretarial Auditor's Responsibility**

Secretarial Audit is a process of verification of records and documents on sample or test basis. My responsibility is to express an opinion on the secretarial compliances of certain laws by the Company on the basis of my audit. The audit practices and processes have been followed as deemed appropriate to provide reasonable assurance about the correctness of the records and the confirmation of compliance. My audit process has involved verification of records and dependence on Management representation and my opinion is based thereupon.

**3. Conduct of Company's Affairs**

The Secretarial Audit Report is neither an assurance as to the future viability of the Company nor of the efficacy or effectiveness with which the management has conducted the affairs of the company.

**4. Conduct of Audit**

The verification and examination of records was conducted online, as facilitated by the Company, due to Covid 19 and subsequent lockdown situation for the purpose of issuing this Report. However, necessary confirmation for the authenticity of the records received has been provided by the Company.

Place : Ahmedabad  
Date : May 18, 2021

Signature :  
Name of PCS : Monica Kanuga  
FCS No. : 3868  
C P No. : 2125

## ANNEXURE B2 FORM No. MR - 3

### SECRETARIAL AUDIT REPORT

For the financial year ended March 31, 2021

[Pursuant to section 204(1) of the Companies Act, 2013 and rule No. 9 of the Companies (Appointment and Remuneration Personnel Rules, 2014)]

To,  
The Members,  
**Resinova Chemie Limited**  
"Astral House"  
207/1, B/h. Rajpath Club,  
Off S.G. Highway,  
Ahmedabad - 380059.

I have conducted the secretarial audit of the compliance of applicable statutory provisions and the adherence to good corporate practices by Resinova Chemie Limited (hereinafter called the company). Secretarial Audit was conducted in a manner that provided me a reasonable basis for evaluating the corporate conducts/statutory compliances and expressing my opinion thereon.

Based on my verification of the Company's books, papers, minute books, forms and returns filed and other records maintained by the company and also the information provided by the Company, its officers, agents and authorized representatives during the conduct of secretarial audit, I hereby report that in my opinion, the company has, during the audit period covering the financial year ended on March 31, 2021 complied with the statutory provisions listed hereunder and also that the Company has proper Board-processes and compliance-mechanism in place to the extent, in the manner and subject to the reporting made hereinafter:

I have examined the books, papers, minute books, forms and returns filed and other records maintained by the Company for the financial year ended on March 31, 2021, according to the provisions of:

1. The Companies Act, 2013 (the Act) and the rules made thereunder;
2. The Depositories Act, 1996 and the Regulations and Bye-laws framed thereunder;
3. No specific laws are applicable to the industry in which the Company operates. The same has also been confirmed by the Management.

I have also examined compliance with applicable clauses of the following:

- (i) Secretarial Standards issued by The Institute of Company Secretaries of India.

During the period under review the Company has complied with the provisions of the Act, Rules Regulations, Guidelines, Standards, etc. mentioned above.

During the period under review, provisions of the following regulations were not applicable to the Company:

- (i) The Securities Contracts (Regulation) Act, 1956 ('SCRA') and the rules made thereunder;
- (ii) Foreign Exchange Management Act, 1999 and the rules and regulations made thereunder to the extent of Foreign Direct Investment, Overseas Direct Investment and External commercial Borrowings;
- (iii) The Securities and Exchange Board of India (Issue and Listing of Debt Securities) Regulations, 2008;
- (iv) The Securities and Exchange Board of India (Delisting of Equity Shares) Regulations, 2009;
- (v) The Securities and Exchange Board of India (Buyback of Securities) Regulations, 2018.
- (vi) The Securities and Exchange Board of India (Substantial Acquisition of Shares and Takeovers) Regulations, 2011;
- (vii) The Securities and Exchange Board of India (Prohibition of Insider Trading) Regulations, 2015;
- (viii) The Securities and Exchange Board of India (Issue of Capital and Disclosure Requirements) Regulations, 2018;
- (ix) The Securities and Exchange Board of India (Share Based Employee Benefit) Regulations, 2014;
- (x) The Securities and Exchange Board of India (Registrars to an Issue and Share Transfer Agents) Regulations, 1993 regarding the Companies Act and dealing with client;
- (xi) Securities and Exchange Board of India (Listing Obligations and Disclosure Requirements) Regulations, 2015

**I further report that:**

The Board of Directors of the Company is duly constituted with proper balance of Executive Directors, Non-Executive Directors and Independent Directors. The changes in the composition of the Board of Directors that took place during the period under review were carried out in compliance with the provisions of the Act.

Adequate notice is given to all directors to schedule the Board Meetings, agenda and detailed notes on agenda were sent at least seven days in advance, unless a shorter notice was agreed to by the Directors and a system exists for seeking and obtaining further information and clarifications on the agenda items before the meetings and for meaningful participation at the meeting.

All decisions at the meeting of the Board of Directors / Committees of the Board are taken unanimously as recorded in the minutes of the meetings and no dissenting views have been recorded.

**I further report that** there are adequate systems and processes in the company commensurate with the size and operations of the company to monitor and ensure compliance with applicable laws, rules, regulations and guidelines.

**I further report that** during the audit period, there was no other event/ action having major bearing on the Company's Affairs.

Place : Ahmedabad  
Date : May 18, 2021

Signature :  
Name of PCS : Monica Kanuga  
FCS No. : 3868  
C P No. : 2125  
UDIN : F003868C000323847

To,  
The Members,  
**Resinova Chemie Limited**  
"Astral House"  
207/1, B/h. Rajpath Club,  
Off S.G. Highway,  
Ahmedabad - 380059.

My report of even date is to be read along with this letter:

**1. Management's Responsibility**

Management is responsible for the maintenance of the Secretarial records and for the preparation and filing of forms, returns, documents for compliances and to ensure that they are free from material non compliance, whether due to fraud or error.

**2. Secretarial Auditor's Responsibility**

Secretarial Audit is a process of verification of records and documents on sample or test basis. My responsibility is to express an opinion on the secretarial compliances of certain laws by the Company on the basis of my audit. The audit practices and processes have been followed as deemed appropriate to provide reasonable assurance about the correctness of the records and the confirmation of compliance. My audit process has involved verification of records and dependence on Management representation and my opinion is based thereupon.

**3. Conduct of Company's Affairs**

The Secretarial Audit Report is neither an assurance as to the future viability of the Company nor of the efficacy or effectiveness with which the management has conducted the affairs of the company.

**4. Conduct of Audit**

The verification and examination of records was conducted online, as facilitated by the Company, due to Covid 19 and subsequent lockdown situation for the purpose of issuing this Report. The audit was conducted by examining relevant records accessed through or received by electronic mode and physical records were not inspected. However, necessary confirmation for the authenticity of the records received has been provided by the Company.

Place : Ahmedabad  
Date : May 18, 2021

Signature :  
Name of PCS : Monica Kanuga  
FCS No. : 3868  
C P No. : 2125

## ANNEXURE-C

### PARTICULARS OF EMPLOYEES

(Pursuant to rule 5(1) of the Companies (Appointment and Remuneration of Managerial Personnel) Rules 2014.

- The percentage increase in remuneration of each Director, Chief Financial Officer and Company Secretary during the Financial Year 2020-21, ratio of the remuneration of each Director to the median remuneration of the employees of the Company for the Financial Year 2020-21.

Sr. No.	Name of Directors/KMP	% increase in remuneration in FY 2020-21	Ratio of remuneration of each Director to median of remuneration of employees
1	Mr. K.R. Shenoy Independent Director & Chairman <sup>1</sup>	N.A.	N.A.
2	Mr. Sandeep Engineer Chairman & Managing Director	42	251
3	Mrs. Jagruti Engineer Whole Time Director	Nil	25
4	Mr. Kyle A. Thompson Ex- Non Executive Director <sup>2</sup>	N.A.	N.A.
5	Mr. Anil Kumar K. Jani Non- Executive Director	N.A.	N.A.
6	Mr. Pradip Desai Independent Director <sup>1</sup>	N.A.	N.A.
7	Mr. C.K. Gopal Independent Director	N.A.	N.A.
8	Mr. Viral M. Jhaveri Independent Director	N.A.	N.A.
9	Mrs. Kaushal D. Nakrani Independent Director	N.A.	N.A.
10	Mr. Hiranand A. Savlani Chief Financial Officer	8	137
11	Mr. Krunal D. Bhatt Company Secretary	7	7

<sup>1</sup> Ceased w.e.f. August 25, 2020 due to completion of tenure.

<sup>2</sup> Resigned w.e.f. July 9, 2020

- In the Financial Year, there was reduction of 10% in the median remuneration of employees.
- There were 1853 permanent employees on the rolls of Company as on March 31, 2021.
- There was decrease of 8% in average percentage in the salaries of employees other than the managerial personnel in the last financial year i.e. 2020-21, whereas the increase in the managerial remuneration for the same financial year was 37%. Increase in remuneration of managerial personnel is due to increase in variable pay linked to profitability which was highest in the history of the Company. The criteria for remuneration of managerial personnel is based on the remuneration policy as recommended by the Nomination & Remuneration Committee and approved by the Board of Directors and as per industry benchmarks.
- It is hereby affirmed that the remuneration paid is as per the Remuneration Policy of the Company.

## ANNEXURE D

### CONSERVATION OF ENERGY, TECHNOLOGY ABSORPTION AND FOREIGN EXCHANGE EARNINGS AND OUTGO:

Information as required under Section 134 of the Companies Act, 2013 read with the Companies (Accounts) Rules, 2014 is set out hereunder.

#### A. CONSERVATION OF ENERGY:

##### (i) Steps taken for conservation of energy:

Energy conservation continues to be the key focus area of your Company. The Company is making continuous effort for energy conservation. Effective measures have been taken to monitor consumption of energy during the process of manufacture. Continuous monitoring and awareness amongst employees has helped to avoid wastage of energy. The Company has continued taking following steps for conservation of energy during FY 2020-21:

- Replacement of conventional lights with efficient LED lights at Santej, Dholka and Sangli plant.
- Installed centralized MTU instead of separate MTU in injection moulding department at Santej plant.
- Replacement of reciprocating Compressor by Screw Compressor at Sangli plant.
- Efficient utilization of cooling tower during winter at Sangli plant.
- Switched to main CT by modifying TR Cooling Tower Load at Sangli plant
- Utilization of centralized water circulating pump by removing individual pumps at Ghilot plant.
- Increased storage capacity of tank and avoiding water overflow and chiller operation at Ghilot plant.
- Install UPS and in order to save diesel at Ghilot plant.
- Continuously we take necessary activities to educate and encourage employees to establish energy efficient practices.

##### (ii) Steps taken by the Company for utilising alternate sources of energy:

Solar power roof top panel Installed for Santej and total 276950 kWh generated and utilized, Dholka total 367560 kWh generated and utilized, Hosur total 285394 kWh generated and utilized. Also 2.2 MW Wind mills installed each for Santej and Dholka

plants at Morbi village to get clean energy from wind.

Wind Energy consumed at Santej total 5165761 kWh and at Dholka total 3053826 kWh.

Project work of solar power roof top panel installation is in completing stage for Sangli 518.76 kWp and Ghilot 1456.8 kWp, Energy generation will be starting from May-2021.

##### (iii) The capital investment on energy conservation equipment:

Your Company has invested Rs. 55.48 Million towards energy conservation equipment.

#### B. TECHNOLOGY ABSORPTION:

##### (i) Efforts made towards technology absorption:

Your Company lays considerable emphasis on quality maintenance and product enhancement. The Company is continuously trying to develop more and more products in its R & D Center. During the year under review, your Company has spent Rs. 9.58 Million for its ultramodern R & D center at its Plants and the Company now is in a position to carry out a lot of R & D activities in-house.

More and more emphasis has been given to the atomization process and Company has selected packaging operation as an area of immediate atomization. The Company has invested significant amount of resources for automization of pipe and fitting packaging operations.

##### (ii) The benefits derived like product improvement, cost reduction, product development or import substitution:

Your Company's efforts in quality, maintenance and product enhancement have resulted in better quality products at a low cost of production.

##### (iii) Information regarding imported technology:

Nil

##### (iv) Expenditure on R & D:

Your Company is regularly incurring R & D expenses. During the year under review, your Company has spent Rs. 9.58 Million on R & D expenses and the cost of



equipment purchased for R&D is shown under the head of Plant & Machineries and Laboratory Equipment. The said expenditures are tabled below:

(₹ In Million)

Expenditure on R&D	2020-21
(a) Capital Expenses	8.86
(b) Revenue Expenses	0.72
<b>Total (a)+(b)</b>	<b>9.58</b>
(c) Total R&D expenditure as percentage of turnover	0.04%

#### C. FOREIGN EXCHANGE EARNINGS AND OUTGO:

(₹ in Million)

Particulars	2020-21	2019-20
(a) Total Foreign Exchange used	4,370	4,981
(b) Total Foreign Exchange Earned	228	179

# MANAGEMENT DISCUSSION & ANALYSIS

## GLOBAL ECONOMY OVERVIEW

The Calendar Year 2020 was a great disruption unleashed by a viral pandemic that hit the world economy very hard. The pandemic spread like a forest fire, reaching every corner of the world, infecting more than 144 million and killing close to 2.8 million people worldwide (as of March 2021). For several months, uncertainties and panic paralysed most economic activities in both developed and developing economies. The pandemic has exposed the systemic vulnerability of the world economy. Building economic, social and environmental resilience must guide the recovery from the crisis.

World gross product fell by an estimated 4.3% in 2020, the sharpest contraction of global output since the Great Depression. The pandemic hit the developed economies the hardest, given the strict lockdown measures that many countries in Europe and several states of the United States of America imposed early on during the outbreak. The developing countries experienced a relatively less severe contraction, with output shrinking by 2.5% in 2020. Their economies are projected to grow by 5.7% in 2021.

Activity is expected to strengthen in the second half of this year and firm further next year, as improved COVID-19 management aided by ongoing vaccination allows for an easing of pandemic control measures. Global economic output is expected to expand 4% in 2021 but still remain more than 5% below pre-pandemic projections. Global growth is projected to moderate to 3.8% in 2022, weighed down by the pandemic's lasting damage to potential growth. The global recovery, which has been dampened in the near term by a resurgence of COVID-19 cases, is expected to strengthen over the forecast horizon as confidence, consumption, and trade gradually improve, supported by ongoing vaccination.

## INDIAN ECONOMY OVERVIEW

The Financial Year 2020-21 started with a Nation-wide lockdown in India although India emerged as the fastest-growing major economy in the world and is expected to be one of the top three economic powers in the world over the next 10-15 years, backed by its robust democracy and strong partnerships. The Economic Survey has projected that the economy will grow at 11%, up from an estimated historic decline of 7.7% in 2020-21, on account of the COVID-19 pandemic. Also, the vaccination drive is expected to provide an impetus for the restoration of contact-intensive sectors and a leading edge to the Indian pharma industry in the global market.

The Government of India, under its Make in India initiative, is trying to boost the contribution made by the manufacturing sector with an aim to take it to 25% of the GDP from the current 17%.

The government has the ambition of making India a USD 5 trillion economy by 2024 for which various initiatives have been undertaken in the last few years to improve ease of doing business, encourage Make in India, invite foreign companies to India with schemes like PLI (production-linked incentive) and tweak the legacy labour laws, Agri policies, etc.

With the shift in sentiment to reduce dependence on a single country i.e. China, we are seeing increasing interest from international companies wanting to invest in India. Interest is largely from Asia led by Japan, Korea and Thailand although we are also seeing interest from Europe. Some of these enquiries are in sectors such as agrochemicals, building products, logistics, packaging, and new-age technology including electronics, sectors where we have not seen significant interest in the past.

## GLOBAL PIPING INDUSTRY

The global plastic piping market is valued at USD 55,960 Mn and is expected to grow at a CAGR of 2.8% from the year 2021 to 2025 to reach at USD 62,410 Mn by 2025. In terms of volume, the global PVC pipes market has reached 24.51 million tons in 2020 and is expected to reach a volume of 30.25 million tons by 2025.

PVC pipes have gained popularity across the globe owing to their favourable properties such as light-weight, cost-effectiveness, easy installation and durability. Apart from this, their excellent heat and electrical insulation properties have led to their usage in electrical fittings. Moreover, they do not rot, wear or rust over time and can withstand rigorous shaking and extreme movement in earthquake-prone zones.

The primary drivers of piping and fitting industry is the rapid urbanization taking place in the infrastructure worldwide. The market is currently being driven by growing urbanisation, demanding larger and cost-effective sewage lines, rising construction activities, infrastructure developments along with growing demand in the chemical, oil & natural gas industry. Other than that many other industries such as mining and chemical industry, automotive and oil and gas industry are also likely to boost demand for plastic pipes.

## INDIAN PIPING INDUSTRY

The Indian plastic pipes and fittings industry is expected to reach ₹ 500-550 billion by the year 2025 growing at a CAGR of 10% from the current levels of ₹ 290-300 billion. Plastic pipes are made of different types of polymers. Piping is considered to be the high performance instrument as it acts as a transporting media for very high parameter constraints like high pressure, high temperature, heavy flow and hazardous materials. Pipes and fittings have variety of domestic, commercial and industrial applications and have a wide scale of applications as it has been used in every

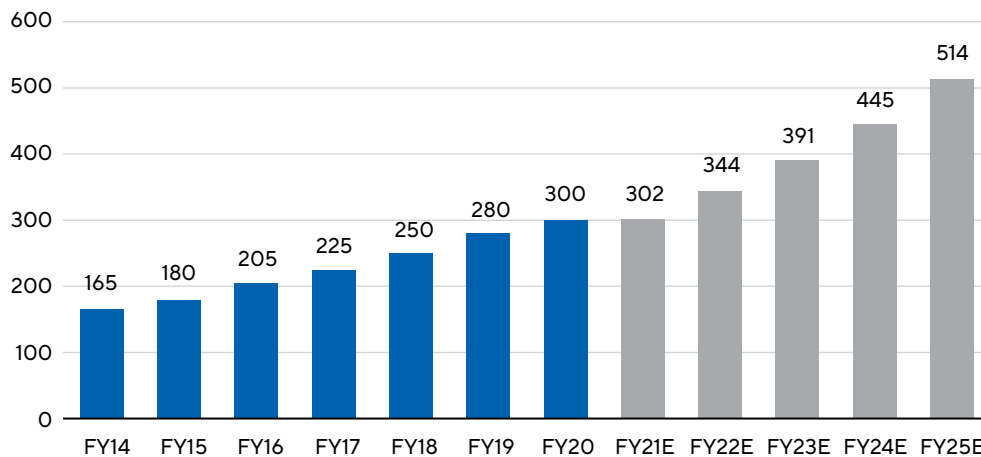
aspects from household to industrial appliances. At the domestic level pipes and fittings can be used in sewages, drainage systems, plumbing etc. For industrial sectors pipes and fittings can be used for carrying hazardous wastes or chemicals, liquefied natural gas, industrial affluent etc.

Plastic pipes and fitting market is segmented into UPVC, CPVC, HDPE, LDPE, PPE and others. Of these, UPVC has accounted for the highest revenue share, following by HDPE pipes and fittings. PVC includes both UPVC (Un plasticized polyvinyl chloride) and CPVC (chlorinated polyvinyl chloride) pipes and fittings. UPVC pipes and fittings have major demand in the market due to its fair pricing and wider range of applications into sector like irrigation, sewerage, water supply, plumbing and bore-well system. CPVC pipes are used for hot and cold water distribution systems and are significant addition to the bathroom fittings. PE (poly

ethylene) includes HDPE and LDPE pipes and fittings. The application areas for these pipes are mainly in municipal and environmental applications and agriculture.

UPVC plumbing system is an easy & economical product for distribution of water in residential, commercial & Industrial buildings with many advantages over the conventional piping system. This plumbing system offers a maintenance free solution for a longer service life. UPVC is beneficial over other materials, owing to its high chemical corrosion resistance, strong and light weight and good insulator. The manufacturers claim UPVC pipes and fittings are made from a non-toxic plastic compound and is absolutely free from lead which makes it environmental friendly or completely safer. These plumbing systems have a shelf life of 50 years and more and are devised in a way that they are resistant to any kind of bacterial growth.

### Plastic Pipes Industry (₹ Bn)



Source: Reliance Securities Report

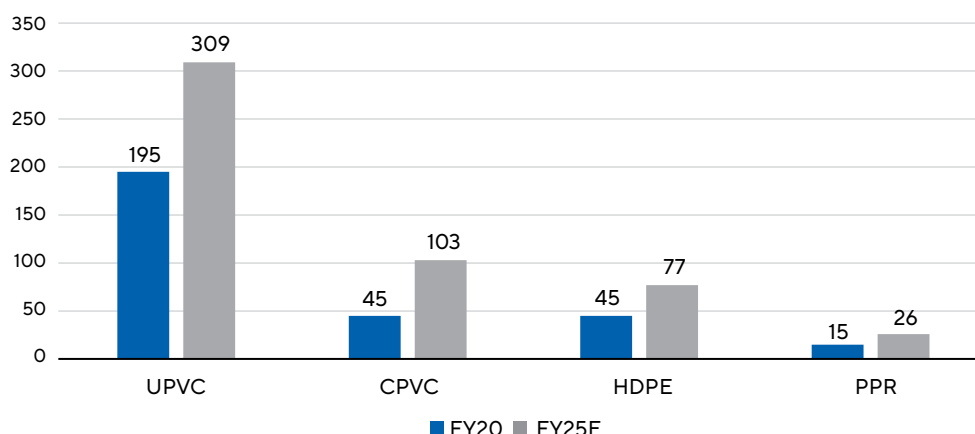
### DIFFERENCE BETWEEN PVC & CPVC PIPES

Polyvinyl chloride (PVC) is a man-made plastic with added stabilizers that prevent oxidation and degradation. PVC's chemical composition is made of two carbon atoms linked together with a perimeter of three hydrogen atoms and one chlorine atom, all attached by single bonds. This individual molecule unit (a monomer) is then further linked together with other molecules of the exact same structure to form chains (a polymer) that are extruded as PVC to form PVC products like pipe. PVC resins are key raw materials for the manufacture of plastic pipes. Polyvinyl chloride (PVC) resins are manufactured by the polymerisation of vinyl chloride monomer (VCM), produced by the thermal cracking of ethylene dichloride (EDC). Ethylene used in the

manufacture of ethylene dichloride is produced by steam cracking of naphtha, gasoil and condensates while chlorine is derived from common salt by electrolysis.

Chlorinated Polyvinyl Chloride (CPVC) shares most of the features and properties of its close relative, PVC. It is also readily workable, including machining, welding, and forming. Because of its excellent corrosion resistance at elevated temperatures, CPVC is ideally suited for self-supporting constructions where temperatures up to 200°F (93°C) are present. The ability to bend, shape, and weld CPVC enables its use in a wide variety of process applications including tanks, scrubbers, and ventilation systems. It exhibits excellent fire resistance, chemical resistance, and is readily available in sheets, rods.

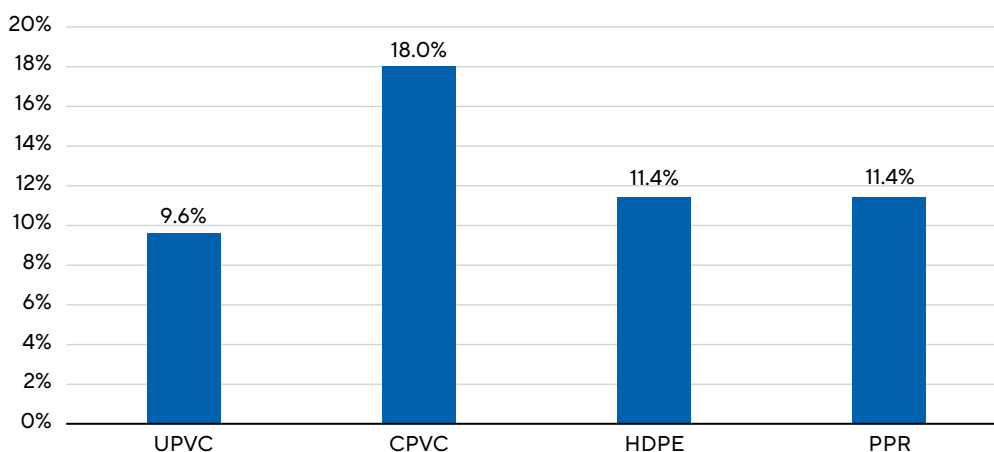
### Key Segments (₹ Bn)



The market size of CPVC is expected to increase to ₹ 103 billion by 2025 from the current level of ₹ 45 billion.

Source: Reliance Securities Report

### CPVC Pipes to clock 18% CAGR over FY20-25E (%)



CPVC, which is the fastest growing segment in the pipe sector, is expected to clock 18% CAGR over FY20-25E.

Source: Reliance Securities Report

## OPPORTUNITIES

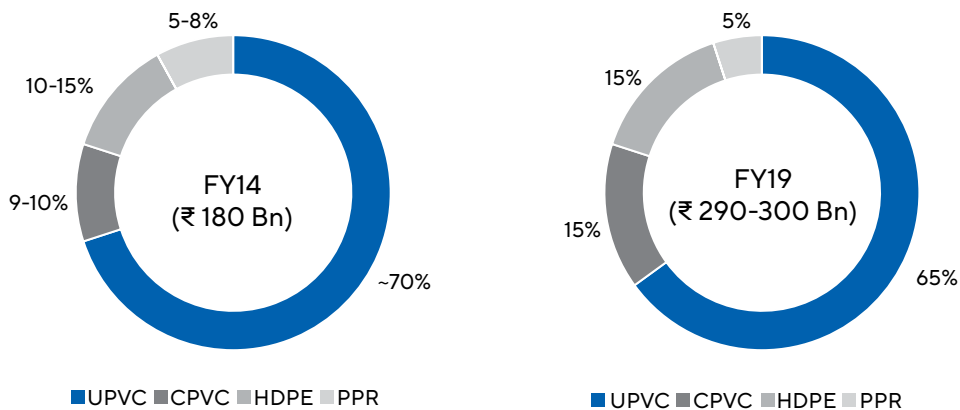
### Low per-capita consumption of plastic

Globally the average per-capita consumption of plastic is around 30 kg while that of India is only about 11kg which is very low. Traditional materials dominate the applications of plastic. However, over the past three to four Fiscal years, low crude oil prices and superior properties of plastic have increased the usage of plastic in India. Hence, it is expected that the per-capita consumption will move up towards to the global average. CRISIL Research expects demand for polymers to grow at a healthy 7-9% CAGR from the year 2019-2024.

### Substitution and replacement demand

Plastic pipes have many advantages over the metal pipes. The raw materials used in manufacturing plastic pipes are derivatives of crude oil. Hence, prices of plastic pipes are correlated to crude oil prices. Superior real estate properties and low prices have led to the substitution of metal pipes by plastic pipes. The increase in the availability of raw materials (PVC, PE and PPR), followed by the commissioning of new petrochemical facilities in India will further support the plastic-pipes industry. Also replacement of older pipes with plastic pipes will help in driving the demand.

### Plastic pipes – Shift in demand segmentation, by type



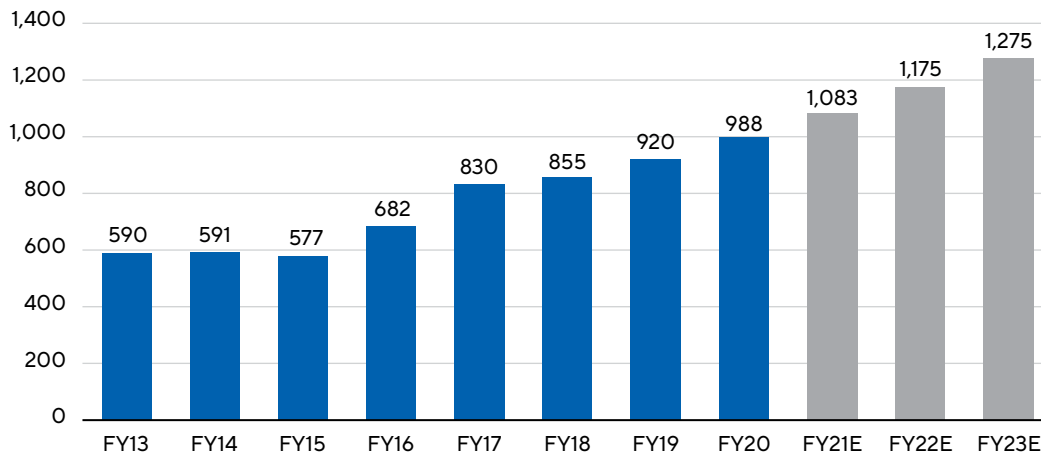
Source: HDFC Securities Report

#### Irrigation sector

The irrigation sector is the key end-user for plastic pipes, accounting for a 45-50% share of the industry. India has 142 million hectares of cultivated land but only around 50% of the land is irrigated. Hence in Fiscal 2016, the central government converged irrigation schemes under the Pradhan Mantri Krishi Sinchayee Yojana (PMKSY) to expand the area under cultivation by 2.85 million hectares

in Fiscal 2017 and by 8 million hectares by 2020, outlining a spending target of ₹ 500 billion until 2020. The key schemes converged are Accelerated Irrigation Benefits Programme (AIBP), Integrated Watershed Management Programme, On Farm Water Management, and Per Drop More Crop. Investment in the sector is expected to rise in the next five years owing to the push from state governments to increase irrigation penetration in states.

#### Investment in Irrigation (₹ Bn)



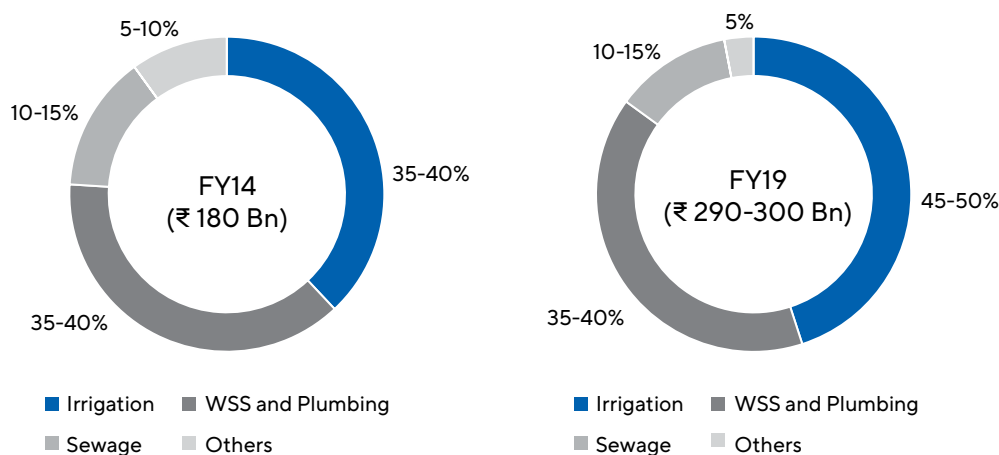
Source: Reliance Securities Report

#### Healthy growth in government investments towards Water Supply & Sanitation (WSS)

WSS and plumbing are the second largest segments for plastic pipes, accounting for 35-40% share of the plastic pipes market. In the past five Fiscal years (i.e., from April 1, 2014, to March 31, 2019), government expenditure on the sector rose at 22% CAGR to about ₹ 624 billion in Fiscal

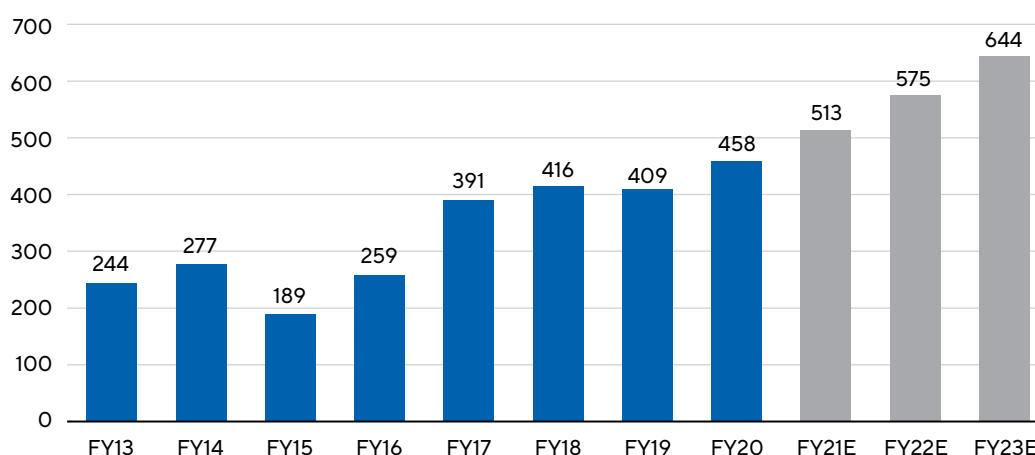
2019. This was led by several Central government schemes, coupled with rising emphasis by municipal authorities, such as Mumbai Metropolitan Region Development Authority, Mumbai and Pune municipal corporations. The Government has also proposed “Nal se Jal” scheme, a component of the Jal Jivan Mission, which promises to provide piped drinking water to every household in the country by the year 2024.

## Plastic pipes – Shift in demand segmentation by end-users



Source: HDFC Securities Report

## Investment in WSS (₹ Bn)



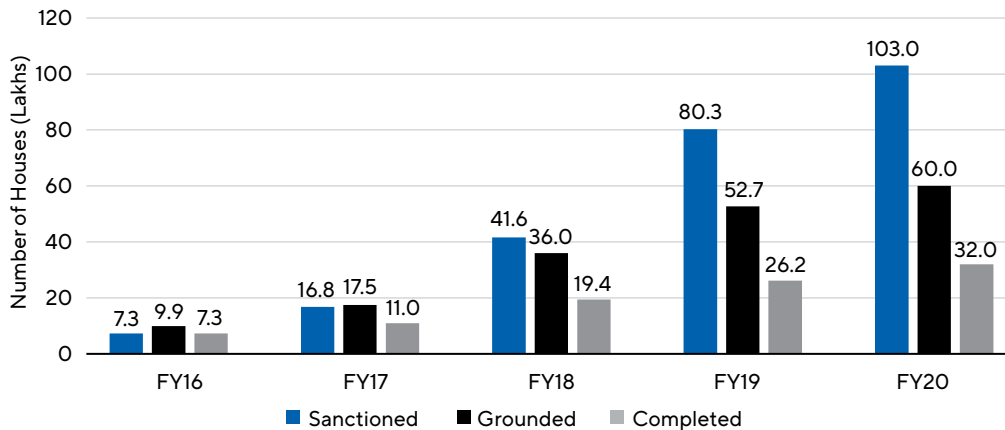
Source: Reliance Securities Report

### Real estate

Real estate is a key end-user sector for plastic pipes and fittings in India. Over the last few years, end-user demand for real estate has been sluggish. Developers had delayed the possession of projects in many instances due to various reasons, including approval delays and financial issues. However, with the implementation of Real Estate Regulatory Authority (RERA), the confidence of end-users will improve. Housing for All 2022 - National Mission for Urban Housing will also provide a boost to the industry. The Government

of India has increased the allocation for the Pradhan Mantri Awas Yojana (PMAY) to ₹ 260 billion for FY21 from ₹ 80 billion announced to boost the housing sector and have also relaxed an I-T provision enabling the developers to reduce property rates by up to 20% compared to existing circle rates. The Indian Government will infuse ₹ 60 billion as an equity in National Investment & Infrastructure Fund's debt platform, as India readies for a massive ₹ 111 trillion infrastructure pipeline.

### PMAY has yielded good results, leading to a considerable increase in affordable segment launches



Source: InCred Equities Report

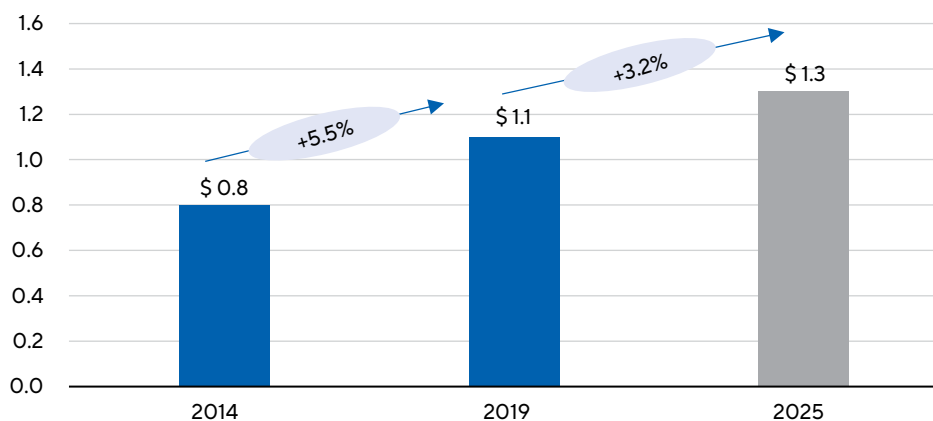
#### Sectoral Consolidation

In recent times, several smaller players in PVC pipes sector have been impacted by volatility in PVC prices, liquidity crisis and working capital constraints, have been significantly impacted which led them to close their operations. It has been observed that the market share of top players has increased due to shutdown of operations by the smaller unorganized players. This creates an opportunity for sectoral consolidation

#### Water Tank Business

Water tanks are containers used to store liquid like potable water, rain water, water for irrigation, water for construction, water for livestock, water for indoor house use, and others. Water tanks used at home or at institutional use are generally made of polyethylene, steel, or fiber glass. They come in various shapes and sizes ranging from 200 liters up to more than 10,000 liters. The plastic or the polyethylene water tank is the most widely used water tank all around the world owing to easy availability and installation process.

### Trends and Forecast for the Global Plastic Water Storage Tank Market (USD Bn) (2014-2025)



Source Lucintel

Now-a-days PVC pipes companies are entering the water tank business as there is an opportunity of about ₹ 50 billion and growing at a CAGR of 10%. The water tank business is dominated by the unorganized players (70% market share), which provides attractive opportunity for the organized players to build their stronghold. We expect the water tank segment to clock ~12% CAGR in the next five years compared to 10% CAGR in PVC pipe segment.

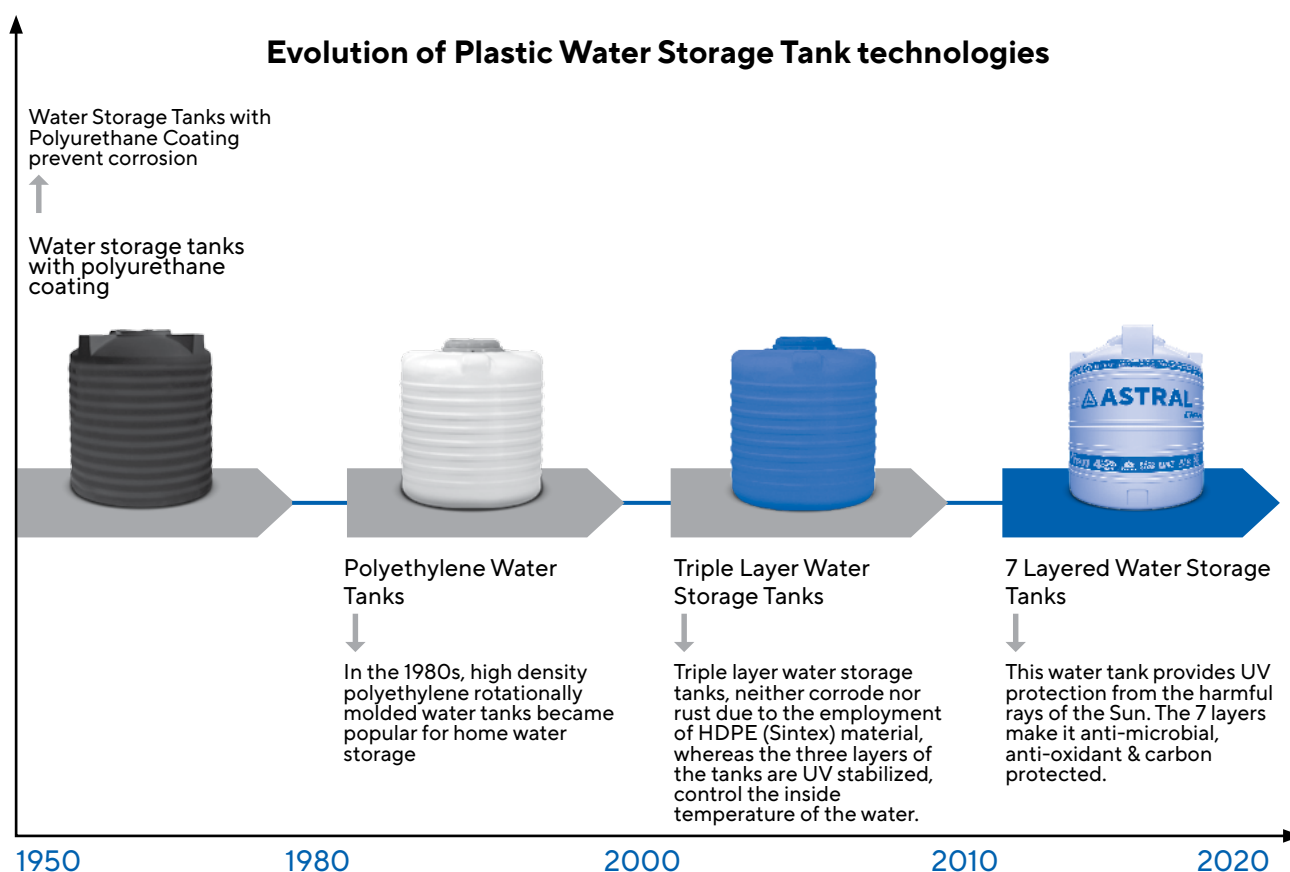
The future of the plastic water storage tank market looks promising with opportunities in all the sectors: residential, commercial, industrial, and municipal. The major drivers for this market are growing construction activities, increasing concerns about water conservation, surge in population, increase in government regulation of wastewater and aging water infrastructure.

Opportunities for Plastic Water Storage Tank by Various Application, Polymers, Size, Plastic, Type and End Use

Application	Polymers	Size	Plastic	Type	End Use
Potable Water	Polyethylene	Less than 1,000 litres	Fresh	Above-ground	Municipal
Water Conservation	PVC and others	1,001-5,000 litres	Recycled	Under-ground	Industrial
Wastewater		Above 5,000 litres			Commercial
Industrial Wastewater					Residential
Fire Production					
Plumbing and Engineering Solution					

An emerging trend, which has a direct impact on the dynamics of the plastic water storage tank market, includes increasing demand for four layered water storage tanks for protection from bacteria and fungus.

Plastic water storage tank opportunities have evolved through number of stages as presented in figure below:



Source: Lucintel



On the basis of comprehensive research, Lucintel forecasts that polyethylene will remain the largest segment and it is also expected to witness the highest growth because it is exceptionally durable, light weight, and cost effective.

Astral is having advantage of multi location presence, which can not only give logistic benefit but also we can able to remain close to the market.

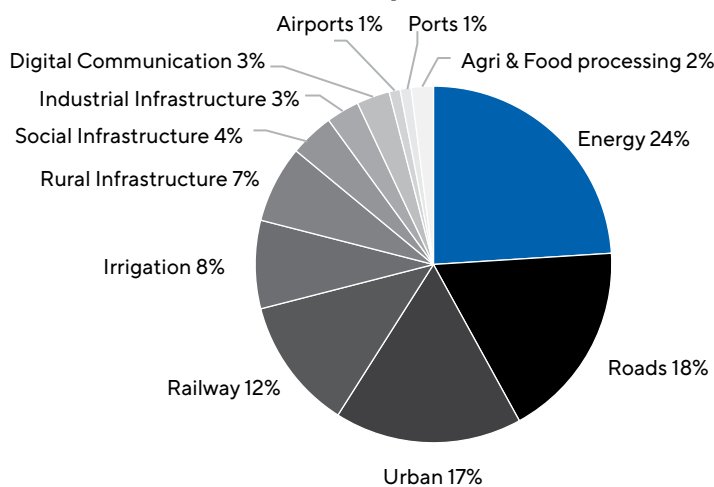
Within the plastic water storage tank market, residential will remain the largest end use industry due to increasing housing starts and growing population.

Asia Pacific will remain the largest region. It is also expected to witness the highest growth over the forecast period due to growing population and construction activities in this region.

### Government's capex on infrastructure

The Indian Government and large private sector companies have planned capex over the next three to five years with meaningful spending on applications such as Plumbing, Insulation, Sewage drainage, Fire sprinklers and Urban infrastructure. Plastic pipes accounts for ~5-10% of the total project capex and implies sustainable demand for PVC pipes going forward. Given the country's ambition to modernise infrastructure, advance its cities with smart development, and boost employment, India is expected to become the third largest construction market in the world by 2025.

### Government's Capex on Infrastructure



Source: InCred Equities Report

### KEY CONCERNS

#### Anti-Dumping Duty

In 2019, the Indian government had imposed anti-dumping duty on CPVC resins originating from China and South Korea, who were major suppliers to India. This hit the players who depend on their raw material sourcing from the said countries.

#### Volatility in Raw material prices

The primary raw materials comprise of UPVC, CPVC, PPR and HDPE resins, which are derived from crude oil by-products. Crude oil prices are volatile and any fluctuations in the prices of crude oil would lead to fluctuations in the prices of the raw materials required to manufacture its products. India is a net importer of PVC and PE as demand growth has outpaced capacity addition. Although capacity expansion plans are in action by major domestic manufacturers but the growth in domestic output won't be seen in the near term. Thus, we are vulnerable to exchange rate, and demand-

supply mismatch are the key risks faced by players in the pipes and fittings industry.

#### Agri pipe demand softens

The first quarter of the financial year 2022, which is a busy season for agriculture pipes has been affected by both the higher PVC prices and the second wave of the pandemic. However, this segment is expected to do well in terms of volumes in H2FY22 as the prices have started on downward journey.

#### Slow-down in the construction industry

With increased COVID cases, there has been a temporary inactivity at construction and development regions. This has slacked the volumes of the pipe industry players. However, this segment is less likely to be impacted compared to Agri. Astral's presence is more on plumbing side of piping segment, so we will be comparatively less affected than the companies who are more dependent on Agri Business

## ADHESIVES INDUSTRY

The Indian adhesives and sealants market is projected to reach USD 1,703.68 million by 2026, growing at an estimated CAGR of 8.07% over the forecast period (2021-2026). The industry is fairly consolidated with a few companies. India is one of the fastest growing markets for adhesives, led by growth in auto, packaging, and housing industries.

## OPPORTUNITIES

### Packaging Industry

The demand for adhesives in the packaging industry is increasing with a higher number of end-user applications. The packaging applications that use adhesives and sealants include flexible packaging, specialty packaging, composite containers, and frozen food packaging.

### Construction Sector

The construction sector is one of the largest sectors in the country, and it is growing at a healthy rate, owing to the rising population, increase in middle-class income and urbanization.

### Government Initiatives

Government initiatives such as Make in India and Smart Cities projects will help the adhesive market grow significantly.

## KEY CONCERNS

### Slowdown in Automobile Industry

The slowdown of the automotive industry and the detrimental impact of COVID-19 are hindering the growth of the market.

### Concentrated Market

India adhesives and sealants market is highly concentrated in terms of revenue. The top few players make the market highly competitive.

## OUTLOOK

The Indian Plastic Piping industry is expected to grow based upon various Initiatives led down by the Indian Government such as Jal Jeevan Mission on urban and rural water supply along with higher capex for infrastructure growth, particularly for the organised players.

Whilst the second wave of COVID-19 along with resultant lockdowns/restrictions in a many states from end of March 2021, it is expected to impact the PVC pipe sector in the near-term. We believe that the faster-than-expected strong recovery will compensate once the restrictions are withdrawn in similar lines of the previous year. It is likely that going forward market consolidation, steadiness in higher PVC prices; opportunities in infra pipe segment, which is expected to pick-up with the government's strong emphasis

on infrastructure in the budget and strong growth potential of adhesives business with resumption of construction and development activities.

## COMPANY OVERVIEW

Astral Ltd. (formerly known as Astral Poly Technik Limited) is one of India's leading manufacturers of Chlorinated Poly Vinyl Chloride (CPVC) and Poly Vinyl Chloride (PVC) plumbing systems, for residential, commercial and industrial applications.

The operations with a strong vision of being a pioneering and trend setter in the Indian plastic plumbing industry. Currently, along with being a forerunner in the Piping segment, it has also diversified into the adhesives and sealants segment, infrastructure products and water tank.

At present, the company has seven piping and water tank manufacturing facilities and one more upcoming (in Cuttack, Odisha) in India and five adhesives and sealants manufacturing facilities across the globe with three within India and one each in the USA and UK.

The new manufacturing facility at Cuttack (Bhubaneswar, Odisha) of 20,000 MTPA capacity will be operational from September, 2021. This will help the company tap the fast growing Eastern market and improve the margins.

Brownfield expansion is being done at Aurangabad and Sangli locations with an additional pipe manufacturing capacity of 5,000 MTPA and 8,856 MTPA respectively.

The venture of manufacturing and supply of double wall corrugated pipes by acquiring Rex Polyextrusion Private Limited ("Rex") in 2018, has not yet started giving significant benefit. But now it will give good growth as Govt. has announced many infrastructure projects which need Rex Products.

The Company has entered into framework agreement with M/s Shree Prabhu Petrochemicals Pvt Ltd. and other parties to acquire assets of its water tank business in November 2020 and has started manufacturing from Aurangabad plant in December 2020 under the brand name 'SARITA'. The production from Ahmedabad facility of the plastic water storage tanks started from April 2021 under the brand name 'ASTRAL'.

The Company is also planning to start the production of water tank at multi location for both the Economy and Premium Segment.

During the fourth quarter of this financial year, the management has decided to close the loss making business of Joint Venture Company, Astral Pipes Limited (Kenya) and started process for selling of its Assets. Majority of loss company has already provided in the books of account in the current year.

The R&D facility at Resinova will be further expanded and the valve project of Astral will be completed by second quarter of the financial year 2021-22.

## PRODUCT GROUPS:

The product groups of the Company have been categorised as under:

Group	Products
Pipes & Fittings	Pipes & fittings
	Fire Sprinklers pipes & fittings
	Plumbing pipes & fittings
	Sewerage Drainage pipes & fittings
	Surface Drainage System
	Electrical Conduit Pipes & Fitting
	Industrial Pipes & Fittings
	Column (Borewel) Pipes
Adhesives & Sealants	Admixtures
	Acrylic Adhesives
	Cyanoacrylate
	Construction Chemicals
	Epoxy Adhesives & Putty
	Hand Sanitizer
	Industrial Adhesives
	Membrane & Coating
	PVA
	Silicon Sealants
	Solvent Cements
	Tapes
	Tiling, Grouting & Repair Mortar
	Rubber Adhesive
Polyester Putty	
Infrastructure Products	Double Wall Corrugated Pipes
	Ancillary Products
	Cable Protection
	Industrial pipes & fittings
	Insulation Tube
	Urban Infrastructure
Storage Tanks	Water Tanks

## BUSINESS STRENGTH

### Market leader in CPVC Pipes

At Astral, we have always focused on product innovation and value engineering. We started this company thinking that one day we will be a dominant player in this segment, and we believe we have successfully created a brand around us. We were the first ones to introduce CPVC piping products with unique features, which helped us to have our niche clientele.

### Innovative and Trendsetter in piping segment

Over the years we have introduced countless innovations in the pipes category and have been ahead of the technology curve. We strongly believe that our journey has just begun as we further diversify our product range by manufacturing tanks and infrastructure products. This was a challenging year for us, but what helped us survive is the name that we have made for ourselves over the two decades. Our ability to predict market requirements and identify consumer preferences has enabled us to launch products backed by intense research.

Wide Product range in piping and adhesives segment/  
Diversified Product Portfolio

Being a customer-centric organisation, a range of blended pipes, adhesives and sealants and value added products like water tanks and infrastructure products with advanced features suitable for different applications and local conditions are being promoted by Astral. Our products are finding wide market acceptance.

We have 18+ different major types of Pipes, 38+ adhesives and two major variants in water tanks. Our diverse product bouquet ranges has several brands, a wide range of sizes, shapes, and strengths to suit usage requirements.

### Strong Brand Equity

With our world-class quality and service, we have successfully built a relationship because of unbeatable consistent quality and product innovations. Over the years we have won several awards.

We have been awarded as The Most Trusted Pipe Brand by TRA Research for 2019 and 2020. In the Financial Year 2020-21 we won India's most trusted Pipe Brand and Consumer Validated Superbrand for the third consecutive year.

### Wide and deep distribution reach

Our well-balanced, nationwide footprint in India helps us serve our customers with speed and efficiency. We have a Robust Network of Channel Partners: 12 depots in pipes, 9 depots in adhesives and sealants, 33,000+ dealers in pipes and 1.3L+ dealers in adhesives and sealants

### Strategically located manufacturing facilities

We have undertaken capacity expansion through organic route to sustain and grow market share and capitalise on the growing consumption in the eastern and central regions

World class manufacturing capabilities and technical tech-ups. Six pipes manufacturing facilities and two units under construction. Three adhesives manufacturing facilities in India, one in UK and one in USA. Two water tanks manufacturing facilities and third one is under construction.

### Strong Cash Flows

There has been several short-term challenges due to the COVID-19, and a few created medium-term opportunities. During the year, the core focus remained on maintaining balance between health and cash flow. With our continuous commitment, we were able to have a strong operational year during the rough times and continued to pave the way for business continuity and resilience.

The surge in PVC prices also resulted in growth in revenue from operations on the piping segment, the improved internal working structure and focus on technology especially in the adhesives segment and prudently optimisation of cash flows to conserve liquidity have resulted well.

The upcoming growth on the infrastructure business along with various government initiatives are encouraging in the coming quarters for the company.

The company has a cash balance of about ₹ 4,760 Mn and ₹ 4,094 Mn (net of borrowings) although during the year, a capex of ₹ 1,673 Mn was made, which includes the acquisition of tank business and capacity expansion of more than 19,000 MT.

## BUSINESS STRATEGIES

### Capacity Expansion

Our objective is to service the growing demand across the nation and expanding our market reach, strengthen presence in the existing and also eastern region and adding new SKUs in the existing business segments and the newly added verticals to the overall business.

It is projected that the demand is going to rise significantly in India especially as the infrastructure development projects kick starts. This, in turn, will ensure that our ample capacity to cater to the rising demand scenario.

During the financial year 2021, the company expended ₹ 1,673 Mn on capex and estimates to do a capex of about ₹ 1,500 Mn in the coming financial year 2022 and of about ₹ 1,000 Mn the following year.

Astral will be adding capacities at three more locations during the financial year 2022 to manufacture the SWR, AGRI, CPVC & UPVC pipes at Sangli, Aurangabad & Cuttack (Bhubaneswar). This will strengthen company's position further in respective geographies and will help to gain

market share. The Eastern Markets are one of the fastest growing market for pipe industry.

## NEW PRODUCT LAUNCHES

### Pipes:

A new technology advanced multi layered CPVC composite pipe for hot and cold water plumbing, Astral Multi Pro, has been introduced. The three-layer construction of pipe with a middle layer of aluminium provides strength to the pipe construction and reduces expansion and contraction. The middle aluminium layer which is joined with two CPVC layers with adhesive, provides extra strength and provides very good impact resistance and CPVC is such a material that resists corrosion. This works very well in case of high-rise buildings and has longer life span and does not need frequent cleaning and maintenance.

### Water tanks:

We believe that this segment is a huge market opportunity as we hold just 0.08% share in this market ₹ 50 Bn. There is an immense growth prospects and untapped market reach. The water tank segment is an expanded domain of plumbing and water supply with a huge nationwide potential. A framework agreement has been entered with M/s Shree Prabhu Petrochemicals Pvt. Ltd. and other parties to acquire assets of their water tank business for a total consideration of approx. ₹ 510 Mn in November 2020.

There will be two variants which we will be providing, economy, which will be catering through the brand name 'SARITA', and the premium will be served under the brand name 'ASTRAL'. 'Sarita Water Tanks' offer highly durable and robust triple-layered water tanks, with each layer providing its own set of benefits. These tanks also keep stored water clean and disinfected for a long time. 'Astral Vito' is an Anti-microbial Technology against bacteria, viruses, fungi, and algae developed by focusing on innovations on every curve. This is our first product in the Water Tank segment. In this technology, active copper is impregnated within the polymer system so that the leeching of copper to the human body over threshold limits is prevented and at the same time, the Anti-viral / Anti-microbial copper shield remains active throughout its life cycle. The water storage tanks are available in varied capacity ranging from 500L to 5000L.

The plastic water storage tanks with 'SARITA' brand was started from the Aurangabad plant in December 2020 and the brand name 'ASTRAL' from Santej from April 2021. The facility at Ghiloth, Rajasthan will also start manufacturing from July 2021. Shortly a water tank manufacturing machine will be added for the south market in Hosur facility and eventually in the eastside.

**Adhesives:** A varied range of adhesive and products have been added under the brand name of 'SolvoBond', 'ResiWood', 'TruBuild' and 'Bond Set'. Over the years the company evolved as the leading manufacturer of adhesives

& sealants, construction chemicals, self-adhesive tapes & industrial maintenance products. We offer a wide range of products which are comprised of different chemistries, such as - epoxy resins & hardeners, epoxy putty, cyanoacrylates, silicones & hybrid sealants, construction chemicals, solvent cement, anaerobic, etc.

**Infrastructure:** With the acquisition of 'Rex Poly', a major player in the double-wall corrugated (DWC) plastic pipes, Astral has forayed into the infrastructure segment. The pipes are mainly used for sewage, rail, and road drainage, Ducts for Pre Stressing and Post Tensioning Tendons and, Underground Cable Ducting.

### Branding and Communications/ Brand Building and Marketing Strategy

For better mass reach, Astral has sponsored three Indian Premier League teams: Kolkata Knight Riders, Mumbai Indians and Chennai Super Kings. Regular advertisement and brand promotional activities are carried through various means like TV and print ads, outdoor brand promotion, radio ads, trade exhibitions, dealer shop branding, in-film product integration, on-ground cricket match branding, dealer meets, plumber meets, the consultant meets, and digital Marketing. We have on boarded Ranveer Singh as our brand ambassador of Astral Pipes in 2019 for three years. These activities have helped Astral to gain an exceptionally wide visibility and also gain market share.

### Strengthening Dealer Network

Dealer and distribution network plays a very crucial role in our growth. The company regularly conducts dealer meets to update them with the new product introduction and strengthening brand value. Continuous additions were made even during the tough times of pandemic. Currently the company has more than 33,000 dealers in pipes and more than 1,30,000 dealers in adhesives and sealants segment.

Astral launched one of the kind loyalty program for plumbers and dealers across the country. It was started in 2020 to strengthen the distributor connect. Currently more than 1,00,000 plumbers and more than 33,000 dealers have registered for the program. We offer them points based on their purchases of Astral Pipe products and redeem those points to get attractive rewards like appliances, bike, car, Paytm Vouchers, Gold Coin etc.

### Focus on Cost Efficiencies and Margin Improvement

A healthy margins was witnessed during the year due to an increase in raw material prices which we were able to pass on to the end consumer. The lost market share by various regional players in this financial year and our strong brand values were able to command a better pricing for our products which can be reflected from our financials.

Solar project has commissioned generation of power in the first quarter of the financial year 2022 at Ghiloth (Rajasthan) and Sangli (Maharashtra) plants. During previous financial

year also we had completed solar projects at for our Santej (Astral Pipe Plant), Santej (Adhesive Plant of Resinova) and Dholka plant. This will not only going to save power cost to the company but aiding to our commitment towards the environment and clean energy.

### Financial Highlights

Coming to the financials of the company for the financial year 2021, Revenue from Operations stood at ₹ 31,763 Mn, with EBITDA at ₹ 6,626 Mn and PAT at ₹ 4,082 Mn. We are growing at a rate which we have never grown before as the 5-year Revenue CAGR was at 14% and the bottom line 5 year CAGR at 30%.

The revenue from pipes is at 76%, and the revenue from the adhesives segment is at 24%.

Our pipe business recorded revenue of ₹ 24,863 Mn, with EBITDA at ₹ 5,552 Mn and PAT at ₹ 3,269 Mn. We are witnessing strong growth in this segment as the 5-year

Revenue CAGR is 14% and the 5-year bottom line CAGR is at 32%. Our EBITDA margins from the pipes segment are at their all-time high with 22.3%.

Our Adhesives business segment reported a revenue of ₹ 7,345 Mn, with EBITDA at ₹ 1,137 Mn. We are witnessing constant margin growth in this segment due to improved internal working structure and focus on technology. We recorded an EBITDA margin of 15.5% for the financial year 2021.

We witnessed healthy margins in the year due to an increase in raw material prices which we were able to pass on to the end consumer, with our consolidated gross margin and EBITDA margin at 38% and 20.9% respectively. We are happy to announce that we are net debt-free and have a net cash balance of ₹ 4,094 Mn.

We believe in the financial year, the regional players lost market share and the organized players were able to command better pricing for their products which can be reflected from our financials.

### KEY FINANCIAL HIGHLIGHTS ( ₹ IN MN)

Particulars	Standalone			Consolidated		
	2020-21	2019-20	Y-o-Y Growth	2020-21	2019-20	Y-o-Y Growth
Revenue from Operations	24,863	20,428	21.71%	31,763	25,779	23.21%
EBITDA	5,552	3,806	45.87%	6,626	4,534	46.14%
Profit after Tax (PAT)	3,269	2,008	62.80%	4,082	2,496	63.54%
Basic and Diluted Earnings per share (₹)	16.27	10.00	62.70%	20.13	12.34	63.13%

### STANDALONE KEY FINANCIAL RATIOS

Ratios	2020-21	2019-20	Variance (%)
Debtors turnover (in days)	26	25	4
Inventory turnover (in days)	53	75	(29.33)
Interest coverage Ratio*	58.78	15.97	268.07
Current Ratio	1.71	1.42	20.42
Long term Debt Equity Ratio	0.02	0.09	(77.78)
EBIDTA Margin	22.33%	18.63%	19.86
PAT Margin	13.15%	9.83%	33.77
Return on Net Worth	21.98%	16.17%	35.93

\*Interest = Finance cost less Exchange differences regarded as an adjustments to borrowing costs.

## CONSOLIDATED KEY FINANCIAL RATIOS

Ratios	2020-21	2019-20	Variance (%)
Debtors turnover (in days)	32	32	-
Inventory turnover (in days)	54	77	(29.87)
Interest coverage Ratio*	46.95	15.51	202.71
Current Ratio	1.84	1.57	17.20
Long term Debt Equity Ratio	0.03	0.11	(72.73)
EBIDTA Margin	20.86%	17.59%	18.59
PAT Margin	12.85%	9.68%	32.75
Return on Net Worth	23.77%	17.77%	33.76

\*Interest = Finance cost less Exchange differences regarded as an adjustments to borrowing costs.

### HUMAN RESOURCES

The year presented unique challenges and tested our outlook towards employees and stakeholders. We are grateful to the Astral family – the employees and everyone in the extended value chain at our distributor points and depots, who made this happen.

Astral believes that the employees are at the core of its strategies to achieve all present and future organisational goals. During the year, the Company organised training programmes in technical skills, behavioural skills, business excellence, general management, advanced management, leadership skills, customer orientation, safety, values and code of conduct.

The wellbeing emerged as a key priority for our people and their families due to the novel corona virus. Through the year, we built a systemic approach on wellbeing with customised interventions for various employee segments and continue to encourage work from home wherever possible and reinforce safety standards in office and factory locations.

The HR department was continuously in touch with employees to create awareness, educate, guide and solve problems regarding COVID-19. A systematic operating plan is prepared to address COVID-19 after the lockdown is lifted.

We are providing support to our staff members at the office and at the factory employees and their families to accelerate the coverage of the national vaccination programme. Almost 90% employees at the office and around 50% at the factory are vaccinated through a vigorous vaccination drive at our plants and at the factory level.

The Company has declared financial help to the legal heirs of the deceased employee who lost his life in Covid 19 by giving 24 months last drawn salary and support in education fees by extending help of ₹ 50,000/- per child per year (for two children) till they complete their education upto 12th Std.. We have ensured that the staff members and their family also get the best treatment.

As on March 31, 2021, the Company had 1,853 permanent employees spread across different locations.

Overall harmonious industrial relations prevailed at all the units and locations of the company.

### INTERNAL CONTROL SYSTEM AND THEIR ADEQUACY

Astral has in place an adequate system of internal control procedures for business processes, operations, financial reporting, fraud control and compliance with applicable laws and regulations, among others. They commensurate with the size of the company and the nature of the business and is in line with requirements of the regulations.

We have laid down adequate procedures and policies to guide the operations of our business. The unit/functional heads are responsible for ensuring compliance with the policies and procedures laid down by the management. Our internal control systems are periodically tested by the Management, Statutory Auditors and Internal Auditors.

M/s. S R B C & Co. LLP, the Statutory Auditors of the Company audited the financial statements expressing an unmodified opinion on the adequacy and operating effectiveness of the Company's internal financial controls over financial. The same has been included in this Annual Report and issued a report on the internal controls over financial reporting (as defined in Section 143 of the Companies Act, 2013).

### CAUTIONARY STATEMENT

Some of the statements in this Management Discussion and Analysis, describing the company's objectives, projections, estimates and expectations may be 'forward looking statements' within the meaning of applicable Laws and Regulations. Actual results might differ substantially from those expressed or implied. Important developments that could affect the company's operations include the cost of raw materials, changes in economic conditions affecting demand, supply and price movements in the domestic and overseas markets in which your company operates, changes in the Government regulations, Tax Laws and other Statutes or other incidental factors particularly in the view of ongoing pandemic COVID 19 and such other factors within the country and the international economic and financial developments. The company assumes no responsibility in respect of forward-looking statements, which may be amended or modified in future.

# CORPORATE GOVERNANCE REPORT

## 1. CORPORATE GOVERNANCE PHILOSOPHY:

Your Company believes in adopting the best corporate governance practices, based on the following principles in order to maintain transparency, accountability and ethics:

- Recognition of the respective roles and responsibilities of the management;
- Independent verification and assured integrity of financial reporting;
- Protection of Shareholders' right and priority for investor relations; and
- Timely and accurate disclosure on all material matters concerning operations and performance of your Company.

Keeping the above in mind, your Company is fully committed to conduct its affairs in a fair and transparent manner and to enhance shareholders value while complying with the applicable Rules and Regulations. We are in compliance with all the requirements of the Corporate Governance enshrined in Securities and Exchange Board of India (Listing Obligations and Disclosure Requirements) Regulations, 2015 (hereinafter referred to as the "SEBI Listing Regulations").

## 2. BOARD OF DIRECTORS:

### Compositions

The Board of your Company consists of 6 (Six) Directors as on March 31, 2021, out of which 2 (Two) are Executive Directors and 4 (Four) are Non-Executive Directors. Out of 4 (Four) Non- Executive Directors, 3 (Three) are Independent Directors. The Chairman of the Board is an Executive Director. The Composition of the Board is in compliance with the requirements of SEBI Listing Regulations. No director is related to each other except Mrs. Jagruti S. Engineer who is spouse of Mr. Sandeep P. Engineer. All the Directors have certified that they are not members of more than 10 (Ten) Committees and do not act as Chairman of more than 5 (Five) Committees across all the Companies in which they are Directors.

The composition of the Board of Directors as on March 31, 2021 is as follows:

Name of Director	Category	Total No. of Other Directorship*	Details of Committees#	
			Chairman	Member
Mr. K.R. Shenoy <sup>1</sup> (DIN: 00801985)	Independent Chairman	-	-	-
Mr. Sandeep P. Engineer (DIN: 00067112)	Chairman & Managing Director	3	1	-
Mrs. Jagruti S. Engineer (DIN: 00067276)	Whole Time Director	-	-	-
Mr. Kyle A. Thompson <sup>2</sup> (DIN: 00254002)	Non- Executive Director	-	-	-
Mr. Anil Kumar K. Jani (DIN: 07078868)	Non- Executive Director	-	-	-
Mr. Pradip N. Desai <sup>1</sup> (DIN: 00336937)	Independent Director	1	-	-
Mrs. Kaushal D. Nakrani (DIN: 08405226)	Independent Director	1	-	1
Mr. Viral M. Jhaveri (DIN: 08277568)	Independent Director	1	-	1
Mr. C.K. Gopal (DIN: 08434324)	Independent Director	1	1	-

None of the directors of the Company are having directorship in any other listed entities.

\*Excludes Private Limited Companies (which are not subsidiary of Public Company), Foreign Companies, Section 8 Companies and Alternate Directorships.

#Includes only Audit Committee and Stakeholders' Relationship Committee of other Companies.

<sup>1</sup>Ceased as Independent Director w.e.f. August 25, 2020 due to completion of tenure.

<sup>2</sup> Resigned from the post of Directorship w.e.f. July 9, 2020



### Dates of Board Meetings and Attendance at the Board Meetings and the last Annual General Meeting:

During the Financial Year 2020-21, the Board of Directors of your Company met 6 (six) times on May 25, 2020, July 8, 2020, August 4, 2020, November 6, 2020, November 24, 2020 and on February 3, 2021. The details of attendance of each Director at Board Meetings held in the Financial Year and the last Annual General Meeting are as under:

Name of Director	Dates of Board Meetings and Attendance of each director at Board Meeting							Total No. of Board Meetings attended	Attendance at the last AGM held on August 21, 2020
	May 25, 2020	July 8, 2020	August 4, 2020	November 6, 2020	November 24, 2020	February 3, 2021			
Mr. K. R. Shenoy <sup>1</sup>	Yes	No	Yes	NA	NA	NA	2	Yes	
Mr. Sandeep P. Engineer	Yes	Yes	Yes	Yes	Yes	Yes	6	Yes	
Mrs. Jagruti S. Engineer	Yes	Yes	Yes	Yes	Yes	Yes	6	Yes	
Mr. Kyle A. Thompson <sup>2</sup>	No	No	NA	NA	NA	NA	Nil	NA	
Mr. Anil Kumar K. Jani	Yes	Yes	Yes	Yes	Yes	Yes	6	Yes	
Mr. Pradip N. Desai <sup>1</sup>	Yes	Yes	Yes	NA	NA	NA	3	Yes	
Mrs. Kaushal Nakrani	Yes	Yes	Yes	Yes	Yes	Yes	6	Yes	
Mr. Viral Jhaveri	Yes	Yes	Yes	Yes	Yes	Yes	6	No	
Mr. C.K. Gopal	Yes	No	Yes	Yes	Yes	Yes	5	Yes	

<sup>1</sup> Ceased as Independent Director w.e.f. August 25, 2020 due to completion of tenure.

<sup>2</sup> Resigned from the post of Directorship w.e.f. July 9, 2020.

### Code of Conduct for Board & Senior Management Personnel

Your Company has adopted a Code of Conduct for Board Members & Senior Management Personnel and the declaration from the Managing Director, stating that all the Directors and the Senior Management Personnel of your Company have affirmed compliance with the Code of Conduct has been included in this Report. The Code has been posted on your Company's website at [https://www.astralpipes.com/uploads/investor\\_broucher/1628097356\\_7\\_code\\_of\\_conduct.pdf](https://www.astralpipes.com/uploads/investor_broucher/1628097356_7_code_of_conduct.pdf).

### Profile of Directors seeking appointment / re-appointment:

The brief profile and other information of the directors seeking appointment/re-appointment is provided in the notice convening the Annual General Meeting.

## 3. COMMITTEES OF THE BOARD

### (i) AUDIT COMMITTEE

#### Composition, meetings and attendance

The Audit Committee of your Company has been constituted as per the requirements of Section 177 of the Companies Act 2013, and SEBI Listing Regulations. The Chairman of the Audit Committee

is an Independent Director and two-thirds of the members of the Audit Committee are Independent Directors. During the Financial Year 2020-21, the Committee met 4 (Four) times on May 25, 2020, August 4, 2020, November 6, 2020 and February 3, 2021.

The composition of the Audit Committee as on March 31, 2021 and the attendance of the members in the meetings held during the Financial Year 2020-21 are as follows:

Name of Member	Designation	No. of meetings attended
Mr. K. R. Shenoy <sup>1</sup>	Ex-Chairman	2
Mr. C.K. Gopal <sup>2</sup>	Chairman	2
Mr. Sandeep P. Engineer	Member	4
Mr. Pradip N. Desai <sup>3</sup>	Ex-Member	2
Mrs. Kaushal D. Nakrani <sup>4</sup>	Member	2
Mr. Viral Jhaveri <sup>4</sup>	Member	2

<sup>1</sup> Ceased to be Chairman w.e.f. August 25, 2020

<sup>2</sup> Appointed as Chairman w.e.f. August 25, 2020

<sup>3</sup> Ceased to be Member w.e.f. August 25, 2020

<sup>4</sup> Appointed as Member w.e.f. August 25, 2020

The Company Secretary of the Company acted as the Secretary to the Committee.

#### Terms of Reference:

The broad terms of reference of the Audit Committee include the following as has been mandated in Section 177 of Companies Act, 2013 and SEBI Listing Regulations:

- Overseeing the Company's financial reporting process and the disclosure of its financial information to ensure that the financial statement is correct, sufficient and credible.
- Recommending to the Board, the appointment, re-appointment and, if required, the replacement or removal of the Statutory Auditors and the fixation of audit fees.
- Approval of payment to Statutory Auditors for any other services rendered by the Statutory Auditors.
- Appointment, removal and terms of remuneration of Internal Auditors.
- Reviewing, with the Management, the annual financial statements before submission to the Board for approval, with particular reference to:
  - (i) Matters required to be included in the Directors' Responsibility Statement to be included in the Board's Report in terms of clause (c) of sub section 3 of section 134 of the Companies Act, 2013;
  - (ii) Changes, if any, in Accounting Policies and practices and reasons for the same;
  - (iii) Major accounting entries involving estimates based on the exercise of judgment by the Management;
  - (iv) Significant adjustments made in the financial statements arising out of Audit findings;
  - (v) Compliance with Listing and other Legal requirements relating to the financial statements;
  - (vi) Disclosure of any related party transactions;
  - (vii) Qualifications in the draft Audit Report;
- Reviewing with the Management, the quarterly financial statements before submission to the Board for approval;
- Reviewing, with the management, the statement of uses / application of funds raised through an issue (public issue, rights issue, preferential issue, etc.), the statement of funds utilized for purposes other than those stated in the offer document / prospectus / notice and the report submitted by the monitoring agency monitoring the utilization of proceeds of a public or rights issue, and making appropriate recommendations to the Board to take up steps in this matter.
- Review and monitor the auditor's independence and performance, and effectiveness of audit process;
- Approval or any subsequent modification of transactions of the company with related parties;
- Scrutiny of inter-corporate loans and investments;
- Valuation of undertakings or assets of the company, wherever it is necessary;
- Evaluation of internal financial controls and risk management systems;
- Reviewing, with the Management, performance of Statutory and Internal Auditors, and adequacy of the internal control systems;
- Reviewing the adequacy of Internal Audit function, if any, including the structure of the Internal Audit department, staffing and seniority of the official heading the department, reporting structure, coverage and frequency of Internal Audit;
- Discussions with Internal Auditors on any significant findings and follow up thereon;
- Reviewing the findings of any internal investigations by the internal auditors into matters where there is suspected fraud or irregularity or a failure of internal control systems of a material nature and reporting the matter to the board;
- Discussion with statutory auditors before the audit commences, about the nature and scope of audit as well as post-audit discussion to ascertain any area of concern;
- To look into the reasons for substantial defaults in the payment to the depositors, debenture holders, shareholders (in case of non-payment of declared dividends) and creditors;
- To review the functioning of the Whistle Blower mechanism;
- Approval of appointment of CFO (i.e., the whole-time Finance Director or any other person heading the finance function or discharging that function) after assessing the qualifications, experience and background, etc. of the candidate;
- Management discussion and analysis of financial condition and results of operations;
- Statement of significant related party transactions (as defined by the Audit Committee), submitted by management;
- Management letters / letters of internal control weaknesses issued by the statutory auditors;

- Internal audit reports relating to internal control weaknesses;
- The appointment, removal and terms of remuneration of the Chief Internal Auditor.
- Reviewing the utilization of loans and/ or advances from/investment by the holding company in the subsidiary exceeding rupees 100 crore or 10% of the asset size of the subsidiary, whichever is lower including existing loans / advances / investments existing as on the date of coming into force of this provision
- Consider and comment on rationale, cost-benefits and impact of schemes involving merger, demerger, amalgamation etc., on the Company and its shareholders.

The Chief Financial Officer and the representatives of the Statutory Auditors and Internal Auditors are invited to attend the meetings of the Audit Committee.

## (ii) STAKEHOLDERS' RELATIONSHIP COMMITTEE

### Composition, meetings and attendance

The Stakeholders' Relationship Committee of your Company has been constituted as per the requirements of Section 178 of the Companies Act 2013 and SEBI Listing Regulations. The Chairman of the Committee is an Independent Director.

During the Financial Year 2020-21, the Committee met 4 (Four) times on May 25, 2020, August 4, 2020, November 6, 2020, and February 3, 2021.

The composition of the Stakeholder's Relationship Committee as on March 31, 2021 and the attendance of the members in the meetings held during the Financial Year 2020-21 are as follows:

Name of Member	Designation	No. of meetings attended
Mr. K. R. Shenoy <sup>1</sup>	Ex-Chairman	2
Mr. C.K. Gopal <sup>2</sup>	Chairman	2
Mr. Sandeep P. Engineer	Member	4
Mr. Anil Kumar K. Jani	Member	4

<sup>1</sup> Ceased to be Chairman w.e.f August 25, 2020

<sup>2</sup> Appointed as Chairman w.e.f. August 25, 2020

The Company Secretary of the Company acted as the Secretary to the Committee.

### Terms of Reference:

- Efficient transfer of shares, including review of cases for refusal of transfer/ transmission of Shares and Debentures, demat/remat of shares.
- Redressal of Shareholder and Investor complaints like transfer of shares, non-receipt of Balance Sheet, non-receipt of declared dividends etc.;
- Issue of new / duplicate / split / consolidated Share Certificates;

- Allotment of Shares;
- Review of cases for refusal of transfer / transmission of Shares and Debentures;
- Reference to Statutory and Regulatory authorities regarding Investor Grievances; and
- To otherwise ensure proper and timely attendance and redressal of Investor's queries and grievances
- Resolving the grievances of the security holders of the Company including complaints related to transfer/transmission of shares, non-receipt of annual report, non-receipt of declared dividends, issue of new/duplicate certificates, general meetings etc.
- Review of measures taken for effective exercise of voting rights by shareholders.
- Review of adherence to the service standards adopted by the Company in respect of various services being rendered by the Registrar & Share Transfer Agent.
- Review of the various measures and initiatives taken by the Company for reducing the quantum of unclaimed dividends and ensuring timely receipt of dividend warrants/annual reports/statutory notices by the shareholders of the company

### Status of investors' complaints:

The status of investor's complaints as on March 31, 2021 is as follows:

Number of complaints as on April 1, 2020	Nil
Number of complaints received during the year ended on March 31, 2021	5
Number of complaints resolved up to March 31, 2021	5
Number of complaints pending as on March 31, 2021	Nil

The complaints received were mainly in the nature of non-receipt of Annual Report and queries regarding Bonus Allotment. There were no pending requests for transfer of shares of the Company as on March 31, 2021.

### Name and Designation of Compliance Officer:

Mr. Krunal Bhatt, Company Secretary is the Compliance Officer of the Company.

## (iii) NOMINATION AND REMUNERATION COMMITTEE

### Composition, meetings and attendance

The Nomination and Remuneration Committee of your Company has been constituted as per the requirements of Section 178 of the Companies Act, 2013 and SEBI Listing Regulations. The Chairman of the Committee is an Independent Director.

During the Financial Year 2020-21, the Committee met 4 (Four) times on May 25, 2020, July 8, 2020, August 4, 2020 and November 18, 2020.

The composition of the Nomination and Remuneration Committee as on March 31, 2021 and the attendance of the members in the meetings held during the Financial Year 2020-21 are as follows:

Name of Member	Designation	No. of meetings attended
Mr. Pradip N. Desai <sup>1</sup>	Ex-Chairman	3
Mr. K. R. Shenoy <sup>2</sup>	Ex-Member	2
Mr. C.K. Gopal <sup>3</sup>	Chairman	1
Mr. Viral M. Jhaveri <sup>4</sup>	Member	1
Mr. Anil Kumar K. Jani	Member	4

<sup>1</sup> Ceased to be Chairman w.e.f August 25, 2020

<sup>2</sup> Ceased to be Member w.e.f. August 25, 2020

<sup>3</sup> Appointed as Chairman w.e.f. August 25, 2020

<sup>4</sup> Appointed as Member w.e.f. August 25, 2020

The Company Secretary of the Company acted as the Secretary to the Committee.

#### Terms of Reference:

- Formulation of the criteria for determining qualifications, positive attributes and independence of a director and recommend to the Board a policy, relating to the remuneration of the directors, key managerial personnel and other employees and carry out evaluation of every director's performance;
- Formulation of criteria for evaluation of Independent Directors and the Board;
- Devising a policy on Board diversity;
- Identifying persons who are qualified to become directors and who may be appointed in senior management in accordance with the criteria laid down, and recommend to the Board their appointment and removal.
- Recommend whether to extend or continue the term of appointment of the independent director, on the basis of the report of performance evaluation of independent directors.
- Recommend to the board, all remuneration, in whatever form, payable to senior management

#### Remuneration Policy:

Remuneration Policy of your Company has been designed to ensure that the level and composition of remuneration is reasonable and sufficient to attract, retain and motivate Directors/Employees of the quality required to run the Company successfully and Relationship of remuneration to performance is clear and meets appropriate performance benchmarks. Remuneration policy of the Company has been uploaded on the Company's website and can be accessed at [https://www.astralpipes.com/uploads/investor\\_broucher/1628097569\\_13\\_nomination\\_&remuneration\\_policy.pdf](https://www.astralpipes.com/uploads/investor_broucher/1628097569_13_nomination_&remuneration_policy.pdf).

Salient features of the policy on remuneration of executive and non-executive directors are as under:

#### • Executive Directors :

The Board of Directors in consultation with the Nomination and Remuneration Committee decides on the remuneration payable to the Managing Director / Whole Time Director. The total remuneration to the Managing Director comprises fixed component consisting of salary and perquisites in accordance with Company's policy and a profit linked incentive.

#### • Non – Executive Directors:

Non-Executive Directors are paid sitting fees for attending the Board and Committee meetings, plus the reimbursement of actual expense directly related to the travel and out-of-pocket expenses, if any, incurred by them.

#### Performance Evaluation Criteria for Independent Directors:

The performance evaluation criteria for Independent Directors are determined by the Nomination and Remuneration Committee. An indicative list of factors that may be evaluated include adherence to ethical standards and code of conduct, constructive participation in board meetings, implementing good corporate governance practices, review of integrity of financial information and risk management, safeguarding interest of whistle blowers under vigil mechanism etc.

#### Details of remuneration and pecuniary benefits to the Directors during FY 2020-21:

(₹ In Million)

Name of the Director	Salary/ Allowances	Sitting Fees	Incentive
Mr. K. R. Shenoy <sup>1</sup>	Nil	0.45	Nil
Mr. Sandeep P. Engineer	41.45	Nil	43.50
Mrs. Jagruti S. Engineer	8.38	Nil	Nil
Mr. Kyle A. Thompson <sup>2</sup>	Nil	Nil	Nil
Mr. Anil Kumar K. Jani	Nil	0.70	Nil
Mr. Pradip N. Desai <sup>1</sup>	Nil	0.45	Nil
Mrs. Kaushal D. Nakrani	Nil	0.40	Nil
Mr. Viral M. Jhaveri	Nil	0.55	Nil
Mr. C.K. Gopal	Nil	0.55	Nil

<sup>1</sup> Ceased as Independent Director w.e.f. August 25, 2020 due to completion of tenure.

<sup>2</sup> Resigned from the post of Directorship w.e.f. July 9, 2020

**Notes:**

- (i) There were no pecuniary relationships or transactions of the Non-Executive Directors vis-à-vis Company other than payment of sitting fees and reimbursement of expenses incurred by them for the purpose of attending meetings of the Company.
- (ii) The Managing Director is entitled to an incentive payment at the rate of 1% (One percent) of Profit Before Tax of the Company in addition to the salary, increment and reimbursement of expenses.  
None of the Directors except the Managing Director is entitled to such an Incentive.
- (iii) None of the Directors of the Company has been granted any Stock Options during the year.

The shareholding of Directors as on the March 31, 2021 is as under:

Sr. No.	Name of Director	Shareholding	%
1	Mr. K. R. Shenoy <sup>1</sup>	Nil	Nil
2	Mr. Sandeep P. Engineer	6,30,70,765	31.39
3	Mrs. Jagruti S. Engineer	1,52,39,016	7.59
4	Mr. Kyle A. Thompson <sup>2</sup>	Nil	Nil
5	Mr. Anil Kumar K. Jani	1,226	0.00
6	Mr. Pradip N. Desai <sup>1</sup>	5,00,000	0.25
8	Mrs. Kaushal D. Nakrani	Nil	Nil
9	Mr. Viral M. Jhaveri	1,333	Nil
10	Mr. C.K. Gopal	Nil	Nil

<sup>1</sup> Ceased as Independent Director w.e.f. August 25, 2020 due to completion of tenure.

<sup>2</sup> Resigned from the post of Directorship w.e.f. July 9, 2020.

The Company has not issued any convertible instruments.

**Performance Evaluation:**

Pursuant to the provisions of the Companies Act, 2013 and SEBI Listing Regulations, the Committee has carried out the annual performance evaluation of Directors and Key Managerial Personnel. The Board of Directors also carried out annual performance evaluation of Independent Directors and Committees of the Board. Performance evaluation was carried out based on approved criteria such as adherence to ethical standards and code of conduct, constructive participation in board meetings, implementing good corporate governance practices etc. The Directors expressed their satisfaction with the evaluation process.

The independent directors also held separate meeting to review the performance of Non-Independent Directors and Board as whole, reviewed the performance of Chairman of the Company, taking into account the views of Executive Directors and Non-Executive Directors and assessed the quality, quantity and timeliness of flow of information between the Company Management and the Board.

**(iv) Risk Management Committee:**

Regulation 21 of the SEBI Listing Regulations mandate top 1000 listed entities, determined on the basis of market capitalisation as at the end of the immediate previous financial year, to constitute a Risk Management Committee ('RMC') with effect from April 1, 2019 to assist the Board of Directors

in overseeing the Company's risk management processes and controls. The RMC seeks to minimize adverse impact on the business objectives and enhance stakeholder value.

**Composition, meetings and attendance**

The Risk Management Committee of your Company has been constituted as per the requirements of regulation 21 of SEBI Listing Regulations. The Chairman of the Committee is the member of the Board.

During the Financial Year 2020-21, the Committee met once on November 6, 2020.

The composition of the Risk Management Committee as on March 31, 2021 and the attendance of the members in the meetings held during the Financial Year 2020-21 are as follows:

Name of Member	Designation	No. of meetings attended
Mr. C.K. Gopal <sup>1</sup>	Chairman	1
Mr. K.R. Shenoy <sup>2</sup>	Ex-Chairman	0
Mr. Sandeep P. Engineer	Member	1
Mr. Hiranand A. Savlani	Member	1
Mr. Viral M. Jhaveri <sup>3</sup>	Member	1

<sup>1</sup> Appointed as Chairman w.e.f. August 25, 2020

<sup>2</sup> Ceased to be Chairman w.e.f. August 25, 2020

<sup>3</sup> Appointed as member w.e.f. August 25, 2020

**Terms of Reference:**

The terms of reference of the RMC, inter alia, are as under:

1. To formulate a detailed risk management policy which shall include:
  - a) A framework for identification of internal and external risks specifically faced by the Company, in particular including financial, operational, sectoral, sustainability (particularly, ESG related risks), information, cyber security risks or any other risk as may be determined by the Committee.
  - b) Measures for risk mitigation including systems and processes for internal control of identified risks.
  - c) Business continuity plan.
2. To ensure that appropriate methodology, processes and systems are in place to monitor and evaluate risks associated with the business of the Company;
3. To monitor and oversee implementation of the risk management policy, including evaluating the adequacy of risk management systems;
4. To periodically review the risk management policy, at least once in two years, including by considering the changing industry dynamics and evolving complexity;
5. To keep the board of directors informed about the nature and content of its discussions, recommendations and actions to be taken;
6. The appointment, removal and terms of remuneration of the Chief Risk Officer (if any) shall be subject to review by the Risk Management Committee.

**4. GENERAL BODY MEETING**

The details of last three Annual General Meetings of the Company are as follows:

Financial Year	Date-Time-Venue
2019-20	August 21, 2020 at 11:00 a.m. through video conferencing ("VC")/Other Audio Visual Means (OAVM)
2018-19	2 <sup>nd</sup> August, 2019 at 10.00 a.m. at H T Parekh Hall, Ahmedabad Management Association, ATIRA Campus, Dr. Vikram Sarabhai Marg, Ahmedabad – 380015.
2017-18	25 <sup>th</sup> August, 2018 at 10:00 a.m. at H T Parekh Hall, Ahmedabad Management Association, ATIRA Campus, Dr. Vikram Sarabhai Marg, Ahmedabad – 380015.

**Details of special resolutions passed in Previous Three AGMs.**

Details of the Special Resolutions passed in last three Annual General Meetings are as follow:

Financial Year	Particulars of Special Resolutions passed
2019-20	To approve variation in terms & conditions of Astral Employee Stock Option Scheme, 2015, ("Astral ESOS 2015").
2018-19	Re-appointment of Mr. K.R. Shenoy (DIN: 00163468) as an Independent Director of the Company. Re-appointment of Mr. Pradip N. Desai (DIN: 00336937) as an Independent Director of the Company. To approve offer or invitation to subscribe to Non-convertible Debentures on private placement basis.
2017-18	Ratification of appointment of Mr. Narasinh K. Balgi (DIN: 00163468) as an Independent Director for present tenure. Ratification of appointment of Mr. K.R. Shenoy (DIN: 00163468) as an Independent Director for present tenure.

### Postal Ballot:

During the year, the Company approached the shareholders through postal ballot. The details of the postal ballot is as under:

Name of resolution	Type of Resolution	No. of votes polled	Votes cast in favour		Votes cast in against	
			No. of votes	%	No. of votes	%
Issue of Bonus share	Ordinary	11,56,15,488	11,56,15,318	99.99	170	0.01
Change of name of the Company	Special	11,56,13,664	11,56,13,248	99.99	416	0.01

Date of Postal Ballot notice:	February 3, 2021.
Voting period:	February 8, 2021 to March 9, 2021
Date of approval:	March 9, 2021
Date of declaration of result:	March 10, 2021

No Extra Ordinary General Meeting was held during the Financial Year 2020-21.

## 1. DISCLOSURES

### (a) Disclosure on materially significant related party transactions.

There were some related party transactions during the Financial Year 2020-21 and the same do not have potential conflict with the interest of the Company at large. The details of related party transactions as per Indian Accounting Standard – 24 are included in the notes to the accounts.

### (b) Details of non-compliance with regard to capital market.

There is no non-compliance by the Company on any matter related to the capital markets during the last three years. Similarly, there are no penalties, strictures imposed by the Stock Exchanges, SEBI or any statutory authority on any matter related to capital market.

### (c) Disclosure of accounting treatment

There is no deviation in following the treatments prescribed in any Accounting Standard in preparation of financial statements for the year 2020-21.

### (d) Board disclosures – Risk Management

The Board members of the Company are regularly appraised about the risk assessment and minimization procedures adopted by the Company. The Audit Committee of the Board is also regularly informed about the business

risks and the steps taken to mitigate the same. The implementation of the risk assessment and minimization procedures is an ongoing process and the Board members are periodically informed of the status.

### (e) Familiarization Program of Independent Directors

The Board familiarization program comprises of the following:-

- Induction program for new Independent Directors;
- Presentation on business and functional issues
- Updation of business, branding, corporate governance, regulatory developments and investor relations matters

All new Independent Directors are taken through a detailed induction and familiarization program when they join the Board of your Company. The induction program is an exhaustive one that covers the history and culture of your company, background of the Company and its growth over the decades, various milestones in the Company's existence since its incorporation, the present structure and an overview of the businesses and functions.

Independent Directors are familiarized with their roles, rights and responsibilities in the Company as well as with the nature of industry and business model of the Company by providing various presentations at Board/

Committee meetings from time to time. These presentations provide a good understanding of the business to the Independent Directors which covers various functions of the Company and also an opportunity for the Board to interact with the next level of management. There are opportunities for Independent Directors to interact amongst themselves.

Apart from the above, the Directors are also given an update on the environmental and social impact of the business, branding, corporate governance, regulatory developments and investor relations matters.

The details of the Familiarization programmes can be accessed on the web link: [https://www.astralpipes.com/uploads/investor\\_broucher/1628097478\\_12\\_familiarisation\\_programme\\_of\\_id.pdf](https://www.astralpipes.com/uploads/investor_broucher/1628097478_12_familiarisation_programme_of_id.pdf).

**(f) Details of compliance with mandatory requirements and adoption of non-mandatory requirements of SEBI Listing Regulations.**

The Company has complied with all the mandatory requirements as mandated under SEBI Listing Regulation. A Certificate from the Statutory Auditors of the Company to this effect has been included in this Report.

**(g) Whistle Blower Policy**

The Company promotes ethical behavior in all its business activities and has put in place a mechanism for reporting illegal or unethical behavior. The Company has a Vigil mechanism and Whistle blower policy under which the employees are free to report violations of applicable laws and regulations and the Code of Conduct. Employees may also report to the Chairman of the Audit Committee. During the year under review, no employee was denied access to the Audit Committee. Whistle blower policy of the Company has been uploaded on the website of the Company and can be accessed at [https://www.astralpipes.com/uploads/investor\\_broucher/1628097744\\_9\\_vigil\\_mechanism\\_&\\_whistle\\_blower\\_policy.pdf](https://www.astralpipes.com/uploads/investor_broucher/1628097744_9_vigil_mechanism_&_whistle_blower_policy.pdf).

As per the requirement of The Sexual Harassment of Women at Workplace (Prevention, Prohibition & Redressal) Act, 2013 and rules made thereunder, your Company has constituted Internal Complaints Committee (ICC) which is responsible for redressal of complaints related to sexual harassment. During the year under review, there were no complaints pertaining to sexual harassment.

**(h) Policy on "Material" Subsidiary**

The Company has Board approved policy on determining Material Subsidiary which can be accessed at [https://www.astralpipes.com/uploads/investor\\_broucher/1628097519\\_11\\_material\\_subsidary\\_policy.pdf](https://www.astralpipes.com/uploads/investor_broucher/1628097519_11_material_subsidary_policy.pdf).

**(i) Certification from CEO and CFO**

The requisite certificate from the Managing Director and Chief Financial Officer of the Company required to be given under Regulation 33 was placed before the Board of Directors of the Company at its Meeting held on May 18, 2021 and Mr. Sandeep P. Engineer, Managing Director and Mr. Hiranand A. Savlani, Chief Financial Officer of the Company, have certified to the Board that:

- (a) They have reviewed the Financial Statement and the Cash Flow Statement for the year 2020-21 and that to the best of their knowledge and belief:
  - (i) These statements do not contain any materially untrue statement or omit any material fact or contain statements that might be misleading;
  - (ii) These statements together present a true and fair view of the Company's affairs and are in compliance with existing Accounting Standards, applicable Laws and Regulations.
- (b) There are, to the best of their knowledge and belief, no transactions entered into by the Company during the year which are fraudulent, illegal or violative of Company's Code of Conduct.
- (c) They accept responsibility for establishing and maintaining internal controls for financial reporting and that they have evaluated the effectiveness of internal control systems of the Company pertaining to financial reporting. They have not come across any reportable deficiencies in the design or operation of such internal controls.
- (d) They have indicated to the Auditors and the Audit Committee:
  - (i) That there are no significant changes in the internal control over financial reporting during the year;
  - (ii) There are no significant changes in the Accounting Policies during the year, and
  - (iii) There are no instances of significant fraud of which they have become aware.



**(j) Disclosure of commodity price risks and commodity hedging activities**

Please refer to Management Discussion and Analysis Report for the same.

**(k) Certification from Company Secretary in practice:**

Ms. Monica Kanuga, Practicing Company Secretary, has issued a certificate required

under the Listing Regulations, confirming that none of the directors on Board of the Company has been debarred or disqualified from being appointed or continuing as director of the Company by the SEBI/Ministry of Corporate Affairs or any such statutory authority. The certificate is enclosed with this report.

**(l) list of core skills / expertise /competencies identified in the context of the business:**

The Board continues to identify an appropriate mix of diversity and skills for introducing different perspectives into Board for better anticipating the risks and opportunities in building a long-term sustainable business.

The below table summarizes the key qualifications, skills and attributes which are taken into consideration while nominating to serve on the Board.

Business Strategies	Success in business at a senior level.
Financial & Accounting Expertise	Proficiency in financial accounting and reporting, corporate finance and internal controls, corporate funding and associated risks.
Governance, Risk & Compliance	Experience with a large Corporate that demonstrates rigorous governance standards.
Mergers & Acquisition	Capable to make wise decisions in Corporate mergers, acquisitions and joint ventures.
Innovative	A strong understanding of innovation and technology, and the development and implementation of initiatives to enhance production.
Diversity	Representation of gender, cultural or other such diversity that expand the Board's understanding and perspective.

The below table specifies area of focus or expertise of individual Board member:

Director	Areas of Skills/ Expertise					
	Business Strategies	Finance & Accounting Expertise	Governance, Risk & Compliance	Merger & Acquisition	Innovative	Diversity
Mr. Sandeep P. Engineer (Managing Director)	✓	✓	✓	✓	✓	✓
Mrs. Jagruti S. Engineer (Whole-time Director)	✓	-	✓	✓	✓	✓
Mr. Kyle A. Thompson <sup>1</sup> (Non- Executive Director)	✓	✓	✓	-	✓	✓
Mr. Ani Kumar K. Jani (Non- Executive Director)	✓	-	✓	-	✓	-
Mr. K R Shenoy <sup>2</sup> (Independent Director)	✓	✓	✓	✓	✓	✓
Mr. Pradip N. Desai <sup>2</sup> (Independent Director)	✓	✓	✓	✓	✓	-
Mrs. Kaushal D. Nakrani (Independent Director)	✓	✓	✓	✓	-	✓
Mr. Viral M. Jhaveri (Independent Director)	✓	✓	✓	✓	✓	-
Mr. C K Gopal (Independent Director)	✓	✓	✓	✓	✓	✓

<sup>1</sup> Resigned form post of Directorship w.e.f July 9, 2020.

<sup>2</sup> Ceased as Independent Director w.e.f. August 25, 2020 due to completion of tenure.

## 2. MEANS OF COMMUNICATION TO SHAREHOLDERS

### (a) Quarterly/Annual Results

The Quarterly / Annual Results and Notices as required are normally published in the Leading Daily Newspaper "The Economic Times" in English and Local Language, i.e. Gujarati editions.

### (b) Posting of information on the website of the Company / Stock Exchanges

- The Quarterly / Annual Results of the Company, Shareholding pattern, Code of Conduct for Board and Senior Management of the Company are displayed on the Company's website [www.astralpipes.com](http://www.astralpipes.com).
- The official news releases of the Company are displayed on the websites of BSE & NSE.
- The Presentations made to Institutional Investors/Analysts are displayed on the Company's website [www.astralpipes.com](http://www.astralpipes.com).

## 5. GENERAL SHAREHOLDERS' INFORMATION:

### (a) Annual General Meeting (Proposed): Twenty Fifty Annual General Meeting:

Day and date	Tuesday, August 31, 2021.
Time	11: 00 a.m.
Venue	Not Applicable - Meeting will be conducted through Video Conferencing/Other Audio Visual means.

### (b) Financial Year 2020-21:

Financial Year	April 1 to March 31
----------------	---------------------

### (c) Board Meetings approval of Quarterly for Results

Quarter	Tentative Date of Announcement of Board Meeting [F.Y.2021-2022]
1 <sup>st</sup> Quarter Results	On or before August 14, 2021
2 <sup>nd</sup> Quarter Results	On or before November 14, 2021
3 <sup>rd</sup> Quarter Results	On or before February 14, 2022
4 <sup>th</sup> Quarter and Annual Results	Within 60 days of the close of financial Year ending on March 31, 2022

### (d) Book Closure date:

The Share Transfer Book and Register of Members will remain closed from from August 25, 2021 to August 31, 2021 (Both days inclusive).

### (e) Dividend :

The Board of Directors of the Company had adopted the Dividend Distribution Policy on November 17, 2016 in line with the SEBI (Listing Obligations & Disclosure Requirements) Regulations, 2015. The Policy is uploaded on the Company's website at [https://www.astralpipes.com/uploads/investor\\_broucher/1628097600\\_3\\_policy\\_on\\_dividend\\_distribution.pdf](https://www.astralpipes.com/uploads/investor_broucher/1628097600_3_policy_on_dividend_distribution.pdf).

The Dividend, if declared, will be paid within the statutory time limit to the eligible members of the Company.

### (f) Listing on Stock Exchanges:

The Equity Shares of the Company are listed on the following Stock Exchanges in India since 20<sup>th</sup> March, 2007:

The BSE Limited (BSE) Phiroze Jeejeebhoy Towers, Dalal Street, Fort, Mumbai - 400 001	National Stock Exchange of India Limited (NSE) "Exchange Plaza", Bandra Kurla Complex, Bandra (E), Mumbai - 400 051
---	--

The Company has paid Annual Listing fees to the above Stock Exchanges for the Financial Year 2020-21 & 2021-22.

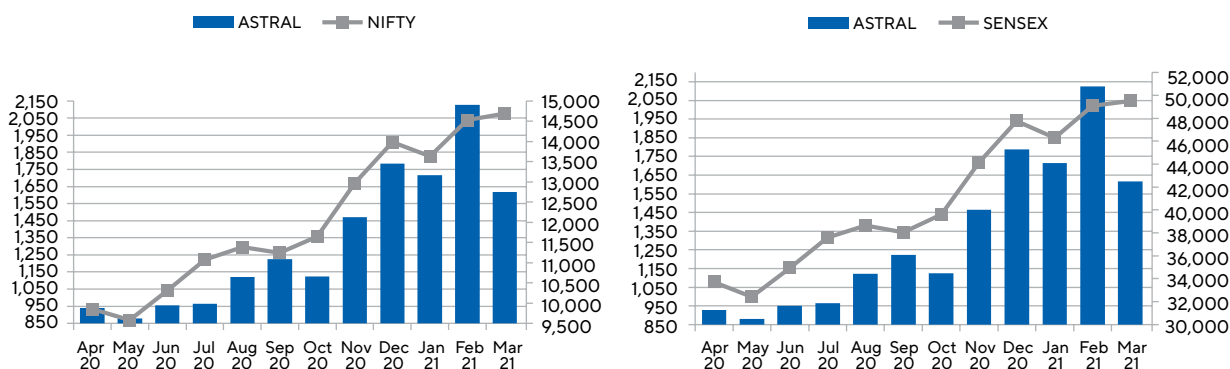
**(g) Stock Code :**

The BSE Limited (BSE)	532830
The National Stock Exchange of India Limited (NSE)	ASTRAL
ISIN for Equity Shares held in Demat form with NSDL and CDSL	INE006I01046

**(h) Stock Market Data:**

Month	BSE		NSE	
	High	Low	High	Low
April, 2020	1,019.00	851.20	1,020.00	850.00
May, 2020	960.90	768.00	962.00	770.10
June, 2020	988.30	844.50	988.00	848.90
July, 2020	998.00	906.00	997.90	909.05
August, 2020	1,250.00	925.00	1,262.65	930.00
September, 2020	1,312.00	1,026.70	1,314.70	1,065.55
October, 2020	1,249.80	1,087.00	1,249.90	1,076.95
November, 2020	1,594.15	1,092.20	1,593.30	1,091.30
December, 2020	1,841.10	1,393.80	1,830.00	1,393.00
January, 2021	1,826.90	1,610.00	1,828.00	1,608.00
February, 2021	2,153.50	1,708.00	2,155.00	1,705.00
March, 2021	2,650.00	1,480.00*	2,630.00	1,479.00

\* Ex Bonus price w.e.f March 18, 2021.



**(i) Registrar and Share Transfer Agents :**

All the work relating to the share registry for Shares held in Physical form as well as Shares held in Electronic Form (Demat) is being done at one single point at R & T Agent of the Company viz. Bigshare Services Private Limited.

The detailed address is as under:

**BIGSHARE SERVICES PRIVATE LIMITED**

1<sup>st</sup> Floor, Bharat Tin Works Building,  
Opp. Vasant Oasis, Makwana Road,  
Marol, Andheri (East),  
Mumbai 400059.

Phone No: +91 022-62638200,

Fax No. + 91 022-62638299,

E-mail: [investor@bigshareonline.com](mailto:investor@bigshareonline.com)

**(j) Transfer to Investor Education and Protection Fund (IEPF)**

In terms of the Section 124 of the Companies Act, 2013, the amount that remained unclaimed for a period of seven years is required to be transferred to the Investor Education and Protection Fund (IEPF) administered by the Central Government.

During the year under review, the unclaimed dividend amount for the year 2012-13(Final) & 2013-14 (Interim) was transferred to the IEPF established by the Central Government under applicable provisions of the Companies Act.

In terms of Section 124(6) of the Act read with Investor Education and Protection Fund Authority (Accounting, Auditing, Transfer and Refund) Rules, 2016, the Company has transferred the shares in respect of which the dividend has not been claimed for a period of seven years or more to the demat account of IEPF Authority. The Company had communicated to all the concerned shareholders individually whose shares were liable to be transferred to IEPF. The Company had also given newspaper advertisements, before such transfer in favour of IEPF. The Company had also uploaded the details of such shareholders and shares transferred to IEPF on the website of the Company at [www.astralpipes.com](http://www.astralpipes.com). The Shareholders may note that both the unclaimed dividend and corresponding shares transferred to the IEPF Authority including all benefits accruing on such shares, if any, can be claimed back by them from IEPF Authority after following the procedure (i.e. an application in E-form No. IEPF-5) prescribed in the Rules. Shareholders may refer Rule 7 of the said Rules for Refund of shares / dividend etc.

**(k) Share Transfer System :**

The Shares of Company are compulsorily traded in dematerialized form. Shares received in Physical Form are transferred within a period of 15 days from the date of lodgment subject to documents being valid and complete in all respects. The request for dematerialization of Shares are also processed by the R&T agent within stipulated period and uploaded with the concerned Depositories. In terms of SEBI Listing Regulation, Company Secretary in Practice examines the records and processes of Share transfers and issues half yearly Certificate which is sent to the Stock Exchanges.

**(l) Distribution of Shareholding:**

The distribution of Shareholding of the Company as on March 31, 2021 is as follows:

No. of Equity Shares Held	No. of shareholders	% of Total shareholders	No. of Shares	% of Total Capital
Upto 5,000	1,01,277	99.26	1,07,34,289	5.34
5,001-10,000	319	0.31	22,89,065	1.14
10,001-20,000	148	0.15	21,30,634	1.06
20,001-30,000	63	0.06	15,63,699	0.78
30,001-40,000	37	0.04	13,03,581	0.65
40,001-50,000	23	0.02	10,30,410	0.51
50,001-1,00,000	56	0.05	40,37,106	2.01
1,00,001 and above	111	0.11	17,78,18,984	88.51
<b>Total</b>	<b>1,02,034</b>	<b>100.00</b>	<b>20,09,07,768</b>	<b>100.00</b>

**(m) Shareholding Pattern:**

The Shareholding Pattern of the Company as on 31<sup>st</sup> March, 2021 is as follows:

Category	No of Shares	% of Total Capital
Promoters (including persons acting in concert)	11,19,76,428	55.74
Foreign Institutional/Portfolio Investors	4,56,27,221	22.71
Mutual Funds, other Financial Institutions and Banks	1,45,59,248	7.25
Non-resident Indians	11,69,510	0.58
Bodies Corporate	49,98,136	2.49
Resident Indians	2,05,55,430	10.23
Clearing members	4,87,206	0.24
Trust/Others	15,34,589	0.76
<b>Total</b>	<b>20,09,07,768</b>	<b>100.00</b>

**(n) Dematerialization of Shares and liquidity:**

As on March 31, 2021, 99.99 % of the total Equity Shares were held in dematerialized form with National Securities Depository Ltd. [NSDL] and Central Depository Services Limited [CDSL].

The details of which are as under:

Sr. No.	Mode of Holding	No. of Shares	% of Total Capital
1	NSDL	14,78,60,759	98.13
2	CDSL	28,11,547	1.86
3	Physical	8520	0.01
<b>Total</b>		<b>15,06,80,826*</b>	<b>100.00</b>

\* The Company has allotted 5,02,26,942 Equity shares as Bonus shares on March 20, 2021, however the same were credited to NSDL & CDSL on April 1, 2021.

**(o) GDRs/ADRs/Warrants or Convertible Instruments outstanding as on the date of this Report: Nil**

**(p) Plant Location:**

Gujarat Unit		Tamilnadu	Rajasthan	Uttrakhand	Maharashtra	
Santej	Dholka					
Village: Santej, Taluka: Kalol, Dist: Gandhinagar, Gujarat, India	Dholka-Kheda Road, Rampur, Dholka, Dist: Ahmedabad Gujarat, India	Perandaplli Post, Village -Alur, District-Krishnagiri, Hosur, Tamilnadu, India	Plot No. Sp5-132, Ghiloth Riico Industrial Area, General Zone, Shahjahanpur, Ghiloth, Alwar, Rajasthan - 301705	Plot No. C-06, Phase-3, E.S.I.P., Sitarganj, Dist. : Udham Singh Nagar, Uttrakhand	C.S. No. 190, 191, 192, 193/1, 193/2, 195/2, 196/2 and 196/3 Tasgaon, Miraj Road, Kanadwadi, Dist.: Sangli, Maharashtra	Gat No. 127 & 128, Village Pangra, Taluka Paithan, District-Aurangabad.

**(q) Address for correspondence:**

Shareholders' correspondence should be addressed to the Company's Registrar & Share Transfer Agent at the address mentioned at point (i).

Shareholders may also contact Company Secretary at the Registered Office of the Company for any assistance.

Registered Office

"Astral House",

207/1, B/h. Rajpath Club, Off S. G. Highway,

Ahmedabad - 380 059, Gujarat, India

Tel. No. : +91 79 66212000 Fax No. : +91 79 66212121

Email : [co@astralpipes.com](mailto:co@astralpipes.com) Website : [www.astralpipes.com](http://www.astralpipes.com)

**(r) Credit rating:**

Sr. No.	Particulars	CRISIL rating			CARE rating		
		Current rating	Previous rating	Remark	Current rating	Previous rating	Remark
1	Long term Bank facilities	CRISIL AA-/ Positive	CRISIL AA-/ stable	Reaffirmed	CARE AA; Stable	CARE AA; Stable	Reaffirmed
2	Short term Bank facilities	CRISIL A1+	CRISIL A1+	Reaffirmed	CARE A1+	CARE A1+	Reaffirmed

For, Astral Limited

Date : May 18, 2021

Place : Ahmedabad

**Sandeep P. Engineer**

Chairman & Managing Director

DIN: 00067112

### DECLARATION

[Pursuant to para D of Schedule V of Securities and Exchange Board of India (Listing Obligations and Disclosure Requirements) regulations, 2015]

To,  
The Members,  
**Astral Limited.**

I, Sandeep P. Engineer, Managing Director of Astral Limited hereby declare that as of March 31, 2021, all the Board members and Senior Management Personnel have affirmed compliance with the Code of Conduct laid down by the Company.

For, Astral Limited

**Sandeep P. Engineer**

Managing Director

DIN: 00067112

Date : May 18, 2021

Place : Ahmedabad

**Independent Auditor's Report on compliance with the conditions of Corporate Governance as per provisions of Chapter IV of Securities and Exchange Board of India (Listing Obligations and Disclosure Requirements) Regulations, 2015, as amended**

The Members of

**Astral Limited**

Astral House,  
207/1, B/h Rajpath Club,  
Off S.G. Highway,  
Ahmedabad, 380 059

1. The Corporate Governance Report prepared by Astral Limited (formerly known as 'Astral Poly Technik Limited') (hereinafter the "Company"), contains details as specified in regulations 17 to 27, clauses (b) to (i) and (t) of sub – regulation (2) of regulation 46 and para C, D, and E of Schedule V of the Securities and Exchange Board of India (Listing Obligations and Disclosure Requirements) Regulations, 2015, as amended ("the Listing Regulations") with respect to Corporate Governance for the year ended March 31, 2021 as required by the Company for annual submission to the Stock exchange and to be sent to shareholders of the company.

#### **Management's Responsibility**

2. The preparation of the Corporate Governance Report is the responsibility of the Management of the Company including the preparation and maintenance of all relevant supporting records and documents. This responsibility also includes the design, implementation and maintenance of internal control relevant to the preparation and presentation of the Corporate Governance Report.
3. The Management along with the Board of Directors are also responsible for ensuring that the Company complies with the conditions of Corporate Governance as stipulated in the Listing Regulations, issued by the Securities and Exchange Board of India.

#### **Auditor's Responsibility**

4. Pursuant to the requirements of the Listing Regulations, our responsibility is to provide a reasonable assurance in the form of an opinion whether, the Company has complied with the conditions of Corporate Governance as specified in the Listing Regulations.
5. We conducted our examination of the Corporate Governance Report in accordance with the Guidance Note on Reports or Certificates for Special Purposes and the Guidance Note on Certification of Corporate Governance, both issued by the Institute of Chartered Accountants of India ("ICAI"). The Guidance Note on Reports or Certificates for Special Purposes requires that we comply with the ethical requirements of the Code of Ethics issued by the Institute of Chartered Accountants of India.
6. We have complied with the relevant applicable requirements of the Standard on Quality Control (SQC) 1, Quality Control for Firms that Perform Audits and Reviews of Historical Financial Information, and Other Assurance and Related Services Engagements.
7. The procedures selected depend on the auditor's judgement, including the assessment of the risks associated in compliance of the Corporate Governance Report with the applicable criteria. Summary of procedures performed include:
  - i. Read and understood the information prepared by the Company and included in its Corporate Governance Report;
  - ii. Obtained and verified that the composition of the Board of Directors with respect to executive and non-executive directors has been met throughout the reporting period;
  - iii. Obtained and read the Register of Directors as on March 31, 2021 and verified that atleast one independent woman director was on the Board of Directors throughout the year;
  - iv. Obtained and read the minutes of the following committee meetings / other meetings held April 1, 2020 to March 31, 2021:
    - (a) Board of Directors;
    - (b) Audit Committee;

- (c) Annual General Meeting (AGM);
  - (d) Nomination and Remuneration Committee;
  - (e) Stakeholders Relationship Committee;
  - (f) Risk Management Committee
- v. Obtained necessary declarations from the directors of the Company.
  - vi. Obtained and read the policy adopted by the Company for related party transactions.
  - vii. Obtained the schedule of related party transactions during the year and balances at the year- end. Obtained and read the minutes of the audit committee meeting where in such related party transactions have been pre-approved prior by the audit committee.
  - viii. Performed necessary inquiries with the management and also obtained necessary specific representations from management.

The above-mentioned procedures include examining evidence supporting the particulars in the Corporate Governance Report on a test basis. Further, our scope of work under this report did not involve us performing audit tests for the purposes of expressing an opinion on the fairness or accuracy of any of the financial information or the financial statements of the Company taken as a whole.

### Opinion

- 8. Based on the procedures performed by us, as referred in paragraph 7 above, and according to the information and explanations given to us, we are of the opinion that the Company has complied with the conditions of Corporate Governance as specified in the Listing Regulations, as applicable for the year ended March 31, 2021, referred to in paragraph 4 above.

### Other matters and Restriction on Use

- 9. This report is neither an assurance as to the future viability of the Company nor the efficiency or effectiveness with which the management has conducted the affairs of the Company.
- 10. This report is addressed to and provided to the members of the Company solely for the purpose of enabling it to comply with its obligations under the Listing Regulations with reference to compliance with the relevant regulations of Corporate Governance and should not be used by any other person or for any other purpose. Accordingly, we do not accept or assume any liability or any duty of care or for any other purpose or to any other party to whom it is shown or into whose hands it may come without our prior consent in writing. We have no responsibility to update this report for events and circumstances occurring after the date of this report.

For **S R B C & CO LLP**

Chartered Accountants

**ICAI Firm Registration Number:** 324982E/E300003

**per Anil Jobanputra**

Partner

Membership Number: 110759

UDIN: 21110759AAAACL4828

Place of Signature: Mumbai

Date: May 18, 2021



## CERTIFICATE OF NON-DISQUALIFICATION OF DIRECTORS

(Pursuant to Regulation 34(3) and Schedule V Para C clause (10)(i) of the SEBI (Listing Obligations and Disclosure Requirements) Regulations, 2015)

To  
The Members of  
Astral Limited  
(Erstwhile Astral Poly Technik Limited)  
"Astral House", 207/1, B/h. Rajpath Club,  
Off S.G. Highway, Ahmedabad - 380059,  
Gujarat, India.

I have examined the relevant registers, records, forms, returns and disclosures received from the Directors of Astral Limited (CIN: L25200GJ1996PLC029134) and having registered office at "Astral House", 207/1, B/h. Rajpath Club, Off S.G. Highway, Ahmedabad - 380059, Gujarat, India (hereinafter referred to as "the Company"), produced before me by the Company for the purpose of issuing this Certificate, in accordance with Regulation 34(3) read with Schedule V Para C Sub Clause 10(i) of the Securities Exchange Board of India (Listing Obligations and Disclosure Requirements) Regulations, 2015.

In my opinion and to the best of my information and according to the verifications (including Directors Identification Number (DIN) status at the portal [www.mca.gov.in](http://www.mca.gov.in)) as considered necessary and explanations furnished to me by the Company and its officers, I hereby certify that none of the Directors on the Board of the Company as stated below for the Financial year ending on March 31, 2021 have been debarred or disqualified from being appointed or continuing as Directors of companies by the Securities and Exchange Board of India, Ministry of Corporate Affairs, or any such other Statutory Authority.

Sr.No.	Name of Director	DIN	Date of Appointment in Company
1.	Sandeep Engineer	00067112	25.03.1996
2.	Jagruti Engineer	00067276	25.03.1996
3.	Anil Kumar Jani	07078868	28.01.2015
4.	Kaushal D. Nakrani	08405226	29.03.2019
5.	Viral Jhaveri	08277568	24.10.2019
6.	C K Gopal	08434324	11.02.2020

Ensuring the eligibility for the appointment / continuity of every Director on the Board is the responsibility of the management of the Company. My responsibility is to express an opinion on these based on my verification. This certificate is neither an assurance as to the future viability of the Company nor of the efficiency or effectiveness with which the management has conducted the affairs of the company.

The verification and examination of records was conducted online, as facilitated by the Company, due to Covid 19 and subsequent lockdown situation for the purpose of issuing this report. However, necessary confirmation for the authenticity of the records received has been provided by the Company.

Place: Ahmedabad  
Date: May 18, 2021

Signature:  
Name: Monica Kanuga  
Membership No.: F 3868  
CP No.: 2125  
UDIN : F003868C000323770

# BUSINESS RESPONSIBILITY REPORT

## SECTION A: GENERAL INFORMATION ABOUT THE COMPANY

1	Corporate Identity Number (CIN) of the Company	L25200GJ1996PLC029134
2	Name of the Company	Astral Limited
3	Registered address	"Astral House", 207/1, B/h Rajpath Club, Off. S. G. Highway, Ahmedabad – 380059, Gujarat, India.
4	Website	<a href="http://www.astralpipes.com">www.astralpipes.com</a>
5	E-mail	<a href="mailto:info@astralpipes.com">info@astralpipes.com</a>
6	Financial year reported	2020-21
7	Sector(s) that the Company is engaged in (industrial activity code-wise)	Plastic Products, NIC Code-222.
8	List three key products/services that the Company manufactures/provides (as in balance sheet)	1. CPVC/PVC pipes. 2. CPVC/PVC fittings. 3. Water tanks.
9	Total number of locations where business activity is undertaken by the Company	No. of national locations: 30 (which includes 7 manufacturing units, 12 offices and 11 depots)
10	Markets served by the Company	Local, State, National & International

## SECTION B: FINANCIAL DETAILS OF THE COMPANY

1	Paid up Capital (₹)	₹ 20,09,07,768/-
2	Total Turnover (₹)	₹ 24,863 Millions
3	Total profit after taxes (₹)	₹ 3,269 Millions
4	Total Spending on Corporate Social Responsibility (CSR) as percentage of profit after tax (%)	₹ 45.23 Millions during FY 2020-21 (1.38 % of PAT)
5	List of activities in which expenditure in 4 above has been incurred:	Contribution towards Disaster Management for COVID-19, community development etc.

## SECTION C: OTHER DETAILS

1. Does the Company have any Subsidiary Company/ Companies?

The Company has 5 subsidiary companies (including 1 step down subsidiary) as on March 31, 2021

2. Do the Subsidiary Company/Companies participate in the BR Initiatives of the parent company? If yes, then indicate the number of such subsidiary company(s).

Subsidiaries of the Company follow major business responsibility initiatives of parent company to the extent practicable.

3. Do any other entity/entities (e.g. suppliers, distributors etc.) that the Company does business with, participate in the BR initiatives of the Company? If yes, then indicate the percentage of such entity/entities? [Less than 30%, 30-60%, More than 60%].

No other entity / entities participate in the BR initiatives of the Company.

## SECTION D: BR INFORMATION

1. Details of Director/Directors responsible for BR:

(a) Details of the Directors/Director responsible for implementation of the BR policy/policies:

1. DIN: 00067112
2. Name: Mr. Sandeep P. Engineer
3. Designation: Managing Director

(b) Details of the BR head:

1. DIN: 00067276
2. Name: Mrs. Jagruti S. Engineer
3. Designation: Whole Time Director
4. Tele No.: 079-66212000
5. E-mail: [brr@astralpipes.com](mailto:brr@astralpipes.com)

## 2. Principle-wise (as per NVGs) BR Policy/policies:

No	Questions	P1	P2	P3	P4	P5	P6	P7	P8	P9
1	Do you have a policy/ policies for	Yes	Yes	Yes	Yes	Yes	Yes	Yes	Yes	Yes
2	Has the policy being formulated in consultation with the relevant stakeholders?	Yes	Yes	Yes	Yes	Yes	Yes	-	Yes	Yes
3	Does the policy conform to any national / international standards? If yes, specify? (50 words)	The policies are aligned with the principles of NVG guidelines								
4	Has the policy being approved by the Board? Is yes, has it been signed by MD / owner / CEO / appropriate Board Director?	Yes	Yes	Yes	Yes	Yes	Yes	Yes	Yes	Yes
5	Does the Company have a specified committee of the Board / Director Official to oversee the implementation of the policy?	Yes	Yes	Yes	Yes	Yes	Yes	Yes	Yes	Yes
6	Indicate the link for the policy to be viewed online?	<a href="https://www.astralpipes.com/uploads/investor_broucher/1628097333_2_business_responsibility_policies.pdf">https://www.astralpipes.com/uploads/investor_broucher/1628097333_2_business_responsibility_policies.pdf</a>								
7	Has the policy been formally communicated to all relevant internal and external stakeholders?	The BR policies have been communicated to Company's internal and external stakeholders through relevant contents on the website of the Company <a href="http://www.astralpipes.com">www.astralpipes.com</a> .								
8	Does the Company have in house structure to implement the policy / policies?	Yes	Yes	Yes	Yes	Yes	Yes	Yes	Yes	Yes
9	Does the Company have a grievance redressal mechanism related to the policy / policies to address stakeholders' grievances related to the policy / policies?	Yes	Yes	Yes	Yes	Yes	Yes	Yes	Yes	Yes
10	Has the Company carried out independent audit / evaluation of the working of this policy by an internal or external agency?	No	No	No	No	No	No	No	No	No

## 3. Governance related to BR

- (a) Indicate the frequency with which the Board of Directors, Committee of the Board or CEO to assess the BR performance of the Company. Within 3 months, 3-6 months, Annually, More than 1 year.

The Company's Business Responsibility performance is assessed annually.

- (b) Does the Company publish a BR or a Sustainability Report? What is the hyperlink for viewing this report? How frequently it is published?

This report comprises the Company's fourth Business Responsibility Report as per the National Voluntary Guidelines on Social, Environmental and Economic Responsibility of Business (NVG). The Company currently does not publish a separate Sustainability Report. This Report is part of Annual report which is posted on the Company's website - [www.astralpipes.com](http://www.astralpipes.com)

## it extend to the Group/Joint Ventures/Suppliers/ Contractors/NGOs/Others?

The Company is committed to conduct its affairs in a fair, transparent and professional manner and maintaining good ethical standards, transparency and accountability in dealing with all its stakeholders. The Company has adopted Code of Conduct for all employees which covers policy on ethics, values and anti-corruption. Further, the Company has also adopted a separate Code of Conduct for its Directors and Senior Management which lays down the best corporate governance practices to be followed by the Board members and senior management personnel. In addition to this, the Company also has a Whistle Blower Policy and policy against sexual harassment at workplace. Internal Complaints Committee has been set up to address the complaints of sexual harassment at workplace.

2. How many stakeholder complaints have been received in the past financial year and what percentage was satisfactorily resolved by the management? If so, provide details thereof, in about 50 words or so.

Details relating to shareholders' complaints, received and resolved, are provided in Corporate Governance Report, which is a part of this Annual Report. However, there was no stakeholder complaint in the reporting

## SECTION E: PRINCIPLE-WISE PERFORMANCE

**Principle 1: Businesses should conduct and govern themselves with Ethics, Transparency and Accountability.**

1. Does the policy relating to ethics, bribery and corruption cover only the Company? Yes/ No. Does

period with regard to ethics, bribery, corruption and sexual harassment.

significantly fast which can lead to save on time and energy.

**Principle 2: Businesses should provide goods and services that are safe and contribute to sustainability throughout their life cycle.**

**1. List up to 3 of your products or services whose design has incorporated social or environmental concerns, risks and/or opportunities.**

With a view towards sustainability, your company has started working on the Green certifications like Leed (O & M), Greenco & Greenpro. According to company is willing to to make changes in old buildings, modify manufacturing processes and addition of more environment friendly products. Also your company has started minimal Life Cycle Assessment for its products which covers all 5 main life cycle stages including incoming raw material, manufacturing, packaging and transportation, use and end of life. Your company is committed to conduct its business in an Eco-Friendly manner. At the time of new development, it is being considered that how it will be beneficial to environment and society from Cradle to Grave. With a view to reducing indirect emission of Green House Gases, company has installed windmills, going to install solar power plants in all manufacturing plants, planted saplings all along plant boundary wall. All products being manufactured by Astral are eco-friendly. The Company has received the certification for ISO 14001:2015 and ISO 45001:2018 for integrated management system implementation.

**2. For each such product, provide the following details in respect of resource use (energy, water, raw material etc.) per unit of product (optional):**

(a) Reduction during sourcing/production/distribution achieved since the previous year throughout the value chain?

Company is planning to add new manufacturing and warehouses units in various locations which can help reduction in Green House Gases in large amount. Company is going to start new plant in Cuttack, Bhubneshwar to cater East India and North East India.

The construction work for the plant is going on and manufacturing will start from second half of current financial year.

(b) Reduction during usage by consumers (energy, water) has been achieved since the previous year?

Your Company is committed to achieve maximum reduction in water and energy with initiative of development of such products. The company has introduced many products in the category of underground drainage system as well as rain water harvesting system which can help for reduction in water usage as well as wastage. Also the installation of such product are

**3. Does the Company have procedures in place for sustainable sourcing (including transportation)?**

Astral is committed to have highest level of sustainable business practices. For this all the possible procurement is done through sustainable practices as well as policies keeping the benefit to itself and to society as large.

Not only sourcing the material locally as much as possible, but Astral has policies in place for its vendor to follow the sustainable practices at their end. This will help society at a large.

**4. Has the Company taken any steps to procure goods and services from local & small producers, including communities surrounding their place of work?**

(a) If yes, what steps have been taken to improve their capacity and capability of local and small vendors?

The Company is determined to procure all required material from nearest possible quality suppliers. Company is procuring total packing material, many raw material, components, accessories, equipment, services etc. from nearest possible suppliers. Very strict inhouse quality checks and frequent inspections of suppliers are performing by company team for enhancing their quality as well as capacity also. Company is trying to source maximum possible skilled, semiskilled and unskilled manpower from nearby areas.

Company is going to start monitoring air quality of manufacturing plant for providing good work environment of its employees as well as nearby climate of its manufacturing units.

As Green House Gas Emissions is the basic parameter for climate change, company is willing to start to monitor GHG emissions from its total operations and will set targets for the same.

**5. Does the Company have a mechanism to recycle products and waste? If yes what is the percentage of recycling of products and waste (separately as 10%). Also, provide details thereof, in about 50 words or so.**

Company does not generate any hazardous waste which is having toxic substances and which is potentially harmful to human health or environment.

Company is going to start monitoring of percentage of waste recycling.

Whatever the products are being manufactured by the Company are 100% recyclable. Generated waste during manufacturing process is being grounded and then blended with the Raw material. Out of generated waste, no or very little waste cannot be reused and

recycled. Also company use STP recycled water & RO waste water for gardening and flushing in toilets. Also company arranges frequent training programmes for employees regarding ones responsibility towards environment, suggesting employees to save water, save papers by not taking prints or use one side printed paper, provides recycle calendar with plant seeds, provides plant saplings, running advertisement video on website and social media.

**Principle 3: Businesses should promote the wellbeing of all employees.**

**1. Please indicate the Total number of employees.**

The Company has 1,853 employees as on March 31, 2021

**2. Please indicate the Total number of employees hired on temporary/contractual/casual basis.**

The Company has 2,500 employees hired on temporary/contractual/casual basis.

**3. Please indicate the Number of permanent women employees**

The Company has 71 women employees as on March 31, 2021

**4. Please indicate the Number of permanent employees with disabilities**

The Company has 8 employees with disabilities as on March 31, 2021

**5. Do you have an employee association that is recognised by management**

The Company does not have an employee association that is recognised by the management.

**6. What percentage of your permanent employees is members of this recognised employee association?**

Not applicable

**7. Please indicate the Number of complaints relating to child labour, forced labour, involuntary labour, sexual harassment in the last financial year and pending, as on the end of the financial year?**

There were no complaints of this nature during the financial year.

**8. What percentage of your under mentioned employees were given safety & skill upgradation training in the last year?**

(a) Permanent Employees

- (b) Permanent Women Employees
- (c) Casual/Temporary/Contractual Employees
- (d) Employees with Disabilities

The Company is committed in ensuring the well-being of all its employees, their safety and health. It considers employee wellbeing as imperative ingredient to achieve a sustained growth of the organisation. The Company's training programs extend to all permanent and contractual employees. All employees, including women and differently abled, are given mandatory safety training on induction as well as the job skills related training through the Contractors and the Company.

**Principle 4: Businesses should respect the interests of, and be responsive towards all stakeholders, especially those who are disadvantaged, vulnerable and marginalised**

**1. Has the Company mapped its internal and external stakeholders? Yes/No**

The Company values the support of its stakeholders (i.e. distributors, dealers, suppliers, customers, other business associates and local community near to the premises) and respects the interests and concerns they have towards it. The Company believes that it has a responsibility to think and act beyond interest of shareholders to include all its stakeholders specially interest of weaker section of society. The Company has mapped major stakeholders which includes workers, employees, distributors, dealers, plumbers, investors, govt. agencies and local community.

**2. Out of the above, has the Company identified the disadvantaged, vulnerable & marginalised stakeholders**

Yes

**3. Are there any special initiatives taken by the Company to engage with the disadvantaged, vulnerable and marginalised stakeholders. If so, provide details thereof, in about 50 words or so.**

The Company through various initiatives engage with disadvantaged, vulnerable and marginalised stakeholders specially workers, plumbers and local community. The Company is sensitive towards rights of stakeholders and ensures that the same are protected.

Beyond manufacturing, the Company trains more than 95,000 plumbers every year in India. The Company believes this training equips them in making their future sustainable and at the same time, overall quality of plumbing improves in our country

**Principle 5: Businesses should respect and promote human rights.**

**1. Does the policy of the Company on human rights cover only the Company or extend to the Group/ Joint Ventures/ Suppliers/Contractors/NGOs/ Others?**

The Company believes in protecting the human rights of all individuals, recognising their need for respect and dignity and also promotes awareness of the importance of respecting human rights within its entire value chain by discouraging instances of abuse. The Company understands that human rights are inherent, universal, indivisible and inter-dependent in nature. The Company is committed to protect the rights of all internal and external stakeholders.

**2. How many stakeholder complaints have been received in the past financial year and what percent was satisfactorily resolved by the management?**

No complaint was received by the Company from any stakeholder during past financial year.

**Principle 6: Business should respect, protect, and make efforts to restore the environment.**

**1. Does the policy related to Principle 6 cover only the Company or extends to the Group/Joint Ventures/ Suppliers/ Contractors/NGOs/others.**

The Company believes in setting high standards in the area of environmental responsibility and striving for performance that does not merely comply with regulations but reduces environmental impacts. The Company has adopted policy on Health, Safety and Environment and is applicable to the Company. The Policy is prominently displayed at the manufacturing units. The Policy is given to all visitors to the factory premises.

**2. Does the Company have strategies/ initiatives to address global environmental issues such as climate change, global warming, etc.? Y/N. If yes, please give hyperlink for webpage etc.**

The Company is continuously taking measures for developing new energy efficient systems which minimises energy consumption and related emission reduction.

**3. Does the Company identify and assess potential environmental risks? Y/N**

The Company does from time to time identify and assess potential environmental risks. However, the process of the Company as of now does not involve emission of any material adversely affecting the environment.

**4. Does the Company have any project related to Clean Development Mechanism? If so, provide details thereof, in about 50 words or so. Also, if Yes, whether any environmental compliance report is filed?**

At present, the Company has not undertaken any project under clean development mechanism.

**5. Has the Company undertaken any other initiatives on – clean technology, energy efficiency, renewable energy, etc. Y/N. If yes, please give hyperlink for web page etc.**

Company has installed solar roof top panels in its manufacturing plants and head office also. Total 5.7 MW capacity will be installed. Out of them, 4.39 MW capacity is already installed and started to produce solar energy from the installed capacity. Pending capacity is under process and will be installed in this year.

Company has installed Wind mills of 2.2 MW capacity to get clean energy from wind.

**6. Are the Emissions/Waste generated by the Company within the permissible limits given by CPCB/SPCB for the financial year being reported?**

Emissions/ waste generated by the Company are within the permissible limits prescribed by SPCBs.

**7. Number of show cause/ legal notices received from CPCB/SPCB which are pending (i.e. not resolved to satisfaction) as on end of Financial Year.**

There is no show cause/legal notice received from SPCB by the Company during the year which is pending.

**Principle 7: Businesses, when engaged in influencing public and regulatory policy, should do so in a responsible manner.**

**1. Is your company a member of any trade and chamber or association? If yes, Name only those major ones that your business deals with:**

The Company believes in engaging with industry bodies and associations to influence public and regulatory policy in a most responsible manner and advocating the best practices for the benefit of society at large. The Company is member of Gujarat Chamber of Commerce and Industry, & other Industry Associations.

**2. Have you advocated/lobbied through above associations for the advancement or improvement of public good? Yes/ No; if yes specify the broad areas ( drop box: Governance and Administration, Economic Reforms, Inclusive Development Policies,**

**Energy security, Water, Food Security, Sustainable Business Principles, Others).**

The Company from time to time makes representations to the associations concerning the areas of public good.

**Principle 8: Businesses should support inclusive growth and equitable development.**

**1. Does the Company have specified programmes/initiatives/projects in pursuit of the policy related to Principle 8? If yes details thereof.**

The Company believes in conducting responsible business practices that emphasize on social and economic issues to achieve inclusive growth. It believes in equitable development, taking into account the interests of the business community, fairness in the treatment of employees, and sustainability in protecting and enhancing resources (human and others) in responding to an array of social and environmental needs.

The Company is carrying out project for yoga, various healthcare activities and allied social service activities for public pan India. The Company is undertaking different activities either directly or through any non-profit organisations. Details various such CSR activities are mentioned in the annexure to the Directors' Report.

**2. Are the programmes/projects undertaken through in-house team/own foundation/external NGO/government structures/ any other organisation?**

The program is undertaken directly and through a Charitable Trust viz. Astral Charitable Trust, Astral Foundation or any other non-profit organisation.

**3. Have you done any impact assessment of your initiative?**

No impact assessment is made at this stage.

**4. What is your company's direct contribution to community development projects/CSR amount in INR and the details of the projects undertaken.**

The Company's monetary contribution to community development projects/ CSR in FY 2020-21 was ₹ 45 Millions. Till date, the Company has contributed ₹ 183.7 millions. Details of CSR initiatives undertaken by the Company are set out in the corporate social responsibility section of this Annual Report.

**5. Have you taken steps to ensure that this community development initiative is successfully adopted by the community? Please explain in 50 words, or so.**

Company's community development programs have sprung from the needs of the local community and

public at large and hence adoption of the initiatives have become very smooth and successful.

**Principle 9: Businesses should engage with and provide value to their customers and consumers in a responsible manner.**

**1. What percentage of customer complaints/consumer cases are pending as on the end of financial year.**

The Company is committed to continuously exceed customer expectations. Customer satisfaction is the key to our growth and success in this line of business. The Company strives hard to provide better products and greatest value to its customers. There are no customer complaints/consumer cases pending at the end of the financial year.

**2. Does the Company display product information on the product label, over and above what is mandated as per local laws? Yes/No/ N.A. / Remarks(additional information)**

The Company displays all product information on the product label, which is mandatory and as may be required for the use of the products by the consumers.

**3. Is there any case filed by any stakeholder against the Company regarding unfair trade practices, irresponsible advertising and/or anti-competitive behavior during the last five years and pending as on end of financial year. If so, provide details thereof, in about 50 words or so.**

There are no cases filed by any stakeholder against the Company regarding unfair trade practices, irresponsible advertising and/or anti-competitive behaviour during the last five years.

**4. Did your company carry out any consumer survey/ consumer satisfaction trends?**

The Company does from time to time carry our customer satisfaction surveys.

# INDEPENDENT AUDITOR'S REPORT

To the Members of

## **ASTRAL LIMITED**

(Formerly known as Astral Poly Technik Limited)

### **REPORT ON THE AUDIT OF THE STANDALONE FINANCIAL STATEMENTS**

#### **OPINION**

We have audited the accompanying Standalone financial statements of Astral Limited (Formerly known as Astral Poly Technik Limited) ("the Company"), which comprise the Balance sheet as at March 31 2021, the Statement of Profit and Loss, including the statement of Other Comprehensive Income, the Cash Flow Statement and the Statement of Changes in Equity for the year then ended, and notes to the Standalone financial statements, including a summary of significant accounting policies and other explanatory information.

In our opinion and to the best of our information and according to the explanations given to us, the aforesaid Standalone financial statements give the information required by the Companies Act, 2013, as amended ("the Act") in the manner so required and give a true and fair view in conformity with the accounting principles generally accepted in India, of the state of affairs of the Company as at March 31, 2021, its profit including other comprehensive income, its cash flows and the changes in equity for the year ended on that date.

#### **BASIS FOR OPINION**

We conducted our audit of the Standalone financial statements in accordance with the Standards on Auditing (SAs), as specified under section 143(10) of the Act. Our responsibilities under those Standards are further described

in the 'Auditor's Responsibilities for the Audit of the Standalone Financial Statements' section of our report. We are independent of the Company in accordance with the 'Code of Ethics' issued by the Institute of Chartered Accountants of India together with the ethical requirements that are relevant to our audit of the financial statements under the provisions of the Act and the Rules thereunder, and we have fulfilled our other ethical responsibilities in accordance with these requirements and the Code of Ethics. We believe that the audit evidence we have obtained is sufficient and appropriate to provide a basis for our audit opinion on the Standalone financial statements.

#### **KEY AUDIT MATTERS**

Key audit matters are those matters that, in our professional judgment, were of most significance in our audit of the Standalone financial statements for the financial year ended March 31, 2021. These matters were addressed in the context of our audit of the Standalone financial statements as a whole, and in forming our opinion thereon, and we do not provide a separate opinion on these matters. For each matter below, our description of how our audit addressed the matter is provided in that context.

We have determined the matters described below to be the key audit matters to be communicated in our report. We have fulfilled the responsibilities described in the Auditor's responsibilities for the audit of the Standalone financial statements section of our report, including in relation to these matters. Accordingly, our audit included the performance of procedures designed to respond to our assessment of the risks of material misstatement of the Standalone financial statements. The results of our audit procedures, including the procedures performed to address the matters below, provide the basis for our audit opinion on the accompanying Standalone financial statements.



## INDEPENDENT AUDITOR'S REPORT (Contd.)

Key audit matters	How our audit addressed the key audit matter
<b>Impairment assessment of investments in subsidiaries (Refer note no. 2(v)(iii) of Standalone Financial Statements)</b>	
<p>The Company's investment in subsidiaries is amounting to ₹ 3,335 million as at 31 March 2021.</p> <p>In accordance with Ind AS, these investments need to be tested for impairment by comparing its recoverable value to the carrying value.</p> <p>The determination of value in use of the Company's investments in subsidiaries is dependent on management's estimates with respect to such entity's performance, future cash flows and making judgment with respect to assumptions used in computing the recoverable amount of investments in subsidiaries.</p> <p>Considering the uncertainty involved in forecasting of cash flows and the judgement involved in respect of assumptions used in computing the value in use this audit area is considered a key audit matter.</p>	<p>We performed following procedures, among others:</p> <ul style="list-style-type: none"> <li>• We evaluated the forecast of future cash flows used by the management in the model to compute the Recoverable amount.</li> <li>• We compared the forecast of future cash flows to business plan and previous forecasts to the actual results.</li> <li>• We focused our analysis on management assumptions in respect of future sales growth rate and discount rate used to compute the Recoverable amount.</li> <li>• We recalculated estimates using the management model.</li> <li>• We involved valuation specialists to assist in evaluating the key assumptions and methodologies used by the Company in computing the Recoverable amount.</li> <li>• We assessed the disclosures made in the Standalone financial statements.</li> </ul>

### OTHER INFORMATION

The Company's Board of Directors is responsible for the other information. The other information comprises the information included in the Annual report, but does not include the Standalone financial statements and our auditor's report thereon.

Our opinion on the Standalone financial statements does not cover the other information and we do not express any form of assurance conclusion thereon.

In connection with our audit of the Standalone financial statements, our responsibility is to read the other information and, in doing so, consider whether such other information is materially inconsistent with the financial statements or our knowledge obtained in the audit or otherwise appears to be materially misstated. If, based on the work we have performed, we conclude that there is a material misstatement of this other information, we are required to report that fact. We have nothing to report in this regard.

### RESPONSIBILITIES OF MANAGEMENT FOR THE STANDALONE FINANCIAL STATEMENTS

The Company's Board of Directors is responsible for the matters stated in section 134(5) of the Act with respect to the preparation of these Standalone financial statements that give a true and fair view of the financial position, financial performance including other comprehensive income, cash flows and changes in equity of the Company in accordance with the accounting principles generally accepted in India, including the Indian Accounting Standards (Ind AS) specified under section 133 of the Act read with the Companies (Indian Accounting Standards) Rules, 2015, as amended. This responsibility also includes maintenance of adequate

accounting records in accordance with the provisions of the Act for safeguarding of the assets of the Company and for preventing and detecting frauds and other irregularities; selection and application of appropriate accounting policies; making judgments and estimates that are reasonable and prudent; and the design, implementation and maintenance of adequate internal financial controls, that were operating effectively for ensuring the accuracy and completeness of the accounting records, relevant to the preparation and presentation of the Standalone financial statements that give a true and fair view and are free from material misstatement, whether due to fraud or error.

In preparing the Standalone financial statements, management is responsible for assessing the Company's ability to continue as a going concern, disclosing, as applicable, matters related to going concern and using the going concern basis of accounting unless management either intends to liquidate the Company or to cease operations, or has no realistic alternative but to do so.

Those Board of Directors are also responsible for overseeing the Company's financial reporting process.

### AUDITOR'S RESPONSIBILITIES FOR THE AUDIT OF THE STANDALONE FINANCIAL STATEMENTS

Our objectives are to obtain reasonable assurance about whether the Standalone financial statements as a whole are free from material misstatement, whether due to fraud or error, and to issue an auditor's report that includes our opinion. Reasonable assurance is a high level of assurance, but is not a guarantee that an audit conducted in accordance with SAs will always detect a material misstatement when it exists. Misstatements can arise from fraud or error and are

## INDEPENDENT AUDITOR'S REPORT (Contd.)

considered material if, individually or in the aggregate, they could reasonably be expected to influence the economic decisions of users taken on the basis of these Standalone financial statements.

As part of an audit in accordance with SAs, we exercise professional judgment and maintain professional skepticism throughout the audit. We also:

- Identify and assess the risks of material misstatement of the Standalone financial statements, whether due to fraud or error, design and perform audit procedures responsive to those risks, and obtain audit evidence that is sufficient and appropriate to provide a basis for our opinion. The risk of not detecting a material misstatement resulting from fraud is higher than for one resulting from error, as fraud may involve collusion, forgery, intentional omissions, misrepresentations, or the override of internal control.
- Obtain an understanding of internal control relevant to the audit in order to design audit procedures that are appropriate in the circumstances. Under section 143(3) (i) of the Act, we are also responsible for expressing our opinion on whether the Company has adequate internal financial controls with reference to financial statements in place and the operating effectiveness of such controls.
- Evaluate the appropriateness of accounting policies used and the reasonableness of accounting estimates and related disclosures made by management.
- Conclude on the appropriateness of management's use of the going concern basis of accounting and, based on the audit evidence obtained, whether a material uncertainty exists related to events or conditions that may cast significant doubt on the Company's ability to continue as a going concern. If we conclude that a material uncertainty exists, we are required to draw attention in our auditor's report to the related disclosures in the financial statements or, if such disclosures are inadequate, to modify our opinion. Our conclusions are based on the audit evidence obtained up to the date of our auditor's report. However, future events or conditions may cause the Company to cease to continue as a going concern.
- Evaluate the overall presentation, structure and content of the Standalone financial statements, including the disclosures, and whether the Standalone financial statements represent the underlying transactions and events in a manner that achieves fair presentation.

We communicate with those charged with governance regarding, among other matters, the planned scope and timing of the audit and significant audit findings, including any significant deficiencies in internal control that we identify during our audit.

We also provide those charged with governance with a statement that we have complied with relevant ethical requirements regarding independence, and to communicate

with them all relationships and other matters that may reasonably be thought to bear on our independence, and where applicable, related safeguards.

From the matters communicated with those charged with governance, we determine those matters that were of most significance in the audit of the Standalone financial statements for the financial year ended March 31, 2021 and are therefore the key audit matters. We describe these matters in our auditor's report unless law or regulation precludes public disclosure about the matter or when, in extremely rare circumstances, we determine that a matter should not be communicated in our report because the adverse consequences of doing so would reasonably be expected to outweigh the public interest benefits of such communication.

### REPORT ON OTHER LEGAL AND REGULATORY REQUIREMENTS

1. As required by the Companies (Auditor's Report) Order, 2016 ("the Order"), issued by the Central Government of India in terms of sub-section (11) of section 143 of the Act, we give in the "Annexure 1" a statement on the matters specified in paragraphs 3 and 4 of the Order.
2. As required by Section 143(3) of the Act, we report that:
  - (a) We have sought and obtained all the information and explanations which to the best of our knowledge and belief were necessary for the purposes of our audit;
  - (b) In our opinion, proper books of account as required by law have been kept by the Company so far as it appears from our examination of those books;
  - (c) The Balance Sheet, the Statement of Profit and Loss including the Statement of Other Comprehensive Income, the Cash Flow Statement and Statement of Changes in Equity dealt with by this Report are in agreement with the books of account;
  - (d) In our opinion, the aforesaid Standalone financial statements comply with the Accounting Standards specified under Section 133 of the Act, read with Companies (Indian Accounting Standards) Rules, 2015, as amended;
  - (e) On the basis of the written representations received from the directors as on March 31, 2021 taken on record by the Board of Directors, none of the directors is disqualified as on March 31, 2021 from being appointed as a director in terms of Section 164 (2) of the Act;
  - (f) With respect to the adequacy of the internal financial controls with reference to these

## INDEPENDENT AUDITOR'S REPORT (Contd.)

Standalone financial statements and the operating effectiveness of such controls, refer to our separate Report in "Annexure 2" to this report;

- (g) In our opinion, the managerial remuneration for the year ended March 31, 2021 has been paid / provided by the Company to its directors in accordance with the provisions of section 197 read with Schedule V to the Act;
- (h) With respect to the other matters to be included in the Auditor's Report in accordance with Rule 11 of the Companies (Audit and Auditors) Rules, 2014, as amended in our opinion and to the best of our information and according to the explanations given to us:
  - i. The Company has disclosed the impact of pending litigations on its financial position in its Standalone financial statements - Refer Note 34 to the Standalone financial statements;
  - ii. The Company did not have any long-term

contracts including derivative contracts for which there were any material foreseeable losses;

- iii. There has been no delay in transferring amounts, required to be transferred, to the Investor Education and Protection Fund by the Company

For **SRBC & CO LLP**

Chartered Accountants

**ICAI Firm Registration Number:** 324982E/E300003

per **ANIL JOBANPUTRA**

Partner

**Membership Number:** 110759

**UDIN:** 21110759AAAACM2431

**Place of Signature:** Mumbai

**Date:** May 18, 2021

## INDEPENDENT AUDITOR'S REPORT (Contd.)

### ANNEXURE 1 REFERRED TO IN PARAGRAPH 1 OF REPORT ON OTHER LEGAL AND REGULATORY REQUIREMENTS OF OUR REPORT OF EVEN DATE OF ASTRAL LIMITED (FORMERLY KNOWN AS ASTRAL POLY TECHNIK LIMITED) FOR THE YEAR ENDED MARCH 31, 2021

- (i) (a) The company has maintained proper records showing full particulars, including quantitative details and situation of Property, plant and equipment.
- (b) The Property, plant and equipment are physically verified by the management according to a phased programme designed to cover all the items over a period of three years which, in our opinion, is reasonable having regard to the size of the Company and the nature of its assets. Pursuant to the programme, a portion of the Property, plant and equipment has been physically verified by the management during the year and no material discrepancies have been noticed on such verification.
- (c) According to the information and explanations given by the management, the title deeds of immovable properties held as in property, plant and equipment are in the name of the company except the following:

Particulars of Land and Building	Gross Block as at March 31, 2021 (₹ in Million)	Net Block as at March 31, 2021 (₹ in Million)	Remarks
Two office buildings located at Ahmedabad.	13	10	The title deeds of the same buildings are under process of being transferred in the name of the Company.
Land and building located at Uttarakhand, Karnataka and multiple locations in Maharashtra	430	411	Land and building are in the name of Rex Polyextrusion Private Limited amalgamated in FY 2019-20. Pursuant to the scheme of amalgamation, as stated in note 3(t) to Standalone financial statements. The title deeds of the same are under process of being transferred in name of the Company.

- (ii) The management has conducted physical verification of inventory at reasonable intervals during the year and no material discrepancies were noticed on such physical verification.
- (iii) (a) The Company has granted loans to one Company covered in the register maintained under section 189 of the Companies Act, 2013. In our opinion and according to the information and explanations given to us, the terms and conditions of the grant of such loans are not prejudicial to the company's interest.
- (b) The Company has granted aforesaid loans that are re-payable on demand. We are informed that the company has not demanded repayment of any such loan during the year, and thus, there has been no default on the part of the parties to whom the money has been lent. The payment of interest has been regular.
- (c) There are no amounts of loans granted to companies, firms or other parties listed in the register maintained under section 189 of the Companies Act, 2013 which are overdue for more than ninety days.
- (iv) In our opinion and according to the information and explanations given to us, provisions of section 185 and 186 of the Companies Act 2013 in respect of loans to directors including entities in which they are interested and in respect of loans and advances given, investments made and, guarantees and securities given have been complied with by the Company.
- (v) The Company has not accepted any deposits within the meaning of Sections 73 to 76 of the Act and the Companies (Acceptance of Deposits) Rules, 2014 (as amended). Accordingly, the provisions of clause 3(v) of the Order are not applicable.
- (vi) We have broadly reviewed the books of account maintained by the Company pursuant to the rules made by the Central Government for the maintenance of cost records under section 148(1) of the Companies Act, 2013, related to the manufacture of pipes & fittings, and are of the opinion that prima facie, the specified accounts and records have been made and maintained. We have not, however, made a detailed examination of the same.
- (vii) a) According to the information and explanation given to us and examination of records of the Company, undisputed statutory dues including provident fund, employees' state insurance, income-tax, duty of custom, goods and service tax, cess and other material statutory dues have generally been regularly deposited with the appropriate authorities.

## INDEPENDENT AUDITOR'S REPORT (Contd.)

- b) According to the information and explanations given to us, no undisputed amounts payable in respect of provident fund, employees' state insurance, income-tax, duty of custom, goods and service tax, cess and other material statutory dues were outstanding, at the year end, for a period of more than six months from the date they became payable.
- c) According to the information and explanations given to us, there are no statutory dues which have not been deposited on account of any dispute except for the following:

Name of the statute	Nature of the dues	Amount (₹ in million)	Period to which the amount relates	Forum where the dispute is pending
Income Tax Act 1961	Income Tax	18	FY 2014-15 and FY 2015-16	ITAT
Finance Act, 1994	Service Tax	5	FY 2008-09 to FY 2012-13	CESTAT
The Central Sales Tax Act, 1956	Central Sales Tax	2	FY 2013-14 & FY 2014-15	Office of commercial Tax
The Central Sales Tax Act, 1956	Central Sales Tax	1	FY 2015-16	Joint Commissioner Sales Tax (Appeals)
The Central Sales Tax Act, 1956	Central Sales Tax	1	FY 2017-18	State Tax Officer
GST Act, 2017	Goods and Service Tax	0	FY 2017-18	Appellate Authority
The Maharashtra Value Added Tax Act, 2002	Value Added Tax	2	FY 2002-03 to FY 2006-07	Tribunal
The Maharashtra Value Added Tax Act, 2002	Value Added Tax	6	FY 2016-17	State Tax Officer
The Karnataka Value Added Tax Act, 2003	Value Added Tax	3	FY 2016-17	Assistant Commissioner of Commercial Taxes (Audit)

\* All amounts individually less than ₹ 0.5 million have been reported as "0"

- (viii) In our opinion and according to the information and explanations given by the management, the Company has not defaulted in repayment of loans or borrowings from banks or financial institution. The Company did not have any due payable to the debenture holders and government during the year.
- (ix) According to the information and explanations given by the management, the Company has not raised any money way of initial public offer / further public offer / debt instruments and term loans hence, reporting under clause (ix) is not applicable to the Company and hence not commented upon.
- (x) Based upon the audit procedures performed for the purpose of reporting the true and fair view of the financial statements and according to the information and explanations given by the management, we report that no fraud by the company or no fraud on the company by the officers and employees of the Company has been noticed or reported during the year.
- (xi) According to the information and explanations given by the management, the managerial remuneration has been paid / provided in accordance with the requisite approvals mandated by the provisions of section 197 read with Schedule V to the Companies Act, 2013.
- (xii) In our opinion, the Company is not a nidhi company. Therefore, the provisions of clause 3(xii) of the order are not applicable to the Company and hence not commented upon.
- (xiii) According to the information and explanations given by the management, transactions with the related parties are in compliance with sections 177 and 188 of the Companies Act, 2013 where applicable and the details have been disclosed in the notes to the Standalone financial statements, as required by the applicable accounting standards.
- (xiv) According to the information and explanations given to us and on an overall examination of the balance sheet, the company has not made any preferential allotment or private placement of

## INDEPENDENT AUDITOR'S REPORT (Contd.)

shares or fully or partly convertible debentures during the year under review and hence, reporting requirements under clause 3(xiv) are not applicable to the Company and not commented upon.

- (xv) According to the information and explanations given by the management, the Company has not entered into any non-cash transactions with directors or persons connected with him as referred to in section 192 of the Act.
- (xvi) According to the information and explanations given to us, the company is not required to be

registered under section 451A of Reserve Bank of India Act, 1934.

For **SRBC & CO LLP**

Chartered Accountants

**ICAI Firm Registration Number:** 324982E/E300003

per **Anil Jobanputra**

Partner

**Membership Number:** 110759

**UDIN:** 21110759AAAACM2431

**Place of Signature:** Mumbai

**Date:** May 18, 2021

## INDEPENDENT AUDITOR'S REPORT (Contd.)

### ANNEXURE 2 TO THE INDEPENDENT AUDITOR'S REPORT OF EVEN DATE ON THE STANDALONE FINANCIAL STATEMENTS OF ASTRAL LIMITED (FORMERLY KNOWN AS ASTRAL POLY TECHNIK LIMITED)

#### REPORT ON THE INTERNAL FINANCIAL CONTROLS UNDER CLAUSE (I) OF SUB-SECTION 3 OF SECTION 143 OF THE COMPANIES ACT, 2013 ("THE ACT")

We have audited the internal financial controls with reference to standalone financial statements of Astral Limited (Formerly known as Astral Poly Technik Limited) ("the Company") as of March 31, 2021 in conjunction with our audit of the standalone financial statements of the Company for the year ended on that date.

#### MANAGEMENT'S RESPONSIBILITY FOR INTERNAL FINANCIAL CONTROLS

The Company's Management is responsible for establishing and maintaining internal financial controls based on the internal control over financial reporting criteria established by the Company considering the essential components of internal control stated in the Guidance Note on Audit of Internal Financial Controls Over Financial Reporting issued by the Institute of Chartered Accountants of India ("ICAI"). These responsibilities include the design, implementation and maintenance of adequate internal financial controls that were operating effectively for ensuring the orderly and efficient conduct of its business, including adherence to the Company's policies, the safeguarding of its assets, the prevention and detection of frauds and errors, the accuracy and completeness of the accounting records, and the timely preparation of reliable financial information, as required under the Companies Act, 2013.

#### AUDITOR'S RESPONSIBILITY

Our responsibility is to express an opinion on the Company's internal financial controls with reference to these standalone financial statements based on our audit. We conducted our audit in accordance with the Guidance Note on Audit of Internal Financial Controls Over Financial Reporting (the "Guidance Note") and the Standards on Auditing, as specified under section 143(10) of the Act, to the extent applicable to an audit of internal financial controls, both issued by ICAI. Those Standards and the Guidance Note require that we comply with ethical requirements and plan and perform the audit to obtain reasonable assurance about whether adequate internal financial controls with reference to these standalone financial statements was established and maintained and if such controls operated effectively in all material respects.

Our audit involves performing procedures to obtain audit evidence about the adequacy of the internal financial

controls with reference to these standalone financial statements and their operating effectiveness. Our audit of internal financial controls with reference to standalone financial statements included obtaining an understanding of internal financial controls with reference to these standalone financial statements, assessing the risk that a material weakness exists, and testing and evaluating the design and operating effectiveness of internal control based on the assessed risk. The procedures selected depend on the auditor's judgement, including the assessment of the risks of material misstatement of the financial statements, whether due to fraud or error.

We believe that the audit evidence we have obtained is sufficient and appropriate to provide a basis for our audit opinion on the Company's internal financial controls with reference to these standalone financial statements.

#### MEANING OF INTERNAL FINANCIAL CONTROLS WITH REFERENCE TO THESE STANDALONE FINANCIAL STATEMENTS

A company's internal financial controls with reference to standalone financial statements is a process designed to provide reasonable assurance regarding the reliability of financial reporting and the preparation of financial statements for external purposes in accordance with generally accepted accounting principles. A company's internal financial controls with reference to standalone financial statements includes those policies and procedures that (1) pertain to the maintenance of records that, in reasonable detail, accurately and fairly reflect the transactions and dispositions of the assets of the company; (2) provide reasonable assurance that transactions are recorded as necessary to permit preparation of financial statements in accordance with generally accepted accounting principles, and that receipts and expenditures of the company are being made only in accordance with authorisations of management and directors of the company; and (3) provide reasonable assurance regarding prevention or timely detection of unauthorised acquisition, use, or disposition of the company's assets that could have a material effect on the financial statements.

#### INHERENT LIMITATIONS OF INTERNAL FINANCIAL CONTROLS WITH REFERENCE TO STANDALONE FINANCIAL STATEMENTS

Because of the inherent limitations of internal financial controls with reference to standalone financial statements,

## INDEPENDENT AUDITOR'S REPORT (Contd.)

including the possibility of collusion or improper management override of controls, material misstatements due to error or fraud may occur and not be detected. Also, projections of any evaluation of the internal financial controls with reference to standalone financial statements to future periods are subject to the risk that the internal financial control with reference to standalone financial statements may become inadequate because of changes in conditions, or that the degree of compliance with the policies or procedures may deteriorate.

### OPINION

In our opinion, the Company has, in all material respects, adequate internal financial controls with reference to standalone financial statements and such internal financial controls with reference to standalone financial statements

were operating effectively as at March 31, 2021, based on the internal control over financial reporting criteria established by the Company considering the essential components of internal control stated in the Guidance Note issued by the ICAI.

For **S R B C & CO LLP**

Chartered Accountants

**ICAI Firm Registration Number:** 324982E/E300003

per **ANIL JOBANPUTRA**

Partner

**Membership Number:** 110759

**UDIN:** 21110759AAAACM2431

**Place of Signature:** Mumbai

**Date:** May 18, 2021



# STANDALONE BALANCE SHEET

AS AT MARCH 31, 2021

(₹ in Million)

Particulars	Notes	As at March 31, 2021	As at March 31, 2020
<b>ASSETS</b>			
<b>Non-current assets</b>			
(a) Property, plant and equipment	3(A)	7,876	7,349
(b) Capital work-in-progress		522	426
(c) Goodwill	3(B)	192	192
(d) Other Intangible assets	3(C)	290	349
(e) Right of use assets	3(D)	391	333
(f) Financial assets			
(i) Investments	4	3,335	3,388
(ii) Loans	5	284	388
(iii) Other financial assets	6	64	40
(g) Other non-current assets	7	237	134
<b>Total non-current assets</b>		<b>13,191</b>	<b>12,599</b>
<b>Current assets</b>			
(a) Inventories	8	3,604	4,221
(b) Financial assets			
(i) Trade receivables	9	1,799	1,391
(ii) Cash and cash equivalents	10	586	109
(iii) Bank balances other than (ii) above	11	2,651	601
(iv) Loans	5	12	12
(v) Other financial assets	6	52	46
(c) Current tax assets (net)	12	118	128
(d) Other current assets	7	208	310
<b>Total current assets</b>		<b>9,030</b>	<b>6,818</b>
<b>Total assets</b>		<b>22,221</b>	<b>19,417</b>
<b>EQUITY AND LIABILITIES</b>			
<b>Equity</b>			
(a) Equity share capital	13	201	151
(b) Other equity	14	16,250	13,166
<b>Total equity</b>		<b>16,451</b>	<b>13,317</b>
<b>Liabilities</b>			
<b>Non-current liabilities</b>			
(a) Financial liabilities			
(i) Borrowings	15	89	891
(ii) Lease liabilities	40	5	13
(b) Provisions	16	13	12
(c) Deferred tax liabilities (Net)	17	373	372
<b>Total non-current liabilities</b>		<b>480</b>	<b>1,288</b>
<b>Current liabilities</b>			
(a) Financial liabilities			
(i) Lease liabilities	40	11	20
(ii) Trade payables	18		
a total outstanding dues of micro enterprises and small enterprises		-	-
b total outstanding dues of creditors other than micro enterprises and small enterprises		4,178	4,076
(iii) Other financial liabilities	19	526	487
(b) Other current liabilities	20	466	204
(c) Provisions	16	25	25
(d) Current tax liabilities (Net)	21	84	-
<b>Total current liabilities</b>		<b>5,290</b>	<b>4,812</b>
<b>Total liabilities</b>		<b>5,770</b>	<b>6,100</b>
<b>Total equity and liabilities</b>		<b>22,221</b>	<b>19,417</b>

See accompanying notes to the standalone financial statements

As per report of even date

For **S R B C & CO LLP**  
Chartered Accountants

ICAI Firm Registration No : 324982E/E300003

Per **Anil Jobanputra**

Partner

Membership No : 110759

For and on behalf of the Board of Directors of  
**Astral Limited**

CIN : L25200GJ1996PLC029134

**Sandeep P. Engineer**

Managing Director

DIN : 00067112

**Hiranand A. Savlani**

Chief Financial Officer

Place : Ahmedabad

Date : May 18, 2021

**Jagruti S. Engineer**

Whole Time Director

DIN : 00067276

**Krunal D. Bhatt**

Company Secretary

Place : Mumbai

Date : May 18, 2021

## STANDALONE STATEMENT OF PROFIT &amp; LOSS

FOR THE YEAR ENDED MARCH 31, 2021

(₹ in Million, except as stated otherwise)

Particulars	Notes	Year ended March 31, 2021	Year ended March 31, 2020
<b>Income</b>			
Revenue from operations	22	24,863	20,428
Other income	23	207	109
<b>Total</b>		<b>25,070</b>	<b>20,537</b>
<b>Expenses</b>			
Cost of materials consumed	24	14,532	12,900
Purchase of Traded goods	25	623	671
Changes in inventories of finished goods, traded goods and work-in-progress	26	391	(594)
Employee benefits expense	27	1,043	977
Finance costs	28	76	337
Depreciation and amortization expense	29	962	899
Other expenses	30	2,929	2,777
<b>Total</b>		<b>20,556</b>	<b>17,967</b>
<b>Profit before exceptional items and tax</b>		<b>4,514</b>	<b>2,570</b>
Exceptional Items	42	123	25
<b>Profit before tax</b>		<b>4,391</b>	<b>2,545</b>
<b>Tax expense</b>	31		
Current tax		1,121	631
Deferred tax		1	(94)
<b>Total tax expense</b>		<b>1,122</b>	<b>537</b>
<b>Profit for the year</b>		<b>3,269</b>	<b>2,008</b>
<b>Other comprehensive income</b>			
Items that will not be reclassified to profit or loss			
- Remeasurements gain/(loss) on defined benefit plans		3	(2)
Income Tax relating to items that will not be reclassified to profit or loss		(1)	0
Total other comprehensive income		2	(2)
<b>Total comprehensive income for the year</b>		<b>3,271</b>	<b>2,006</b>
<b>Earnings per equity share (Face value of ₹ 1/- each)</b>	32		
- Basic (in ₹)		16.27	10.00
- Diluted (in ₹)		16.27	10.00

See accompanying notes to the standalone financial statements

As per report of even date

For **S R B C & CO LLP**

Chartered Accountants

ICAI Firm Registration No : 324982E/E300003

Per **Anil Jobanputra**

Partner

Membership No : 110759

Place : Mumbai

Date : May 18, 2021

For and on behalf of the Board of Directors of

Astral Limited

CIN : L25200GJ1996PLC029134

**Sandeep P. Engineer**

Managing Director

DIN : 00067112

**Hiranand A. Savlani**

Chief Financial Officer

Place : Ahmedabad

Date : May 18, 2021

**Jagruti S. Engineer**

Whole Time Director

DIN : 00067276

**Krunal D. Bhatt**

Company Secretary

## STANDALONE STATEMENT OF CASH FLOWS

FOR THE YEAR ENDED MARCH 31, 2021

(₹ in Million)

Sr No.	Particulars	Year ended March 31, 2021	Year ended March 31, 2020
<b>A</b>	<b>Cash flows from operating activities</b>		
	<b>Profit before tax</b>	<b>4,391</b>	<b>2,545</b>
	<b>Adjustments for :</b>		
	Depreciation and amortisation expense	962	899
	Finance costs	76	337
	Interest income	(29)	(78)
	Credit balances written back	(2)	(3)
	Gain on Sale of Current Investments	(23)	(12)
	(Profit)/Loss on sale of Property, Plant & Equipment (Net)	1	7
	Impairment of Investment in Joint Venture	123	25
	Share based payment expense	13	11
	Bad debts written off	2	13
	Unrealised foreign exchange loss/(gain) (Net)	(37)	154
	<b>Operating profit before Working Capital Changes</b>	<b>5,477</b>	<b>3,898</b>
	<b>Changes in working capital :</b>		
	(Increase)/Decrease in Inventories	617	(1,225)
	(Increase)/Decrease in Trade receivables, financial assets and other assets	(321)	832
	Increase/(Decrease) in Trade Payables, financial liabilities, other liabilities and provisions	402	669
	<b>Cash generated from operations</b>	<b>6,175</b>	<b>4,174</b>
	Income taxes paid	(1,028)	(780)
	<b>Net cash generated from operating activities [A]</b>	<b>5,147</b>	<b>3,394</b>
<b>B</b>	<b>Cash flows from investing activities</b>		
	Payment for purchase of property, plant and equipment and intangible assets (including capital advances and capital creditors)	(1,547)	(1,925)
	Proceeds from Sale of property, plant and equipment	5	47
	Loan repaid by subsidiary (Note 5 & 37)	51	-
	Loan given to subsidiary	-	(42)
	Interest Received	30	15
	Gain on Sale and purchase of Current Investments(net)	23	12
	(Increase)/Decrease in other balances with banks	(2,050)	(513)
	Proceeds from Investment	2	-
	Purchase of Long term investments in Joint Venture/others	(19)	-
	<b>Net Cash flow used in Investing Activities [B]</b>	<b>(3,505)</b>	<b>(2,406)</b>

# STANDALONE STATEMENT OF CASH FLOWS

## FOR THE YEAR ENDED MARCH 31, 2021

(₹ in Million)

Sr No.	Particulars	Year ended March 31, 2021	Year ended March 31, 2020
<b>C</b>	<b>Cash flow from Financing Activities</b>		
	Dividend paid (including tax on dividend in previous year)	(151)	(240)
	Proceeds from issue of Equity Shares	1	-
	Finance Costs paid	(88)	(336)
	Proceeds from Long Term Borrowings	17	206
	Repayment of Long Term Borrowings	(923)	(762)
	Proceeds/(repayment) of Short Term Borrowings	-	(250)
	Payment of lease liabilities	(21)	(28)
	<b>Net Cash flow used in Financing Activities [C]</b>	<b>(1,165)</b>	<b>(1,410)</b>
	<b>NET INCREASE/(DECREASE) IN CASH AND CASH EQUIVALENTS [A+B+C]</b>	<b>477</b>	<b>(422)</b>
	<b>Cash and cash equivalents at the beginning of the year (Note 10)</b>	<b>109</b>	<b>531</b>
	Effect of exchange differences on restatement of foreign currency cash and cash equivalents	0	0
	<b>Cash and Cash Equivalents at the end of the year (Note 10)</b>	<b>586</b>	<b>109</b>

**Note** The above Cash Flow Statement has been prepared as per 'Indirect Method' as set out in Ind AS 7 on Statement of Cash Flow.

### Changes in liabilities arising from financing activities

(₹ in Million)

Particulars	Non-current borrowings *	Current borrowings	Total
<b>Balance as at April 1, 2019</b>	1,714	250	1,964
Cash flows	(556)	(250)	(806)
Foreign exchange adjustments	25	-	25
<b>Balance as at March 31, 2020</b>	<b>1,183</b>	<b>-</b>	<b>1,183</b>
Cash flows	(906)	-	(906)
Foreign exchange adjustments	(1)	-	(1)
<b>Balance as at March 31, 2021</b>	<b>276</b>	<b>-</b>	<b>276</b>

\* Non current borrowings including current maturities classified in other Financial liabilities.

See accompanying notes to the standalone financial statements

#### As per report of even date

For **SRBC & CO LLP**

Chartered Accountants

ICAI Firm Registration No : 324982E/E300003

Per **Anil Jobanputra**

Partner

Membership No : 110759

Place : Mumbai

Date : May 18, 2021

For and on behalf of the Board of Directors of  
**Astral Limited**

CIN : L25200GJ1996PLC029134

**Sandeep P. Engineer**

Managing Director

DIN : 00067112

**Hiranand A. Savlani**

Chief Financial Officer

Place : Ahmedabad

Date : May 18, 2021

**Jagruti S. Engineer**

Whole Time Director

DIN : 00067276

**Krunal D. Bhatt**

Company Secretary

## STANDALONE STATEMENT OF CHANGES IN EQUITY FOR THE YEAR ENDED MARCH 31, 2021

### A EQUITY SHARE CAPITAL (NOTE 13)

Particulars	₹ in Million	
		Amount
<b>Balance as at April 1, 2019</b>		120
<b>Add:</b> movement during the year (Note 14(c) & 14(d))		31
<b>Balance as at March 31, 2020</b>		151
<b>Add:</b> movement during the year (Note 13(e) & 14(c))		50
<b>Balance as at March 31, 2021</b>		<b>201</b>

### B OTHER EQUITY (NOTE 14)

Particulars	Other equity						Total other equity	
	Securities premium	General reserve	Capital reserve	Revaluation reserve	Retained earnings	Stock options outstanding account		Shares pending allotment
<b>Balance as at April 1, 2019</b>	3,361	260	4	12	7,060	-	723	11,420
Profit for the year	-	-	-	-	2,008	-	-	2,008
Other comprehensive income for the year, net of tax	-	-	-	-	(2)	-	-	(2)
<b>Total comprehensive income for the year</b>	<b>3,361</b>	<b>260</b>	<b>4</b>	<b>12</b>	<b>9,066</b>	<b>-</b>	<b>723</b>	<b>13,426</b>
Consequent to business combination (Note 14(d))	722	-	-	-	-	-	(723)	(1)
Issue of Bonus shares (Note 14(c))	(30)	-	-	-	-	-	-	(30)
Recognition of share-based payments	-	-	-	-	-	11	-	11
Payment of dividends (Including tax on dividend)	-	-	-	-	(240)	-	-	(240)

# STANDALONE STATEMENT OF CHANGES IN EQUITY

## FOR THE YEAR ENDED MARCH 31, 2021

### B OTHER EQUITY (NOTE 14)

Particulars	Other equity						Total other equity
	Securities premium	General reserve	Capital reserve	Revaluation reserve	Retained earnings	Stock options outstanding account	
<b>Balance as at March 31, 2020</b>	<b>4,053</b>	<b>260</b>	<b>4</b>	<b>12</b>	<b>8,826</b>	<b>11</b>	<b>13,166</b>
Profit for the year	-	-	-	-	3,269	-	3,269
Other comprehensive income for the year, net of tax	-	-	-	-	2	-	2
<b>Total comprehensive income for the year</b>	<b>4,053</b>	<b>260</b>	<b>4</b>	<b>12</b>	<b>12,097</b>	<b>11</b>	<b>16,437</b>
Issue of Bonus shares (Note 14(b))	(50)	-	-	-	-	-	(50)
Premium on shares issued under Stock option Scheme 'ESOP 2015' (Note 13(e))	20	-	-	-	-	-	20
Recognition of share-based payments	-	-	-	-	-	13	13
Exercise of stock options	-	-	-	-	-	(19)	(19)
Payment of dividends	-	-	-	-	(151)	-	(151)
<b>Balance as at March 31, 2021</b>	<b>4,023</b>	<b>260</b>	<b>4</b>	<b>12</b>	<b>11,946</b>	<b>5</b>	<b>16,250</b>

(₹ in Million)

See accompanying notes to the standalone financial statements

As per report of even date

For **S R B C & CO LLP**

Chartered Accountants

ICAI Firm Registration No : 324982E/E3000003

For and on behalf of the Board of Directors of

**Astral Limited**

CIN : L25200GJ19996PLC029134

**Per Anil Jobanputra**

Partner

Membership No : 110759

**Sandeep P. Engineer**

Managing Director

DIN : 00067112

**Jagruti S. Engineer**

Whole Time Director

DIN : 00067276

**Hiranand A. Savlani**

Chief Financial Officer

**Krunal D. Bhatt**

Company Secretary

Place : Mumbai

Date : May 18, 2021

Place : Ahmedabad

Date : May 18, 2021

## NOTES FORMING PART OF THE STANDALONE FINANCIAL STATEMENTS FOR THE YEAR ENDED MARCH 31, 2021

### 1. COMPANY OVERVIEW

The Company is a public company domiciled in India and is incorporated under the provision of Companies Act applicable in India. Its shares are listed in two recognized stock exchange in India, Bombay Stock Exchange and National Stock Exchange. The company was established in 1996, with the aim to manufacture pro-India plumbing and drainage systems in the country. Astral Limited is equipped with production facilities at Santej & Dholka (Gujarat), Ghiloth (Rajasthan), Sangli and Aurangabad (Maharashtra), Sitarganj (Uttarakhand) and Hosur (Tamil Nadu) to manufacture Plumbing systems, Drainage systems, Agriculture, Industrial, Electrical Conduit Pipes and water tanks with all kinds of necessary fittings. With effect from April 12, 2021, the Company has changed its name from Astral Poly Technik Limited to Astral Limited.

The financial statements were approved for issue by the resolution of board of directors on May 18, 2021.

### 2. SIGNIFICANT ACCOUNTING POLICIES

#### a) Basis of Preparation of Financial Statements

The financial statements have been prepared in accordance with Ind AS notified under the Companies (Indian Accounting Standards) Rules, 2015, and relevant amendment rules issued thereafter read with Section 133 of the Companies Act, 2013, as amended and presentation requirements of Division II of Schedule III to the Companies Act, 2013, (Ind AS compliant Schedule III) . All accounting policies are consistently applied;

The financial statements have been prepared on the going concern basis using historical cost convention except for certain financial instruments (refer accounting policy on financial instruments), that are measured at fair values at the end of each reporting period. The standalone financial statements are presented in Indian National currency Rupee (₹) which is the functional currency of the Company, and all values are rounded to the nearest Million, except where otherwise indicated. All amounts individually less than ₹ 0.5 Million have been reported as "0".

#### Fair value:

Fair value is the price that would be received to sell an asset or paid to transfer a liability in an orderly transaction between market participants at the measurement date, regardless of whether that price is directly observable or estimated using another valuation technique.

The fair value measurement is based on the presumption that the transaction to sell the asset or transfer the liability takes place either.

- In the principal market for the asset or liabilities or
- In the absence of a principal market in the most

advantageous market for the asset and liabilities.

In estimating the fair value of an asset or liability, the Company takes into account the characteristics of the asset or liability if market participants would take those characteristics into account when pricing the asset or liability at the measurement date. Fair value for measurement and/or disclosure purposes in these financial statements is determined on such a basis, except for share based payment transaction that are within the scope of Ind AS 102 Share-based Payment, leasing transactions that are within the scope of Ind AS 116 Leases, and measurements that have some similarities to fair value but are not fair valued such as net realizable value in Ind AS 2 or value in use in Ind AS 36 Impairment of assets.

All assets and liabilities for which fair value is measured or disclosed in the financial statements are categorized within the fair value hierarchy, described as follows, based on the lowest level input that is significant to the fair value measurement as a whole:

- 1) Level 1 – Quoted (unadjusted) market prices in active markets for identical assets or Liabilities.
- 2) Level 2 – Valuation techniques for which the lowest level input that is significant to the fair value measurement is directly or indirectly observable.
- 3) Level 3 – Valuation techniques for which the lowest level input that is significant to the fair value measurement is unobservable.

#### b) Use of Estimates

The presentation of the financial statements is in conformity with the Ind AS which requires the management to make estimates, judgments and assumptions that affect the reported amounts of assets and liabilities, revenues and expenses and disclosure of contingent liabilities. Such estimates and assumptions are based on management's evaluation of relevant facts and circumstances as on the date of financial statements. The actual outcome may differ from these estimates.

Estimates and underlying assumptions are reviewed on an ongoing basis. Revisions to the accounting estimates are recognized in the period in which the estimates are revised and in any future periods affected.

#### c) Inventories

Inventories are stated at lower of cost and net realizable value after providing for obsolescence and other losses, where considered necessary. Cost includes cost of purchase and other expenses incurred in bringing the inventories to their present location and condition. Raw materials, Stock in Trade, Stores, Spares and Packing materials are valued on weighted average costs. Work-

## NOTES FORMING PART OF THE STANDALONE FINANCIAL STATEMENTS FOR THE YEAR ENDED MARCH 31, 2021 (Contd.)

in-progress and finished goods include appropriate proportion of overheads.

Net realizable value represents the estimated selling price for inventories less all estimated costs of completion and costs necessary to make the sale.

### d) Cash and cash equivalents

Cash and Cash equivalents consists of cash in hand & at bank and all highly liquid financial instruments, which are readily convertible into known amounts of cash that are subject to an insignificant risk of change in value and having original maturities of three months or less from the date of purchase.

### e) Revenue from contract with customer

Revenue from contracts with customers is recognised when control of the goods or services are transferred to the customer at an amount that reflects the consideration to which the Company expects to be entitled in exchange for those goods or services.

### SALE OF GOODS

Revenue from sale of goods is recognised at the point in time when control of the asset is transferred to the customer. In determining the transaction price for the sale of goods, the Company considers the effects of variable consideration, if any.

### VARIABLE CONSIDERATION

If the consideration in a contract includes a variable amount, the Company estimates the amount of consideration to which it will be entitled in exchange for transferring the goods to the customer. The variable consideration is estimated at contract inception and constrained until it is highly probable that a significant revenue reversal in the amount of cumulative revenue recognised will not occur when the associated uncertainty with the variable consideration is subsequently resolved.

### TRADE RECEIVABLES (CONTRACT BALANCES)

A receivable represents the Company's right to an amount of consideration that is unconditional (i.e., only the passage of time is required before payment of the consideration is due).

### INTEREST INCOME

Interest income from financial assets is recognized when it is probable that the economic benefit will flow to the

Company and the amount of income can be measured reliably. Interest income is recorded using the effective interest rate (EIR). Interest income is accrued on a time basis, by reference to the principal outstanding and the interest rate applicable, which is the rate that exactly discounts estimated future cash receipts through the expected life of the financial asset to that asset's net carrying amount on initial recognition.

### f) Property, plant and equipment

Property, Plant & Equipment are stated at actual cost less accumulated depreciation and net of impairment. The actual cost capitalised includes material cost, freight, installation cost, duties and taxes and other incidental expenses incurred during the construction / installation stage.

Properties in course of construction for production, supply or administration purposes are carried at cost, less any recognised impairment loss. All the direct expenditure related to implementation including incidental expenditure incurred during the period of implementation of a project, till it is commissioned, is accounted as Capital work in progress (CWIP) and such properties are classified to the appropriate categories of property, plant and equipment when completed and ready for intended use.

All items of property, plant and equipment is derecognised upon disposal or when no future economic benefits are expected to arise from the continued use of the asset. Any gain or loss arising on the disposal or retirement of an item of property, plant and equipment is determined as the difference between the sales proceeds and the carrying amount of the asset and is recognised in the statement of profit and loss.

### DEPRECIATION

Depreciable amount for assets is the cost of an asset, or other amount substituted for cost, less its estimated residual value. Depreciation on Property, Plant and Equipment other than land and properties under construction are charged based on straight line method on an estimated useful life as prescribed in Schedule II to the Companies Act, 2013.

The estimated useful lives and residual values of the property, plant and equipment are reviewed at the end of each reporting period, with the effect of any changes in estimate accounted for on a prospective basis.

Depreciation on items of property, plant and equipment acquired / disposed off during the year is provided on pro-rata basis with reference to the date of addition / disposal.



## NOTES FORMING PART OF THE STANDALONE FINANCIAL STATEMENTS FOR THE YEAR ENDED MARCH 31, 2021 (Contd.)

### g) Intangible assets

#### INTANGIBLE ASSETS ACQUIRED SEPARATELY

Intangible assets with finite useful lives that are acquired separately are carried at cost less accumulated amortization and accumulated impairment losses. Amortisation is recognised on a straight-line basis over their estimated useful lives. The estimated useful life are reviewed at the end of each reporting period, with the effect of any changes in estimate being accounted for on a prospective basis.

#### DERECOGNITION OF INTANGIBLE ASSETS

An intangible asset is derecognised on disposal, or when no future economic benefits are expected from use or disposal. Gains or losses arising from derecognition of an intangible asset, measured as the difference between the net disposal proceeds and the carrying amount of the asset, are recognised in the statement of profit and loss when the asset is derecognised.

#### USEFUL LIVES OF INTANGIBLE ASSETS

Intangible assets are Amortised over their estimated useful life on a straight-line basis over a period of 5 years except assets like Brand which is amortised over 7 years since in the opinion of the management the benefits will be available for that period.

### h) Leases

The company assesses at contract inception whether a contract is, or contains, a lease. That is, if the contract conveys the right to control the use of an identified asset for a period of time in exchange for consideration.

#### COMPANY AS A LESSEE

The company applies a single recognition and measurement approach for all leases, except for short-term leases and leases of low-value assets. The company recognises lease liabilities to make lease payments and right-of-use assets representing the right to use the underlying assets.

#### a. Right-of-use assets

The company recognises right-of-use assets at the commencement date of the lease (i.e., the date the underlying asset is available for use). Right-of-use assets are measured at cost, less any accumulated depreciation and impairment losses, and adjusted for any remeasurement of lease liabilities. The cost of right-of-use assets includes the amount of lease liabilities recognised, initial direct costs incurred, and lease payments made

at or before the commencement date less any lease incentives received. Right-of-use assets are depreciated on a straight-line basis over the shorter of the lease term and the estimated useful lives of the assets.

#### b. Lease liabilities

At the commencement date of the lease, the company recognises lease liabilities measured at the present value of lease payments to be made over the lease term. The lease payments include fixed payments (including in substance fixed payments) less any lease incentives receivable, variable lease payments that depend on an index or a rate, and amounts expected to be paid under residual value guarantees. The lease payments also include the exercise price of a purchase option reasonably certain to be exercised by the company and payments of penalties for terminating the lease, if the lease term reflects the company exercising the option to terminate. Variable lease payments that do not depend on an index or a rate are recognised as expenses (unless they are incurred to produce inventories) in the period in which the event or condition that triggers the payment occurs.

In calculating the present value of lease payments, the company uses its incremental borrowing rate at the lease commencement date because the interest rate implicit in the lease is not readily determinable. After the commencement date, the amount of lease liabilities is increased to reflect the accretion of interest and reduced for the lease payments made. In addition, the carrying amount of lease liabilities is remeasured if there is a modification, a change in the lease term, a change in the lease payments (e.g., changes to future payments resulting from a change in an index or rate used to determine such lease payments) or a change in the assessment of an option to purchase the underlying asset.

The company's lease liabilities are included in Note 40.

#### c. Short-term leases and leases of low-value assets

The company applies the short-term lease recognition exemption to its short-term leases (i.e., those leases that have a lease term of 12 months or less from the commencement date and do not contain a purchase option). It also applies the lease of low-value assets recognition exemption to leases that are considered to be low value. Lease payments on short-term leases and leases of low value assets are recognised as expense on a straight-line basis over the lease term.

#### COMPANY AS A LESSOR

Leases in which the company does not transfer substantially all the risks and rewards incidental to ownership of an asset are classified as operating leases.

## NOTES FORMING PART OF THE STANDALONE FINANCIAL STATEMENTS FOR THE YEAR ENDED MARCH 31, 2021 (Contd.)

Rental income arising is accounted for on a straight-line basis over the lease terms and is included in other income in the statement of profit or loss due to its operating nature. Initial direct costs incurred in negotiating and arranging an operating lease are added to the carrying amount of the leased asset and recognised over the lease term on the same basis as rental income. Contingent rents are recognized as other income in the period in which they are earned.

### i) Government grants

Government grants are recognised where there is reasonable assurance that the grant will be received, and all attached conditions will be complied with. When the grant relates to an expense item, it is recognised as income on a systematic basis over the periods that the related costs, for which it is intended to compensate, are expensed. When the grant relates to an asset, it is reduced from the carrying amount of the asset.

### j) Foreign Currencies

In preparing the financial statements of the Company, the transactions in currencies other than the entity's functional currency (INR) are recognised at the rates of exchange prevailing at the dates of the transactions. At the end of each reporting period, monetary items denominated in foreign currencies are retranslated at the rate prevailing at that date. Non-monetary items carried at fair value that are denominated in foreign currencies are translated at the rates prevailing at the date when fair value was determined. Non-monetary items that are measured in terms of historical cost in a foreign currency are not retranslated.

Exchange differences arising on monetary items are recognised in the statement of profit and loss in the period in which they arise.

### k) Employee Benefits

Employee benefits include provident fund, employee state insurance scheme, gratuity fund and compensated absences.

#### DEFINED CONTRIBUTION PLAN:

The Company's contribution to Provident Fund is considered as defined contribution plans and are charged as an expense based on the amount of contribution required to be made and when services are rendered by the employees.

#### DEFINED BENEFIT PLANS:

For defined benefit plans in the form of gratuity fund, the cost of providing benefits is determined using the Projected Unit Credit method, with actuarial valuations being carried out at each balance sheet date. Remeasurement, comprising actuarial gains and losses, the effect of the changes to the return on plan assets (excluding net interest), is reflected immediately in the balance sheet with a charge or credit recognised in other comprehensive income in the period in which they occur. Remeasurement recognised in other comprehensive income is reflected immediately in retained earnings and is not reclassified to in the statement of profit and loss. Net interest is calculated by applying the discount rate to the net defined benefit liability or asset.

The Company recognizes the following changes in the net defined benefit obligation as an expense in the statement of profit and loss:

- 1) Service costs comprising past and current service costs, gains and losses on curtailments and settlements; and
- 2) Net interest expense or income

The retirement benefit obligation recognised in the Balance Sheet represents the present value of the defined benefit obligation as adjusted for unrecognised past service cost, as reduced by the fair value of scheme assets. Any asset resulting from this calculation is limited to past service cost, plus the present value of available refunds and reductions in future contributions to the schemes.

#### SHORT-TERM EMPLOYEE BENEFITS:

The undiscounted amount of short-term employee benefits expected to be paid in exchange for the services rendered by employees are recognised during the year when the employees render the service. These benefits include compensated absences which are expected to occur within twelve months after the end of the period in which the employee renders the related service.

#### LONG-TERM EMPLOYEE BENEFITS:

Compensated absences which are not expected to occur within twelve months after the end of the period in which the employee renders the related service are recognised as a liability at the present value of the estimated future cash outflows expected to be made by the Company in respect of services provided by employees up to the balance sheet date. The Company determines the liability for such accumulated leaves using the Projected Unit Credit Method with actuarial valuations being carried out at each Balance Sheet date.

## NOTES FORMING PART OF THE STANDALONE FINANCIAL STATEMENTS FOR THE YEAR ENDED MARCH 31, 2021 (Contd.)

### SHARE BASED PAYMENT:

Employees of the Company receive remuneration in the form of share-based payments, whereby employees render services as consideration for equity instruments (equity-settled transactions). Equity settled share based payments to employees are measured at the fair value of the equity instruments at the grant date. The fair value determined at the grant date of the equity settled share based payments is expensed on a straight-line basis over the vesting period, based on the Company's estimate of equity instruments that will eventually vest, with a corresponding increase in equity.

### l) Borrowing costs

Borrowing cost includes interest, Amortisation of ancillary costs incurred in connection with arrangement of borrowings and exchange differences arising from foreign currency borrowings to the extent they are regarded as an adjustment to the interest cost.

Borrowing costs directly attributable to the acquisition, construction or production of qualifying assets, which are assets that necessarily takes a substantial period of time to get ready for their intended use or sale, are added to the cost of those assets, until such time as the assets are substantially ready for their intended use or sale.

Capitalization of borrowing cost is suspended and charged to statement of profit and loss during the extended period when active development on the qualifying asset is interrupted.

All other borrowing costs are recognised in the statement of profit and loss in the period in which they are incurred.

### m) Earnings per share

Basic earnings per share is computed by dividing the profit/(loss) for the year attributable to equity shareholders by the weighted average number of equity shares outstanding during the year. Diluted earnings per share is computed by dividing the profit/(loss) for the year attributable to equity shareholders by the weighted average number of equity shares considered for deriving basic earnings per share and the weighted average number of equity shares which could have been issued on the conversion of all dilutive potential equity shares.

Potential equity shares are deemed to be dilutive only if their conversion to equity shares would decrease the net profit per share from continuing ordinary operations. Potential dilutive equity shares are deemed to be converted as at the beginning of the period, unless they have been issued at a later date. The dilutive potential equity shares are adjusted for the proceeds receivable had the shares been actually issued at fair value (i.e. average market value of the outstanding shares). Dilutive

potential equity shares are determined independently for each period presented.

### n) Taxation

Tax expense represents the sum of the current tax and deferred tax.

#### CURRENT TAX

The tax currently payable is based on taxable profit for the year. Current tax is measured at the amount expected to be paid to the tax authorities, based on estimated tax liability computed after taking credit for allowances and exemption in accordance with the local tax laws. The Company's current tax is calculated using tax rates that have been enacted or substantively enacted by the end of the reporting period.

Current income tax assets and liabilities are measured at the amount expected to be recovered from or paid to the taxation authorities.

#### DEFERRED TAX

Deferred tax is recognised on temporary differences between the carrying amounts of assets and liabilities in the financial statements and the corresponding tax bases used in the computation of taxable profit. Deferred tax liabilities are generally recognised for all taxable temporary differences. Deferred tax assets are generally recognised for all deductible temporary differences to the extent that it is probable that taxable profits will be available against which those deductible temporary differences can be utilised. Such deferred tax assets and liabilities are not recognised if the temporary difference arises from the initial recognition of assets and liabilities in a transaction that affects neither the taxable profit nor the accounting profit.

The carrying amount of deferred tax assets is reviewed at the end of each reporting period and reduced to the extent that it is no longer probable that sufficient taxable profits will be available to allow all or part of the asset to be recovered.

Deferred tax liabilities and assets are measured at the tax rates that are expected to apply in the period in

which the liability is settled or the asset realized, based on tax rates (and tax laws) that have been enacted or substantively enacted by the end of the reporting period.

The measurement of deferred tax liabilities and assets reflects the tax consequences that would follow from the manner in which the Company expects, at the end of the reporting period, to recover or settle the carrying amount of its assets and liabilities.

## NOTES FORMING PART OF THE STANDALONE FINANCIAL STATEMENTS FOR THE YEAR ENDED MARCH 31, 2021 (Contd.)

Deferred tax assets include Minimum Alternate Tax (MAT) credit paid in accordance with the tax laws in India, which is likely to give future economic benefits in the form of availability of set off against future income tax liability. Accordingly, MAT credit is recognised as deferred tax asset in the Balance sheet when the asset can be measured reliably and it is probable that the future economic benefit associated with the asset will be realised.

### CURRENT AND DEFERRED TAX FOR THE YEAR:

Current and deferred tax are recognised in the statement of profit and loss, except when they relate to items that are recognised in other comprehensive income, in which case, the current and deferred tax are also recognised in other comprehensive income.

The company offsets current tax assets and current tax liabilities, where it has a legally enforceable right to set off the recognised amounts and where it intends either to settle on a net basis, or to realize the asset and settle the liability simultaneously. In case of deferred tax assets and deferred tax liabilities, the same are offset if the Company has a legally enforceable right to set off corresponding current tax assets against current tax liabilities and the deferred tax assets and deferred tax liabilities relate to income taxes levied by the same tax authority on the company.

### o) Provisions, Contingent Liabilities and Contingent Assets and Commitments

Provisions are recognised when the Company has a present obligation (legal or constructive) as a result of a past event, it is probable that the Company will be required to settle the obligation, and a reliable estimate can be made of the amount of the obligation.

The amount recognised as a provision is the best estimate of the consideration required to settle the present obligation at the end of the reporting period, taking into account the risks and uncertainties surrounding the obligations. When a provision is measured using the cash flow estimated to settle the present obligation, its carrying amount is the present obligations of those cash flows (when the effect of the time value of money is material).

When some or all of the economic benefits required to settle a provision are expected to be recovered from a third party, a receivable is recognised as an asset if it is virtually certain that reimbursement will be received and the amount of the receivable can be measured reliably.

Contingent liabilities and Contingent assets are not recognised in the financial statements when an inflow/outflow of economic benefits/ loss is not probable.

### p) Investments in subsidiaries and joint venture

Investments in subsidiaries and joint venture are carried at cost less accumulated impairment losses, if any. Where an indication of impairment exists, the carrying amount of the investment is assessed and written down immediately to its recoverable amount. On disposal of investments in subsidiaries and joint venture, the difference between net disposal proceeds and the carrying amounts are recognised in the Statement of Profit and Loss.

Investments in joint venture are accounted for using the equity method. Under the equity method the investment in joint venture is initially recognised at cost. The carrying amount of investment is adjusted to recognise changes.

### q) Non-derivative Financial Instruments

Financial assets and financial liabilities are recognised when a Company becomes a party to the contractual provisions of the instruments. Financial assets and financial liabilities are initially measured at fair value. Transaction costs that are directly attributable to the acquisition or issue of financial assets and financial liabilities (other than financial assets and financial liabilities at fair value through profit or loss) are added to or deducted from the fair value measured on initial recognition of financial assets or financial liabilities, as appropriate, on initial recognition. Transaction costs directly attributable to the acquisition of financial assets or financial liabilities at fair value through profit or loss are recognised immediately in the statement of profit and loss.

### FINANCIAL ASSETS AT AMORTISED COST

Financial assets are subsequently measured at amortised cost if these financial assets are held within a business whose objective is to hold these assets in order to collect contractual cash flows and the contractual terms of the financial asset give rise on specified dates to cash flows that are solely payments of principal and interest on the principal amount outstanding.

### FINANCIAL ASSETS AT FAIR VALUE THROUGH PROFIT OR LOSS (FVTPL)

Financial assets are measured at fair value through profit and loss unless it is measured at amortised cost or at fair value through other comprehensive income on initial recognition. The transaction costs directly attributable to the acquisition of financial assets and liabilities at fair value through profit or loss are immediately recognised in statement of profit and loss.

### FINANCIAL LIABILITIES

Financial liabilities are measured at amortised cost using the effective interest method.

**NOTES FORMING PART OF THE STANDALONE FINANCIAL STATEMENTS FOR THE YEAR ENDED MARCH 31, 2021 (Contd.)****EQUITY INSTRUMENTS**

An equity instrument is a contract that evidences residual interest in the assets of the Company after deducting all of its liabilities. Equity instruments recognised by the Company are measured at the proceeds received net off direct issue cost.

**OFFSETTING OF FINANCIAL INSTRUMENTS**

Financial assets and financial liabilities are offset and the net amount is reported in financial statements if there is a currently enforceable legal right to offset the recognised amounts and there is an intention to settle on a net basis, to realise the assets and settle the liabilities simultaneously.

**r) Derivative financial instruments**

The Company enters into a variety of derivative financial instruments to manage its exposure to interest rate and foreign exchange rate risks, including foreign exchange forward contracts/options and interest rate swaps.

The use of foreign currency forward contracts / options is governed by the Company's policies approved by the Board of Directors, which provide written principles on the use of such financial derivatives consistent with the Company's risk management strategy. The counter party to the Company's foreign currency forward contracts is generally a bank. The Company does not use derivative financial instruments for speculative purposes.

Derivatives are initially recognised at fair value at the date the derivative contracts are entered into and are subsequently remeasured to their fair value at the end of each reporting period. The resulting gain or loss is recognised in the statement of profit and loss immediately.

Profit or loss arising on cancellation or renewal of a forward exchange contract is recognised as income or as expense in the period in which such cancellation or renewal occurs.

**s) Impairment****FINANCIAL ASSETS (OTHER THAN AT FAIR VALUE)**

The Company assesses at each Balance sheet whether a financial asset or a group of financial assets is impaired. Ind AS 109 requires expected credit losses to be measured through a loss allowance. The Company recognizes lifetime expected losses for all contract assets and/or all trade receivables that do not constitute a financing transaction. For all other financial assets, expected credit losses are measured at an amount equal to the 12 month expected credit losses or at an amount equal to the lifetime expected credit losses if the credit risk on the financial asset has increased significantly since initial recognition.

**NON-FINANCIAL ASSETS****Property, plant and Equipment and intangible assets**

At the end of each reporting period, the Company reviews the carrying amounts of its tangible and intangible assets to determine whether there is any indication that those assets have suffered an impairment loss. If any such indication exists, the recoverable amount of the asset is estimated in order to determine the extent of the impairment loss (if any). When it is not possible to estimate the recoverable amount of an individual asset, the Company estimates the recoverable amount of the cash generating unit to which the asset belongs. When a reasonable and consistent basis of allocation can be identified, corporate assets are also allocated to individual cash generating units, or otherwise they are allocated to the smallest group of cash generating unit for which a reasonable and consistent allocation basis can be identified.

Recoverable amount is the higher of fair value less costs of disposal and value in use. In assessing value in use, the estimated future cash flows are discounted to their present value using a pre-tax discount rate that reflects current market assessments of the time value of money and the risks specific to the asset for which the estimates of future cash flows have not been adjusted.

If the recoverable amount of an asset (or cash generating unit) is estimated to be less than its carrying amount, the carrying amount of the asset (or cash generating unit) is reduced to its recoverable amount. An impairment loss is recognised immediately in the statement profit and loss.

When an impairment loss subsequently reverses, the carrying amount of the asset (or a cash generating unit) is increased to the revised estimate of its recoverable amount, but so that the increased carrying amount does not exceed the carrying amount that would have been determined had no impairment loss been recognised for the asset (or cash generating unit) in prior years. A reversal of an impairment loss is recognised immediately in the statement of profit and loss.

**t) Business combinations**

Business combinations are accounted for using the acquisition method. The cost of an acquisition is measured as the aggregate of the consideration transferred measured at acquisition date fair value and the amount of any non-controlling interests in the acquiree. For each business combination, the Company elects whether to measure the non-controlling interests in the acquiree at fair value or at the proportionate share of the acquiree's identifiable net assets. Acquisition-related costs are expensed as incurred.

At the acquisition date, the identifiable assets acquired and the liabilities assumed are recognised

## NOTES FORMING PART OF THE STANDALONE FINANCIAL STATEMENTS FOR THE YEAR ENDED MARCH 31, 2021 (Contd.)

at their acquisition date fair values. For this purpose, the liabilities assumed include contingent liabilities representing present obligation and they are measured at their acquisition fair values irrespective of the fact that outflow of resources embodying economic benefits is not probable. However, the following assets and liabilities acquired in a business combination are measured at the basis indicated below:

- Deferred tax assets or liabilities, and the liabilities or assets related to employee benefit arrangements are recognised and measured in accordance with Ind AS 12 Income Tax and Ind AS 19 Employee Benefits respectively.
- Potential tax effects of temporary differences and carry forwards of an acquiree that exist at the acquisition date or arise as a result of the acquisition are accounted in accordance with Ind AS 12.

If the business combination is achieved in stages, any previously held equity interest is re-measured at its acquisition date fair value and any resulting gain or loss is recognised in profit or loss or OCI, as appropriate.

Goodwill is initially measured at cost, being the excess of the aggregate of the consideration transferred and the amount recognised for non-controlling interests, and any previous interest held, over the net identifiable assets acquired and liabilities assumed.

After initial recognition, goodwill is measured at cost less any accumulated impairment losses. For the purpose of impairment testing, goodwill acquired in a business combination is, from the acquisition date, allocated to each of the Company's cash-generating units that are expected to benefit from the combination, irrespective of whether other assets or liabilities of the acquiree are assigned to those units.

A cash generating unit to which goodwill has been allocated is tested for impairment annually, or more frequently when there is an indication that the unit may be impaired. If the recoverable amount of the cash generating unit is less than its carrying amount, the impairment loss is allocated first to reduce the carrying amount of any goodwill allocated to the unit and then to the other assets of the unit pro rata based on the carrying amount of each asset in the unit. Any impairment loss for goodwill is recognised in profit or loss. An impairment loss recognised for goodwill is not reversed in subsequent periods unless (a) the impairment loss was caused by a specific external event of an exceptional nature that is not expected to recur; and (b) subsequent external events have occurred that reverse the effect of that event.

If the initial accounting for a business combination is incomplete by the end of the reporting period in which the combination occurs, the Company reports

provisional amounts for the items for which the accounting is incomplete. Those provisional amounts are adjusted through goodwill during the measurement period, or additional assets or liabilities are recognised, to reflect new information obtained about facts and circumstances that existed at the acquisition date that, if known, would have affected the amounts recognized at that date. These adjustments are called as measurement period adjustments. The measurement period does not exceed one year from the acquisition date.

### u) Current versus non-current classification

The Company presents assets and liabilities in the balance sheet based on current / non-current classification based on operating cycle.

An asset is treated as current when it is:

1. Expected to be realized or intended to be sold or consumed in normal operating cycle;
2. Held primarily for the purpose of trading;
3. Expected to be realized within twelve months after the reporting period, or
4. Cash or cash equivalent unless restricted from being exchanged or used to settle a liability for at least twelve months after the reporting period

All other assets are classified as non-current.

A liability is current when:

1. It is expected to be settled in normal operating cycle;
2. It is held primarily for the purpose of trading;
3. It is due to be settled within twelve months after the reporting period, or
4. There is no unconditional right to defer the settlement of the liability for at least twelve months after the reporting period

All other liabilities are classified as non-current.

Deferred tax assets and liabilities are classified as non-current assets and liabilities.

The Company has identified twelve months as its operating cycle.

### v) Critical accounting judgements and key sources of estimation uncertainty

The preparation of the financial statements in conformity with the Ind AS requires management to make judgements, estimates and assumptions that affect the application of accounting policies and the reported amounts of assets, liabilities and disclosures as at date of the financial statements and the reported amounts of the revenues and expenses for the years presented. The estimates and associated assumptions

## NOTES FORMING PART OF THE STANDALONE FINANCIAL STATEMENTS FOR THE YEAR ENDED MARCH 31, 2021 (Contd.)

are based on historical experience and other factors that are considered to be relevant. Actual results may differ from these estimates under different assumptions and conditions. The estimates and underlying assumptions are reviewed on an ongoing basis. Revisions to accounting estimates are recognised in the period in which the estimate is revised if the revision affects only that period, or in the period of the revision and future periods if the revision affects both current and future periods.

### KEY SOURCES OF ESTIMATION UNCERTAINTY

The following are the key assumptions concerning the future, and other key sources of estimation uncertainty at the end of the reporting period that may have a significant risk of causing a material adjustment to the carrying amounts of assets and liabilities within next financial year.

#### i. Useful lives of property, plant and equipment and intangible assets

As described in Note 2 (f) and (g), the Company reviews the estimated useful lives and residual values, if any, of property, plant and equipment and intangible assets at the end of each reporting period. During the current financial year, the management determined that there were no changes to the useful lives and residual values of the property plant and equipment and intangible assets.

#### ii. Provisions and Contingent Liabilities

Provisions and Contingent Liabilities are reviewed at each Balance Sheet date and adjusted to reflect the current best estimates.

#### iii. Impairment of Investment in Subsidiaries and Joint Venture

The investment in subsidiaries and joint venture are tested for impairment in accordance with provisions applicable to impairment of non-financial assets. The determination of recoverable amounts of the Company's investments in subsidiaries and involves significant judgements. Market related information and estimates are used to determine the recoverable amount. Key assumptions on which management has based its determination of recoverable amount includes weighted average cost of capital and estimated operating margins.

Basis the above determination of recoverable amount, the management has concluded that there is ₹ 123 Million (Previous year : ₹ 25 Million) impairment in investments of subsidiaries and joint venture.

#### iv. Impairment of goodwill

With respect to the Goodwill of ₹ 192 Million, the recoverable amount of cash generating units (CGU) has been determined based on value in use calculations. Recoverable amounts for these CGUs has been determined based on value in use for which cash flow forecasts of the related CGU and discount rate ranging from 12.5% to 15% has been applied. The values assigned to the assumption reflect past experience and are consistent with the management's plans for focusing operations in these markets. The management believes that the planned market share growth is reasonably achievable.

An analysis of the sensitivity of the computation to a change in key parameters (operating margin, discount rate and growth rate), based on a reasonable assumption, did not identify any probable scenario in which the recoverable amount of the CGU would decrease below its carrying amount.

### NOTES FORMING PART OF THE STANDALONE FINANCIAL STATEMENTS FOR THE YEAR ENDED MARCH 31, 2021 (Contd.)

#### 3 PROPERTY, PLANT AND EQUIPMENT, GOODWILL, OTHER INTANGIBLE ASSETS AND RIGHT OF USE ASSETS

Sr No	Assets	GROSS CARRYING AMOUNT					ACCUMULATED DEPRECIATION AND AMORTIZATION			NET CARRYING AMOUNT		
		As at April 1, 2020	Reclassified on account of Ind AS 116	Additions	Disposals	As at March 31, 2021	As at April 1, 2020	For the Year	Disposals	As at March 31, 2021	As at March 31, 2021	As at March 31, 2020
<b>A. TANGIBLE ASSETS</b>												
a	Land	1,036	-	205	-	1,241	-	-	-	-	1,241	1,036
		(1,172)	(-280)	(144)	-	(1,036)	-	-	-	-	(1,036)	(1,172)
b	Buildings	2,472	-	333	-	2,805	295	100	395	2,410	2,410	2,177
		(1,950)	-	(531)	(9)	(2,472)	(206)	(89)	(295)	(2,177)	(2,177)	(1,744)
c	Plant and Equipments	5,740	-	745	2	6,483	2,073	683	2,755	3,728	3,667	3,667
		(4,407)	-	(1,348)	(15)	(5,740)	(1,451)	(628)	(6)	(3,667)	(3,667)	(2,956)
d	Furniture and Fixtures	347	-	48	3	392	89	35	124	268	268	258
		(280)	-	(82)	(15)	(347)	(66)	(33)	(10)	(258)	(258)	(214)
e	Vehicles	176	-	17	5	188	55	24	76	112	112	121
		(151)	-	(29)	(4)	(176)	(33)	(23)	(1)	(121)	(121)	(118)
f	Computers and Office Equipments	166	-	56	1	221	76	28	104	117	117	90
		(100)	-	(67)	(1)	(166)	(52)	(25)	(1)	(90)	(90)	(48)
<b>Total</b>		<b>9,937</b>	<b>(-280)</b>	<b>1,404</b>	<b>11</b>	<b>11,330</b>	<b>2,588</b>	<b>870</b>	<b>4</b>	<b>7,876</b>	<b>7,876</b>	<b>7,349</b>
		<b>(8,060)</b>		<b>(2,201)</b>	<b>(44)</b>	<b>(9,937)</b>	<b>(1,808)</b>	<b>(798)</b>	<b>(18)</b>	<b>(2,588)</b>	<b>(2,588)</b>	<b>(7,349)</b>
<b>B. GOODWILL</b>												
a	Goodwill	192	-	-	-	192	-	-	-	-	192	192
		(192)	-	-	-	(192)	-	-	-	-	(192)	(192)
<b>Total</b>		<b>192</b>				<b>192</b>					<b>192</b>	<b>192</b>
		<b>(192)</b>				<b>(192)</b>					<b>(192)</b>	<b>(192)</b>
<b>C. OTHER INTANGIBLE ASSETS</b>												
a	Computer software	43	-	7	-	50	32	4	36	14	14	11
		(37)	-	(6)	-	(43)	(24)	(8)	(32)	(11)	(11)	(13)
b	Brands	448	-	2	-	450	110	64	174	276	276	338
		(448)	-	-	-	(448)	(46)	(64)	(110)	(338)	(338)	(402)
<b>Total</b>		<b>491</b>		<b>9</b>		<b>500</b>	<b>142</b>	<b>68</b>	<b>210</b>	<b>290</b>	<b>290</b>	<b>349</b>
		<b>(485)</b>		<b>(6)</b>		<b>(491)</b>	<b>(70)</b>	<b>(72)</b>	<b>(142)</b>	<b>(349)</b>	<b>(349)</b>	
<b>D. RIGHT OF USE ASSETS</b>												
a	Leasehold land	305	-	78	-	383	3	4	7	376	376	302
		-	(280)	(53)	(28)	(305)	-	(3)	(3)	(302)	(302)	-
b	Buildings	57	-	4	-	61	26	20	46	15	15	31
		-	-	(57)	-	(57)	-	(26)	(26)	(31)	(31)	-
<b>Total</b>		<b>362</b>		<b>82</b>		<b>444</b>	<b>29</b>	<b>24</b>	<b>53</b>	<b>391</b>	<b>391</b>	<b>333</b>
		<b>(-280)</b>		<b>(110)</b>		<b>(362)</b>		<b>(29)</b>		<b>(333)</b>	<b>(333)</b>	

#### Notes:

- Building Includes ₹ 750/- being face value of 15 number of shares of ₹ 50/- each held in Kant Apartment Co-Operative Housing Society Limited. Also includes ₹ 10 Million (Previous Year ₹ 10 Million) for which the procedure for transfer of title in the name of the company is in process.
- Pursuant to amalgamation with Rex Polyextrusion Private Limited, the title deeds of, Land and Building ₹ 193 Million and ₹ 218 Million respectively (Previous year : ₹ 193 Million and ₹ 225 Million respectively) are under process with concerned government authorities for transfer in the name of the Company.
- During the previous year the company had received ₹ 28 Million from Rajasthan State Industrial Development and Investment Corporation (RIICO) as incentive in land cost.
- Figures in brackets represents previous year figures.
- Brand include trademarks and technical know-how.



**NOTES FORMING PART OF THE STANDALONE FINANCIAL STATEMENTS FOR THE YEAR ENDED MARCH 31, 2021 (Contd.)**

**4. INVESTMENTS**

(₹ In Million)

Particulars	As at March 31, 2021	As at March 31, 2020
<b>Non-Current Investments</b>		
<b>Investment in Equity Instruments of Subsidiaries at cost</b>		
<b>Unquoted</b>		
i) 50,000 (as at March 31, 2020 : 50,000) Shares of ₹ 10/- each fully paid up in wholly owned subsidiary, Astral Biochem Private Limited, India.	5	5
ii) 286,395 (97.45% holding) (as at March 31, 2020 : 286,395) Shares of ₹ 10/- each fully paid up in Resinova Chemie Limited, India.	2,879	2,879
iii) 80 (80% holding) (as at March 31, 2020 : 80) Shares of GBP 1/- each fully paid up in Seal It Services Limited, UK.	451	451
<b>Investment in Subsidiaries</b>	<b>3,335</b>	<b>3,335</b>
<b>Investment in Equity Instruments of Joint Venture at cost</b>		
<b>Unquoted</b>		
i) 1,000,000 (as at March 31, 2020 : 1,000,000) Shares of Kenyan Shilling 50/- each fully paid up in Astral Pipes Limited, Kenya.	29	29
<b>Less: Effect of diminution in value of investment</b>	(29)	(29)
<b>Total</b>	<b>-</b>	<b>-</b>
<b>Investment in Preference Shares of Joint Venture at cost</b>		
<b>Unquoted</b>		
i) 7,200,000 (as at March 31, 2020 : 7,200,000) Non-Cumulative Redeemable Preference Shares of Kenyan Shilling 50/- each fully paid up in Astral Pipes Limited, Kenya.	217	217
<b>Less: Effect of diminution in value of investment (Note 42)</b>	(165)	(114)
<b>Less: Loan component of compound financial instrument (Note 5)</b>	(52)	(52)
<b>Equity component of compound financial instrument</b>	<b>-</b>	<b>51</b>
<b>Investments in Joint venture</b>	<b>-</b>	<b>51</b>
<b>Investment in equity shares of Others at fair value through Profit &amp; loss</b>		
i) 7,500 (75% holding) (as at March 31, 2020 : Nil) Shares of ₹ 10/- each subscribed in Astral Foundation, India.	0	-
<b>Investments in others</b>	<b>0</b>	<b>-</b>
<b>Total</b>	<b>3,335</b>	<b>3,386</b>
<b>Quoted</b>		
<b>Investment in Mutual funds</b>		
Mutual Fund	-	2
<b>Investments in Mutual funds</b>	<b>-</b>	<b>2</b>
<b>Total</b>	<b>3,335</b>	<b>3,388</b>

**Notes :**

- a Aggregate carrying value of unquoted investments is ₹ 3,335 Million as at March 31, 2021 (as at March 31, 2020 : ₹ 3,386 Million).
- b Aggregate carrying value of quoted investments is ₹ Nil as at March 31, 2021 (as at March 31, 2020 : ₹ 2 Million).
- c Aggregate amount of diminution in value of investments is ₹ 194 Million as at March 31, 2021 (as at March 31, 2020 : ₹ 143 Million).
- d The Company has, jointly with Resinova Chemie Limited, promoted section 8 company, i.e Astral Foundation, under the Companies Act, 2013 for the purpose of carrying out CSR activities.

## NOTES FORMING PART OF THE STANDALONE FINANCIAL STATEMENTS FOR THE YEAR ENDED MARCH 31, 2021 (Contd.)

### 5. LOANS

(₹ In Million)

Particulars	As at March 31, 2021	As at March 31, 2020
<b>Non-current</b>		
<b>(Unsecured, considered good)</b>		
Loans to related parties (Note 37) *	284	388
<b>Total</b>	<b>284</b>	<b>388</b>
<b>Current</b>		
<b>(Unsecured, considered good)</b>		
Loans to related parties (Note 37)	11	11
Loans and Advances to Employees	1	1
<b>Total</b>	<b>12</b>	<b>12</b>

**Note:** Refer note 39 for detailed disclosure on the fair values.

\*Includes portion of compound financial instrument and fair valuation of loan of ₹ Nil as at March 31, 2021 (as at March 31, 2020 : ₹ 72 Million) (Note 4 and 42).

### 6. OTHER FINANCIAL ASSETS

(₹ In Million)

Particulars	As at March 31, 2021	As at March 31, 2020
<b>Non-current</b>		
<b>(Unsecured, considered good)</b>		
Security deposits	44	39
Earmarked deposit accounts (with maturity more than 12 months from the balance sheet date)	1	1
Advance for purchase of non current investments (Note 37)	19	-
<b>Total</b>	<b>64</b>	<b>40</b>
<b>Current</b>		
<b>(Unsecured, considered good)</b>		
Security deposits	11	10
Interest accrued on loans and deposits from related parties (Note 37)	2	6
Interest accrued on loans and deposits from others	2	2
Discount receivables	37	28
Fair Value of derivative contracts	-	0
Others	0	0
<b>Total</b>	<b>52</b>	<b>46</b>

**Note:** Refer note 39 for detailed disclosure on the fair values.

## NOTES FORMING PART OF THE STANDALONE FINANCIAL STATEMENTS FOR THE YEAR ENDED MARCH 31, 2021 (Contd.)

### 7. OTHER ASSETS

(₹ In Million)

Particulars	As at March 31, 2021	As at March 31, 2020
<b>Non-current</b>		
Capital Advances	235	133
Prepaid Expenses	2	1
<b>Total</b>	<b>237</b>	<b>134</b>
<b>Current</b>		
Prepaid Expenses	54	60
Balances with Government authorities	48	156
Advances to Suppliers	106	94
<b>Total</b>	<b>208</b>	<b>310</b>

### 8. INVENTORIES (at lower of cost and net realisable value)

(₹ In Million)

Particulars	As at March 31, 2021	As at March 31, 2020
Raw Materials	1,204	1,438
Work-in-Progress	202	160
Finished Goods	2,001	2,194
Traded Goods	57	297
Stores, Spares and Packing Materials	140	132
<b>Total</b>	<b>3,604</b>	<b>4,221</b>

### 9. TRADE RECEIVABLES

(₹ In Million)

Particulars	As at March 31, 2021	As at March 31, 2020
<b>Current</b>		
Unsecured, considered good	1,799	1,391
Unsecured, credit impaired	31	52
<b>Less : Allowance for expected credit loss</b>	<b>(31)</b>	<b>(52)</b>
<b>Total</b>	<b>1,799</b>	<b>1,391</b>

**Note:** Refer Note 39 for information about credit risk and market risk of Trade receivables.

Break-up of trade receivables

(₹ In Million)

Particulars	As at March 31, 2021	As at March 31, 2020
Trade receivables from other than related parties	1,799	1,391
Receivables from related parties (Note 37)	0	-
<b>Total</b>	<b>1,799</b>	<b>1,391</b>

**Notes :**

- The company offers credit period up to 180 days.
- Before accepting any new customer, the Company assesses the potential customer's creditability and defines credit limits for each customer. Such limits are reviewed annually.
- In determining the allowances for doubtful trade receivables, the Company has used a practical expedient by computing the expected credit loss allowance for trade receivables based on a provision matrix. The provision matrix takes into account historical credit loss experience and is adjusted for forward looking information. The expected credit loss allowance is based on the ageing of the receivables that are due and rates used in the provision matrix.

## NOTES FORMING PART OF THE STANDALONE FINANCIAL STATEMENTS FOR THE YEAR ENDED MARCH 31, 2021 (Contd.)

### 4) Movement in Expected Credit Loss Allowance

Particulars	(₹ In Million)	
	As at March 31, 2021	As at March 31, 2020
Balance at the beginning of the year	52	63
<b>Less:</b> Utilisation during the year	21	11
<b>Add:</b> Provision during the year	-	-
<b>Balance at the end of the year</b>	<b>31</b>	<b>52</b>

### 10. CASH AND CASH EQUIVALENTS

Particulars	(₹ In Million)	
	As at March 31, 2021	As at March 31, 2020
Cash on Hand	4	4
Balances with Banks in current accounts	402	105
Cheques on hand	180	-
<b>Total</b>	<b>586</b>	<b>109</b>

### 11. OTHER BALANCES WITH BANKS

Particulars	(₹ In Million)	
	As at March 31, 2021	As at March 31, 2020
In deposit accounts	2,651	601
Unclaimed dividend and bonus accounts (Note 19)	0	0
<b>Total</b>	<b>2,651</b>	<b>601</b>

**Note:** Unclaimed dividend and bonus account balance can only be used for the purpose it has been maintained.

### 12. TAX ASSETS

Particulars	(₹ In Million)	
	As at March 31, 2021	As at March 31, 2020
<b>Current</b>		
Taxes receivables (Net of Provisions)	118	128
<b>Total</b>	<b>118</b>	<b>128</b>

### 13. EQUITY SHARE CAPITAL

Particulars	(₹ In Million)	
	As at March 31, 2021	As at March 31, 2020
<b>Authorised Share Capital</b>		
210,500,000 (as at March 31, 2020 : 210,500,000) Equity Shares of ₹ 1/- each	211	211
	<b>211</b>	<b>211</b>
<b>Issued, Subscribed &amp; Fully Paid Share Capital</b>		
200,907,768 (as at March 31, 2020 : 150,662,206) Equity Shares of ₹ 1/- each fully paid up	201	151
<b>Total</b>	<b>201</b>	<b>151</b>

## NOTES FORMING PART OF THE STANDALONE FINANCIAL STATEMENTS FOR THE YEAR ENDED MARCH 31, 2021 (Contd.)

**a) Rights, preferences and restrictions attached to shares :**

The Company has issued only one class of equity shares having value of ₹ 1/- per Share. Each holder of equity shares is entitled to one vote per share and are entitled to dividend as and when declared. All shares rank equally with regard to the Company's residual assets after distribution of all preferential amounts.

**b) Reconciliation of number of shares and amount outstanding at the beginning and at the end of the reporting period :**

Particulars	No. of Shares	₹ in Million
Balance as at April 1, 2019	119,806,565	120
<b>Add:</b> Shares issued pursuant to amalgamation (Note 14(d))	723,200	1
<b>Add:</b> Bonus Shares issued (Note 14(c))	30,132,441	30
Balance as at March 31, 2020	150,662,206	151
<b>Add:</b> Shares issued - under Employee Stock option scheme 'ESOP 2015' (Note 13(e))	18,620	0
<b>Add:</b> Bonus Shares issued (Note 14(b))	50,226,942	50
<b>Balance as at March 31, 2021</b>	<b>200,907,768</b>	<b>201</b>

80,359,383 shares were allotted as bonus shares in the last five financial years by capitalisation of Securities Premium.

**c) Number of Shares reserved for issue under options**

Particulars	As at March 31, 2021	As at March 31, 2020
Outstanding at the end of the year	118,956	98,527

**d) Details of share held by each shareholder holding more than 5% shares :**

Name of Shareholders	As at March 31, 2021	As at March 31, 2020
Sandeep Pravinbhai Engineer		
No. of Shares	63,070,765	47,303,074
% of Shares Held	31.39	31.40
Saumya Polymers LLP		
No. of Shares	19,796,949	14,847,712
% of Shares Held	9.85	9.85
Jagruti Sandeep Engineer		
No. of Shares	15,239,016	11,429,262
% of Shares Held	7.59	7.59
Steadview Capital Mauritius Limited		
No. of Shares	14,431,334	12,833,134
% of Shares Held	7.18	8.52
Kairav Chemicals Limited		
No. of Shares	13,860,049	10,395,037
% of Shares Held	6.90	6.90

## NOTES FORMING PART OF THE STANDALONE FINANCIAL STATEMENTS FOR THE YEAR ENDED MARCH 31, 2021 (Contd.)

### e) Stock options granted under the Employee Stock Options scheme :

#### 1 Details of the Employee stock option plan of the company :

Astral Limited (formerly known as Astral Poly Technik Limited) (the Company) formulated Employees Stock Option Scheme viz. Astral Employee Stock Option Scheme 2015 ("the Scheme") for the benefit of employees of the Company. Shareholders of the Company approved the Scheme by passing special resolution through postal ballot dated October 21, 2015 and was further amended vide shareholders resolution passed in the Annual General Meeting held on August 21, 2020. Under the said Scheme, Nomination and Remuneration Committee is empowered to grant stock options to eligible employees of the Company, up to 150,000 (Ex-bonus) Minimum vesting period of stock option is one year and exercise period of stock option is one year from the date of vesting.

The Committee granted 16,282 stock options on November 14, 2015, 21,600 stock options on March 30, 2017, 22,400 stock options on November 13, 2017, 7,450 stock options on June 29, 2019, 9,310 stock options on October 24, 2019 and 12,413 stock options on August 4, 2020 totaling 91,315 stock options till date. Each stock option is exercisable into one equity share of face value of ₹ 1/- each.

The Company made bonus issue of shares in the ratio of 1:3 during the financial year. A fair and reasonable adjustment was made in respect of options unvested/yet to be exercised, options available for grant and their exercise price to give effect to the bonus in compliance with the SEBI (Share Based Employee Benefits) Regulations, 2015. Post Bonus issue adjustment the Exercise price of all stock options available for grant and options unvested/yet to be exercised arrives at ₹ 30/- share (Ex-bonus exercise price of all stock options was ₹ 40/- share). Each stock option is exercisable into one equity share of face value of ₹ 1/- each.

Further the Company is under process to obtain in principle approval from stock exchanges for additional 32,842 equity shares under Astral Employee Stock Option Scheme, 2015 pursuant to Bonus Issue of shares by the Company as approved by shareholders vide postal ballot resolution dated March 9, 2021.

The following stock based payment arrangement were in existence during the current and prior year

Option Series	August 4, 2020	October 24, 2019	June 29, 2019
Grant date	04-08-2020	24-10-2019	29-06-2019
Number of shares	12,413*	9,310	9,310*
Expiry date	03-08-2022	22-10-2021	27-06-2021
Exercise price	₹ 30*	₹ 40	₹ 40*
Fair value at grant date	903	1,090	1,013

\* Adjusted pursuant to bonus issue.

#### 2 Movement in stock options during the year :

The following is the reconciliation of the stock option outstanding at the beginning and at the end of the year

Particulars	As at March 31, 2021	As at March 31, 2020
Options Outstanding, beginning of the year	18,620	-
Options granted during the year (including bonus adjustment)	12,413	18,620
Options exercised during the year	18,620	-
Option Lapsed/surrendered/forfeited	-	-
Options Outstanding, end of the year	12,413	18,620
<b>Of which:</b>		
Not Vested	12,413	18,620
<b>Add : Adjustment on Account of Bonus Issue in ratio of 1:3 (Previous year : 1:4)</b>	<b>32,842</b>	<b>23,429</b>
<b>Options available for grant</b>	<b>118,956</b>	<b>98,527</b>

Options available for grants at March 31, 2021 and March 31, 2020 has been adjusted with bonus shares issued during the year.

## NOTES FORMING PART OF THE STANDALONE FINANCIAL STATEMENTS FOR THE YEAR ENDED MARCH 31, 2021 (Contd.)

### 3 Fair value of share options granted :

Fair value of the share options granted during the year is ₹ 903/- (previous financial year ₹ 1,013/- and ₹ 1,090/- respectively for options granted on June 29, 2019 and October 24, 2019). The following assumptions were used for calculation of fair value of grants in accordance with Black Scholes model;

Option Series	August 4, 2020	October 24, 2019	June 29, 2019
Option grant date	04-08-2020	24-10-2019	29-06-2019
Fair value at Grant date	₹ 903	₹ 1,090	₹ 1,013
Exercise Price	₹ 30	₹ 40	₹ 40
Expected Volatility	79%	58%	66%
Expected life of Option	2 years	2 years	2 years
Dividend Yield	0.65%	0.65%	0.60%
Risk Free Interest Rate	6.02%	6.60%	6.88%

### 4 Stock options exercised during the year :

The following stock options were exercised during the year

Option series	Number exercised	Avg Share price at exercise date	Exercise date
Granted on June 29, 2019	9,310	956	08-07-2020
Granted on October 24, 2019	9,310	1,467	18-11-2020

### 5 Stock options outstanding at the end of the year

The stock option outstanding at the end of the current year had a weighted average exercise price of as ₹ 30/- (Previous year : ₹ 40/-), and weighted average remaining contractual life of 491 days (Previous year : 512 days).

## 14. OTHER EQUITY

(₹ In Million)

Particulars	As at March 31, 2021	As at March 31, 2020
<b>Capital Reserve</b>		
Balance at the beginning of the year	4	4
<b>Balance at the end of the year</b>	<b>4</b>	<b>4</b>
<b>Securities Premium</b>		
Balance at the beginning of the year	4,053	3,361
<b>Add :</b> Premium on shares issued during the year (Note d)	-	722
<b>Add :</b> Premium on shares issued under Stock option Scheme 'ESOP 2015' (Note 13(e))	20	-
<b>Less :</b> Utilised during the year for issue of Bonus Shares (Note b & c)	50	30
<b>Balance at the end of the year</b>	<b>4,023</b>	<b>4,053</b>
<b>General Reserve</b>		
Balance at the beginning of the year	260	260
<b>Balance at the end of the year</b>	<b>260</b>	<b>260</b>
<b>Revaluation Reserve</b>		
Balance at the beginning of the year	12	12
<b>Balance at the end of the year</b>	<b>12</b>	<b>12</b>
<b>Shares pending allotment</b>		
Balance at the beginning of the year	-	723
<b>Less :</b> Utilised during the year for Shares issued pursuant to amalgamation (Note d)	-	723
<b>Balance at the end of the year</b>	<b>-</b>	<b>-</b>

## NOTES FORMING PART OF THE STANDALONE FINANCIAL STATEMENTS FOR THE YEAR ENDED MARCH 31, 2021 (Contd.)

(₹ In Million)

Particulars	As at March 31, 2021	As at March 31, 2020
<b>Stock Options Outstanding Account</b>		
Balance at the beginning of the year	19	-
<b>Add :</b> On account of options granted during the year	8	19
	<b>27</b>	<b>19</b>
<b>Less :</b> Option Lapsed/surrendered/forfeited	-	-
<b>Less :</b> Exercise of employee stock options	19	-
	8	19
<b>Less :</b> Deferred employee Compensation expenses	3	8
<b>Balance at the end of the year</b>	<b>5</b>	<b>11</b>
<b>Retained earnings</b>		
Balance at the beginning of the year	8,826	7,060
<b>Add :</b> Profit For the Year	3,269	2,008
<b>Add :</b> Other comprehensive income	2	(2)
<b>Less :</b> Payment of dividend on equity shares (including tax on dividend in previous year)	151	240
<b>Balance at the end of the year</b>	<b>11,946</b>	<b>8,826</b>
<b>Total</b>	<b>16,250</b>	<b>13,166</b>

### Notes

- In November 2020, the dividend of ₹ 1/- per share (total dividend ₹ 151 Million) was paid to holders of fully paid equity shares.
- During the year, the Company allotted 50,226,942 equity shares of ₹ 1/- each as fully paid up bonus shares by utilising securities premium amounting to ₹ 50 Million, pursuant to an ordinary resolution passed after taking the consent of shareholders through Postal ballot.
- During the previous year, the Company allotted 30,132,441 equity shares of ₹ 1/- each as fully paid up bonus shares by utilising securities premium amounting to ₹ 30 Million, pursuant to an ordinary resolution passed after taking the consent of shareholders through Postal ballot.
- During the previous year, the Company has issued 723,200 equity shares of ₹ 1/- each fully paid up in exchange for the balance 49% of equity share of Rex Polyextrusion Private Limited upon amalgamation.

### e Nature and Purpose of reserve

#### Capital reserve

The company has created capital reserve out of capital subsidies received from state Governments.

#### Securities premium

The amount received in excess of face value of the equity shares is recognised in Securities Premium. This reserve is available for utilization in accordance with the provisions of the Companies Act, 2013. In case of equity-settled share based payment transactions, the difference between fair value on grant date and nominal value of share is accounted as securities premium.

#### General reserve

General reserve is created from time to time by way of transfer of profits from retained earnings for appropriation purposes. General reserve is created by a transfer from one component of equity to another and is not an item of other comprehensive income. It can be used for distribution to equity shareholders only after complying with restriction contained in the Companies (Declaration and Payment of Dividend) Rules, 2014, as amended."

#### Revaluation Reserve

The company has created revaluation reserve out of revaluation of land carried out during the year 2004-05."

#### Stock Options Outstanding Account

Stock Option Outstanding Account is used to recognise grand date fair value options vested to employees under various equity settled schemes. The fair value of the equity-settled share based payment transactions with employees is recognised in Statement of Profit and Loss with corresponding credit to Stock Options Outstanding Account.

#### Retained earnings

Retained earnings are the profits that the Company has earned till date, less any transfers to general reserve, dividends or other distributions paid to shareholders.

#### Shares pending allotment

Shares pending allotment in previous year represents equity shares issued pursuant to business combination. (Note d)



**NOTES FORMING PART OF THE STANDALONE FINANCIAL STATEMENTS FOR THE YEAR ENDED MARCH 31, 2021 (Contd.)**

**15. BORROWINGS**

(₹ In Million)

Particulars	As at March 31, 2021	As at March 31, 2020
<b>Non-current</b>		
<b>Secured - at amortised cost</b>		
Term Loans From Banks	-	833
<b>Less: Current maturity of long term loans (Note 19)</b>	-	250
	-	<b>583</b>
Buyers Credit	124	99
<b>Less: Current maturity of long term buyers credit (Note 19)</b>	97	37
	<b>27</b>	<b>62</b>
Vehicle Loans	12	18
<b>Less: Current maturity of vehicle loans (Note 19)</b>	3	5
	<b>9</b>	<b>13</b>
<b>Unsecured - at amortised cost</b>		
Buyers Credit	140	233
<b>Less: Current maturity of long term buyers credit (Note 19)</b>	87	-
	<b>53</b>	<b>233</b>
<b>Total</b>	<b>89</b>	<b>891</b>

**Notes**

- a) Refer Note 39 for information about liquidity risk.
- b) Amount stated in Current maturity is disclosed under the head of "Other Financial Liabilities (Current)" (Note 19).
- c) Term Loans are Secured by way of first charge, in respect of Property, plant and equipments, both present and future, and second charge on entire current assets of the Company both present and future. (Note 3,8,9). Rate of interest for Rupee Term Loan ranges from 6.5% to 10% p.a.
  - 1 The Hongkong and Shanghai Banking Corporation Limited (HSBC) Term Loan of ₹ Nil (as at March 31, 2020 : ₹ 833 Million) repaid.
- d) Buyers Credit : Rate of interest for Buyer's Credit ranges from 0.40% to 3.00% p.a.
  - 1 HDFC Bank Limited Buyers Credit of ₹ 57 Million (as at March 31, 2020: ₹ Nil) repayable by March 2022. Secured by way of first charge, in respect of entire current assets of the Company both present and future.
  - 2 Standard Chartered Bank Buyers Credit of ₹ 67 Million (as at March 31, 2020: ₹ Nil) repayable by January 2022. Secured by way of first charge, in respect of entire current assets of the Company both present and future.
  - 3 Kotak Mahindra Bank Limited Buyers Credit of ₹ 129 Million (as at March 31, 2020: ₹ 89 Million) repayable by September 2023.
  - 4 Axis Bank Limited Buyers Credit of ₹ 11 Million (as at March 31, 2020: ₹ Nil) repayable by July 2022.
  - 5 CITI Bank Buyers Credit of ₹ Nil (as at March 31, 2020: ₹ 118 Million) repaid.
  - 6 Federal Bank Limited Buyers Credit of ₹ Nil (as at March 31, 2020: ₹ 26 Million) repaid.
  - 7 The Hongkong and Shanghai Banking Corporation Limited (HSBC) Buyers Credit of ₹ Nil (as at March 31, 2020: ₹ 99 Million) repaid.
- e) Vehicle Loans are Secured by way of hypothecation of respective motor vehicles purchased. Rate of interest for Vehicle loan ranges from 7 to 11% p.a.
  - 1 Axis Bank Limited Vehicle Loan of ₹ 12 Million (as at March 31, 2020 : ₹ 15 Million) repayable on monthly basis. Repayable by May 2024.
  - 2 ICICI Bank Limited Vehicle Loan of ₹ Nil (as at March 31, 2020 : ₹ 1 Million) repaid.
  - 3 Daimler Financial Services India Pvt. Ltd. Vehicle Loan of ₹ Nil (as at March 31, 2020 : ₹ 2 Million) repaid.

## NOTES FORMING PART OF THE STANDALONE FINANCIAL STATEMENTS FOR THE YEAR ENDED MARCH 31, 2021 (Contd.)

### 16. PROVISIONS

(₹ In Million)

Particulars	As at March 31, 2021	As at March 31, 2020
<b>Non-current</b>		
Provision for Employee Benefits (Note 34)	13	12
<b>Total</b>	<b>13</b>	<b>12</b>
<b>Current</b>		
Provision for Employee Benefits (Note 34)	25	25
<b>Total</b>	<b>25</b>	<b>25</b>

### 17. DEFERRED TAX LIABILITIES (NET)

(₹ In Million)

Particulars	As at March 31, 2021	As at March 31, 2020
<b>Non-current</b>		
Deferred Tax Liabilities (net)	373	372
<b>Total</b>	<b>373</b>	<b>372</b>

#### Deferred tax liabilities/(assets) in relation to :

(₹ In Million)

Particulars	As at April 1, 2019	Recognised in profit and loss	As at March 31, 2020
Tangible and Intangible assets	512	(117)	395
Provision for doubtful trade receivables	(22)	9	(13)
Provisions for employee benefits	(6)	(3)	(9)
Others	(1)	-	(1)
Impairment of Investment in Joint Venture	(17)	17	-
<b>Total</b>	<b>466</b>	<b>(94)</b>	<b>372</b>

(₹ In Million)

Particulars	As at April 1, 2020	Recognised in profit and loss	As at March 31, 2021
Tangible and Intangible assets	395	(3)	392
Provision for doubtful trade receivables	(13)	4	(9)
Provisions for employee benefits	(9)	0	(9)
Others	(1)	0	(1)
<b>Total</b>	<b>372</b>	<b>1</b>	<b>373</b>

## NOTES FORMING PART OF THE STANDALONE FINANCIAL STATEMENTS FOR THE YEAR ENDED MARCH 31, 2021 (Contd.)

### 18. TRADE PAYABLES

(₹ In Million)

Particulars	As at March 31, 2021	As at March 31, 2020
<b>Current</b>		
a Total outstanding dues of micro enterprises and small enterprises	-	-
<b>Total</b>	<b>-</b>	<b>-</b>
b Total outstanding dues of creditors other than micro enterprises and small enterprises		
Operational Buyer's credit	1,287	2,247
Due to others	2,891	1,829
<b>Total</b>	<b>4,178</b>	<b>4,076</b>

#### Notes

- Information as required to be disclosed under the Micro, Small and Medium Enterprises Development Act, 2006 has been determined to the extent such parties have been identified on the basis of information available with the Company. This has been relied upon by the Auditor.
- Refer Note 39 for information about credit risk, market risk and liquidity risk of Trade payables.

### 19. OTHER FINANCIAL LIABILITIES

(₹ In Million)

Particulars	As at March 31, 2021	As at March 31, 2020
<b>Current</b>		
Current maturities of long term borrowings (Note 15)	187	292
Interest accrued and due on borrowings	-	3
Interest accrued but not due on borrowings	3	14
Payable for capital goods	226	83
Unclaimed dividends and bonus* (Note 11)	0	0
Others	110	95
<b>Total</b>	<b>526</b>	<b>487</b>

\* All the amounts required to be transferred to the Investor Education and Protection Fund by the Company have been transferred within the time frame prescribed for the same.

### 20. OTHER CURRENT LIABILITIES

(₹ In Million)

Particulars	As at March 31, 2021	As at March 31, 2020
Statutory dues	377	114
Advance received from customers	89	90
<b>Total</b>	<b>466</b>	<b>204</b>

### 21. CURRENT TAX LIABILITIES (NET)

(₹ In Million)

Particulars	As at March 31, 2021	As at March 31, 2020
Income tax payables (net of advance tax)	84	-
<b>Total</b>	<b>84</b>	<b>-</b>

## NOTES FORMING PART OF THE STANDALONE FINANCIAL STATEMENTS FOR THE YEAR ENDED MARCH 31, 2021 (Contd.)

### 22. REVENUE FROM OPERATIONS

(₹ In Million)

Particulars	Year ended March 31, 2021	Year ended March 31, 2020
Revenue from contract with customers	24,823	20,385
Other operating revenues	40	43
<b>Total</b>	<b>24,863</b>	<b>20,428</b>

**Note :** The Company mainly deals into plastic products, mainly, Pipe & Fittings and hence, no disaggregation of revenue is provided. Other information relating to contract balances, i.e. Trade Receivables and Advance from customers, is stated in note 9 and 20.

### 23. OTHER INCOME

(₹ In Million)

Particulars	Year ended March 31, 2021	Year ended March 31, 2020
Interest Income :		
From Banks	15	2
From Related party (Note 37)	10	16
From Others	4	60
Profit on Sale of Current Investments (Net)	23	12
Foreign exchange gains (Net)	135	-
Miscellaneous Income (Note 37)	20	19
<b>Total</b>	<b>207</b>	<b>109</b>

### 24. COST OF MATERIALS CONSUMED

(₹ In Million)

Particulars	Year ended March 31, 2021	Year ended March 31, 2020
Inventories at the beginning of the year	1,438	815
<b>Add:</b> Purchases	14,298	13,523
<b>Less:</b> Inventories at the end of the year	1,204	1,438
<b>Total</b>	<b>14,532</b>	<b>12,900</b>

### 25. PURCHASE OF TRADED GOODS

(₹ In Million)

Particulars	Year ended March 31, 2021	Year ended March 31, 2020
Purchase of Traded Goods	623	671
<b>Total</b>	<b>623</b>	<b>671</b>

## NOTES FORMING PART OF THE STANDALONE FINANCIAL STATEMENTS FOR THE YEAR ENDED MARCH 31, 2021 (Contd.)

### 26. CHANGES IN INVENTORIES OF FINISHED GOODS, TRADED GOODS AND WORK-IN-PROGRESS

(₹ In Million)

Particulars	Year ended March 31, 2021	Year ended March 31, 2020
Inventories at the end of the year		
Finished Goods	2,001	2,194
Work-in-progress	202	160
Traded Goods	57	297
	<b>2,260</b>	<b>2,651</b>
Inventories at the beginning of the year		
Finished Goods	2,194	1,587
Work-in-progress	160	126
Traded Goods	297	344
	<b>2,651</b>	<b>2,057</b>
<b>Net (Increase) / Decrease</b>	<b>391</b>	<b>(594)</b>

### 27. EMPLOYEE BENEFITS EXPENSE

(₹ In Million)

Particulars	Year ended March 31, 2021	Year ended March 31, 2020
Salaries and wages	940	878
Share based payments to employees (Note 13(e))	13	11
Contribution to Provident and Other Funds (Note 34)	46	40
Staff Welfare Expenses	44	48
<b>Total</b>	<b>1,043</b>	<b>977</b>

### 28. FINANCE COSTS

(₹ In Million)

Particulars	Year ended March 31, 2021	Year ended March 31, 2020
Interest expense		
Term loans and working capital loans	65	154
Others	4	4
Other borrowing costs	7	12
Exchange differences regarded as an adjustments to borrowing costs	-	167
<b>Total</b>	<b>76</b>	<b>337</b>

### 29. DEPRECIATION AND AMORTISATION EXPENSE

(₹ In Million)

Particulars	Year ended March 31, 2021	Year ended March 31, 2020
Depreciation on Property, Plant, Equipment (Note 3)	870	798
Amortization on Intangible assets (Note 3)	68	72
Amortization on Right of use assets (Note 3)	24	29
<b>Total</b>	<b>962</b>	<b>899</b>

## NOTES FORMING PART OF THE STANDALONE FINANCIAL STATEMENTS FOR THE YEAR ENDED MARCH 31, 2021 (Contd.)

### 30. OTHER EXPENSES

(₹ In Million)

Particulars	Year ended March 31, 2021	Year ended March 31, 2020
Consumption of Stores, Spares and Packing Materials	447	440
Power and Fuel	572	625
Rent (Note 37 & 40)	27	25
Repairs expenses	69	77
Insurance expenses	44	25
Rates and Taxes	19	8
Communication expenses	20	21
Travelling expenses	83	146
Factory and Other expenses	57	37
Printing and stationary expenses	3	5
Freight and Forwarding	425	414
Commission	16	23
Advertisement and Sales Promotions expenses	955	708
Directors Sitting Fees (Note 37)	3	2
Donations and Contributions	0	2
Expenditure on Corporate Social Responsibility (Note 35 & 37)	45	38
Security Service Charges	46	39
Legal and Professional	45	46
Payments to Auditors *	2	3
Bad Debts Written Off (net of utilisation from provision for doubtful debts)	2	13
Net Loss on Foreign Currency transactions and translations	-	7
Loss on Sale of Property, plant and equipment (Net)	1	7
Other Expenses	48	66
<b>Total</b>	<b>2,929</b>	<b>2,777</b>

#### \* Payment to auditors (excluding GST)

(₹ In Million)

Particulars	Year ended March 31, 2021	Year ended March 31, 2020
For statutory audit and certification	2	3
<b>Total</b>	<b>2</b>	<b>3</b>

### 31. TAX EXPENSES

(₹ In Million)

Particulars	Year ended March 31, 2021	Year ended March 31, 2020
<b>Current tax</b>		
In respect of the current year	1,111	634
In respect of earlier years	10	(3)
<b>Total</b>	<b>1,121</b>	<b>631</b>
<b>Deferred tax</b>		
In respect of the current year	1	(94)
<b>Total</b>	<b>1</b>	<b>(94)</b>

## NOTES FORMING PART OF THE STANDALONE FINANCIAL STATEMENTS FOR THE YEAR ENDED MARCH 31, 2021 (Contd.)

Reconciliation of the income tax expenses to the amount computed by applying the statutory income tax rate to the profit before income taxes is summarised below :

Particulars	(₹ In Million)	
	Year ended March 31, 2021	Year ended March 31, 2020
<b>Profit before tax</b>	<b>4,391</b>	<b>2,545</b>
Income tax expense @25.168% (FY 2019-20 : 25.168%)	1,105	641
<b>Differences due to :</b>		
Impact of Change in Statutory Tax Rate on Opening Deferred Tax	-	(113)
Exempt income not taxable	0	(2)
Effect of allowances	(25)	8
Others	32	6
<b>Total</b>	<b>1,112</b>	<b>540</b>
Adjustments in respect of current income tax of previous year	10	(3)
<b>Tax expense as per statement of Profit and loss</b>	<b>1,122</b>	<b>537</b>

The Company's weighted average tax rates for the year ended March 31, 2021 and March 31, 2020 were 25.55% and 21.10% respectively.

### 32. EARNINGS PER SHARE:

Particulars	(₹ In Million)	
	Year ended March 31, 2021	Year ended March 31, 2020
Profit for the year attributable to owners of the company (₹ In Million)	3,269	2,008
Weighted average number of equity shares for Basic EPS	200,899,376	200,882,941
<b>Add : Effects of dilutive shares options outstanding</b>	<b>7,966</b>	<b>14,437</b>
Weighted average number of equity shares for Diluted EPS	200,907,342	200,897,378
Nominal Value per shares (₹)	1	1
Basic Earnings Per Share (In ₹)	16.27	10.00
Diluted Earnings Per Share (In ₹)	16.27	10.00

Earnings per share for previous periods have been adjusted for Bonus shares issued in current period as per Ind AS 33, Earnings per share (Note 13 & 14).

### 33. CONTINGENT LIABILITIES AND COMMITMENTS NOT PROVIDED FOR:

Sr. No.	Particulars	(₹ in Million)	
		As at March 31, 2021	As at March 31, 2020
<b>Contingent Liabilities</b>			
1	Disputed Income Tax/Central Excise/Sales Tax and PF demands *	31	47
2	Guarantee given by Company on behalf of Joint Venture and Subsidiary company for availing borrowing from local Bank (Note 37)	123	420
<b>Commitments</b>			
1	Capital Contracts remaining to be executed (Net of Advances)	1,107	788
2	Letters of Credits for Purchases	943	260
3	Commitment on uncalled liability of shares subscription **	-	0

\* Future cash outflows in respect of the above matters are determined only on receipt of judgments / decisions pending at various forums / authorities.

\*\* The Company was a subscriber to Memorandum of Association of newly incorporated subsidiary company, namely, 'Astral Foundation' as at March 31, 2020.

## NOTES FORMING PART OF THE STANDALONE FINANCIAL STATEMENTS FOR THE YEAR ENDED MARCH 31, 2021 (Contd.)

### 34. EMPLOYEE BENEFITS:

#### Post-employment Benefit

##### Defined Contribution Plan:

Amount towards Defined Contribution Plan have been recognised under "Contribution to Provident and Other funds" in Note 27 ₹ 32 Million (Previous Year: ₹ 28 Million).

##### Defined Benefit Plan:

The Company has defined benefit plans for gratuity to eligible employees, contributions for which are made to insurance service providers who invests the funds as per IRDA guidelines. The details of these defined benefit plans recognised in the financial statements are as under:

##### General Description of the Plan:

The Company operates a defined benefit plan (the Gratuity Plan) covering eligible employees, which provides a lump sum payment to vested employees at retirement, death, incapacitation or termination of employment, of an amount based on the respective employees salary and the tenure of employment.

The defined benefit plans typically expose to the Company to various risk such as:

**Interest rate risk:** A fall in the discount rate which is linked to the Government Securities. Rate will increase the present value of the liability requiring higher provision. A fall in the discount rate generally increases the mark to market value of the assets depending on the duration of asset.

**Salary Risk:** The present value of the defined benefit plan liability is calculated by reference to the future salaries of members. As such, an increase in the salary of the members more than assumed level will increase the plan's liability.

**Investment Risk:** The present value of the defined benefit plan liability is calculated using a discount rate which is determined by reference to market yields at the end of the reporting period on government bonds. If the return on plan asset is below this rate, it will create a plan deficit. Currently, for the plan in India, it has a relatively balanced mix of investments in government securities, and other debt instruments.

**Asset Liability Matching Risk:** The plan faces the ALM risk as to the matching cash flow. Since the plan is invested in lines of Rule 101 of Income Tax Rules, 1962, this generally reduces ALM risk.

**Mortality risk:** Since the benefits under the plan is not payable for life time and payable till retirement age only, plan does not have any longevity risk.

**Concentration Risk:** Plan is having a concentration risk as all the assets are invested with the insurance company and a default will wipe out all the assets. Although probability of this is very low as insurance companies have to follow stringent regulatory guidelines which mitigate risk.

#### a) Movement in present value of defined benefit obligation are as follows:

(₹ in Million)

Particulars	Gratuity	
	As at March 31, 2021	As at March 31, 2020
Obligations at the beginning of the year	65	53
Current service cost	10	8
Interest cost	4	4
Actuarial (gain) / loss - due to change in financial assumptions	1	5
Actuarial (gain) / loss- due to experience adjustments	(4)	(3)
Benefits paid	(2)	(2)
<b>Present value of benefit obligation at the end of the year</b>	<b>74</b>	<b>65</b>



**NOTES FORMING PART OF THE STANDALONE FINANCIAL STATEMENTS FOR THE YEAR ENDED MARCH 31, 2021 (Contd.)**

**b) Movement in the fair value of plan assets are as follows:**

(₹ in Million)

Particulars	Gratuity	
	As at March 31, 2021	As at March 31, 2020
Plan assets at the beginning of the year, at fair value	36	26
Interest Income	2	2
Return on plant assets excluding interest income	0	0
Contributions from the employer	10	10
Benefits paid	(2)	(2)
<b>Fair value of plan assets at the end of the year</b>	<b>46</b>	<b>36</b>

**c) The amount included in the balance sheet arising from the entities obligation in respect of defined benefit plan is as follows:**

(₹ in Million)

Particulars	Gratuity	
	As at March 31, 2021	As at March 31, 2020
Present value of benefit obligation at the end of the year	(74)	(65)
Fair value of plan assets at the end of the year	46	36
<b>Net liability arising from defined benefit obligation</b>	<b>(28)</b>	<b>(29)</b>

**d) Amount recognised in the Statement of Profit and Loss in respect of the defined benefits plans are as follows:**

(₹ in Million)

Particulars	Gratuity	
	Year ended March 31, 2021	Year ended March 31, 2020
Current service cost	10	8
Net Interest expense	2	2
<b>Components of defined benefit costs recognised in the Statement of Profit and Loss</b>	<b>12</b>	<b>10</b>
<b>Remeasurement on the net defined benefit liability:</b>		
Actuarial (gains) / losses on obligation for the period	(3)	2
Return on plant assets, excluding interest income	0	0
<b>Components of defined benefit costs recognised in Other Comprehensive Income</b>	<b>(3)</b>	<b>2</b>
<b>Total</b>	<b>9</b>	<b>12</b>

**e) Investment details of plan assets:**

To fund the obligations under the gratuity plan, Contributions are made to Insurance service providers, who invests the funds as per (Insurance Regulatory and Development Authority) IRDA guidelines.

**f) The defined benefit obligations shall mature after year ended March 31, 2021 as follows:**

(₹ in Million)

Particulars	As at March 31, 2021	As at March 31, 2020
1st Following Year	4	5
2nd Following Year	4	3
3rd Following Year	3	4
4th Following Year	4	5
5th Following Year	5	3
Sum of Years 6 To 10	28	23
Thereafter	129	110

## NOTES FORMING PART OF THE STANDALONE FINANCIAL STATEMENTS FOR THE YEAR ENDED MARCH 31, 2021 (Contd.)

### g) Sensitivity analysis:

Significant actuarial assumptions for the determination of the defined benefit obligation are discount rate, expected salary increase and mortality. The sensitivity analysis below has been determined based on reasonably possible changes of the respective assumptions occurring at the end of the reporting period, while holding all other assumptions constant

(₹ in Million)

Particulars	Gratuity	
	As at March 31, 2021	As at March 31, 2020
Delta effect of +1% change in the rate of Discounting	(7)	(6)
Delta effect of -1% change in the rate of Discounting	8	7
Delta effect of +1% change in the rate of salary Increase	8	7
Delta effect of -1% change in the rate of salary increase	(7)	(6)
Delta effect of +1% change in the rate of employee turnover	(0)	(0)
Delta effect of -1% change in the rate of employee turnover	0	0

The sensitivity analysis presented above may not be representative of the actual change in the defined benefit obligation as it is unlikely that the change in assumptions would occur in isolation of one another as some of the assumptions may be correlated.

Furthermore, in presenting the above sensitivity analysis, the present value of the defined benefit obligation has been calculated using "Projected Unit Credit" method at the end of the reporting period which is the same as that applied in calculating the defined benefit obligation liability recognised in Balance Sheet.

There were no change in the methods and assumptions used in preparing the sensitivity analysis from prior years.

The Company expects to make a contribution of ₹ 23 Million (as at March 31, 2020 : ₹ 29 Million) to the defined benefit plans during the next financial year.

### h) The principal assumptions used for the purpose of actuarial valuation were as follows:

Particulars	Gratuity	
	Year ended March 31, 2021	Year ended March 31, 2020
Discount Rate	6.80%	6.87%
Expected return on plan assets	6.80%	6.87%
Annual Increase in Salary Costs	7.00%	7.00%
Rate of Employee turnover	For service 4 years and below 7.00% p.a. For service 5 years and above 4.00% p.a.	For service 4 years and below 7.00% p.a. For service 5 years and above 4.00% p.a.
Mortality Tables	Indian Assured Lives Mortality (2006-08)	

Future Salary increases are based on long term average salary rise expected considering inflation, seniority, promotion and other relevant factors such as supply and demand factors in the employee market. Future Separation & mortality rates are obtained from relevant data of Life Insurance Corporation of India.

### 35. CORPORATE SOCIAL RESPONSIBILITY (CSR) EXPENDITURE:

The gross amount required to be spent by the Company on Corporate Social Responsibility (CSR) activities during the year as per the provision of section 135 of the Companies Act, 2013 amounts to ₹ 45 Million (Previous year : ₹ 37 Million). The revenue expenditure charged to the Statement of Profit and Loss in respect of Corporate Social Responsibility (CSR) activities undertaken during the year is ₹ 45 Million (Previous year : ₹ 38 Million) and has been paid.

## NOTES FORMING PART OF THE STANDALONE FINANCIAL STATEMENTS FOR THE YEAR ENDED MARCH 31, 2021 (Contd.)

### 36. DISCLOSURES PURSUANT TO SECURITIES AND EXCHANGE BOARD OF INDIA (LISTING OBLIGATIONS AND DISCLOSURE REQUIREMENTS) REGULATIONS, 2015 AND SECTION 186 OF THE COMPANIES ACT, 2013

(₹ in Million)

Name of the party	Relationship	Maximum amount outstanding during the year		Amount outstanding	
		As at March 31, 2021	As at March 31, 2020	As at March 31, 2021	As at March 31, 2020
<b>Loans (Unsecured)</b>					
Astral Biochem Private Limited	Wholly owned subsidiary	11	11	11	11
Seal IT Services Limited	Subsidiary	322	322	286	322
Resinova Chemie Limited	Subsidiary	-	65	-	-
<b>Advance for purchase of Non-current Investment</b>					
Astral Pipes Limited	Joint Venture	-	-	19	-
<b>Guarantee</b>					
Astral Pipes Limited	Joint Venture	-	-	123	316
Seal IT Services Limited	Subsidiary	-	-	-	104

#### Notes :

- There are no advances which are in the nature of loans.
- The Company has issued corporate guarantees for the loans and credit facility arrangements in respect of subsidiary and joint venture.
- The outstanding amount for the loan is including interest receivable.

### 37. RELATED PARTY DISCLOSURES:

- Name of the related parties and their relationships

Sr. No.	Description of Relationship	Name of Related Parties
A.	Subsidiaries	Astral Biochem Private Limited Resinova Chemie Limited Seal IT Services Limited, UK Seal IT Services Inc, USA (Step-down subsidiary)
B.	Joint Venture	Astral Pipes Limited
C.	Enterprises over which Key Managerial Personnel are able to exercise significant influence	Kairav Chemicals Limited Saumya Polymers LLP Astral Charitable Trust Kairamya Journeys LLP Ameya Lifestyle Astral Foundation
D.	Key Managerial Personnel	Sandeep Engineer (Managing Director) Jagruti Engineer (Whole Time Director) Kyle Thompson (Non-Executive Director up to July 8, 2020) Hiranand Savlani (Chief Financial Officer) Krunal Bhatt (Company Secretary) K.R. Shenoy (Independent Director up to August 24, 2020) Pradip N. Desai (Independent Director up to August 24, 2020) Kaushal Nakrani (Independent Director) Anil Kumar Jani (Non-Executive Director) C. K Gopal (Independent Director) Viral Jhaveri (Independent Director) Narasinh Balgi (Independent Director up to January 27, 2020)
E.	Relatives of Key Managerial Personnel	Sandeep Engineer HUF Kairav Engineer Saumya Engineer

## NOTES FORMING PART OF THE STANDALONE FINANCIAL STATEMENTS FOR THE YEAR ENDED MARCH 31, 2021 (Contd.)

2. Disclosure of transactions between the company and related parties and the status of outstanding balances as on March 31, 2021

(₹ in Million)

Particulars	Subsidiaries		Joint Venture		Enterprises over which Key Managerial Personnel are able to exercise significant influence		Key Managerial Personnel		Relatives of Key Managerial Personnel		Total	
	2020-21	2019-20	2020-21	2019-20	2020-21	2019-20	2020-21	2019-20	2020-21	2019-20	2020-21	2019-20
<b>Transactions during the year</b>												
Advance for Purchase of non-current investment	-	-	19	-	-	-	-	-	-	-	19	-
Expenditure on Corporate Social Responsibility	-	-	-	-	15	3	-	-	-	-	15	3
Guarantee Withdrawn	104	179	-	-	-	-	-	-	-	-	104	179
Interest Income	10	10	-	-	-	-	-	-	-	-	10	10
Investment in Joint venture/ Others	-	-	-	13	0	-	-	-	-	-	0	13
Loans / Advances Given	-	44	-	-	-	-	-	-	-	-	-	44
Loan received back	52	-	-	-	-	-	-	-	-	-	52	-
Purchase of Goods/Services	517	536	-	-	10	22	-	-	-	-	527	558
Purchase of asset	-	-	-	-	-	-	22	-	-	-	-	22
Loan taken	-	85	-	-	-	-	-	-	-	-	-	85
Loan repaid	-	85	-	-	-	-	-	-	-	-	-	85
Amount claimed for reimbursement of expenses	0	1	0	-	-	-	-	-	-	-	0	1
Remuneration	-	-	-	-	-	-	121	114	6	6	127	120
Rent Paid	-	-	-	-	-	-	-	-	1	1	-	1
Sale of Goods	44	42	8	16	-	-	-	-	-	-	52	58
Sitting fees	-	-	-	-	-	-	3	2	-	-	3	2
Rent Received	1	1	-	-	-	-	-	-	-	-	1	1
Advance given for purchase of goods	-	-	6	-	-	-	-	-	-	-	6	-
<b>Balance at the end of the year</b>												
Advance for Purchase of non-current investment	-	-	19	-	-	-	-	-	-	-	19	-
Advance given for purchase of goods	-	-	6	-	-	-	-	-	-	-	6	-
Guarantee Given	-	104	123	316	-	-	-	-	-	-	123	420
Interest accrued on loans and deposits	2	6	-	-	-	-	-	-	-	-	2	6
Loans Given	295	327	-	-	-	-	-	-	-	-	295	327
Payables	-	0	-	-	-	-	25	17	0	0	25	17
Receivables	-	-	0	-	-	-	-	-	-	-	0	-

## NOTES FORMING PART OF THE STANDALONE FINANCIAL STATEMENTS FOR THE YEAR ENDED MARCH 31, 2021 (Contd.)

### Notes :

#### i. Compensation of key management personnel:

The remuneration of key management personnel during the year was as follows:

(₹ in Million)

Particulars	Year ended March 31, 2021	Year ended March 31, 2020
Short term Benefits	121	114
Sitting fees	3	2

The remuneration of key management personnel is determined by the remuneration committee. The same is including employer contribution to provident fund and exclusive of provision for liability in respect of leave earned and gratuity, since this is based on actuarial valuation done on an overall basis for all employees.

- ii. The sales to and purchases from related parties are made on terms equivalent to those that prevail in arm's length transactions.
- iii. The amounts outstanding are unsecured and will be settled in cash. No expense has been recognised in the current or prior years for bad or doubtful debts in respect of amounts owned by related parties.
- iv. Transactions/balances during and end of the year/previous year are stated without considering impact of fair valuation carried out as per Ind AS.

### 38. ACQUISITION OF WATER TANK BUSINESS:

In line with the framework agreement entered by the Company with M/s Shree Prabhu Petrochemicals Pvt Ltd. and other parties entered in November 2020, the Company has purchased property, plant, equipment, brand (intangible asset) and inventory of water tank business of M/s Shree Prabhu Petrochemicals Pvt Ltd. and other parties for a total consideration of approx. ₹ 436 million, which has been paid in cash. Such purchased assets (fair valued) are accounted in line with Purchase Price Allocation method as required under Ind AS 103, Business Combination.

The values of the identifiable assets purchased during the year from Shree Prabhu Petrochemicals Private Limited and other parties were:

(₹ in Million)

Particulars	2020-21
<b>Non-Current assets</b>	
Property, plant and equipment	406
Intangible assets	2
<b>Current assets</b>	
Inventories	28
<b>Total Assets Acquired</b>	<b>436</b>

## NOTES FORMING PART OF THE STANDALONE FINANCIAL STATEMENTS FOR THE YEAR ENDED MARCH 31, 2021 (Contd.)

### 39. FINANCIAL INSTRUMENTS

#### 1 Capital management

The Company manages its capital to ensure that the Company will be able to continue as going concern while maximising the return to stakeholders through optimisation of debt and equity balance.

The capital structure of the Company consists of net debt (borrowings as detailed in notes 15 and 19 off set by cash and bank balances) and total equity of the Company.

The company's risk management committee reviews the risk capital structure of the company. As part of this review the company considers the cost of capital and the risk associated with each class of capital.

#### Gearing ratio

(₹ In Million)

Particulars	As at March 31, 2021	As at March 31, 2020
Debt (note i)	276	1,183
<b>Less: Cash and cash equivalents</b>	586	109
<b>Net debt</b>	-	<b>1,074</b>
Equity share capital	201	151
Other equity	16,250	13,166
<b>Less: Revaluation reserve</b>	12	12
<b>Total equity excluding revaluation reserve</b>	<b>16,439</b>	<b>13,305</b>
<b>Net debt to equity ratio</b>	-	<b>8.07%</b>

i Debt is defined as long-term borrowings, short-term borrowings and current maturities of long term borrowings (excluding financial guarantee contracts and contingent consideration), as described in notes 15 and 19.

#### 2 Category-wise classification of financial instruments

(₹ In Million)

Particulars	As at March 31, 2021	As at March 31, 2020
<b>Financial assets</b>		
<b>Measured at amortised cost</b>		
a Cash and cash equivalents and other bank balances (Note 10,11)	3,237	710
b Financial assets (Note 5,6 & 9)	2,211	1,877
<b>Measured at fair value through Profit and loss</b>		
a Fair Value of derivative contracts (Note 6)	-	0
b Investment in others (Note 4)	0	2
<b>Total</b>	<b>5,448</b>	<b>2,589</b>
<b>Financial liabilities</b>		
<b>Measured at amortised cost</b>		
a Borrowings (Note 15,19)	276	1,183
b Financial liabilities (Note 18,19,40)	4,533	4,304
<b>Total</b>	<b>4,809</b>	<b>5,487</b>

The above excludes investments in subsidiaries and joint venture.

In respect of financial instruments, measured at amortised cost, the fair value approximates the amortised cost.

**NOTES FORMING PART OF THE STANDALONE FINANCIAL STATEMENTS FOR THE YEAR ENDED MARCH 31, 2021 (Contd.)**

(₹ in Million)

Financial assets/Financial liabilities	Fair value	Quoted price in active market (Level 1)	Significant observable inputs (Level 2)	Significant unobservable inputs (Level 3)
<b>As at March 31, 2021</b>				
<b>Financial assets measured at fair value through Profit and loss</b>				
a) Investment in others (Note 4)	0	-	-	0
<b>As at March 31, 2020</b>				
<b>Financial assets measured at fair value through Profit and loss</b>				
a Fair Value of derivative contracts (Note 6)	0	-	0	-
b Investment in others (Note 4)	2	2	-	-

There have been no transfers amount in Level 1, Level 2 and Level 3 during the years ended March 31, 2021 and March 31, 2020.

**3 Financial risk management objectives**

The Company's financial liabilities comprise mainly of borrowings, trade payables and other financial liabilities. The Company's financial assets comprise mainly of investments, cash and cash equivalents, other balances with banks, loans, trade receivables and other financial assets.

The Company's business activities are exposed to a variety of financial risks, namely market risk (including currency risk and interest rate risk), credit risk and liquidity risk.

The Company's senior management has the overall responsibility for establishing and governing the Company's risk management framework who are responsible for developing and monitoring the Company's risk management policies. The Company's risk management policies are established to identify and analyse the risks faced by the Company, to set and monitor appropriate risk limits and controls, periodically review the changes in market conditions and reflect the changes in the policy accordingly. The key risks and mitigating actions are also placed before the Audit Committee of the Company. Internal audit undertakes both regular and ad hoc reviews of risk management controls and procedures, the results of which are reported to the audit committee.

**A MANAGEMENT OF MARKET RISK**

The Company's size and operations result in it being exposed to the following market risks that arise from its use of financial instruments:

- currency risk;
- interest rate risk

**i Currency risk**

The Company's activities expose it primarily to the financial risk of changes in foreign currency exchange rates. The Company enters into a variety of derivative financial instruments to manage its exposure to foreign currency risk.

The carrying amounts of the Company's foreign currency dominated monetary assets and monetary liabilities at the end of the reporting period are as follows:

(In Million)

Particulars	As at	
	March 31, 2021	March 31, 2020
<b>Liabilities (Foreign currency)</b>		
In US Dollars (USD)	32	42
In Euro (EUR)	1	1
<b>Assets (Foreign currency)</b>		
In US Dollars (USD)	0	0
In Euro (EUR)	0	0
In Dirham (AED)	0	0
In Great Britain Pound (GBP)	3	3

## NOTES FORMING PART OF THE STANDALONE FINANCIAL STATEMENTS FOR THE YEAR ENDED MARCH 31, 2021 (Contd.)

(₹ In Million)

Particulars	As at March 31, 2021	As at March 31, 2020
<b>Liabilities (INR)</b>		
In US Dollars (USD)	2,334	3,154
In Euro (EUR)	66	124
<b>Assets (INR)</b>		
In US Dollars (USD)	20	2
In Euro (EUR)	0	0
In Dirham (AED)	0	0
In Great Britain Pound (GBP)	285	322

### Derivative instruments:

The Company uses foreign currency forward contracts and currency options to hedge its risks associated with foreign currency fluctuations relating to certain firm commitments and forecasted transactions. The use of foreign currency forward contracts is governed by the Company's strategy approved by the Board of Directors, which provide principles on the use of such forward contracts consistent with the Company's Risk Management Policy. The Company does not use forward contracts and Currency Options for speculative purposes.

### Outstanding Forward Exchange Contracts entered into by the Company:

Particulars	As at March 31, 2021	As at March 31, 2020
<b>Payable</b>		
<b>Outstanding Forward Exchange Contracts</b>		
<b>In USD</b>		
No. of Contracts	-	1
In US Dollars - (In Million)	-	0
In INR - (In Million)	-	29

The line items in the balance sheet that includes the above hedging instruments are "other financial assets" and "other financial liabilities".

### Foreign currency sensitivity analysis

The Company is mainly exposed to the currency: USD, EUR and GBP.

The following table details, Company's sensitivity to a 5% increase and decrease in the rupee against the relevant foreign currencies. 5% is the sensitivity rate used when reporting foreign currency risk internally to key management personnel and represents management's assessment of the reasonably possible change in foreign exchange rates. This is mainly attributable to the exposure outstanding not hedged on receivables and payables in the Company at the end of the reporting period. The sensitivity analysis includes only outstanding foreign currency denominated monetary items and adjusts their translation at the period end for a 5% change in foreign currency rate. A positive number below indicates an increase in the profit and equity where the rupee strengthens 5% against the relevant currency. For a 5% weakening of the rupee against the relevant currency, there would be a comparable impact on the profit and equity, and the balances below would be negative.

### Impact on profit or loss and total equity

(₹ In Million)

Particulars	As at March 31, 2021	As at March 31, 2020
Increase in exchange rate by 5%	(105)	(146)
Decrease in exchange rate by 5%	105	146

The Company, in accordance with its risk management policies and procedures, enters into foreign currency forward contracts to manage its exposure in foreign exchange rate variations. The counter party is generally a bank. These contracts are for a period between one day and five years. The above sensitivity does not include the impact of foreign currency forward contracts and option contracts which largely mitigate the risk.



**NOTES FORMING PART OF THE STANDALONE FINANCIAL STATEMENTS FOR THE YEAR ENDED MARCH 31, 2021 (Contd.)**

**ii Interest rate risk**

Interest rate risk is the risk that the future cash flow with respect to interest payments on borrowing will fluctuate because of change in market interest rates. The company's exposure to the risk of changes in market interest rates relates primarily to the Company's long-term debt obligation with floating interest rates.

**Interest rate sensitivity**

The following table demonstrates the sensitivity to a reasonably possible change in interest rates on that portion of loans and borrowings affected. With all other variables held constant, the Company's profit before tax is affected through the impact on floating rate borrowings, as follows:

(₹ In Million)

Particulars	Increase/ decrease in basis points	Effect on profit before tax
As at March 31, 2021	100 bps	3
As at March 31, 2020	100 bps	12

The assumed movement in basis points for the interest rate sensitivity analysis is based on the currently observable market environment, showing a significantly higher volatility than in prior years.

**B MANAGEMENT OF CREDIT RISK**

Credit risk refers to the risk that a counter party will default on its contractual obligation resulting in financial loss to the Company. The Company uses its own trading records to evaluate the credit worthiness of its customers. The Company's exposure are continuously monitored and the aggregate value of transactions concluded, are spread amongst approved counter parties (refer note 9 - Trade receivable).

"The company is exposed to credit risk in relation to financial guarantees given to banks in respect of borrowings obtained by the subsidiary company and joint venture. In case of joint venture, the Company's share is 50% and the guarantee has been given jointly and severally by all the partners of Joint Venture. The Company's maximum exposure in this respect is of ₹ 123 Million as at March 31, 2021 (as at March 31, 2020 : ₹ 420 Million) as disclosed in contingent liabilities (Note 33)."

**C MANAGEMENT OF LIQUIDITY RISK**

Liquidity risk is the risk that the Company will face in meeting its obligations associated with its financial liabilities. The Company's approach to managing liquidity is to ensure, as far as possible, that it will have sufficient liquidity to meet its liabilities when they are due, under both normal and stressed conditions, without incurring unacceptable losses or risking damage to the Company's reputation.

Ultimate responsibility for liquidity risk management rests with the Board of Directors, which has established an appropriate liquidity risk management framework for the management of the Company's short-term, medium-term and long-term funding and liquidity management requirements. The Company manages liquidity risk by maintaining adequate reserves, banking facilities and reserve borrowing facilities, by continuously monitoring forecast and actual cash flows, and by matching the maturity profiles of financial assets and liabilities.

## NOTES FORMING PART OF THE STANDALONE FINANCIAL STATEMENTS FOR THE YEAR ENDED MARCH 31, 2021 (Contd.)

The following table shows the maturity analysis of the Company's financial liabilities based on contractually agreed undiscounted cash flows along with its carrying value as at the Balance Sheet date.

(₹ In Million)

Particulars	Carrying amount	Less than 1 year	1-5 years	Total
<b>As at March 31, 2021</b>				
<b>Non-derivative financial liabilities</b>				
Borrowings (Note 15 & 19)	276	187	89	276
Lease liabilities (Note 40)	16	11	5	16
Financial Liabilities (Note 18 & 19)	4,517	4,517	-	4,517
<b>Total</b>	<b>4,809</b>	<b>4,715</b>	<b>94</b>	<b>4,809</b>
<b>As at March 31, 2020</b>				
<b>Non-derivative financial liabilities</b>				
Borrowings (Note 15 & 19)	1,183	292	891	1,183
Lease liabilities (Note 40)	33	20	13	33
Financial Liabilities (Note 18 & 19)	4,271	4,271	-	4,271
<b>Total</b>	<b>5,487</b>	<b>4,583</b>	<b>904</b>	<b>5,487</b>

#### 40. LEASE:

##### Company as a lessee

The Company's lease asset classes primarily consist of leases for Tangible assets. The company assesses whether a contract contains a lease, at inception of a contract. A contract is, or contains, a lease if the contract conveys the right to control the use of an identified asset for a period of time in exchange for consideration. To assess whether a contract conveys the right to control the use of an identified asset, the company assesses whether: (1) the contract involves the use of an identified asset (2) the company has substantially all of the economic benefits from use of the asset through the period of the lease and (3) the company has the right to direct the use of the asset.

The carrying amounts of right-of-use assets, lease liabilities along with their movement during the period is as below:

(₹ in Million)

Particulars	Right of use Assets Tangible Assets		Lease Liabilities	
	2020-21	2019-20	2020-21	2019-20
Balance at the beginning of the year	333	-	33	-
<b>Add</b> : Addition due to restatement	-	52	-	52
<b>Add</b> : Reclassified from Property, plant and equipment	-	280	-	-
<b>Add</b> : Adjustment during the year	82	58	4	5
<b>Less</b> : Depreciation/amortisation of expenses	24	29	-	-
<b>Less</b> : Adjustment due to COVID 19	-	-	2	-
<b>Less</b> : Deductions	-	28	-	-
<b>Add</b> : Interest Expenses	-	-	2	4
<b>Less</b> : Payments	-	-	21	28
<b>Balance at the end of the year</b>	<b>391</b>	<b>333</b>	<b>16</b>	<b>33</b>
<b>Current</b>			<b>11</b>	<b>20</b>
<b>Non-Current</b>			<b>5</b>	<b>13</b>

There is no material impact on Total comprehensive income or the basic and diluted earnings per share.

##### Company as a lessor

The Company has entered into operating leases on its buildings, these leases have terms less than 1 years. Rental income recognised by the Company during the year is ₹ 1 Million (Previous year : 1 Million).

The company has not entered into any non-cancellable operating leases as a lessor.

## NOTES FORMING PART OF THE STANDALONE FINANCIAL STATEMENTS FOR THE YEAR ENDED MARCH 31, 2021 (Contd.)

### 41. SEGMENT REPORTING:

The company has presented segment information in the Consolidated Financial Statement which is presented in the same financial report. Accordingly, in terms of paragraph 4 of Ind AS 108 – Operating Segments, no disclosure related to segments are presented in this standalone financial statement.

### 42. INFORMATION RELATING TO JOINT VENTURE:

The company has 50% ownership interest in joint venture company Astral Pipes Limited, incorporated in Kenya. Its proportionate share in the assets, liabilities, income and expenses etc. In the said joint venture company is given below:

(₹ in Million)

Particulars	As at December 31, 2020	As at December 31, 2019
Assets	289	361
Liabilities	191	265
Income	188	169
Expenses (including depreciation)	210	186
Contingent Liabilities	1	6
Capital commitments remaining to be executed	-	-

During the year ended March 31, 2021, the company has made provision for diminution on its investment in Joint Venture viz : Astral Pipes Ltd, Kenya amounting to ₹ 123 Million (Previous year : ₹ 25 Million), which has been disclosed as exceptional item.

### 43. EVENTS AFTER THE REPORTING PERIOD

The Board of Directors, in its meeting held on May 18, 2021, has proposed a final dividend of ₹ 1 per equity share for the financial year ended March 31, 2021. The proposal is subject to the approval of shareholders at the Annual General Meeting and if approved would result in a cash outflow of approximately ₹ 201 Million.

### 44. ESTIMATION OF UNCERTAINTY RELATING TO THE GLOBAL HEALTH PANDEMIC COVID-19:

The Company continues to adopt measures to curb the impact of COVID-19 pandemic in order to protect the health of its employees and ensure business continuity with minimal disruption including remote working, maintaining social distancing, sanitization of workspaces etc. The Company has considered the impact of COVID-19 pandemic on its business operations and financial results based on its review of current indicators of future economic conditions and expects that the carrying amount of the assets will be recovered. However, the impact assessment of this pandemic is a continuing process given the uncertainties associated with its nature and duration. Accordingly, the Company will continue to monitor any material changes to future economic conditions.

45. The figures for the previous year have been regrouped/ reclassified wherever necessary to confirm with the current year's classification.

#### For SRBC & CO LLP

Chartered Accountants

ICAI Firm Registration No : 324982E/E300003

#### Per Anil Jobanputra

Partner

Membership No : 110759

#### For and on behalf of the Board of Director of Astral Limited

CIN : L25200GJ1996PLC029134

#### Sandeep P. Engineer

Managing Director

DIN :00067112

#### Hiranand A. Savlani

Chief Financial Officer

#### Jagruti S. Engineer

Whole Time Director

DIN :00067276

#### Krunal D. Bhatt

Company Secretary

Place: Mumbai

Date : May 18, 2021

Place: Ahmedabad

Date : May 18, 2021

# INDEPENDENT AUDITOR'S REPORT

To the Members of

## **ASTRAL LIMITED**

(Formerly known as Astral Poly Technik Limited)

### **REPORT ON THE AUDIT OF THE CONSOLIDATED FINANCIAL STATEMENTS**

#### **OPINION**

We have audited the accompanying consolidated financial statements of Astral Limited (Formerly known as Astral Poly Technik Limited) (hereinafter referred to as "the Holding Company"), its subsidiaries (the Holding Company and its subsidiaries together referred to as "the Group") and its joint venture comprising of the consolidated Balance sheet as at March 31 2021, the consolidated Statement of Profit and Loss, including other comprehensive income, the consolidated Cash Flow Statement and the consolidated Statement of Changes in Equity for the year then ended, and notes to the consolidated financial statements, including a summary of significant accounting policies and other explanatory information (hereinafter referred to as "the consolidated financial statements").

In our opinion and to the best of our information and according to the explanations given to us and based on the consideration of reports of other auditors on separate financial statements and on the other financial information of the subsidiaries and joint venture, the aforesaid consolidated financial statements give the information required by the Companies Act, 2013, as amended ("the Act") in the manner so required and give a true and fair view in conformity with the accounting principles generally accepted in India, of the consolidated state of affairs of the Group, its joint venture as at March 31, 2021, their consolidated profit including other comprehensive income, their consolidated cash flows and the consolidated statement of changes in equity for the year ended on that date.

#### **BASIS FOR OPINION**

We conducted our audit of the consolidated financial statements in accordance with the Standards on Auditing (SAs), as specified under section 143(10) of the Act. Our responsibilities under those Standards are further described in the 'Auditor's Responsibilities for the Audit of the Consolidated Financial Statements' section of our report. We are independent of the Group, joint venture in accordance with the 'Code of Ethics' issued by the Institute of Chartered Accountants of India together with the ethical requirements that are relevant to our audit of the financial statements under the provisions of the Act and the Rules thereunder, and we have fulfilled our other ethical responsibilities in accordance with these requirements and the Code of Ethics. We believe that the audit evidence we have obtained is sufficient and appropriate to provide a basis for our audit opinion on the consolidated financial statements.

#### **KEY AUDIT MATTERS**

Key audit matters are those matters that, in our professional judgment, were of most significance in our audit of the consolidated financial statements for the financial year ended March 31, 2021. These matters were addressed in the context of our audit of the consolidated financial statements as a whole, and in forming our opinion thereon, and we do not provide a separate opinion on these matters. For each matter below, our description of how our audit addressed the matter is provided in that context.

We have determined the matters described below to be the key audit matters to be communicated in our report. We have fulfilled the responsibilities described in the Auditor's responsibilities for the audit of the consolidated financial statements section of our report, including in relation to these matters. Accordingly, our audit included the performance of procedures designed to respond to our assessment of the risks of material misstatement of the consolidated financial statements. The results of audit procedures performed by us and by other auditors of components not audited by us, as reported by them in their audit reports furnished to us by the management, including those procedures performed to address the matters below, provide the basis for our audit opinion on the accompanying consolidated financial statements.

## INDEPENDENT AUDITOR'S REPORT (Contd.)

Key audit matters	How our audit addressed the key audit matter
Impairment of Goodwill (as described in Note 2(x)iii of the Consolidated financial statements)	
<p>The Group's balance sheet includes ₹ 2,570 Million of Goodwill.</p> <p>In accordance with Ind AS 36, these balances are allocated to Cash Generating Units (CGUs) which are tested annually for impairment using discounted cash-flow models of each CGU's recoverable value compared to the carrying value of the assets. A deficit between the recoverable value and the CGU's net assets would result in impairment.</p> <p>The inputs to the impairment testing model which have the most significant impact on CGU recoverable value include:</p> <ul style="list-style-type: none"> <li>- Projected revenue growth, operating margins and operating cash-flows; and</li> <li>- Business specific discount rates</li> </ul> <p>The annual impairment testing is considered a significant accounting judgement and estimate and a key audit matter because the assumptions on which the tests are based are highly judgmental and are affected by future market and economic conditions which are inherently uncertain, and because of the materiality of the balances to the Consolidated financial statements.</p>	<p>We performed following procedures, among others:</p> <ul style="list-style-type: none"> <li>• We assessed whether the Group's definition of the CGUs is compliant with the applicable accounting standards</li> <li>• We evaluated the forecast of future cash flows used by the management in the model to compute the Recoverable value of CGUs.</li> <li>• We compared the forecast of future cash flows to business plan and previous forecasts to the actual results.</li> <li>• We focused our analysis on management assumptions in respect of future sales growth rate and discount rate used to compute the Recoverable value of CGUs.</li> <li>• We recalculated estimates using the management model.</li> <li>• We involved valuation specialists to assist in evaluating the key assumptions and methodologies used by the Holding Company in computing the Recoverable value of CGUs.</li> <li>• We assessed the disclosures made in the Consolidated financial statements.</li> </ul>

### OTHER INFORMATION

The Holding Company's Board of Directors is responsible for the other information. The other information comprises the information included in the Annual report, but does not include the consolidated financial statements and our auditor's report thereon.

Our opinion on the consolidated financial statements does not cover the other information and we do not express any form of assurance conclusion thereon.

In connection with our audit of the consolidated financial statements, our responsibility is to read the other information and, in doing so, consider whether such other information is materially inconsistent with the consolidated financial statements or our knowledge obtained in the audit or otherwise appears to be materially misstated. If, based on the work we have performed, we conclude that there is a material misstatement of this other information, we are required to report that fact. We have nothing to report in this regard.

### RESPONSIBILITIES OF MANAGEMENT FOR THE CONSOLIDATED FINANCIAL STATEMENTS

The Holding Company's Board of Directors is responsible for the preparation and presentation of these consolidated financial statements in terms of the requirements of the Act that give a true and fair view of the consolidated financial position, consolidated financial performance including

other comprehensive income, consolidated cash flows and consolidated statement of changes in equity of the Group including its joint venture in accordance with the accounting principles generally accepted in India, including the Indian Accounting Standards (Ind AS) specified under section 133 of the Act read with [the Companies (Indian Accounting Standards) Rules, 2015, as amended. The respective Board of Directors of the companies included in the Group and of its joint venture are responsible for maintenance of adequate accounting records in accordance with the provision of the Act for safeguarding of the assets of the Group and of its joint venture and for preventing and detecting frauds and other irregularities; selection and application of appropriate accounting policies; making judgments and estimates that are reasonable and prudent; and the design, implementation and maintenance of adequate internal financial controls, that were operating effectively for ensuring the accuracy and completeness of the accounting records, relevant to the preparation and presentation of the consolidated financial statements that give a true and fair view and are free from material misstatement, whether due to fraud or error, which have been used for the purpose of preparation of the consolidated financial statements by the Directors of the Holding Company, as aforesaid.

In preparing the consolidated financial statements, the respective Board of Directors of the companies included in the Group and of its joint venture are responsible for assessing the ability of the Group and of its joint venture

## INDEPENDENT AUDITOR'S REPORT (Contd.)

to continue as a going concern, disclosing, as applicable, matters related to going concern and using the going concern basis of accounting unless management either intends to liquidate the Group or to cease operations, or has no realistic alternative but to do so.

Those respective Board of Directors of the companies included in the Group and of its joint venture are also responsible for overseeing the financial reporting process of the Group and of its joint venture.

### AUDITOR'S RESPONSIBILITIES FOR THE AUDIT OF THE CONSOLIDATED FINANCIAL STATEMENTS

Our objectives are to obtain reasonable assurance about whether the consolidated financial statements as a whole are free from material misstatement, whether due to fraud or error, and to issue an auditor's report that includes our opinion. Reasonable assurance is a high level of assurance, but is not a guarantee that an audit conducted in accordance with SAs will always detect a material misstatement when it exists. Misstatements can arise from fraud or error and are considered material if, individually or in the aggregate, they could reasonably be expected to influence the economic decisions of users taken on the basis of these consolidated financial statements.

As part of an audit in accordance with SAs, we exercise professional judgment and maintain professional skepticism throughout the audit. We also:

- Identify and assess the risks of material misstatement of the consolidated financial statements, whether due to fraud or error, design and perform audit procedures responsive to those risks, and obtain audit evidence that is sufficient and appropriate to provide a basis for our opinion. The risk of not detecting a material misstatement resulting from fraud is higher than for one resulting from error, as fraud may involve collusion, forgery, intentional omissions, misrepresentations, or the override of internal control.
- Obtain an understanding of internal control relevant to the audit in order to design audit procedures that are appropriate in the circumstances. Under section 143(3) (i) of the Act, we are also responsible for expressing our opinion on whether the Holding Company has adequate internal financial controls with reference to financial statements in place and the operating effectiveness of such controls.
- Evaluate the appropriateness of accounting policies used and the reasonableness of accounting estimates and related disclosures made by management.
- Conclude on the appropriateness of management's use of the going concern basis of accounting and, based on the audit evidence obtained, whether a material uncertainty exists related to events or conditions that may cast significant doubt on the ability of the Group

and its joint venture to continue as a going concern. If we conclude that a material uncertainty exists, we are required to draw attention in our auditor's report to the related disclosures in the consolidated financial statements or, if such disclosures are inadequate, to modify our opinion. Our conclusions are based on the audit evidence obtained up to the date of our auditor's report. However, future events or conditions may cause the Group and its joint venture to cease to continue as a going concern.

- Evaluate the overall presentation, structure and content of the consolidated financial statements, including the disclosures, and whether the consolidated financial statements represent the underlying transactions and events in a manner that achieves fair presentation.
- Obtain sufficient appropriate audit evidence regarding the financial information of the entities or business activities within the Group and its joint venture of which we are the independent auditors, to express an opinion on the consolidated financial statements. We are responsible for the direction, supervision and performance of the audit of the financial statements of such entities included in the consolidated financial statements of which we are the independent auditors. For the other entities included in the consolidated financial statements, which have been audited by other auditors, such other auditors remain responsible for the direction, supervision and performance of the audits carried out by them. We remain solely responsible for our audit opinion.

We communicate with those charged with governance of the Holding Company and such other entities included in the consolidated financial statements of which we are the independent auditors regarding, among other matters, the planned scope and timing of the audit and significant audit findings, including any significant deficiencies in internal control that we identify during our audit.

We also provide those charged with governance with a statement that we have complied with relevant ethical requirements regarding independence, and to communicate with them all relationships and other matters that may reasonably be thought to bear on our independence, and where applicable, related safeguards.

From the matters communicated with those charged with governance, we determine those matters that were of most significance in the audit of the consolidated financial statements for the financial year ended March 31, 2021 and are therefore the key audit matters. We describe these matters in our auditor's report unless law or regulation precludes public disclosure about the matter or when, in extremely rare circumstances, we determine that a matter should not be communicated in our report because the adverse consequences of doing so would reasonably be expected to outweigh the public interest benefits of such communication.

**INDEPENDENT AUDITOR'S REPORT (Contd.)****OTHER MATTER**

- (a) We did not audit the financial statements and other financial information, in respect of three subsidiaries, whose financial statements include total assets of ₹ 1,881 million as at March 31, 2021, and total revenues of ₹ 2,575 million and net cash inflows of ₹ 42 million for the year ended on that date. These financial statement and other financial information have been audited by other auditors, which financial statements, other financial information and auditor's reports have been furnished to us by the management. The consolidated financial statements also include the Group's share of net loss of ₹ 21 million for the year ended March 31, 2021, as considered in the consolidated financial statements, in respect of one joint venture, whose financial statements, other financial information have been audited by other auditors and whose reports have been furnished to us by the Management. Our opinion on the consolidated financial statements, in so far as it relates to the amounts and disclosures included in respect of these subsidiaries and joint venture, and our report in terms of sub-sections (3) of Section 143 of the Act, in so far as it relates to the aforesaid subsidiaries and joint venture is based solely on the report(s) of such other auditors.

Certain of these subsidiaries and joint venture are located outside India whose financial statements and other financial information have been prepared in accordance with accounting principles generally accepted in their respective countries and which have been audited by other auditors under generally accepted auditing standards applicable in their respective countries. The Holding Company's management has converted the financial statements of such subsidiaries and joint venture located outside India from accounting principles generally accepted in their respective countries to accounting principles generally accepted in India. We have audited these conversion adjustments made by the Holding Company's management. Our opinion in so far as it relates to the balances and affairs of such subsidiaries and joint venture located outside India is based on the report of other auditors and the conversion adjustments prepared by the management of the Holding Company and audited by us.

Our opinion above on the consolidated financial statements, and our report on Other Legal and Regulatory Requirements below, is not modified in respect of the above matters with respect to our reliance on the work done and the reports of the other auditors and the financial statements and other financial information certified by the Management.

**REPORT ON OTHER LEGAL AND REGULATORY REQUIREMENTS**

As required by Section 143(3) of the Act, [based on our audit and on the consideration of report of the other auditors on separate financial statements and the other financial information of subsidiaries and the joint venture, as noted in the 'other matter' paragraph we report, to the extent applicable, that:

- (a) We / the other auditors whose report we have relied upon have sought and obtained all the information and explanations which to the best of our knowledge and belief were necessary for the purposes of our audit of the aforesaid consolidated financial statements;
- (b) In our opinion, proper books of account as required by law relating to preparation of the aforesaid consolidation of the financial statements have been kept so far as it appears from our examination of those books and reports of the other auditors;
- (c) The Consolidated Balance Sheet, the Consolidated Statement of Profit and Loss including the Statement of Other Comprehensive Income, the Consolidated Cash Flow Statement and Consolidated Statement of Changes in Equity dealt with by this Report are in agreement with the books of account maintained for the purpose of preparation of the consolidated financial statements;
- (d) In our opinion, the aforesaid consolidated financial statements comply with the Accounting Standards specified under Section 133 of the Act, read with Companies (Indian Accounting Standards) Rules, 2015, as amended;
- (e) On the basis of the written representations received from the directors of the Holding Company as on March 31, 2021 taken on record by the Board of Directors of the Holding Company and the reports of the statutory auditors who are appointed under Section 139 of the Act, of its subsidiary companies, none of the directors of the Group's companies, incorporated in India, is disqualified as on March 31, 2021 from being appointed as a director in terms of Section 164 (2) of the Act;
- (f) With respect to the adequacy and the operating effectiveness of the internal financial controls with reference to consolidated financial statements of the Holding Company and its subsidiary companies, incorporated in India, refer to our separate Report in "Annexure" to this report;
- (g) In our opinion and based on the consideration of reports of other statutory auditors of the subsidiaries incorporated in India, the managerial remuneration for the year ended March 31, 2021 has been paid / provided by the Holding Company, its subsidiaries,

## INDEPENDENT AUDITOR'S REPORT (Contd.)

incorporated in India to their directors in accordance with the provisions of section 197 read with Schedule V to the Act;

(h) With respect to the other matters to be included in the Auditor's Report in accordance with Rule 11 of the Companies (Audit and Auditors) Rules, 2014, as amended, in our opinion and to the best of our information and according to the explanations given to us and based on the consideration of the report of the other auditors on separate financial statements as also the other financial information of the subsidiaries and joint venture, as noted in the 'Other matter' paragraph:

- i. The consolidated financial statements disclose the impact of pending litigations on its consolidated financial position of the Group, its joint venture in its consolidated financial statements – Refer Note 34 to the consolidated financial statements;
- ii. The Group and its joint venture did not have any material foreseeable losses in long-term

contracts including derivative contracts during the year ended March 31, 2021;

- iii. There has been no delay in transferring amounts, required to be transferred, to the Investor Education and Protection Fund by the Holding Company and its subsidiaries, incorporated in India during the year ended March 31, 2021.

For **S R B C & CO LLP**

Chartered Accountants

**ICAI Firm Registration Number:** 324982E/E300003

per **Anil Jobanputra**

Partner

**Membership Number:** 110759

**UDIN:** 21110759AAAACJ8894

**Place of Signature:** Mumbai

**Date:** May 18, 2021



## INDEPENDENT AUDITOR'S REPORT (Contd.)

### ANNEXURE TO THE INDEPENDENT AUDITOR'S REPORT OF EVEN DATE ON THE CONSOLIDATED FINANCIAL STATEMENTS OF ASTRAL LIMITED (FORMERLY KNOWN AS ASTRAL POLY TECHNIK LIMITED)

#### REPORT ON THE INTERNAL FINANCIAL CONTROLS UNDER CLAUSE (I) OF SUB-SECTION 3 OF SECTION 143 OF THE COMPANIES ACT, 2013 ("THE ACT")

In conjunction with our audit of the consolidated financial statements of Astral Limited (Formerly known as Astral Poly Technik Limited) (hereinafter referred to as the "Holding Company") as of and for the year ended March 31, 2021, we have audited the internal financial controls with reference to consolidated financial statements of the Holding Company and its subsidiaries (the Holding Company and its subsidiaries together referred to as "the Group"), which are companies incorporated in India, as of that date.

#### MANAGEMENT'S RESPONSIBILITY FOR INTERNAL FINANCIAL CONTROLS

The respective Board of Directors of the companies included in the Group, which are companies incorporated in India, are responsible for establishing and maintaining internal financial controls based on the internal control over financial reporting criteria established by the Holding Company considering the essential components of internal control stated in the Guidance Note on Audit of Internal Financial Controls Over Financial Reporting issued by the Institute of Chartered Accountants of India (ICAI). These responsibilities include the design, implementation and maintenance of adequate internal financial controls that were operating effectively for ensuring the orderly and efficient conduct of its business, including adherence to the respective company's policies, the safeguarding of its assets, the prevention and detection of frauds and errors, the accuracy and completeness of the accounting records, and the timely preparation of reliable financial information, as required under the Companies Act, 2013.

#### AUDITOR'S RESPONSIBILITY

Our responsibility is to express an opinion on the Holding Company's internal financial controls with reference to consolidated financial statements based on our audit. We conducted our audit in accordance with the Guidance Note on Audit of Internal Financial Controls Over Financial Reporting (the "Guidance Note") and the Standards on Auditing, specified under section 143(10) of the Act, to the extent applicable to an audit of internal financial controls, both, issued by ICAI. Those Standards and the Guidance Note require that we comply with ethical requirements and plan and perform the audit to obtain reasonable assurance about whether adequate internal financial controls with reference to consolidated financial statements was established and maintained and if such controls operated effectively in all material respects.

Our audit involves performing procedures to obtain audit evidence about the adequacy of the internal financial controls with reference to consolidated financial statements and their operating effectiveness. Our audit of internal

financial controls with reference to consolidated financial statements included obtaining an understanding of internal financial controls with reference to consolidated financial statements, assessing the risk that a material weakness exists, and testing and evaluating the design and operating effectiveness of internal control based on the assessed risk. The procedures selected depend on the auditor's judgement, including the assessment of the risks of material misstatement of the financial statements, whether due to fraud or error.

We believe that the audit evidence we have obtained and the audit evidence obtained by the other auditors in terms of their reports referred to in the Other Matters paragraph below, is sufficient and appropriate to provide a basis for our audit opinion on the internal financial controls with reference to consolidated financial statements.

#### MEANING OF INTERNAL FINANCIAL CONTROLS WITH REFERENCE TO CONSOLIDATED FINANCIAL STATEMENTS

A company's internal financial control with reference to consolidated financial statements is a process designed to provide reasonable assurance regarding the reliability of financial reporting and the preparation of financial statements for external purposes in accordance with generally accepted accounting principles. A company's internal financial control with reference to consolidated financial statements includes those policies and procedures that (1) pertain to the maintenance of records that, in reasonable detail, accurately and fairly reflect the transactions and dispositions of the assets of the company; (2) provide reasonable assurance that transactions are recorded as necessary to permit preparation of financial statements in accordance with generally accepted accounting principles, and that receipts and expenditures of the company are being made only in accordance with authorisations of management and directors of the company; and (3) provide reasonable assurance regarding prevention or timely detection of unauthorised acquisition, use, or disposition of the company's assets that could have a material effect on the financial statements.

## INDEPENDENT AUDITOR'S REPORT (Contd.)

### INHERENT LIMITATIONS OF INTERNAL FINANCIAL CONTROLS WITH REFERENCE TO CONSOLIDATED FINANCIAL STATEMENTS

Because of the inherent limitations of internal financial controls with reference to consolidated financial statements, including the possibility of collusion or improper management override of controls, material misstatements due to error or fraud may occur and not be detected. Also, projections of any evaluation of the internal financial controls with reference to consolidated financial statements to future periods are subject to the risk that the internal financial controls with reference to consolidated financial statements may become inadequate because of changes in conditions, or that the degree of compliance with the policies or procedures may deteriorate.

### OPINION

In our opinion, the Group, which are companies incorporated in India, have, maintained in all material respects, adequate internal financial controls with reference to consolidated financial statements and such internal financial controls with reference to consolidated financial statements were operating effectively as at March 31, 2021, based on the internal control over financial reporting criteria established by the Holding Company considering the essential

components of internal control stated in the Guidance Note issued by the ICAI.

### OTHER MATTERS

Our report under Section 143(3)(i) of the Act on the adequacy and operating effectiveness of the internal financial controls with reference to consolidated financial statements of the Holding Company, in so far as it relates to these one subsidiary, which are companies incorporated in India, is based on the corresponding reports of the auditors of such subsidiary incorporated in India.

For **S R B C & CO LLP**

Chartered Accountants

**ICAI Firm Registration Number:** 324982E/E300003

per **ANIL JOBANPUTRA**

Partner

**Membership Number:** 110759

**UDIN:** 21110759AAAACJ8894

**Place of Signature:** Mumbai

# CONSOLIDATED BALANCE SHEET

AS AT MARCH 31, 2021

(₹ in Million)

Particulars	Notes	As at March 31, 2021	As at March 31, 2020
<b>ASSETS</b>			
<b>Non-current assets</b>			
(a) Property, plant and equipment	3 (A)	9,682	9,236
(b) Capital work-in-progress		566	444
(c) Goodwill	4	2,570	2,553
(d) Other Intangible assets	3 (B)	295	355
(e) Right Of Use Assets	3 (C)	598	405
(f) Financial assets			
(i) Investments	5	0	2
(ii) Loans	6	0	70
(iii) Other financial assets	7	79	54
(g) Deferred tax assets (Net)	8	1	1
(h) Other non-current assets	9	247	142
<b>Total non-current assets</b>		<b>14,038</b>	<b>13,262</b>
<b>Current assets</b>			
(a) Inventories	10	4,721	5,404
(b) Financial assets			
(i) Trade receivables	11	2,767	2,278
(ii) Cash and cash equivalents	12	707	139
(iii) Bank balances other than (ii) above	13	4,053	1,162
(iv) Loans	6	3	2
(v) Other financial assets	7	54	43
(c) Current tax assets (Net)	14	125	154
(d) Other current assets	9	260	448
<b>Total current assets</b>		<b>12,690</b>	<b>9,630</b>
<b>Total assets</b>		<b>26,728</b>	<b>22,892</b>
<b>EQUITY AND LIABILITIES</b>			
<b>Equity</b>			
(a) Equity share capital	15	201	151
(b) Other equity	16	18,757	14,878
Equity attributable to equity share holders of the Parent		18,958	15,029
Non-controlling Interests		212	168
<b>Total equity</b>		<b>19,170</b>	<b>15,197</b>
<b>Liabilities</b>			
<b>Non-current liabilities</b>			
(a) Financial liabilities			
(i) Borrowings	17	168	1,069
(ii) Lease liabilities	39	79	21
(b) Provisions	18	27	27
(c) Deferred tax liabilities (Net)	8	401	430
<b>Total non-current liabilities</b>		<b>675</b>	<b>1,547</b>
<b>Current liabilities</b>			
(a) Financial liabilities			
(i) Borrowings	17	229	201
(ii) Lease liabilities	39	56	33
(iii) Trade payables	19		
a total outstanding dues of micro enterprises and small enterprises		-	-
b total outstanding dues of creditors other than micro enterprises and small enterprises		5,172	4,754
(iv) Other financial liabilities	20	687	839
(b) Other current liabilities	21	584	256
(c) Provisions	18	42	39
(d) Current tax liabilities (Net)	22	113	26
<b>Total current liabilities</b>		<b>6,883</b>	<b>6,148</b>
<b>Total liabilities</b>		<b>7,558</b>	<b>7,695</b>
<b>Total equity and liabilities</b>		<b>26,728</b>	<b>22,892</b>

See accompanying notes to the consolidated financial statements

As per report of even date

For **S R B C & COLLP**

Chartered Accountants

ICAI Firm Registration No : 324982E/E300003

Per **Anil Jobanputra**

Partner

Membership No : 110759

For and on behalf of the Board of Directors of

**Astral Limited**

CIN : L25200GJ1996PLC029134

**Sandeep P. Engineer**

Managing Director  
DIN : 00067112

**Hiranand A. Savlani**

Chief Financial Officer

**Jagruti S. Engineer**

Whole Time Director  
DIN : 00067276

**Krunal D. Bhatt**

Company Secretary

Place : Mumbai  
Date : May 18, 2021

Place : Ahmedabad  
Date : May 18, 2021

# CONSOLIDATED STATEMENT OF PROFIT AND LOSS

## FOR THE YEAR ENDED MARCH 31, 2021

(₹ in Million, except as stated otherwise)

Particulars	Notes	Year ended March 31, 2021	Year ended March 31, 2020
<b>Income</b>			
Revenue from operations	23	31,763	25,779
Other income	24	251	121
<b>Total</b>		<b>32,014</b>	<b>25,900</b>
<b>Expenses</b>			
Cost of materials consumed	25	18,981	16,429
Purchase of traded goods	26	216	227
Changes in inventories of finished goods, work-in-progress and traded goods	27	492	(699)
Employee benefits expense	28	1,910	1,752
Finance costs	29	131	394
Depreciation and amortisation expense	30	1,165	1,079
Other expenses	31	3,719	3,641
<b>Total</b>		<b>26,614</b>	<b>22,823</b>
<b>Profit before share of loss of joint venture and tax</b>		<b>5,400</b>	<b>3,077</b>
Share of loss of joint venture		(70)	(16)
<b>Profit before tax</b>		<b>5,330</b>	<b>3,061</b>
<b>Tax expense</b>	32		
Current tax		1,366	705
Deferred tax		(118)	(140)
<b>Total tax expense</b>		<b>1,248</b>	<b>565</b>
<b>Profit for the year</b>		<b>4,082</b>	<b>2,496</b>
<b>Other comprehensive income</b>			
Items that will not be reclassified to profit or loss			
- Remeasurements gain/(loss) on defined benefit plans		(0)	(2)
Income Tax relating to items that will not be reclassified to profit or loss		0	0
Items that will be reclassified to profit or loss			
- Currency Translation (Loss)/Gain		28	5
Total other comprehensive income		28	3
<b>Total comprehensive income for the year</b>		<b>4,110</b>	<b>2,499</b>
<b>Profit Attributable to:-</b>			
Owners of the Parent		4,044	2,479
Non-controlling Interests		38	17
		<b>4,082</b>	<b>2,496</b>
<b>Other Comprehensive Income/(loss) attributable to:-</b>			
Owners of the Parent		22	2
Non-controlling Interests		6	1
		<b>28</b>	<b>3</b>
<b>Total Comprehensive Income attributable to:-</b>			
Owners of the Parent		4,066	2,481
Non-controlling Interests		44	18
		<b>4,110</b>	<b>2,499</b>
<b>Earnings per equity share (Face Value of ₹ 1/- each)</b>	33		
- Basic (in ₹)		20.13	12.34
- Diluted (in ₹)		20.13	12.34

See accompanying notes to the consolidated financial statements

As per report of even date

For **S R B C & CO LLP**

Chartered Accountants

ICAI Firm Registration No : 324982E/E300003

Per **Anil Jobanputra**

Partner

Membership No : 110759

For and on behalf of the Board of Directors of

**Astral Limited**

CIN : L25200GJ1996PLC029134

**Sandeep P. Engineer**

Managing Director

DIN : 00067112

**Hiranand A. Savlani**

Chief Financial Officer

**Jagruti S. Engineer**

Whole Time Director

DIN : 00067276

**Krunal D. Bhatt**

Company Secretary

Place : Mumbai

Date : May 18, 2021

Place : Ahmedabad

Date : May 18, 2021

## CONSOLIDATED STATEMENT OF CASH FLOWS

FOR THE YEAR ENDED MARCH 31, 2021

(₹ in Million)

Sr No.	Particulars	Year ended March 31, 2021	Year ended March 31, 2020
<b>A</b>	<b>Cash flows from operating activities</b>		
	<b>Profit before tax</b>	<b>5,330</b>	<b>3,061</b>
	<b>Adjustments for :</b>		
	Depreciation and amortisation expense	1,165	1,079
	Finance costs	131	394
	Interest income	(38)	(76)
	Unrealised foreign exchange fluctuations	9	189
	Gain on sale of Current Investments	(46)	(18)
	(Profit)/Loss on sale of Property, Plant and Equipment (Net)	1	8
	Share Based payment expense	13	11
	Allowance for expected credit loss	26	11
	Bad-debts written off	4	13
	Credit balances written back	(4)	(7)
	Share of loss of joint venture	70	16
	<b>Operating profit before Working Capital Changes</b>	<b>6,661</b>	<b>4,681</b>
	<b>Changes in working capital :</b>		
	(Increase)/Decrease in Inventories	683	(1,434)
	(Increase)/Decrease in Trade receivables, financial assets and other assets	(344)	996
	Increase/(Decrease) in Trade Payables, financial liabilities other liabilities and provisions	803	626
	<b>Cash generated from operations</b>	<b>7,803</b>	<b>4,869</b>
	Income taxes paid (net of refunds)	(1,162)	(815)
	<b>Net cash generated from operating activities [A]</b>	<b>6,641</b>	<b>4,054</b>
<b>B</b>	<b>Cash flows from investing activities</b>		
	Payment for purchase of property, plant and equipment and intangible assets (including capital advances and capital creditors)	(1,717)	(2,182)
	Proceeds from Sale of property, plant and equipment	6	49
	(Increase)/Decrease in other balances with banks	(2,891)	(1,073)
	Interest Received	32	11
	Sale and purchase of Current Investments (Net)	46	18
	Proceeds from Investment	2	-
	Purchase of Long term investments in Joint Venture/Others	(19)	-
	<b>Net Cash flow used in Investing Activities [B]</b>	<b>(4,541)</b>	<b>(3,177)</b>

# CONSOLIDATED STATEMENT OF CASH FLOWS

## FOR THE YEAR ENDED MARCH 31, 2021

(₹ in Million)

Sr No.	Particulars	Year ended March 31, 2021	Year ended March 31, 2020
<b>C</b>	<b>Cash flow from Financing Activities</b>		
	Dividend paid (including tax on dividend for previous year)	(151)	(240)
	Proceeds from issue of Equity Shares	1	-
	Finance Cost paid	(140)	(409)
	Proceeds from Long Term Borrowings	17	213
	Repayment of Long Term Borrowings	(1,233)	(1,046)
	Payment of lease liabilities	(54)	(45)
	Proceeds / (Repayment) from Short Term Borrowings	28	(103)
	<b>Net Cash flow used in Financing Activities [C]</b>	<b>(1,532)</b>	<b>(1,630)</b>
	<b>NET INCREASE/(DECREASE) IN CASH AND CASH EQUIVALENTS [A+B+C]</b>	<b>568</b>	<b>(753)</b>
	<b>Cash and cash equivalents at the beginning of the year (Note 12)</b>	<b>139</b>	<b>892</b>
	Effect of exchange differences on restatement of foreign currency cash and cash equivalents	0	0
	<b>Cash and Cash Equivalents at the end of the year (Note 12)</b>	<b>707</b>	<b>139</b>
<b>Note:</b>	The above Cash Flow Statement has been prepared as per 'Indirect Method' as set out in Ind AS 7 on Consolidated Statement of Cash Flows.		

### Changes in liabilities arising from financing activities

(₹ in Million)

Particulars	Non-current borrowings*	Current borrowings	Total
<b>Balance as at April 1, 2019</b>	2,449	304	2,753
Cash flows	(833)	(103)	(936)
Foreign exchange adjustments	39	-	39
<b>Balance as at March 31, 2020</b>	<b>1,655</b>	<b>201</b>	<b>1,856</b>
Cash flows	(1,216)	28	(1,188)
Foreign exchange adjustments	(1)	-	(1)
<b>Balance as at March 31, 2021</b>	<b>438</b>	<b>229</b>	<b>667</b>

\* Non-current borrowings including current maturities classified in Other Financial liabilities.

See accompanying notes to the consolidated financial statements

#### As per report of even date

**For SRBC & CO LLP**

Chartered Accountants

ICAI Firm Registration No : 324982E/E300003

**Per Anil Jobanputra**

Partner

Membership No : 110759

**For and on behalf of the Board of Directors of**

**Astral Limited**

CIN : L25200GJ1996PLC029134

**Sandeep P. Engineer**

Managing Director

DIN : 00067112

**Hiranand A. Savlani**

Chief Financial Officer

**Jagruti S. Engineer**

Whole Time Director

DIN : 00067276

**Krunal D. Bhatt**

Company Secretary

Place : Mumbai

Date : May 18, 2021

Place : Ahmedabad

Date : May 18, 2021

# CONSOLIDATED STATEMENT OF CHANGES IN EQUITY

## FOR THE YEAR ENDED MARCH 31, 2021

### A EQUITY SHARE CAPITAL (NOTE 15)

Particulars	Amount
Balance as at April 1, 2019	120
Add: movement during the year (Note 16 (c) & (d))	31
Balance as at March 31, 2020	151
Add: movement during the year (Note 15 (e) & Note 16 (b))	50
Balance as at March 31, 2021	201

### B OTHER EQUITY (NOTE 16)

Particulars	Attributable to the equity holders of the parent							Total	Non-controlling Interests	Total Other Equity
	Securities premium	General reserve	Capital reserve	Revaluation reserve	Foreign Currency translation reserve	Retained earnings	Stock options outstanding account			
Balance as at April 1, 2019	3,361	260	4	12	(17)	8,314	-	723	150	12,807
Profit for the year	-	-	-	-	-	2,479	-	-	17	2,496
Other comprehensive income for the year, net of tax	-	-	-	-	4	(2)	-	-	1	3
<b>Total comprehensive income for the year</b>	<b>3,361</b>	<b>260</b>	<b>4</b>	<b>12</b>	<b>(13)</b>	<b>10,791</b>	<b>-</b>	<b>723</b>	<b>168</b>	<b>15,306</b>
Consequent to business combination (Note 16 (d))	722	-	-	-	-	-	-	(723)	(1)	(1)
Issue of Bonus shares (Note 16 (c))	(30)	-	-	-	-	-	-	-	-	(30)
Recognition of share-based payments	-	-	-	-	-	-	11	-	-	11
Payment of dividends (Including tax on dividend)	-	-	-	-	-	(240)	-	-	-	(240)

# CONSOLIDATED STATEMENT OF CHANGES IN EQUITY

## FOR THE YEAR ENDED MARCH 31, 2021

Particulars	Attributable to the equity holders of the parent							Total	Non-controlling Interests	Total Other Equity	
	Securities premium	General reserve	Capital reserve	Revaluation reserve	Foreign Currency translation reserve	Retained earnings	Stock options outstanding account				Shares pending allotment (Note 16 (d))
<b>Balance as at March 31, 2020</b>	<b>4,053</b>	<b>260</b>	<b>4</b>	<b>12</b>	<b>(13)</b>	<b>10,551</b>	<b>11</b>	<b>-</b>	<b>14,878</b>	<b>168</b>	<b>15,046</b>
Profit for the year	-	-	-	-	-	4,044	-	-	4,044	38	4,082
Other comprehensive income for the year, net of tax	-	-	-	-	22	(0)	-	-	22	6	28
<b>Total comprehensive income for the year</b>	<b>4,053</b>	<b>260</b>	<b>4</b>	<b>12</b>	<b>9</b>	<b>14,595</b>	<b>11</b>	<b>-</b>	<b>18,944</b>	<b>212</b>	<b>19,156</b>
Premium on shares issued under Employee Stock option scheme 'ESOP 2015' (Note 15 (e))	20	-	-	-	-	-	-	-	20	-	20
Issue of Bonus shares (Note 16 (b))	(50)	-	-	-	-	-	-	-	(50)	-	(50)
Exercise of stock options	-	-	-	-	-	-	(19)	-	(19)	-	(19)
Recognition of share-based payments	-	-	-	-	-	-	13	-	13	-	13
Payment of dividends	-	-	-	-	-	(151)	-	-	(151)	-	(151)
<b>Balance as at March 31, 2021</b>	<b>4,023</b>	<b>260</b>	<b>4</b>	<b>12</b>	<b>9</b>	<b>14,444</b>	<b>5</b>	<b>-</b>	<b>18,757</b>	<b>212</b>	<b>18,969</b>

See accompanying notes to the consolidated financial statements

As per report of even date

For **S R B C & CO LLP**  
Chartered Accountants

ICAI Firm Registration No : 324982E/E3000003

For and on behalf of the Board of Directors of  
**Astral Limited**

CIN : L25200GJ1996PLC029134

Per **Anil Jobanputra**

Partner  
Membership No : 110759

**Sandeep P. Engineer**

Managing Director  
DIN : 00067112

**Jagruti S. Engineer**

Whole Time Director  
DIN : 00067276

**Hiranand A. Savlani**

Chief Financial Officer

**Krunal D. Bhatt**

Company Secretary

Place : Mumbai

Date : May 18, 2021

Place : Ahmedabad

Date : May 18, 2021



## NOTES FORMING PART OF THE CONSOLIDATED FINANCIAL STATEMENTS FOR THE YEAR ENDED MARCH 31, 2021

### 1. GROUP'S BACKGROUND:

The consolidated financial statements comprise financial statements of Astral Limited (formerly known as Astral Poly Technik Limited) ("the Parent" or "the Company") and its subsidiaries (collectively, the Group) for the year ended March 31, 2021.

The Parent is a public company domiciled in India and is incorporated under the provision of Companies Act applicable in India. Its shares are listed in two recognized stock exchange in India, Bombay Stock Exchange and National Stock Exchange. The Company was established in 1996, with the aim to manufacture pro-India plumbing and drainage systems in the country. Astral Limited is equipped with production facilities at Santej & Dholka (Gujarat), Ghiloth (Rajasthan), Sangli & Aurangabad (Maharashtra), Sitarganj (Uttarakhand) and Hosur (Tamil Nadu) to manufacture Plumbing systems, Drainage systems, Agriculture, Industrial, Electrical Conduit Pipes and water tanks with all kinds of necessary fittings. With effect from April 12, 2021, the Company has changed its name from Astral Poly Technik Limited to Astral Limited.

The Consolidated financial statements were approved for issue by the board of directors on May 18, 2021.

### 2. SIGNIFICANT ACCOUNTING POLICIES:

#### a) Basis of Preparation of Consolidated Financial Statements

The Consolidated financial statements have been prepared in accordance with Ind AS notified under the Companies (Indian Accounting Standards) Rules, 2015, and relevant amendment rules issued thereafter read with Section 133 of the Companies Act, 2013, as amended and presentation requirements of Division II of Schedule III to the Companies Act, 2013, (Ind AS compliant Schedule III). All accounting policies are consistently applied except as given below:

These consolidated financial statements are prepared under the accrual basis and historical cost measurement, except for certain financial instruments (refer accounting policy on financial instruments), which are measured at fair values. The consolidated financial statements provide comparative information in respect of the previous period. The consolidated financial statements are presented in Indian National Rupee (₹) which is the functional currency of the Holding Company, and all values are rounded to the nearest million, except where otherwise indicated. All amounts individually less than ₹ 0.5 million have been reported as "0".

#### b) Fair value:

Fair value is the price that would be received to sell an asset or paid to transfer a liability in an orderly transaction between market participants at the measurement date, regardless of whether that price is directly observable or estimated using another valuation technique.

The fair value measurement is based on the presumption that the transaction to sell the asset or transfer the liability takes place either.

- In the principal market for the asset or liabilities or
- In the absence of a principal market in the most advantageous market for the asset and liabilities.

In estimating the fair value of an asset or liability, the Group takes into account the characteristics of the asset or liability if market participants would take those characteristic into account when pricing the asset or liability at the measurement date. Fair value for measurement and/or disclosure purposes in these Consolidated financial statements is determined on such a basis, except for share based payment transaction that are within the scope of Ind AS 102 Share-based Payment, leasing transactions that are within the scope of Ind AS 116 Leases, and measurements that have some similarities to fair value but are not fair valued such as net realizable value in Ind AS 2 or value in use in Ind AS 36 Impairment of assets.

All assets and liabilities for which fair value is measured or disclosed in the Consolidated financial statements are categorized within the fair value hierarchy, described as follows, based on the lowest level input that is significant to the fair value measurement as a whole:

- 1) Level 1 – Quoted (unadjusted) market prices in active markets for identical assets or Liabilities.
- 2) Level 2 – Valuation techniques for which the lowest level input that is significant to the fair value measurement is directly or indirectly observable.
- 3) Level 3 – Valuation techniques for which the lowest level input that is significant to the fair value measurement is unobservable.

#### c) Basis of Consolidation

The consolidated financial statements incorporate the financial statements of the Company and its subsidiaries, being the entities controlled by the Company. Control is achieved when the Company:

- has power over the investee;
- is exposed, or has rights, to variable returns from its involvement with the investee; and

## NOTES FORMING PART OF THE CONSOLIDATED FINANCIAL STATEMENTS FOR THE YEAR ENDED MARCH 31, 2021 (Contd.)

- has the ability to use its power to affect its returns.

The Company considers all relevant facts and circumstances in assessing whether or not the Company's voting rights in an investee are sufficient to give it power, including:

- The contractual arrangement with the other vote holders of the investee;
- the size of the Company's holding of voting rights relative to the size and dispersion of holdings of the other vote holders;
- potential voting rights held by the Company, other vote holders or other parties;
- rights arising from other contractual arrangements; and

The Group re-assesses whether or not it controls an investee if facts and circumstances indicate that there are changes to one or more of the three elements of control. Consolidation of a subsidiary begins when the Group obtains control over the subsidiary and ceases when the Group loses control of the subsidiary. Assets, liabilities, income and expenses of a subsidiary acquired or disposed of during the year are included in the consolidated financial statements from the date the Group gains control until the date the Group ceases to control the subsidiary.

Consolidated financial statements are prepared using uniform accounting policies for like transactions and other events in similar circumstances. If a member of the Group uses accounting policies other than those adopted in the consolidated financial statements for like transactions and events in similar circumstances, appropriate adjustments are made to that Group member's financial statements in preparing the consolidated financial statements to ensure conformity with the Group's accounting policies.

The financial statements of all entities used for the purpose of consolidation are drawn up to same reporting date as that of the parent company, i.e., year ended on 31 March.

### Consolidation procedure:

- Combine like items of assets, liabilities, equity, income, expenses and cash flows of the parent with those of its subsidiaries. For this purpose, income and expenses of the subsidiary are based on the amounts of the assets and liabilities recognised in the consolidated financial statements at the acquisition date.
- Eliminate the carrying amount of the parent's investment in each subsidiary and the parent's portion of equity of each subsidiary. Business combinations policy explains how to account for any related goodwill.
- Eliminate in full intragroup assets and liabilities, equity, income, expenses and cash flows relating to transactions

between entities of the group (profits or losses resulting from intragroup transactions that are recognised in assets, such as inventory and fixed assets), are eliminated in full. Ind AS 12 Income Taxes applies to temporary differences that arise from the elimination of profits and losses resulting from intragroup transactions.

Profit or loss and each component of other comprehensive income (OCI) are attributed to the equity holders of the parent of the Group and to the non-controlling interests, even if this results in the non-controlling interests having a deficit balance. When necessary, adjustments are made to the financial statements of subsidiaries to bring their accounting policies into line with the Group's accounting policies.

### d) Business combinations and goodwill

Business combinations are accounted for using the acquisition method. The cost of an acquisition is measured as the aggregate of the consideration transferred measured at acquisition date fair value and the amount of any non-controlling interests in the acquiree. For each business combination, the Group elects whether to measure the non-controlling interests in the acquiree at fair value or at the proportionate share of the acquiree's identifiable net assets. Acquisition-related costs are expensed as incurred.

At the acquisition date, the identifiable assets acquired, and the liabilities assumed are recognised at their acquisition date fair values. For this purpose, the liabilities assumed include contingent liabilities representing present obligation and they are measured at their acquisition fair values irrespective of the fact that outflow of resources embodying economic benefits is not probable. However, the following assets and liabilities acquired in a business combination are measured at the basis indicated below:

- Deferred tax assets or liabilities, and the liabilities or assets related to employee benefit arrangements are recognised and measured in accordance with Ind AS 12 Income Tax and Ind AS 19 Employee Benefits respectively.
- Potential tax effects of temporary differences and carry forwards of an acquiree that exist at the acquisition date or arise as a result of the acquisition are accounted in accordance with Ind AS 12.

If the business combination is achieved in stages, any previously held equity interest is re-measured at its acquisition date fair value and any resulting gain or loss is recognised in profit or loss or OCI, as appropriate.

Goodwill is initially measured at cost, being the excess of the aggregate of the consideration transferred and the amount recognised for non-controlling interests, and any previous interest held, over the net identifiable assets acquired and liabilities assumed.

## NOTES FORMING PART OF THE CONSOLIDATED FINANCIAL STATEMENTS FOR THE YEAR ENDED MARCH 31, 2021 (Contd.)

After initial recognition, goodwill is measured at cost less any accumulated impairment losses. For the purpose of impairment testing, goodwill acquired in a business combination is, from the acquisition date, allocated to each of the Group's cash-generating units that are expected to benefit from the combination, irrespective of whether other assets or liabilities of the acquiree are assigned to those units.

A cash generating unit to which goodwill has been allocated is tested for impairment annually, or more frequently when there is an indication that the unit may be impaired. If the recoverable amount of the cash generating unit is less than its carrying amount, the impairment loss is allocated first to reduce the carrying amount of any goodwill allocated to the unit and then to the other assets of the unit pro rata based on the carrying amount of each asset in the unit. Any impairment loss for goodwill is recognised in profit or loss. An impairment loss recognised for goodwill is not reversed in subsequent periods unless (a) the impairment loss was caused by a specific external event of an exceptional nature that is not expected to recur; and (b) subsequent external events have occurred that reverse the effect of that event.

If the initial accounting for a business combination is incomplete by the end of the reporting period in which the combination occurs, the Group reports provisional amounts for the items for which the accounting is incomplete. Those provisional amounts are adjusted through goodwill during the measurement period, or additional assets or liabilities are recognised, to reflect new information obtained about facts and circumstances that existed at the acquisition date that, if known, would have affected the amounts recognized at that date. These adjustments are called as measurement period adjustments. The measurement period does not exceed one year from the acquisition date.

### e) Investment in Joint Venture

A joint venture is a joint arrangement whereby the parties that have joint control of the arrangement have rights to the net assets of the joint arrangement. Joint control is the contractually agreed sharing of control of an arrangement, which exists only when decision about the relevant activities require unanimous consent of the parties sharing control.

The results and assets and liabilities of joint venture are incorporated in these consolidated financial statements using the equity method of accounting. Under equity method, an investment in a joint venture is initially recognised in the consolidated balance sheet at cost and adjusted thereafter to recognise the Group's share of the profit and loss and other comprehensive income of the joint venture. The carrying amount of the investment is

adjusted to recognise changes in the Group's share of net assets of the joint venture since the acquisition date. Goodwill relating to the joint venture is included in the carrying amount of the investment and is not tested for impairment separately. When the Group's share of losses of a joint venture exceeds the Group's interest in that joint venture (which includes any long term interest that, in substance, form part of Group's net investment in the joint venture), the Group discontinues recognizing its share of further losses. Additional losses are recognised only to the extent that the Group has incurred legal or constructive obligations or made payments on behalf of the joint venture.

After application of the equity method, the Group determines whether it is necessary to recognise an impairment loss on its investment in its joint venture. At each reporting date, the Group determines whether there is objective evidence that the investment in the joint venture is impaired. If there is such evidence, the Group calculates the amount of impairment as the difference between the recoverable amount of the associate or joint venture and its carrying value, and then recognises the loss within 'Share of profit of a joint venture' in the statement of profit or loss. Any reversal of the impairment loss is recognised in accordance with Ind AS 36 to the extent that the recoverable amount of the investment subsequently increases.

When a Group entity transacts with a joint venture of the Group, profit and losses resulting from the transaction with the joint venture are recognised in the Group's consolidated financial statements only to the extent of interest in joint venture that are not related to the Group.

When necessary, adjustments are made to bring the accounting policies in line with those of the Group. The financial statements of the joint venture used in applying the equity method are prepared as of a date different from that used by the entity, adjustments are made for the effects of significant transactions or events that occur between that date and the date of the entity's financial statements. The difference between the end of the reporting period of the joint venture and that of the Company is of three months. The length of the reporting periods and difference between the ends of the reporting periods are same from period to period.

### f) Inventories

Inventories are stated at lower of cost and net realizable value after providing for obsolescence and other losses, where considered necessary. Cost includes cost of purchase and other expenses incurred in bringing the inventories to their present location and condition. Raw materials, Stock in Trade, Stores, Spares and Packing materials are valued on weighted average costs. Work-

## NOTES FORMING PART OF THE CONSOLIDATED FINANCIAL STATEMENTS FOR THE YEAR ENDED MARCH 31, 2021 (Contd.)

in-progress and finished goods include appropriate proportion of overheads.

Net realizable value represents the estimated selling price for inventories less all estimated costs of completion and costs necessary to make the sale.

### g) Cash and cash equivalents

Cash and Cash equivalents consists of cash in hand & at bank and all highly liquid financial instruments, which are readily convertible into known amounts of cash that are subject to an insignificant risk of change in value and having original maturities of three months or less from the date of purchase.

### h) Revenue from contract with customer

Revenue from contracts with customers is recognised when control of the goods or services are transferred to the customer at an amount that reflects the consideration to which the Group expects to be entitled in exchange for those goods or services.

#### Sale of goods

Revenue from sale of goods is recognised at the point in time when control of the asset is transferred to the customer. In determining the transaction price for the sale of goods, the Group considers the effects of variable consideration, if any.

#### Variable consideration

If the consideration in a contract includes a variable amount, the Group estimates the amount of consideration to which it will be entitled in exchange for transferring the goods to the customer. The variable consideration is estimated at contract inception and constrained until it is highly probable that a significant revenue reversal in the amount of cumulative revenue recognised will not occur when the associated uncertainty with the variable consideration is subsequently resolved.

#### Trade receivables (Contract balances)

A receivable represents the Group's right to an amount of consideration that is unconditional (i.e., only the passage of time is required before payment of the consideration is due).

#### Interest Income

Interest income from financial assets is recognised when it is probable that the economic benefit will flow to the Group and the amount of income can be measured reliably. Interest income is recorded using the effective

interest rate (EIR). Interest income is accrued on a time basis, by reference to the principal outstanding and the interest rate applicable, which is the rate that exactly discounts estimated future cash receipts through the expected life of the financial asset to that asset's net carrying amount on initial recognition.

### i) Property, plant and equipment

Property, Plant and Equipment are stated at actual cost less accumulated depreciation and impairment losses, if any. The actual cost capitalised includes material cost, freight, installation cost, duties and taxes and other incidental expenses incurred during the construction / installation stage.

Properties in the course of construction for production, supply or administration purposes are carried at cost, less any recognised impairment loss. All the direct expenditure related to implementation including incidental expenditure incurred during the period of implementation of a project, till it is commissioned, is accounted as Capital work in progress (CWIP) and such properties are classified to the appropriate categories of property, plant and equipment when completed and ready for intended use.

An item of property, plant and equipment is derecognised upon disposal or when no future economic benefits are expected to arise from the continued use of the asset. Any gain or loss arising on the disposal or retirement of an item of property, plant and equipment is determined as the difference between the sales proceeds and the carrying amount of the asset and is recognised in the consolidated statement of profit and loss.

#### Depreciation

Depreciable amount for assets is the cost of an asset, or other amount substituted for cost, less its estimated residual value. Depreciation on Property, Plant and Equipment are charged based on straight line method on an estimated useful life as prescribed in Schedule II to the Companies Act, 2013.

The estimated useful lives and residual values of the property, plant and equipment are reviewed at the end of each reporting period, with the effect of any changes in estimate accounted for on a prospective basis.

Depreciation on items of property, plant and equipment acquired / disposed off during the year is provided on pro-rata basis with reference to the date of addition / disposal.

### j) Intangible assets

#### Intangible assets acquired separately

Intangible assets with finite useful lives that are

**NOTES FORMING PART OF THE CONSOLIDATED FINANCIAL STATEMENTS FOR THE YEAR ENDED MARCH 31, 2021 (Contd.)**

acquired separately are carried at cost less accumulated amortisation and accumulated impairment losses, if any. Amortisation is recognised on a straight-line basis over their estimated useful lives. The estimated useful life is reviewed at the end of each reporting period, with the effect of any changes in estimate being accounted for on a prospective basis.

**Derecognition of intangible assets**

An intangible asset is derecognised on disposal, or when no future economic benefits are expected from use or disposal. Gains or losses arising from derecognition of an intangible asset, measured as the difference between the net disposal proceeds and the carrying amount of the asset, are recognised in the consolidated statement of profit and loss when the asset is de-recognised.

**Useful lives of intangible assets**

Intangible assets are amortised over their estimated useful life on a straight-line basis over a period of 5 years except assets like Brand which is amortised over 7 years since in the opinion of the management the benefits will be available for that period.

**k) Leases**

The group assesses at contract inception whether a contract is, or contains, a lease. That is, if the contract conveys the right to control the use of an identified asset for a period of time in exchange for consideration.

**Group as a lessee**

The group applies a single recognition and measurement approach for all leases, except for short-term leases and leases of low-value assets. The Group recognises lease liabilities to make lease payments and right-of-use assets representing the right to use the underlying assets.

**A. Right-of-use assets**

The group recognises right-of-use assets at the commencement date of the lease (i.e., the date the underlying asset is available for use). Right-of-use assets are measured at cost, less any accumulated depreciation and impairment losses, and adjusted for any remeasurement of lease liabilities. The cost of right-of-use assets includes the amount of lease liabilities recognised, initial direct costs incurred, and lease payments made at or before the commencement date less any lease incentives received. Right-of-use assets are depreciated on a straight-line basis over the shorter of the lease term and the estimated useful lives of the assets.

**B. Lease liabilities**

At the commencement date of the lease, the group recognises lease liabilities measured at the present value of lease payments to be made over the lease term. The lease payments include fixed payments (including in-substance fixed payments) less any lease incentives receivable, variable lease payments that depend on an index or a rate, and amounts expected to be paid under residual value guarantees. Variable lease payments that do not depend on an index or a rate are recognised as expenses (unless they are incurred to produce inventories) in the period in which the event or condition that triggers the payment occurs.

In calculating the present value of lease payments, the Group uses its incremental borrowing rate at the lease commencement date because the interest rate implicit in the lease is not readily determinable. After the commencement date, the amount of lease liabilities is increased to reflect the accretion of interest and reduced for the lease payments made. In addition, the carrying amount of lease liabilities is remeasured if there is a modification, a change in the lease term, a change in the lease payments (e.g., changes to future payments resulting from a change in an index or rate used to determine such lease payments) or a change in the assessment of an option to purchase the underlying asset.

**C. Short-term leases and leases of low-value assets**

The group applies the short-term lease recognition exemption to its short-term leases (i.e., those leases that have a lease term of 12 months or less from the commencement date and do not contain a purchase option). It also applies the lease of low-value assets recognition exemption to leases that are considered to be low value. Lease payments on short-term leases and leases of low value assets are recognised as expense on a straight-line basis over the lease term.

**Group as a lessor**

Leases in which the company does not transfer substantially all the risks and rewards incidental to ownership of an asset are classified as operating leases. Rental income arising is accounted for on a straight-line basis over the lease terms and is included in revenue in the statement of profit or loss due to its operating nature. Initial direct costs incurred in negotiating and arranging an operating lease are added to the carrying amount of the leased asset and recognised over the lease term on the same basis as rental income. Contingent rents are recognised as revenue in the period in which they are earned.

## NOTES FORMING PART OF THE CONSOLIDATED FINANCIAL STATEMENTS FOR THE YEAR ENDED MARCH 31, 2021 (Contd.)

### l) Government grants

Government grants are recognised where there is reasonable assurance that the grant will be received, and all attached conditions will be complied with. When the grant relates to an expense item, it is recognised as income on a systematic basis over the periods that the related costs, for which it is intended to compensate, are expensed. When the grant relates to an asset, it is reduced from the carrying amount of the asset.

### m) Foreign Currencies

In preparing the consolidated financial statements of the Group, the transactions in currencies other than the entity's functional currency (INR) are recognised at the rates of exchange prevailing at the dates of the transactions. At the end of each reporting period, monetary items denominated in foreign currencies are retranslated at the rate prevailing at that date. Non-monetary items carried at fair value that are denominated in foreign currencies are translated at the rates prevailing at the date when fair value was determined. Non-monetary items that are measured in terms of historical cost in a foreign currency are not retranslated.

Exchange differences arising on monetary items are recognised in the consolidated statement of profit and loss in the period in which they arise.

#### Translation of Financial Statements of foreign entities

On Consolidation, the assets and liabilities of foreign operations are translated into INR at the rate of exchange prevailing at the reporting date and their statements of Profit and Loss are translated at the average exchange rates for the period. The exchange differences arising on translation for consolidation are recognised in OCI. On disposal of foreign operation, the component of OCI relating to that particular operation is recognised in the Consolidated Statement of Profit and Loss.

### n) Employee Benefits

Employee benefits include provident fund, employee state insurance scheme, gratuity fund and compensated absences.

#### Defined Contribution Plan:

The Group's contribution to Provident Fund is considered as defined contribution plans and is charged as an expense based on the amount of contribution required to be made and when services are rendered by the employees. The Parent Company and its Indian Subsidiaries operate defined contribution plans pertaining to ESIC and Provident fund scheme for eligible employees.

#### Defined benefit plans:

The Parent company and its Indian Subsidiaries operate a gratuity scheme for employees. The cost of providing benefits is determined using the Projected Unit Credit method, with actuarial valuations being carried out at each balance sheet date. Remeasurement, comprising actuarial gains and losses, the effect of the changes to the return on plan assets (excluding net interest), is reflected immediately in the balance sheet with a charge or credit recognised in other comprehensive income in the period in which they occur. Remeasurement recognised in other comprehensive income is reflected immediately in retained earnings and is not reclassified to in the consolidated statement of profit and loss. Net interest is calculated by applying the discount rate to the net defined benefit liability or asset.

The Group recognises the following changes in the net defined benefit obligation as an expense in the consolidated statement of profit and loss:

- 1) Service costs comprising current service costs, gains and losses on curtailments and settlements; and
- 2) Net interest expense or income

The retirement benefit obligation recognised in the Consolidated Balance Sheet represents the present value of the defined benefit obligation as adjusted for unrecognised past service cost, as reduced by the fair value of scheme assets. Any asset resulting from this calculation is limited to past service cost, plus the present value of available refunds and reductions in future contributions to the schemes.

#### Short-term employee benefits:

The undiscounted amount of short-term employee benefits expected to be paid in exchange for the services rendered by employees are recognised during the year when the employees render the service. These benefits include compensated absences which are expected to occur within twelve months after the end of the period in which the employee renders the related service.

#### Long-term employee benefits:

Compensated absences which are not expected to occur within twelve months after the end of the period in which the employee renders the related service are recognised as a liability at the present value of the estimated future cash outflows expected to be made by the Group in respect of services provided by employees up to the balance sheet date. The Group determines the liability for such accumulated leaves using the Projected Unit Credit Method with actuarial valuations being carried out at each Balance Sheet date.

**NOTES FORMING PART OF THE CONSOLIDATED FINANCIAL STATEMENTS FOR THE YEAR ENDED MARCH 31, 2021 (Contd.)****Share based payment:**

Employees of the Group receive remuneration in the form of share-based payments, whereby employees render services as consideration for equity instruments (equity-settled transactions). Equity settled share based payments to employees are measured at the fair value of the equity instruments at the grant date. The fair value determined at the grant date of the equity settled share based payments is expensed on a straight line basis over the vesting period, based on the Group's estimate of equity instruments that will eventually vest, with a corresponding increase in equity. The dilutive effect of outstanding options is reflected as additional share dilution in the computation of diluted earnings per share.

**o) Borrowing costs**

Borrowing cost includes interest, amortisation of ancillary costs incurred in connection with the arrangement of borrowings and exchange differences arising from foreign currency borrowings to the extent they are regarded as an adjustment to the interest cost.

Borrowing costs directly attributable to the acquisition, construction or production of qualifying assets, which are assets that necessarily takes a substantial period of time to get ready for their intended use or sale, are added to the cost of those assets, until such time as the assets are substantially ready for their intended use or sale.

Capitalization of borrowing cost is suspended and charged to statement of Profit and loss during the extended period when active development of the qualifying asset is interrupted.

All other borrowing costs are recognised in the consolidated statement of profit and loss in the period in which they are incurred.

**p) Earnings per share**

Basic earnings per share is computed by dividing the profit / (loss) for the year attributable to equity shareholders by the weighted average number of equity shares outstanding during the year. Diluted earnings per share is computed by dividing the profit / (loss) for the year attributable to equity shareholders by the weighted average number of equity shares considered for deriving basic earnings per share and the weighted average number of equity shares which could have been issued on the conversion of all dilutive potential equity shares.

Potential equity shares are deemed to be dilutive only if their conversion to equity shares would decrease the net profit per share from continuing ordinary operations. Potential dilutive equity shares are deemed to be converted as at the beginning of the period, unless they have been issued at a later date. The dilutive potential

equity shares are adjusted for the proceeds receivable had the shares been actually issued at fair value (i.e. average market value of the outstanding shares). Dilutive potential equity shares are determined independently for each period presented.

**q) Taxation****Current Tax**

The tax currently payable is based on taxable profit for the year. Current tax is measured at the amount expected to be paid to the tax authorities, based on estimated tax liability computed after taking credit for allowances and exemption in accordance with the local tax laws existing in the respective countries. The Group's current tax is calculated using tax rates that have been enacted or substantively enacted by the end of the reporting period.

Current income tax assets and liabilities are measured at the amount expected to be recovered from or paid to the taxation authorities.

**Deferred tax**

Deferred tax is recognised on temporary differences between the carrying amounts of assets and liabilities in the financial statements and the corresponding tax bases used in the computation of taxable profit. Deferred tax liabilities are generally recognised for all taxable temporary differences. Deferred tax assets are generally recognised for all deductible temporary differences to the extent that it is probable that taxable profits will be available against which those deductible temporary differences can be utilised. Such deferred tax assets and liabilities are not recognised if the temporary difference arises from the initial recognition of assets and liabilities in a transaction that affects neither the taxable profit nor the accounting profit.

The carrying amount of deferred tax assets is reviewed at the end of each reporting period and reduced to the extent that it is no longer probable that sufficient taxable profits will be available to allow all or part of the asset to be recovered.

Deferred tax liabilities and assets are measured at the tax rates that are expected to apply in the period in which the liability is settled or the asset realized, based on tax rates (and tax laws) that have been enacted or substantively enacted by the end of the reporting period.

The measurement of deferred tax liabilities and assets reflects the tax consequences that would follow from the manner in which the Group expects, at the end of the reporting period, to recover or settle the carrying amount of its assets and liabilities.

Deferred tax assets include Minimum Alternate Tax (MAT) credit paid in accordance with the tax laws in India, which

## NOTES FORMING PART OF THE CONSOLIDATED FINANCIAL STATEMENTS FOR THE YEAR ENDED MARCH 31, 2021 (Contd.)

is likely to give future economic benefits in the form of availability of set off against future income tax liability. Accordingly, MAT credit is recognised as deferred tax asset in the Consolidated Balance sheet when the asset can be measured reliably and it is probable that the future economic benefit associated with the asset will be realised.

The deferred tax assets (net) and deferred tax liabilities (net) are determined separately for the Parent and each subsidiary company as per their applicable laws and then aggregated.

MAT credit is recognised as an asset only when and to the extent there is convincing evidence that the respective Group Company will pay normal tax during the specified period. Such asset is reviewed at each Balance sheet date and the carrying amount of the MAT credit asset is written down to the extent there is no longer a convincing evidence to the effect that the company will pay normal tax during the specified period.

Current and deferred tax are recognised in the consolidated statement of profit and loss, except when they relate to items that are recognised in other comprehensive income or directly to equity, in which case, the current and deferred tax are also recognised in other comprehensive income or directly to equity, as the case may be.

The Group offsets current tax assets and current tax liabilities, where it has a legally enforceable right to set off the recognised amounts and where it intends either to settle on a net basis, or to realize the asset and settle the liability simultaneously. In case of deferred tax assets and deferred tax liabilities, the same are offset if the Group has a legally enforceable right to set off corresponding current tax assets against current tax liabilities and the deferred tax assets and deferred tax liabilities relate to income taxes levied by the same tax authority on the Group.

### r) Provisions, Contingent Liabilities and Contingent Assets and Commitments

Provisions are recognised when the Group has a present obligation (legal or constructive) as a result of a past event, it is probable that the Group will be required to settle the obligation, and a reliable estimate can be made of the amount of the obligation.

The amount recognised as a provision is the best estimate of the consideration required to settle the present obligation at the end of the reporting period, taking into account the risks and uncertainties surrounding the obligations. When a provision is measured using the cash flow estimated to settle the present obligation, its carrying amount is the present obligations of those cash flows (when the effect of the time value of money is material).

When some or all of the economic benefits required to settle a provision are expected to be recovered from a third party, a receivable is recognised as an asset if it is virtually certain that reimbursement will be received and the amount of the receivable can be measured reliably.

Contingent liabilities and Contingent assets are not recognised in the consolidated financial statements when an inflow/ outflow of economic benefits/ loss are not probable.

### s) Non-derivative Financial Instruments

Financial assets and financial liabilities are recognised when a Group becomes a party to the contractual provisions of the instruments. Financial assets and financial liabilities are initially measured at fair value. Transaction costs that are directly attributable to the acquisition or issue of financial assets and financial liabilities (other than financial assets and financial liabilities at fair value through profit or loss) are added to or deducted from the fair value measured on initial recognition of financial assets or financial liabilities, as appropriate, on initial recognition. Transaction costs directly attributable to the acquisition of financial assets or financial liabilities at fair value through profit or loss are recognised immediately in the consolidated statement of profit and loss.

#### Financial assets at amortised cost

Financial assets are subsequently measured at amortised cost if these financial assets are held within a business whose objective is to hold these assets in order to collect contractual cash flows and the contractual terms of the financial asset give rise on specified dates to cash flows that are solely payments of principal and interest on the principal amount outstanding.

#### Financial assets at fair value through profit or loss (FVTPL)

Financial assets are measured at fair value through profit and loss unless it is measured at amortised cost or at fair value through other comprehensive income on initial recognition. The transaction costs directly attributable to the acquisition of financial assets and liabilities at fair value through profit or loss are immediately recognised in consolidated statement of profit and loss.

#### Financial liabilities

Financial liabilities are measured at amortised cost using the effective interest method.



## NOTES FORMING PART OF THE CONSOLIDATED FINANCIAL STATEMENTS FOR THE YEAR ENDED MARCH 31, 2021 (Contd.)

### Equity instruments

An equity instrument is a contract that evidences residual interest in the assets of the Group after deducting all of its liabilities. Equity instruments recognised by the Group are measured at the proceeds received net off direct issue cost.

### Offsetting of financial instruments

Financial assets and financial liabilities are offset and the net amount is reported in financial statements if there is a currently enforceable legal right to offset the recognised amounts and there is an intention to settle on a net basis, to realize the assets and settle the liabilities simultaneously.

### t) Derivative financial instruments

The Group enters into a variety of derivative financial instruments to manage its exposure to interest rate and foreign exchange rate risks, including foreign exchange forward contracts/options and interest rate swaps.

The use of foreign currency forward contracts / options is governed by the Group's policies approved by the Board of Directors, which provide written principles on the use of such financial derivatives consistent with the Group's risk management strategy. The counter party to the Group's foreign currency forward contracts is generally a bank. The Group does not use derivative financial instruments for speculative purposes.

Derivatives are initially recognised at fair value at the date the derivative contracts are entered into and are subsequently remeasured to their fair value at the end of each reporting period. The resulting gain or loss is recognised in the consolidated statement of profit and loss immediately.

Profit or loss arising on cancellation or renewal of a forward exchange contract is recognised as income or as expense in the period in which such cancellation or renewal occurs.

### u) Impairment

#### Financial assets (other than at fair value)

The Group assesses at each Balance sheet whether a financial asset or a Group of financial assets is impaired. Ind AS 109 requires expected credit losses to be measured through a loss allowance. The Group recognises lifetime expected losses for all contract assets and/or all trade receivables that do not constitute a financing transaction. For all other financial assets, expected credit losses are measured at an amount equal to the 12 month expected credit losses or at an amount equal to the lifetime expected credit losses if the credit risk on the financial asset has increased significantly since initial recognition.

### Non-financial assets

Property, Plant and Equipment and intangible assets

At the end of each reporting period, the Group reviews the carrying amounts of its tangible and intangible assets to determine whether there is any indication that those assets have suffered an impairment loss. If any such indication exists, the recoverable amount of the asset is estimated in order to determine the extent of the impairment loss (if any). When it is not possible to estimate the recoverable amount of an individual asset, the Group estimates the recoverable amount of the cash generating unit to which the asset belongs. When a reasonable and consistent basis of allocation can be identified, corporate assets are also allocated to individual cash generating units, or otherwise they are allocated to the smallest Group of cash generating unit for which a reasonable and consistent allocation basis can be identified.

Recoverable amount is the higher of fair value less costs of disposal and value in use. In assessing value in use, the estimated future cash flows are discounted to their present value using a pre-tax discount rate that reflects current market assessments of the time value of money and the risks specific to the asset for which the estimates of future cash flows have not been adjusted.

If the recoverable amount of an asset (or cash generating unit) is estimated to be less than its carrying amount, the carrying amount of the asset (or cash generating unit) is reduced to its recoverable amount. An impairment loss is recognised immediately in the consolidated statement profit and loss.

When an impairment loss subsequently reverses, the carrying amount of the asset (or a cash generating unit) is increased to the revised estimate of its recoverable amount, but so that the increased carrying amount does not exceed the carrying amount that would have been determined had no impairment loss been recognised for the asset (or cash generating unit) in prior years. A reversal of an impairment loss is recognised immediately in the consolidated statement of profit and loss.

For the purpose of impairment testing, goodwill acquired in a business combination is, from the acquisition date, allocated to each of the Group's cash-generating units that are expected to benefit from the combination, irrespective of whether other assets or liabilities of the acquiree are assigned to those units.

### v) Current versus non-current classification

The Group presents assets and liabilities in the consolidated balance sheet based on current / non-current classification based on operating cycle.

An asset is treated as current when it is:

1. Expected to be realized or intended to be sold or consumed in normal operating cycle;

## NOTES FORMING PART OF THE CONSOLIDATED FINANCIAL STATEMENTS FOR THE YEAR ENDED MARCH 31, 2021 (Contd.)

2. Held primarily for the purpose of trading;
3. Expected to be realized within twelve months after the reporting period, or
4. Cash or cash equivalent unless restricted from being exchanged or used to settle a liability for at least twelve months after the reporting period

All other assets are classified as non-current.

A liability is current when:

1. It is expected to be settled in normal operating cycle;
2. It is held primarily for the purpose of trading;
3. It is due to be settled within twelve months after the reporting period, or
4. There is no unconditional right to defer the settlement of the liability for at least twelve months after the reporting period

All other liabilities are classified as non-current.

Deferred tax assets and liabilities are classified as non current assets and liabilities.

The Group has identified twelve months as its operating cycle.

### w) Segment Reporting

Operating segments are defined as components of an enterprise for which discrete financial information is available that is evaluated regularly by the chief operating decision maker, in deciding how to allocate resources and assessing performance. The Group's chief operating decision maker is the Managing Director.

Segment revenue, segment expenses, segment assets and segment liabilities have been identified to segments on the basis of their relationship to the operating activities of the segment. Inter segment revenue is accounted on the basis of transactions which are primarily determined based on market / fair value factors. Revenue, expenses, assets and liabilities which relate to the Group as a whole and are not allocable to segments on a reasonable basis have been included under "unallocated revenue / expenses / assets / liabilities".

### x) Critical accounting judgements and key sources of estimation uncertainty

The preparation of the consolidated financial statements in conformity with the Ind AS requires management to make judgements, estimates and assumptions that affect the application of accounting policies and the reported amounts of assets, liabilities and disclosures as at date of the consolidated financial statements and the reported amounts of the revenues and expenses for the years presented. The estimates and associated assumptions are based on historical experience and other factors that are considered to be relevant. Actual results may differ from these estimates under different assumptions and conditions. The estimates and underlying assumptions are reviewed on an ongoing basis. Revisions to accounting estimates are recognised in the period in which the

estimate is revised if the revision affects only that period, or in the period of the revision and future periods if the revision affects both current and future periods.

### Key sources of estimation uncertainty

The following are the key assumptions concerning the future, and other key sources of estimation uncertainty at the end of the reporting period that may have a significant risk of causing a material adjustment to the carrying amounts of assets and liabilities within next financial year.

#### i. Useful lives of property, plant and equipment and intangible assets

As described in Note 2(i) and Note 2(j), the Group reviews the estimated useful lives and residual values of property, plant and equipment and intangible assets at the end of each reporting period. During the current financial year, the management determined that there were no changes to the useful lives and residual values of the property, plant and equipment and intangible assets.

#### ii. Provisions and Contingent Liabilities

Provisions and Contingent Liabilities are reviewed at each Balance Sheet date and adjusted to reflect the current best estimates.

#### iii. Impairment of Goodwill

Goodwill of ₹ 2,378 million (Previous year: ₹ 2,361 million) and ₹ 192 million (Previous year: ₹ 192 million) have been allocated for impairment testing purpose to the Cash Generating Unit (CGU) viz., Adhesives and Plastics Segment respectively.

The recoverable amount of all cash generating units (CGUs) has been determined based on value in use calculations. These calculations use cash flow projections based on financial budgets approved by management. Recoverable amounts for these CGUs has been determined based on value in use for which cash flow forecasts of the related CGU's using a growth rate based on company's projection of business and growth of the industry in which the company is operating. Discount rate ranging from 7% to 16% has been applied. The values assigned to the assumption reflect past experience and are consistent with the management's plans for focusing operations in these markets. The growth rate does not exceed the long term average growth rate for the respective business in which the CGU operates. The management believes that the planned market share growth is reasonably achievable.

An analysis of the sensitivity of the computation to a change in key parameters (operating margin, discount rate and growth rate), based on a reasonable assumptions, did not identify any probable scenario in which the recoverable amount of the CGU would decrease below its carrying amount.

**NOTES FORMING PART OF THE CONSOLIDATED FINANCIAL STATEMENTS FOR THE YEAR ENDED MARCH 31, 2021 (Contd.)**

**3 PROPERTY, PLANT AND EQUIPMENT, OTHER INTANGIBLE ASSETS AND RIGHT OF USE ASSETS**

Sr No	Assets	GROSS CARRYING AMOUNT					ACCUMULATED DEPRECIATION AND AMORTISATION					NET CARRYING AMOUNT		
		As At April 1, 2020	Reclassified on account of Ind AS 116	Additions	Disposals	Effect of Foreign currency Translation	As At March 31, 2021	As At April 1, 2020	For the year	Disposals	Effect of Foreign currency Translation	As At March 31, 2021	As At March 31, 2020	
<b>A. TANGIBLE ASSETS</b>														
a	Land	1,536	-	219	-	24	1,779	46	14	-	4	64	1,715	1,490
		1,700	(333)	158	-	11	1,536	31	13	-	2	46	1,490	1,669
b	Buildings	2,820	-	334	-	-	3,154	335	114	-	-	449	2,705	2,485
		2,250	-	579	9	-	2,820	233	102	-	-	335	2,485	2,017
c	Plant and Equipments	7,134	(72)	840	4	35	7,933	2,469	798	2	25	3,290	4,643	4,665
		5,649	-	1,479	16	22	7,134	1,724	739	6	12	2,469	4,665	3,925
d	Furniture and Fixtures	485	-	56	3	3	541	132	50	0	2	184	357	353
		390	-	111	18	2	485	96	46	11	1	132	353	294
e	Vehicles	188	(7)	25	10	1	197	60	25	8	4	81	116	128
		162	-	31	5	-	188	37	25	2	-	60	128	125
f	Computers and Office Equipments	219	-	69	1	3	290	104	38	-	2	144	146	115
		136	-	84	2	1	219	71	34	2	1	104	115	65
	<b>Total (A)</b>	<b>12,382</b>	<b>(79)</b>	<b>1,543</b>	<b>18</b>	<b>66</b>	<b>13,894</b>	<b>3,146</b>	<b>1,039</b>	<b>10</b>	<b>37</b>	<b>4,212</b>	<b>9,682</b>	<b>9,236</b>
		10,287	(333)	2,442	50	36	12,382	2,192	959	21	16	3,146	9,236	
<b>B. OTHER INTANGIBLE ASSETS</b>														
a	Computer Software	55	-	8	-	-	63	38	6	-	-	44	19	17
		47	-	8	-	-	55	28	10	-	-	38	17	19
b	Brands	448	-	2	-	-	450	110	64	-	-	174	276	338
		448	-	-	-	-	448	46	64	-	-	110	338	402
	<b>Total (B)</b>	<b>503</b>	<b>-</b>	<b>10</b>	<b>-</b>	<b>-</b>	<b>513</b>	<b>148</b>	<b>70</b>	<b>-</b>	<b>-</b>	<b>218</b>	<b>295</b>	<b>355</b>
		495	-	8	-	-	503	74	74	-	-	148	295	355
<b>C. RIGHT OF USE ASSETS</b>														
a	Leasehold Land	358	-	78	-	-	436	4	5	-	-	9	427	354
		-	333	53	28	-	358	-	4	-	-	4	354	-
b	Buildings	93	-	92	-	(0)	185	42	51	-	(0)	93	92	51
		-	-	93	-	-	93	-	42	-	-	42	51	-
c	Plant, Machinery & Vehicles	-	79	-	-	-	79	-	-	-	-	-	79	-
		-	-	-	-	-	-	-	-	-	-	-	-	-
	<b>Total (C)</b>	<b>451</b>	<b>79</b>	<b>170</b>	<b>28</b>	<b>(0)</b>	<b>700</b>	<b>46</b>	<b>56</b>	<b>(0)</b>	<b>(0)</b>	<b>102</b>	<b>598</b>	<b>405</b>
		-	333	146	28	-	451	-	46	-	-	46	405	

**Notes:**

- Building includes ₹ 750/- being face value of 15 number of shares of ₹ 50/- each held in Kant Apartment Co-Operative Housing Society Limited. Also includes ₹ 10 Million (Previous Year ₹ 10 Million) for which the procedure for transfer of title in the name of the Holding Company is in process
- Pursuant to the scheme of amalgamation with Rex Polyextrusion Private Limited, the title deeds of Land and Building ₹ 193 Million and ₹ 218 Million respectively (Previous year : ₹ 193 Million and ₹ 225 Million respectively) are under process with concerned government authorities for transfer in the name of the Holding Company.
- During the previous year the Holding Company has received ₹ 28 Million from Rajasthan State Industrial Development and Investment Corporation (RIICO) as incentive in land cost.
- Figures in the italics are of Previous Year.
- Brand include trademarks and technical know-how.

## NOTES FORMING PART OF THE CONSOLIDATED FINANCIAL STATEMENTS FOR THE YEAR ENDED MARCH 31, 2021 (Contd.)

### 4. GOODWILL

(₹ in Million)

Particulars	As at March 31, 2021	As at March 31, 2020
Goodwill on Consolidation at the beginning of the year	2,553	2,538
<b>Add</b> : Currency translation differences	17	15
<b>Total</b>	<b>2,570</b>	<b>2,553</b>

### 5. INVESTMENTS

(₹ in Million)

Particulars	As at March 31, 2021	As at March 31, 2020
<b>Non-Current Investments</b>		
<b>Investment in Equity Instruments of Joint Venture at cost</b>		
<b>Unquoted</b>		
i) 1,000,000 (as at March 31, 2020 : 1,000,000) Shares of Kenyan Shilling 50/- each fully paid up in Astral Pipes Limited, Kenya.	29	29
<b>Less</b> : Group's share of Loss	(29)	(29)
<b>Total</b>	-	-
<b>Investment in Preference Shares of Joint Venture at cost</b>		
<b>Unquoted</b>		
i) 7,200,000 (as at March 31, 2020 : 7,200,000) Non-Cumulative Redeemable Preference Shares of Kenyan Shilling 50/- each fully paid up in Astral Pipes Limited, Kenya.	217	217
<b>Less</b> : Loan component of compound financial instrument (Note 6)	(52)	(52)
<b>Less</b> : Group's share of Loss	(165)	(165)
<b>Total</b>	-	-
<b>Investments in Joint venture</b>	-	-
<b>Investment in Equity Instruments of Others at fair value through profit and loss</b>		
<b>Unquoted</b>		
i) 10,000 (100 % holding) (as at March 31, 2020 : Nil) Shares of ₹ 10/- each subscribed in Astral Foundation, India. (Note 40(a))	0	-
<b>Investments in others</b>	<b>0</b>	-
<b>Total</b>	<b>0</b>	-
<b>Quoted</b>		
<b>Investment in Mutual funds</b>		
Mutual Fund	-	2
<b>Investment in Mutual funds</b>	-	<b>2</b>
<b>Total</b>	<b>0</b>	<b>2</b>

#### Notes

- Aggregate carrying value of unquoted investments is ₹ 0 million as at March 31, 2021 (as at March 31, 2020: ₹ Nil)
- Aggregate carrying value of quoted investments is ₹ Nil as at March 31, 2021 (as at March 31, 2020: ₹ 2 million)
- The Holding Company has, jointly with its subsidiary Resinova Chemie Limited, promoted section 8 company, i.e Astral Foundation, under the Companies Act, 2013 for the purpose of carrying out CSR activities

## NOTES FORMING PART OF THE CONSOLIDATED FINANCIAL STATEMENTS FOR THE YEAR ENDED MARCH 31, 2021 (Contd.)

### 6. LOANS

(₹ in Million)

Particulars	As at March 31, 2021	As at March 31, 2020
<b>Non-current</b>		
<b>(Unsecured, considered good)</b>		
Loan component of compound financial instrument*	72	72
Less: Group's share of Loss**	(72)	(2)
	-	70
Loans and Advances to Employees	0	0
<b>Total</b>	<b>0</b>	<b>70</b>
<b>Current</b>		
<b>(Unsecured, considered good)</b>		
Loans and Advances to Employees	3	2
<b>Total</b>	<b>3</b>	<b>2</b>

**Note:** Refer note 38 for detailed disclosure on the fair values.

\* Includes portion of compound financial instrument and fair valuation of loan of ₹ 72 million as at March 31, 2021 (as at March 31, 2020: ₹ 72 million).

\*\* to the extent of not adjusted with investment in Joint Venture.

### 7. OTHER FINANCIAL ASSETS

(₹ in Million)

Particulars	As at March 31, 2021	As at March 31, 2020
<b>Non-current</b>		
<b>(Unsecured, considered good)</b>		
Security deposits	59	53
Earmarked deposit accounts (with maturity more than 12 months from the balance sheet date)	1	1
Advance for purchase of non current investment (Note 36)	19	-
<b>Total</b>	<b>79</b>	<b>54</b>
<b>Current</b>		
<b>(Unsecured, considered good)</b>		
Security deposits	12	11
Interest accrued on loans and deposits	3	3
Discount receivables	38	28
Fair Value of derivative contracts	-	0
Others	0	1
<b>Total</b>	<b>54</b>	<b>43</b>

Note: Refer note 38 for detailed disclosure on the fair values.

### 8. DEFERRED TAX (NET)

(₹ In Million)

Particulars	As at March 31, 2021	As at March 31, 2020
<b>Non-current</b>		
Deferred tax assets (Net)	1	1
Deferred tax liabilities (Net)	401	430
<b>Total</b>	<b>400</b>	<b>429</b>

## NOTES FORMING PART OF THE CONSOLIDATED FINANCIAL STATEMENTS FOR THE YEAR ENDED MARCH 31, 2021 (Contd.)

Deferred tax liabilities/(assets) in relation to :

(₹ in Million)

Particulars	As at April 1, 2019	Recognised in statement of profit and loss	MAT Credit Utilisation	Other Adjustments	As at March 31, 2020
Tangible and Intangible assets	745	(177)	-	-	568
Unabsorbed Depreciation	0	0	-	-	0
Unabsorbed Scientific Research	(17)	17	-	-	-
Provisions for doubtful trade receivables	(26)	6	-	-	(20)
Provisions for employee benefits	(17)	(4)	-	-	(21)
MAT Credit entitlement	(126)	-	38	-	(88)
Others	(27)	18	-	(1)	(10)
<b>Total</b>	<b>532</b>	<b>(140)</b>	<b>38</b>	<b>(1)</b>	<b>429</b>

(₹ in Million)

Particulars	As at April 1, 2020	Recognised in statement of profit and loss	MAT Credit Utilisation	Other Adjustments	As at March 31, 2021
Tangible and Intangible assets	568	(116)	-	-	452
Unabsorbed Depreciation	0	-	-	-	0
Provisions for doubtful trade receivables	(20)	(5)	-	-	(25)
Provisions for employee benefits	(21)	(1)	-	-	(22)
MAT Credit utilisation	(88)	-	88	-	-
Others	(10)	4	-	1	(5)
<b>Total</b>	<b>429</b>	<b>(118)</b>	<b>88</b>	<b>1</b>	<b>400</b>

### 9. OTHER ASSETS

(₹ in Million)

Particulars	As at March 31, 2021	As at March 31, 2020
<b>Non-current</b>		
Capital Advances	245	141
Prepaid Expenses	2	1
<b>Total</b>	<b>247</b>	<b>142</b>
<b>Current</b>		
Prepaid Expenses	75	91
Balances with Government Authorities	75	241
Advances to Suppliers	110	116
<b>Total</b>	<b>260</b>	<b>448</b>

### 10. INVENTORIES (at lower of cost and net realisable value)

(₹ in Million)

Particulars	As at March 31, 2021	As at March 31, 2020
Raw Materials	1,686	1,885
Work-in-Progress	86	227
Finished Goods	2,671	2,805
Traded goods	48	265
Stores, Spares and Packing Materials	230	222
<b>Total</b>	<b>4,721</b>	<b>5,404</b>

## NOTES FORMING PART OF THE CONSOLIDATED FINANCIAL STATEMENTS FOR THE YEAR ENDED MARCH 31, 2021 (Contd.)

### 11. TRADE RECEIVABLES

(₹ in Million)

Particulars	As at March 31, 2021	As at March 31, 2020
<b>Current</b>		
Unsecured, considered good	2,767	2,278
Unsecured, credit impaired	76	73
<b>Less : Allowance for expected credit loss</b>	<b>(76)</b>	<b>(73)</b>
<b>Total</b>	<b>2,767</b>	<b>2,278</b>

Note: Refer note 38 for information about credit risk and market risk of Trade receivables.

Break-up of trade receivables

(₹ in Million)

Particulars	As at March 31, 2021	As at March 31, 2020
Trade receivables from other than related parties	2,767	2,278
Receivables from related parties (Note 36)	0	-
<b>Total</b>	<b>2,767</b>	<b>2,278</b>

Note:

- The Group offers credit period up to 180 days.
- Before accepting any new customer, the Group assesses the potential customer's creditability and defines credit limits for each customer. Such Limits are reviewed annually.
- In determining the allowances for credit impaired trade receivables, the Group has used a practical expedient by computing the expected credit loss allowance for trade receivables based on a provision matrix. The provision matrix takes into account historical credit loss experience and is adjusted for forward looking information. The expected credit loss allowance is based on the ageing of the receivables that are due and rates used in the provision matrix.
- At March 31, 2021: ₹ 233 million (At March 31, 2020: ₹ 201 million) had been sold to a provider of invoice discounting and debt factoring services. The Group is committed to underwrite any of the debts transferred and therefore continues to recognise the debts sold within trade receivables until the debtors repay of default. Since the trade receivables continue to be recognised, the business model of the Group is not affected.

#### 5 Movement in Expected Credit Loss Allowance

(₹ in Million)

Particulars	As at March 31, 2021	As at March 31, 2020
Balance at the beginning of the year	73	75
<b>Less : Utilisation during the year</b>	<b>23</b>	<b>13</b>
<b>Add : Provisions during the year</b>	<b>26</b>	<b>11</b>
<b>Balance at the end of the year</b>	<b>76</b>	<b>73</b>

### 12. CASH AND CASH EQUIVALENTS

(₹ in Million)

Particulars	As at March 31, 2021	As at March 31, 2020
Cash on Hand	6	6
Balances with Banks in current accounts	521	133
Cheques on hand	180	-
<b>Total</b>	<b>707</b>	<b>139</b>

## NOTES FORMING PART OF THE CONSOLIDATED FINANCIAL STATEMENTS FOR THE YEAR ENDED MARCH 31, 2021 (Contd.)

### 13. OTHER BALANCES WITH BANKS

(₹ in Million)

Particulars	As at March 31, 2021	As at March 31, 2020
In deposit accounts	4,053	1,162
Unclaimed dividend and bonus accounts (Note 20)	0	0
<b>Total</b>	<b>4,053</b>	<b>1,162</b>

Note: Unclaimed dividend and bonus account balance can only be used for the purpose it has been maintained.

### 14. TAX ASSETS

(₹ in Million)

Particulars	As at March 31, 2021	As at March 31, 2020
<b>Current</b>		
Taxes receivable (Net of Provisions)	125	154
<b>Total</b>	<b>125</b>	<b>154</b>

Note: Unclaimed dividend and bonus account balance can only be used for the purpose it has been maintained.

### 15. EQUITY SHARE CAPITAL

(₹ in Million)

Particulars	As at March 31, 2021	As at March 31, 2020
<b>Authorised Share Capital</b>		
210,500,000 (as at March 31, 2020 : 210,500,000) Equity Shares of ₹ 1/- each	211	211
	<b>211</b>	<b>211</b>
<b>Issued, Subscribed &amp; Fully Paid Share Capital</b>		
200,97,768 (as at March 31, 2020 : 150,662,206) Equity Shares of ₹ 1/- each fully paid up	201	151
<b>Total</b>	<b>201</b>	<b>151</b>

#### a) Rights, preferences and restrictions attached to shares :

The Parent Company has issued only one class of equity shares having value of ₹. 1/- per Share. Each holder of equity shares is entitled to one vote per share and are entitled to dividend as and when declared. All shares rank equally with regard to the Parent Company's residual assets after distribution of all preferential amounts.

#### b) Reconciliation of number of shares and amount outstanding at the beginning and at the end of the reporting period :

Particulars	No. of Shares	₹ in Million
Balance as at April 1, 2019	119,806,565	120
<b>Add:</b> Shares issued pursuant to amalgamation (Note 16 (d))	723,200	1
<b>Add:</b> Bonus Shares issued (Note 16 (c))	30,132,441	30
Balance as at March 31, 2020	150,662,206	151
<b>Add:</b> Shares issued - under Employee Stock option scheme 'ESOP 2015' (Note e)	18,620	0
<b>Add:</b> Bonus Shares issued (Note 16 (b))	50,226,942	50
<b>Balance as at March 31, 2021</b>	<b>200,907,768</b>	<b>201</b>

80,359,383 shares were allotted as bonus shares in the last five financial years by capitalisation of Securities Premium.



## NOTES FORMING PART OF THE CONSOLIDATED FINANCIAL STATEMENTS FOR THE YEAR ENDED MARCH 31, 2021 (Contd.)

### c) Number of Shares reserved for issue under options

Particulars	As at March 31, 2021	As at March 31, 2020
Outstanding at the end of the year	118,956	98,527

### d) Details of share held by each shareholder holding more than 5% shares :

Name of Shareholders	As at March 31, 2021	As at March 31, 2020
Sandeep Pravinbhai Engineer		
No. of Shares	63,070,765	47,303,074
% of Shares Held	31.39	31.40
Saumya Polymers LLP		
No. of Shares	19,796,949	14,847,712
% of Shares Held	9.85	9.85
Jagruti Sandeep Engineer		
No. of Shares	15,239,016	11,429,262
% of Shares Held	7.59	7.59
Steadview Capital Mauritius Limited		
No. of Shares	14,431,334	12,833,134
% of Shares Held	7.18	8.52
Kairav Chemicals Limited		
No. of Shares	13,860,049	10,395,037
% of Shares Held	6.90	6.90

### e) Share options granted under the Employee Stock Options scheme

#### 1 Details of the Employee stock option plan of the Parent Company

Astral Limited (formerly known as Astral Poly Technik Limited) (the Holding Company) formulated Employees Stock Option Scheme viz. Astral Employee Stock Option Scheme 2015 ("the Scheme") for the benefit of employees of the Holding Company. Shareholders of the Holding Company approved the Scheme by passing special resolution through postal ballot dated October 21, 2015 and was further amended vide shareholders resolution passed in the Annual General Meeting held on August 21, 2020. Under the said Scheme, Nomination and Remuneration Committee is empowered to grant stock options to eligible employees of the Holding Company, up to 150,000 (Ex-bonus) Minimum vesting period of stock option is one year and exercise period of stock option is one year from the date of vesting.

The Committee granted 16,282 stock options on November 14, 2015, 21,600 stock options on March 30, 2017, 22,400 stock options on November 13, 2017, 7,450 stock options on June 29, 2019, 9,310 stock options on October 24, 2019 and 12,413 stock options on August 4, 2020 totaling 91,315 stock options till date. Each stock option is exercisable into one equity share of face value of ₹ 1/- each.

The Holding Company made bonus issue of shares in the ratio of 1:3 during the financial year. A fair and reasonable adjustment was made in respect of options unvested/yet to be exercised, options available for grant and their exercise price to give effect to the bonus in compliance with the SEBI (Share Based Employee Benefits) Regulations, 2015. Post Bonus issue adjustment the Exercise price of all stock options available for grant and options unvested/yet to be exercised arrives at ₹ 30/- share (Ex-bonus exercise price of all stock options was ₹ 40/- share). Each stock option is exercisable into one equity share of face value of ₹ 1/- each.

Further the Holding Company is under process to obtain in principle approval from stock exchanges for additional 32,842 equity shares under Astral Employee Stock Option Scheme, 2015 pursuant to Bonus Issue of shares by the Holding Company as approved by shareholders vide postal ballot resolution dated March 9, 2021.

## NOTES FORMING PART OF THE CONSOLIDATED FINANCIAL STATEMENTS FOR THE YEAR ENDED MARCH 31, 2021 (Contd.)

The following stock based payment arrangement were in existence during the current and prior year

Option Series	August 4, 2020	October 24, 2019	June 29, 2019
Grant date	04-08-2020	24-10-2019	06-29-19
Number of shares	12,413*	9,310	9,310*
Expiry date	03-08-2022	22-10-2021	27-06-2021
Exercise price	₹ 30*	₹ 40	₹ 40*
Fair value at grant date	903	1,090	1,013

\* Adjusted pursuant to bonus issue.

### 2 Movement in stock options during the year :

The following is the reconciliation of stock option outstanding at the beginning and at the end of the year

Particulars	As at March 31, 2021	As at March 31, 2020
Option Outstanding, beginning of the year	18,620	-
Options Granted during the year (including bonus adjustment)	12,413	18,620
Options Exercised during the year	18,620	-
Option Lapsed/surrendered/forfeited	-	-
Option Outstanding, end of the year	12,413	18,620
<b>Of which:</b>		
Not Vested	12,413	18,620
<b>Add : Adjustment on Account of Bonus Issue in ratio of 1:3 (Previous year : 1:4)</b>	<b>32,842</b>	<b>23,429</b>
<b>Options available for grant</b>	<b>118,956</b>	<b>98,527</b>

Options available for grants at March 31, 2021 and March 31, 2020 has been adjusted with bonus shares issued during the year.

### 3 Fair value of share options granted in the year

Fair value of the share options granted during the year is ₹ 903/- (previous financial year ₹ 1,013/- and ₹ 1,090/- respectively for options granted on June 29, 2019 and October 24, 2019). The following assumptions were used for calculation of fair value of grants in accordance with Black Scholes model:

Option Series	August 4, 2020	October 24, 2019	June 29, 2019
Option grant date	04-08-2020	24-10-2019	29-06-2019
Fair value at Grant date	₹ 903	₹ 1,090	₹ 1,013
Exercise Price	₹ 30	₹ 40	₹ 40
Expected Volatility	79%	58%	66%
Expected life of Option	2 years	2 years	2 years
Dividend Yield	0.65%	0.65%	0.60%
Risk Free Interest Rate	6.02%	6.60%	6.88%

### 4 Stock options exercised during the year :

The following stock options were exercised during the year

Option Series	Number exercised	Avg Shareprice at exercised date	Exercise date
Granted on June 29, 2019	9,310	956	08-07-2020
Granted on October 24, 2019	9,310	1,467	18-11-2020

## NOTES FORMING PART OF THE CONSOLIDATED FINANCIAL STATEMENTS FOR THE YEAR ENDED MARCH 31, 2021 (Contd.)

### 5 Stock options outstanding at the end of the year

The stock option outstanding at the end of the current year had a weighted average exercise price of as ₹30/- (Previous year : ₹ 40/-), and weighted average remaining contractual life of 491 days (Previous year : 512 days).

### 16. OTHER EQUITY

Particulars	(₹ in Million)	
	As at March 31, 2021	As at March 31, 2020
<b>Capital Reserve</b>		
Balance at the beginning of the year	4	4
<b>Balance at the end of the year</b>	<b>4</b>	<b>4</b>
<b>Securities Premium</b>		
Balance at the beginning of the year	4,053	3,361
<b>Add</b> : Premium on shares issued during the year (Note d)	-	722
<b>Add</b> : Premium on shares issued under Employee Stock option scheme 'ESOP 2015' (Note 15 (e))	20	-
<b>Less</b> : Utilised during the year for issue of Bonus Shares (Note b & c)	50	30
<b>Balance at the end of the year</b>	<b>4,023</b>	<b>4,053</b>
<b>General Reserve</b>		
Balance at the beginning of the year	260	260
<b>Balance at the end of the year</b>	<b>260</b>	<b>260</b>
<b>Revaluation Reserve</b>		
Balance at the beginning of the year	12	12
<b>Balance at the end of the year</b>	<b>12</b>	<b>12</b>
<b>Shares pending allotment</b>		
Balance at the beginning of the year	-	723
<b>Less</b> : Utilised during the year for Shares issued pursuant to amalgamation (Note d)	-	723
<b>Balance at the end of the year</b>	<b>-</b>	<b>-</b>
<b>Foreign Currency Translation Reserve</b>		
Balance at the beginning of the year	(13)	(17)
<b>Add</b> : Other comprehensive income arising from Currency Translation (Loss)/Gain	22	4
<b>Balance at the end of the year</b>	<b>9</b>	<b>(13)</b>
<b>Stock Options Outstanding Account</b>		
Balance at the beginning of the year	19	-
<b>Add</b> : On account of options granted during the year	8	19
	27	19
<b>Less</b> : Option Lapsed/surrendered/forfeited	-	-
<b>Less</b> : Exercise of employee stock options	19	-
	8	19
<b>Less</b> : Deferred employee Compensation expenses	3	8
<b>Balance at the end of the year</b>	<b>5</b>	<b>11</b>
<b>Retained earnings</b>		
Balance at the beginning of the year	10,551	8,314
<b>Add</b> : Profit for the year	4,044	2,479
<b>Add</b> : Other comprehensive income	(0)	(2)
<b>Less</b> : Payment of dividend on equity shares (including taxes on dividend in previous year)	151	240
<b>Balance at the end of the year</b>	<b>14,444</b>	<b>10,551</b>
<b>Total</b>	<b>18,757</b>	<b>14,878</b>

- In November 2020, the dividend of ₹ 1/- per share (total dividend ₹ 151 Million) was paid to holders of fully paid equity shares of Holding Company.
- During the year, the Holding Company allotted 50,226,942 equity shares of ₹ 1/- each as fully paid up bonus shares by utilising securities premium amounting to ₹ 50 million, pursuant to an ordinary resolution passed after taking the consent of shareholders through Postal ballot.
- During the previous year, the Holding Company allotted 30,132,441 equity shares of ₹ 1/- each as fully paid up bonus shares by utilising securities premium amounting to ₹ 30 Million, pursuant to an ordinary resolution passed after taking the consent of shareholders through Postal ballot.

## NOTES FORMING PART OF THE CONSOLIDATED FINANCIAL STATEMENTS FOR THE YEAR ENDED MARCH 31, 2021 (Contd.)

d During the previous year, the Company has issued 723,200 equity shares of ₹ 1/- each fully paid up in exchange for the balance 49% of equity share of Rex Polyextrusion Private Limited upon amalgamation.

e **Nature and Purpose of reserve**

**Capital reserve**

The Parent Company has created capital reserve out of capital subsidies received from state Governments.

**Securities premium**

The amount received in excess of face value of the equity shares is recognised in Securities Premium. It is available for utilization in accordance with the provisions of the Companies Act, 2013. In case of equity-settled share based payment transactions, the difference between fair value on grant date and nominal value of share is accounted as securities premium reserve.

**General reserve**

General reserve is created from time to time by way of transfer of profits from retained earnings for appropriation purposes. General reserve is created by a transfer from one component of equity to another and is not an item of other comprehensive income. It can be used for distribution to equity shareholders only after complying with restriction contained in the Companies (Declaration and Payment of Dividend) Rules, 2014, as amended.

**Revaluation Reserve**

The Parent Company has created revaluation reserve out of revaluation of land carried out during the year 2004-05.

**Stock Options Outstanding Account**

Stock Option Outstanding Account is used to recognise grant date fair value options vested to employees under various equity settled schemes. The fair value of the equity-settled share based payment transactions with employees is recognised in Statement of Profit and Loss with corresponding credit to Stock Options Outstanding Account.

**Retained earnings**

Retained earnings are the profits that the Group has earned till date, less any transfers to general reserve, dividends or other distributions paid to shareholders.

**Shares pending allotment**

Shares pending allotment represents equity shares to be issued pursuant to business combination. (Note d)

### 17. BORROWINGS

Particulars	(₹ in Million)	
	As at March 31, 2021	As at March 31, 2020
<b>Non-current</b>		
<b>Secured - at amortised cost</b>		
Term Loans From Banks	162	1,071
<b>Less: Current maturity of long term loans (Note 20)</b>	<b>83</b>	<b>324</b>
	<b>79</b>	<b>747</b>
Buyers Credit	124	99
<b>Less: Current maturity of long term buyers credit (Note 20)</b>	<b>97</b>	<b>37</b>
	<b>27</b>	<b>62</b>
Vehicle Loans	12	18
<b>Less: Current maturity of vehicle loans (Note 20)</b>	<b>3</b>	<b>5</b>
	<b>9</b>	<b>13</b>
Finance Lease Obligations	-	28
<b>Less: Current Maturity of finance lease obligations (Note 20)</b>	<b>-</b>	<b>14</b>
	<b>-</b>	<b>14</b>
<b>Unsecured - at amortised cost</b>		
Buyers Credit	140	439
<b>Less: Current maturity of long term buyers credit (Note 20)</b>	<b>87</b>	<b>206</b>
	<b>53</b>	<b>233</b>
<b>Total</b>	<b>168</b>	<b>1,069</b>
<b>Current</b>		
<b>Secured - at amortised cost</b>		
Working capital demand loans from banks	229	201
<b>Total</b>	<b>229</b>	<b>201</b>

a) Refer note 38 for information about liquidity risk.

b) Amount stated in Current maturity is disclosed under the head of "Other Financial Liabilities (Current)" (Note 20).

## NOTES FORMING PART OF THE CONSOLIDATED FINANCIAL STATEMENTS FOR THE YEAR ENDED MARCH 31, 2021 (Contd.)

### c) Parent Company :

(i) Term Loans are Secured by way of first charge, in respect of Property, plant and equipments, both present and future, and second charge on entire current assets of the Company both present and future. (Note 3,10,11). Rate of interest for Rupee Term Loan ranges from 6.5% p.a. to 10% p.a..

1 Hongkong and Shanghai Banking Corporation Limited (HSBC) Term Loan of ₹ Nil (as at March 31, 2020 : ₹ 833 Million) repaid.

(ii) Buyers Credit : Rate of interest for Buyer's Credit ranges from 0.40% p.a. to 3.00% p.a..

1 HDFC Bank Limited Buyers Credit of ₹ 57 Million (as at March 31, 2020 : ₹ Nil) repayable by March 2022. Secured by way of first charge, in respect of entire current assets of the Company both present and future.

2 Standard Chartered Bank Buyers Credit of ₹ 67 Million (as at March 31, 2020 : ₹ Nil) repayable by January 2022. Secured by way of first charge, in respect of entire current assets of the Company both present and future.

3 Kotak Mahindra Bank Limited Buyers Credit of ₹ 129 Million (as at March 31, 2020 : ₹ 89 Million) repayable by September 2023.

4 Axis Bank Limited Buyers Credit of ₹ 11 Million (as at March 31, 2020 : ₹ Nil) repayable by July 2022.

5 CITI Bank Buyers Credit of ₹ Nil (as at March 31, 2020 : ₹ 118 Million) repaid.

6 Federal Bank Limited Buyers Credit of ₹ Nil (as at March 31, 2020 : ₹ 26 Million) repaid.

7 Hongkong and Shanghai Banking Corporation Limited (HSBC) Buyers Credit of ₹ Nil (as at March 31, 2020 : ₹ 99 Million) repaid.

(iii) Vehicle Loans are Secured by way of hypothecation of respective motor vehicles purchased. Rate of interest for Vehicle loan ranges from 7% p.a. to 11% p.a..

1 Axis Bank Limited Vehicle Loan of ₹ 12 Million (as at March 31, 2020 : ₹ 15 Million) repayable on monthly basis. Repayable by May 2024.

2 ICICI Bank Limited Vehicle Loan of ₹ Nil (as at March 31, 2020 : ₹ 1 Million) repaid.

3 Daimler Financial Services India Pvt. Ltd. Vehicle Loan of ₹ Nil (as at March 31, 2020 : ₹ 2 Million) repaid.

### d) Indian Subsidiary:

(i) Term Loans are Secured by way of first charge, in respect of Fixed Assets, both present and future, and second charge on entire current assets of the Company both present and future. Rate of Interest for Rupee Term Loan ranges from 8% p.a. to 11% p.a..

1 Kotak Mahindra Bank Limited Term Loan of ₹ Nil (as at March 31, 2020 : ₹ 44 Million) repaid.

(ii) **Buyers Credit** : Rate of Interest for Buyer's Credit ranges from 0.4% p.a. to 3% p.a.

1 Hongkong and Shanghai Banking Corporation Limited (HSBC) Buyers Credit of ₹ Nil (as at March 31, 2020 : ₹ 206 Million) repaid.

e) **Foreign Subsidiary** : Rate of interest for Term Loans and mortgage loans ranges from 3% p.a. to 10% p.a.. Rate of interest on working capital loans ranging from 2 to 3% p.a.

1 The subsidiary company has availed term loan and mortgage loan from banks amounting to ₹ 162 million (as at March 31, 2020: ₹ 194 million) is secured by fixed charge on book debt and a floating charge on the assets of the company.

2 The subsidiary company has availed working capital loan from banks amounting to ₹ 229 million (as at March 31, 2020 : ₹ 201 million) is secured by fixed charge on book debt and a floating charge on the assets of the company.

## 18. PROVISIONS

Particulars	(₹ in Million)	
	As at March 31, 2021	As at March 31, 2020
<b>Non-current</b>		
Provisions for Employee Benefits (Note 35)	27	27
<b>Total</b>	<b>27</b>	<b>27</b>
<b>Current</b>		
Provisions for Employee Benefits (Note 35)	42	39
<b>Total</b>	<b>42</b>	<b>39</b>

## NOTES FORMING PART OF THE CONSOLIDATED FINANCIAL STATEMENTS FOR THE YEAR ENDED MARCH 31, 2021 (Contd.)

### 19. TRADE PAYABLES

(₹ in Million)

Particulars	As at March 31, 2021	As at March 31, 2020
<b>Current</b>		
a total outstanding dues of micro enterprises and small enterprises	-	-
	-	-
b total outstanding dues of creditors other than micro enterprises and small enterprises		
Operational Buyers Credit	1,287	2,319
Due to others	3,885	2,435
	<b>5,172</b>	<b>4,754</b>
<b>Total</b>	<b>5,172</b>	<b>4,754</b>

#### Notes

- Information as required to be disclosed under the Micro, Small and Medium Enterprises Development Act, 2006 has been determined to the extent such parties have been identified on the basis of information available with the Group. This has been relied upon by the Auditor.
- Refer note 38 for information about credit risk, market risk and liquidity risk of Trade payables.

### 20. OTHER FINANCIAL LIABILITIES

(₹ in Million)

Particulars	As at March 31, 2021	As at March 31, 2020
<b>Current</b>		
Current maturities of Long Term Borrowings (Note 17)	270	572
Current maturities of Finance Lease Obligations (Note 17)	-	14
Interest accrued and due on borrowings	-	3
Interest accrued but not due on borrowings	3	14
Payable for capital goods	239	94
Unclaimed dividends and bonus* (Note 13)	0	0
Others	175	142
<b>Total</b>	<b>687</b>	<b>839</b>

\* All the amounts required to be transferred to the Investor Education and Protection Fund by the Parent Company have been transferred within the time frame prescribed for the same.

### 21. OTHER CURRENT LIABILITIES

(₹ in Million)

Particulars	As at March 31, 2021	As at March 31, 2020
Statutory dues	474	143
Advance received from customers	110	113
<b>Total</b>	<b>584</b>	<b>256</b>

### 22. CURRENT TAX LIABILITIES (NET)

(₹ in Million)

Particulars	As at March 31, 2021	As at March 31, 2020
Income tax payable (net of advance taxes)	113	26
<b>Total</b>	<b>113</b>	<b>26</b>

### 23. REVENUE FROM OPERATIONS

(₹ in Million)

Particulars	Year ended March 31, 2021	Year ended March 31, 2020
Revenue from contract with customers	31,699	25,714
Other operating revenues	64	65
<b>Total</b>	<b>31,763</b>	<b>25,779</b>

Note: The revenue generated by Group consists of plastic products, mainly, Pipe & Fittings and Adhesives products, which is disclosed in note 37 as segment revenue. Hence, no disaggregation of revenue is provided. Other information relating to contract balances, i.e. Trade Receivables and Advance from customers, is stated in note 11 and 21 respectively.

## NOTES FORMING PART OF THE CONSOLIDATED FINANCIAL STATEMENTS FOR THE YEAR ENDED MARCH 31, 2021 (Contd.)

### 24. OTHER INCOME

(₹ in Million)

Particulars	Year ended March 31, 2021	Year ended March 31, 2020
Interest Income :		
From Banks	28	2
From Joint ventures	-	6
From Others	10	68
Profit on Sale of Current Investments (Net)	46	18
Foreign exchange gains (Net)	149	-
Miscellaneous Income	18	27
<b>Total</b>	<b>251</b>	<b>121</b>

### 25. COST OF MATERIALS CONSUMED

(₹ in Million)

Particulars	Year ended March 31, 2021	Year ended March 31, 2020
Inventories at the beginning of the year	1,885	1,144
<b>Add:</b> Purchases	18,782	17,170
<b>Less:</b> Inventories at the end of the year	1,686	1,885
<b>Total</b>	<b>18,981</b>	<b>16,429</b>

### 26. PURCHASE OF TRADED GOODS

(₹ in Million)

Particulars	Year ended March 31, 2021	Year ended March 31, 2020
Purchase of traded goods	216	227
<b>Total</b>	<b>216</b>	<b>227</b>

### 27. CHANGES IN INVENTORIES OF FINISHED GOODS, TRADED GOODS AND WORK-IN-PROGRESS

(₹ in Million)

Particulars	Year ended March 31, 2021	Year ended March 31, 2020
Inventories at the end of the year		
Finished Goods	2,671	2,805
Work-in-progress	86	227
Traded Goods	48	265
	2,805	3,297
Inventories at the beginning of the year		
Finished Goods	2,805	1,964
Work-in-progress	227	309
Traded Goods	265	325
	3,297	2,598
<b>Net (Increase) / Decrease</b>	<b>492</b>	<b>(699)</b>

### 28. EMPLOYEE BENEFITS EXPENSE

(₹ in Million)

Particulars	Year ended March 31, 2021	Year ended March 31, 2020
Salaries and wages	1,739	1,604
Share based payments to employees (Note 15 (e))	13	11
Contribution to Provident and Other Funds (Note 35)	96	73
Staff Welfare Expenses	62	64
<b>Total</b>	<b>1,910</b>	<b>1,752</b>

## NOTES FORMING PART OF THE CONSOLIDATED FINANCIAL STATEMENTS FOR THE YEAR ENDED MARCH 31, 2021 (Contd.)

### 29. FINANCE COSTS

(₹ in Million)

Particulars	Year ended March 31, 2021	Year ended March 31, 2020
Interest expense on		
Term loan and working capital loan	94	183
Others	4	3
Other borrowing costs	18	25
Exchange differences regarded as an adjustment to borrowing costs	15	183
<b>Total</b>	<b>131</b>	<b>394</b>

### 30. DEPRECIATION AND AMORTISATION EXPENSE

(₹ in Million)

Particulars	Year ended March 31, 2021	Year ended March 31, 2020
Depreciation on Property, Plant and Equipment (Note 3)	1,039	959
Amortisation on intangible assets (Note 3)	70	74
Amortisation on Right Of Use Assets (Note 3)	56	46
<b>Total</b>	<b>1,165</b>	<b>1,079</b>

### 31. OTHER EXPENSES

(₹ in Million)

Particulars	Year ended March 31, 2021	Year ended March 31, 2020
Consumption of Stores, Spares and Packing Materials	467	460
Power and Fuel	643	703
Rent (Note 36 & 39)	60	59
Repairs Expenses	110	114
Insurance expenses	67	39
Rates and Taxes	28	19
Royalty expense	24	24
Communication expenses	35	43
Travelling expenses	150	252
Factory and Other expenses	72	50
Printing and Stationary expenses	7	9
Freight and Forwarding	679	638
Commission	16	23
Advertisement and Sales Promotion expenses	1,063	909
Directors Sitting Fees (Note 36)	3	2
Donations and Contributions	0	2
Expenditure on Corporate Social Responsibility (Note 36)	49	42
Security Service Charges	60	50
Legal and Professional	80	68
Payments to Auditors	7	8
Bad Debts Written Off	4	13
Expected credit loss for trade receivables	26	11
Net Loss on Foreign Currency transactions and translations	-	4
Loss on Sale of Property, plant and equipment (Net)	1	8
Other Expenses	68	91
<b>Total</b>	<b>3,719</b>	<b>3,641</b>



## NOTES FORMING PART OF THE CONSOLIDATED FINANCIAL STATEMENTS FOR THE YEAR ENDED MARCH 31, 2021 (Contd.)

### 32. TAX EXPENSES

(₹ in Million)

Particulars	Year ended March 31, 2021	Year ended March 31, 2020
<b>Current tax</b>		
In respect of the current year	1,365	709
In respect of earlier years	1	(4)
<b>Total</b>	<b>1,366</b>	<b>705</b>
<b>Deferred tax</b>		
In respect of the current year	(118)	(140)
<b>Total</b>	<b>(118)</b>	<b>(140)</b>

Reconciliation of the income tax expenses to the amount computed by applying the statutory income tax rate to the profit before income taxes is summarised below:

(₹ in Million)

Particulars	Year ended March 31, 2021	Year ended March 31, 2020
<b>Profit before tax</b>	5,330	3,061
Income tax expense @25.168% (FY 2019-20 : 25.168%)	1,341	770
<b>Differences due to :</b>		
Impact of Change in Statutory Tax Rate on Opening Deferred Tax	(2)	(127)
Differences arising from different tax rates in the subsidiaries	(94)	(95)
Exempt income not taxable	-	(2)
Effect of allowances	(34)	16
Others	36	6
<b>Total</b>	<b>1,247</b>	<b>569</b>
Adjustments in respect of current income tax of previous year	1	(4)
<b>Tax expense as per Consolidated statement of Profit and loss</b>	<b>1,248</b>	<b>565</b>

The Group's weighted average tax rates for the year ended March 31, 2021 and March 31, 2020 were 23.40% and 18.58% respectively.

### 33. EARNINGS PER SHARE:

Particulars	Year ended March 31, 2021	Year ended March 31, 2020
Profit for the year attributable to owners of the Parent Company (₹ In Million)	4,044	2,479
Weighted average number of equity shares for Basic EPS	200,899,376	200,882,941
<b>Add : Effects of dilutive shares options outstanding</b>	<b>7,966</b>	<b>14,437</b>
Weighted average number of equity shares for Diluted EPS	200,907,342	200,897,378
Nominal Value per share (₹)	1/-	1/-
Basic Earnings Per Share (In ₹)	20.13	12.34
Diluted Earnings Per Share (In ₹)	20.13	12.34

Earnings per share for previous periods have been adjusted for Bonus shares issued in current period as per Ind AS 33, Earnings per share. (Note 15 & 16)

## NOTES FORMING PART OF THE CONSOLIDATED FINANCIAL STATEMENTS FOR THE YEAR ENDED MARCH 31, 2021 (Contd.)

### 34. CONTINGENT LIABILITIES AND COMMITMENTS NOT PROVIDED FOR:

(₹ in Million)

Particulars	As at March 31, 2021	As at March 31, 2020
<b>Contingent Liabilities</b>		
1 Disputed Income Tax/Central Excise/Sales Tax and PF demands *	38	54
2 Other Matters	-	8
3 Guarantee given by Parent Company on behalf of Joint Venture for availing borrowing from local bank (Note 36)	123	316
<b>Commitments</b>		
1 Capital Contracts remaining to be executed (Net of Advances)	1,175	820
2 Letters of Credits for purchases	1,128	345
3 Commitment on uncalled liability of shares subscription**	-	0

\* Future cash outflows in respect of the above matters are determined only on receipt of judgments / decisions pending at various forums / authorities.

\*\* The Holding Company, along with its subsidiary Company, were subscribers to Memorandum of Association of newly incorporated subsidiary company, namely, 'Astral Foundation' as at March 31, 2020

### 35. EMPLOYEE BENEFITS:

#### Post-employment Benefit

##### Defined Contribution Plan:

The Parent Company and one of its Indian subsidiaries make provident fund contributions to defined contribution benefit plans for eligible employees. Under the scheme the Group is required to contribute a specified percentage of the payroll costs to fund the benefits. The contributions specified under the law are paid to the government authorities (PF commissioner).

Amount towards Defined Contribution Plan have been recognised under "Contribution to Provident and Other funds" in Note no. 28 "Employee Benefits Expense" of ₹ 73 million (Previous Year: ₹ 51 million).

##### Defined Benefit Plan:

The Parent Company and one of its Indian subsidiaries have defined benefit plans for gratuity to eligible employees, contributions for which are made to insurance service providers, which invests the funds as per Insurance Regulatory and Development Authority (IRDA) guidelines. The details of these defined benefit plan recognised in the consolidated financial statements are as under:

##### General Description of the Plan:

The Parent Company and one of its Indian subsidiaries operates a defined benefit plan (the Gratuity Plan) covering eligible employees, which provides a lump sum payment to vested employees at retirement, death, incapacitation or termination of employment, of an amount based on the respective employees salary and the tenure of employment.

The defined benefit plans typically expose to the Parent Company and one of its Indian Subsidiaries to various risk such as;

**Interest rate risk:** A fall in the discount rate which is linked to the Government Securities. Rate will increase the present value of the liability requiring higher provision. A fall in the discount rate generally increases the mark to market value of the assets depending on the duration of asset.

**Salary Risk:** The present value of the defined benefit plan liability is calculated by reference to the future salaries of members. As such, an increase in the salary of the members more than assumed level will increase the plan's liability.

**Investment Risk:** The present value of the defined benefit plan liability is calculated using a discount rate which is determined by reference to market yields at the end of the reporting period on government bonds. If the return on plan asset is below this rate, it will create a plan deficit. Currently, for the plan in India, it has a relatively balanced mix of investments in government securities, and other debt instruments.

## NOTES FORMING PART OF THE CONSOLIDATED FINANCIAL STATEMENTS FOR THE YEAR ENDED MARCH 31, 2021 (Contd.)

**Asset Liability Matching Risk:** The plan faces the ALM risk as to the matching cash flow. Since the plan is invested in lines of Rule 101 of Income Tax Rules, 1962, this generally reduces ALM risk.

**Mortality risk:** Since the benefits under the plan is not payable for life time and payable till retirement age only, plan does not have any longevity risk.

**Concentration Risk:** Plan is having a concentration risk as all the assets are invested with the insurance company and a default will wipe out all the assets. Although probability of this is very low as insurance companies have to follow stringent regulatory guidelines which mitigate risk.

**a) Movement in present value of defined benefit obligation are as follows:**

(₹ in Million)

Particulars	Gratuity	
	As at March 31, 2021	As at March 31, 2020
Obligations at the beginning of the year	94	78
Current service cost	15	13
Interest cost	6	6
Actuarial (Gains)/Losses on Obligations - Due to Change in Demographic Assumptions	-	(1)
Actuarial (gain) / loss - due to change in financial assumptions	1	5
Actuarial (gain) / loss- due to experience adjustments	(1)	(2)
Benefit paid	(5)	(5)
<b>Present Value of defined benefit Obligations at the end of the year</b>	<b>110</b>	<b>94</b>

**b) Movement in the fair value of plan assets are as follows:**

(₹ in Million)

Particulars	Gratuity	
	As at March 31, 2021	As at March 31, 2020
Plan assets at the beginning of the year, at fair value	41	29
Interest Income	2	2
Return on plant assets excluding interest income	0	0
Contributions from the employer	20	15
Benefits paid	(5)	(5)
<b>Fair value of plan assets at the end of the year</b>	<b>58</b>	<b>41</b>

**c) The amount included in the balance sheet arising from the entities obligation in respect of defined benefit plan is as follows:**

(₹ in Million)

Particulars	Gratuity	
	As at March 31, 2021	As at March 31, 2020
Present value of defined benefit obligation at the end of the year	110	94
Fair value of plan assets at the end of the year	(58)	(41)
<b>Net liability arising from defined benefit obligation</b>	<b>52</b>	<b>53</b>

## NOTES FORMING PART OF THE CONSOLIDATED FINANCIAL STATEMENTS FOR THE YEAR ENDED MARCH 31, 2021 (Contd.)

- d) Amount recognised in the Statement of Profit and Loss in respect of the defined benefits plans are as follows: (₹ in Million)

Particulars	Gratuity	
	Year ended March 31, 2021	Year ended March 31, 2020
Current service cost	15	13
Net Interest expense	4	4
<b>Components of defined benefit costs recognised in the Consolidated Statement of Profit and Loss</b>	<b>19</b>	<b>17</b>
<b>Remeasurement on the net defined benefit liability:</b>		
Actuarial (gains) / losses on obligation for the period	(0)	2
Return on plant assets, excluding interest income	(0)	0
<b>Components of defined benefit costs recognised in Other Comprehensive Income</b>	<b>(0)</b>	<b>2</b>
<b>Total</b>	<b>19</b>	<b>19</b>

- e) Investment details of plan assets:

To fund the obligations under the gratuity plan, Contributions are made to insurance service providers, who invests the funds as per IRDA guidelines.

- f) The defined benefit obligations shall mature after year ended March 31, 2021 as follows:

Particulars	(₹ in Million)	
	As at March 31, 2021	As at March 31, 2020
1st following year	6	7
2nd following year	5	4
3rd following year	5	5
4th following year	6	7
5th following year	6	5
Sum of year 6 to 10	41	32
Sum of year 11 and above	205	172

- g) Sensitivity analysis:

Significant actuarial assumptions for the determination of the defined benefit obligation are discount rate, expected salary increase and mortality. The sensitivity analysis below have been determined based on reasonably possible changes of the respective assumptions occurring at the end of the reporting period, while holding all other assumptions constant.

Particulars	(₹ in Million)	
	As at March 31, 2021	As at March 31, 2020
Delta effect of +1% change in the rate of Discounting	(11)	(9)
Delta effect of -1% change in the rate of Discounting	13	11
Delta effect of +1% change in the rate of salary Increase	13	11
Delta effect of -1% change in the rate of salary increase	(11)	(9)
Delta effect of +1% change in the rate of employee turnover	(0)	(0)
Delta effect of -1% change in the rate of employee turnover	0	0

The sensitivity analysis presented above may not be representative of the actual change in the defined benefit obligation as it is unlikely that the change in assumptions would occur in isolation of one another as some of the assumptions may be correlated.

Furthermore, in presenting the above sensitivity analysis, the present value of the defined benefit obligation has been calculated using "Projected Unit Credit" method at the end of the reporting period which is the same as that applied in calculating the defined benefit obligation liability recognised in Balance Sheet.

There were no change in the methods and assumptions used in preparing the sensitivity analysis from prior years.

The Group expects to make a contribution of ₹ 38 million (as at March 31, 2020: ₹ 37 million) to the defined benefit plans during the next financial year.

## NOTES FORMING PART OF THE CONSOLIDATED FINANCIAL STATEMENTS FOR THE YEAR ENDED MARCH 31, 2021 (Contd.)

h) The principal assumptions used for the purpose of actuarial valuation were as follows :

Particulars	Gratuity	
	Year ended March 31, 2021	Year ended March 31, 2020
Discount Rate	6.80% to 6.87%	6.87% to 6.89%
Expected return on plan assets	6.80% to 6.87%	6.87% to 6.89%
Annual Increase in Salary Costs	6% to 7%	6% to 7%
Rate of Employee turnover	For service 4 years and below 7% to 10% p.a. For service 5 years and above 2% to 4% p.a.	For service 4 years and below 7% to 10% p.a. For service 5 years and above 2% to 4% p.a.
Mortality Tables	Indian Assured Lives Mortality (2006-08)	

Future Salary increases are based on long term average salary rise expected taking into account inflation, seniority, promotion and other relevant factors such as supply and demand factors in the employee market. Future Separation and mortality rates are obtained from relevant data of Life Insurance Corporation of India.

### Defined Benefit Pension Scheme of Foreign Subsidiary:

The Group pays fixed contribution into a separate entity. The Group has no further obligations once the contribution has been paid. An amount of ₹ 21 million (Previous Year: ₹ 5 million) is charged to Consolidated Statement of Profit and loss under Contribution to provident and other funds in Note no. 28 "Employee Benefits Expense".

### 36. RELATED PARTY DISCLOSURES:

Name of the related parties and their relationships

Sr. No.	Description of Relationship	Name of Related Parties
a.	Joint Venture	Astral Pipes Limited
b.	Enterprises over which Key Managerial Personnel are able to exercise significant influence	Kairav Chemicals Limited Saumya Polymers LLP Astral Charitable Trust Kairamya Journeys LLP Ameya Lifestyle Astral Foundation (Section 8 Company)
c.	Key Managerial Personnel	Sandeep Engineer (Managing Director) Jagruti Engineer (Whole Time Director) Kyle Thompson (Non-Executive Director up to July 8, 2020) Hiranand Savlani (Chief Financial Officer) Krunal Bhatt (Company Secretary) K.R. Shenoy (Independent Director up to August 24, 2020) Pradip N. Desai (Independent Director up to August 24, 2020) Kaushal Nakrani (Independent Director) Anil Kumar Jani (Non-Executive Director) C. K Gopal (Independent Director) Viral Jhaveri (Independent Director) Narasinh Balgi (Independent Director) (up to January 27, 2020)
d.	Relatives of Key Managerial Personnel (KMP)	Sandeep Engineer HUF Kairav Engineer Saumya Engineer

**NOTES FORMING PART OF THE CONSOLIDATED FINANCIAL STATEMENTS FOR THE YEAR ENDED MARCH 31, 2021 (Contd.)**

2. Disclosure of transactions between the group and related parties and the status of outstanding balances as at March 31, 2021:

(₹ in Million)

Particulars	Joint Venture		Enterprises over which KMP are able to exercise significant influence		Key Management Personnel (KMP)		Relatives of Key Management Personnel		Total	
	2020-21	2019-20	2020-21	2019-20	2020-21	2019-20	2020-21	2019-20	2020-21	2019-20
<b>Part 1: Transaction during the year</b>										
Advance for Purchase of non-current investment	19	-	-	-	-	-	-	-	19	-
Advances given for purchase of Goods	6	-	-	-	-	-	-	-	6	-
Amount claimed for reimbursement of expenses	0	-	-	-	-	-	-	-	0	-
Investment in Joint Venture/Others	-	13	0	-	-	-	-	-	0	13
Sale of Goods	8	16	-	-	-	-	-	-	8	16
Purchase of Goods/Services	-	-	11	26	-	-	-	-	11	26
Interest Paid on Security Deposit given	-	-	-	0	-	-	-	-	-	0
Remuneration (Note a)	-	-	-	-	121	114	11	8	132	122
Sitting Fees Paid	-	-	-	-	3	2	-	-	3	2
Rent Paid	-	-	19	16	-	-	1	1	20	17
Expenditure on Corporate Social Responsibility	-	-	18	3	-	-	-	-	18	3
Purchase of Assets	-	-	-	-	-	22	-	-	-	22
<b>Part 2: Balance at the end of year</b>										
Advance for Purchase of non-current investment	19	-	-	-	-	-	-	-	19	-
Advance from Customer	-	0	-	-	-	-	-	-	-	0
Advances given for purchase of Goods	6	-	-	-	-	-	-	-	6	-
Receivable against Sales of Goods / Assets	0	-	-	-	-	-	-	-	0	-
Payables	-	-	1	0	25	17	0	0	26	17
Guarantee Given	123	316	-	-	-	-	-	-	123	316

## NOTES FORMING PART OF THE CONSOLIDATED FINANCIAL STATEMENTS FOR THE YEAR ENDED MARCH 31, 2021 (Contd.)

### Notes :

#### a. Compensation of key management personnel:

The remuneration of key management personnel during the year was as follows:

(₹ in Million)

Particulars	Year ended	
	March 31, 2021	March 31, 2020
Short term Benefits	121	114
Sitting fees	3	2

The remuneration of key management personnel is determined by the remuneration committee. The same is including employer contribution to provident fund and exclusive of provision for liability in respect of leave earned and gratuity, since this is based on actuarial valuation done on an overall basis for all employees.

- b. The sales to and purchases from related parties are made on terms equivalent to those that prevail in arm's length transactions.
- c. The amounts outstanding are unsecured and will be settled in cash. No expense has been recognised in the current or prior years for bad or doubtful debts in respect of amounts owned by related parties.
- d. Transactions/balances during and end of the year/previous year are stated without considering impact of fair valuation carried out as per Ind AS.

### 37. SEGMENT REPORTING

Information reported to the chief operating decision maker (CODM) for the purpose of resources allocation and assessment of segment performance focuses on the types of goods delivered. No operating segments have been aggregated in arriving at the reportable segments of the Group.

The Group has determined its business segment as "Plastic" and "Adhesives".

#### Segment revenue and results

The following is an analysis of the Group's revenue and results from operations by reportable segment.

(₹ in Million)

Segment	Segment revenue		Segment profit	
	Year Ended March 31, 2021	Year Ended March 31, 2020	Year Ended March 31, 2021	Year Ended March 31, 2020
Plastic	24,187	19,838	4,194	2,672
Adhesives	7,576	5,941	1,145	736
<b>Total</b>	<b>31,763</b>	<b>25,779</b>	<b>5,339</b>	<b>3,408</b>
Other Unallocable expenses			(59)	(58)
Finance costs			(131)	(394)
Non-operating Income			251	121
Share of loss of joint venture			(70)	(16)
<b>Profit Before tax</b>			<b>5,330</b>	<b>3,061</b>

#### Note

1. Segment revenue reported above represents, revenue generated from external customers. There were no inter segment sales in current year as well as in previous year.

#### Segment Assets and Liabilities

(₹ in Million)

Particulars	As at	
	March 31, 2021	March 31, 2020
<b>Segment Assets</b>		
Plastic	18,365	15,440
Adhesives	8,165	7,227
<b>Total Segment Assets</b>	<b>26,530</b>	<b>22,667</b>
Unallocated	198	225
<b>Total Assets</b>	<b>26,728</b>	<b>22,892</b>

## NOTES FORMING PART OF THE CONSOLIDATED FINANCIAL STATEMENTS FOR THE YEAR ENDED MARCH 31, 2021 (Contd.)

(₹ in Million)

Particulars	As at March 31, 2021	As at March 31, 2020
<b>Segment Liabilities</b>		
Plastic	5,026	4,517
Adhesives	1,351	849
<b>Total Segment Liabilities</b>	<b>6,377</b>	<b>5,366</b>
Unallocated	1,181	2,329
<b>Total Liabilities</b>	<b>7,558</b>	<b>7,695</b>

For the purpose of monitoring segment performance and allocating resources between segments:

- All assets are allocated to reportable segments other than current and deferred tax assets, unclaimed dividend, and advance given for purchase of non-current investment.
- All liabilities are allocated to reportable segments other than borrowings, unpaid dividend, and current and deferred tax liabilities.

### Geographical Information

The Group operates in two principal geographical areas – India and outside India.

The Group's revenue from continuing operations from external customers by location of operations and information about its non-current assets by location of assets are detailed below.

(₹ in Million)

Particulars	Revenue from external customers		Non-current Assets *	
	Year Ended March 31, 2021	Year Ended March 31, 2020	As at March 31, 2021	As at March 31, 2020
Within India	28,634	23,354	12,832	12,122
Outside India	3,129	2,425	1,126	1,013
<b>Total</b>	<b>31,763</b>	<b>25,779</b>	<b>13,958</b>	<b>13,135</b>

\*Non-current assets exclude those relating to financial assets, tax assets and deferred tax assets.

### 38. FINANCIAL INSTRUMENTS:

#### 1 Capital management

The Group manages its capital to ensure that the Group will be able to continue as going concern while maximising the return to stakeholders through optimisation of debt and equity balance.

The capital structure of the Group consists of net debt (borrowings as detailed in notes 17 and 20 off set by cash and bank balances) and total equity of the Group.

The Parent company's risk management committee reviews the risk capital structure of the group. As part of this review the group considers the cost of capital and the risk associated with each class of capital.

#### Gearing ratio

(₹ in Million)

Particulars	As at March 31, 2021	As at March 31, 2020
Debt (note i)	667	1,856
<b>Less : Cash and cash equivalents</b>	<b>707</b>	<b>139</b>
<b>Net debt</b>	<b>-</b>	<b>1,717</b>
Equity share capital	201	151
Other Equity	18,757	14,878
Non controlling interests	212	168
<b>Total</b>	<b>19,170</b>	<b>15,197</b>
<b>Less : Revaluation Reserve</b>	<b>12</b>	<b>12</b>
<b>Total equity excluding revaluation reserve</b>	<b>19,158</b>	<b>15,185</b>
<b>Net debt to equity ratio</b>	<b>-</b>	<b>11.31%</b>

- i Debt is defined as long-term borrowings, short-term borrowings and current maturities of long term borrowings as described in notes 17 and 20.



## NOTES FORMING PART OF THE CONSOLIDATED FINANCIAL STATEMENTS FOR THE YEAR ENDED MARCH 31, 2021 (Contd.)

### 2 Category-wise classification of financial instruments

(₹ in Million)

Particulars	As at March 31, 2021	As at March 31, 2020
<b>Financial assets</b>		
Measured at amortised cost		
a Cash and cash equivalents and other bank balances (Note 12 and 13)	4,760	1,301
b Financial assets (Note 6,7 and 11)	2,903	2,447
Measured at fair value through Profit and loss		
a Fair Value of derivative contracts (Note 7)	-	0
b Investment in Others (Note 5)	0	2
<b>Total</b>	<b>7,663</b>	<b>3,750</b>
<b>Financial liabilities</b>		
Measured at amortised cost		
a Borrowings (Note 17 and 20)	667	1,856
b Lease payments (Note 39)	135	54
c Financial liabilities (Note 19 and 20)	5,589	5,007
<b>Total</b>	<b>6,391</b>	<b>6,917</b>

The above excludes investments in subsidiary and joint venture.

In respect of financial instruments, measured at amortised cost, the fair value approximates the amortised cost.

(₹ in Million)

Particulars	Fair value	Quoted price in active market (Level 1)	Significant observable inputs (Level 2)	Significant unobservable inputs (Level 3)
	(Note 2(a))			
<b>As at March 31, 2021</b>				
<b>Financial assets measured at fair value through Profit and loss</b>				
a Investment in others (Note 5)	0	-	-	0
<b>As at March 31, 2020</b>				
<b>Financial assets measured at fair value through Profit and loss</b>				
a Fair Value of derivative contracts (Note 7)	0	-	0	0
b Investment in Mutual Funds (Note 5)	2	2	-	-

There have been no transfers amount in Level 1, Level 2 and Level 3 during the years ended March 31, 2021 and March 31, 2020.

### 3 Financial risk management objectives

The Group's financial liabilities comprise mainly of borrowings, trade payables and other financial liabilities. The Group's financial assets comprise mainly of investments, cash and cash equivalents, other balances with banks, loans, trade receivables and other financial assets.

The Group's business activities are exposed to a variety of financial risks, namely market risk (including currency risk and interest rate risk), credit risk and liquidity risk.

The Group's senior management has the overall responsibility for establishing and governing the Group's risk management framework who are responsible for developing and monitoring the Group's risk management policies. The Group's risk management policies are established to identify and analyse the risks faced by the Group, to set and monitor appropriate risk limits and controls, periodically review the changes in market conditions and reflect the changes in the policy accordingly. The key risks and mitigating actions are also placed before the Audit Committee of the Parent Company.

## NOTES FORMING PART OF THE CONSOLIDATED FINANCIAL STATEMENTS FOR THE YEAR ENDED MARCH 31, 2021 (Contd.)

### A MANAGEMENT OF MARKET RISK

The Group's size and operations result in it being exposed to the following market risks that arise from its use of financial instruments:

- currency risk;
- interest rate risk

#### i Currency risk

The Group's activities expose it primarily to the financial risk of changes in foreign currency exchange rates. The Group enters into a variety of derivative financial instruments to manage its exposure to foreign currency risk.

The carrying amounts of the Group's foreign currency dominated monetary assets and monetary liabilities at the end of the reporting period are as follows:

Particulars	(In Million)	
	As at	
	March 31, 2021	March 31, 2020
<b>Liabilities (Foreign currency)</b>		
In US Dollars (USD)	33	44
In Euro (EUR)	2	4
<b>Assets (Foreign currency)</b>		
In US Dollars (USD)	1	0
In Pound (GBP)	3	3

Particulars	(₹ in Million)	
	As at	
	March 31, 2021	March 31, 2020
<b>Liabilities (INR)</b>		
In US Dollars (USD)	2,447	3,338
In Euro (EUR)	143	373
<b>Assets (INR)</b>		
In US Dollars (USD)	45	0
In Pound (GBP)	285	322

#### Derivative instruments:

The Group uses foreign currency forward contracts and currency options to hedge its risks associated with foreign currency fluctuations relating to certain firm commitments and forecasted transactions. The use of foreign currency forward contracts is governed by the Parent Company's strategy approved by the Board of Directors, which provide principles on the use of such forward contracts consistent with the Company's Risk Management Policy. The Group does not use forward contracts and Currency Options for speculative purposes.

#### Outstanding Forward Contracts entered into by the Group :

Particulars	As at	
	March 31, 2021	March 31, 2020
<b>Payable</b>		
<b>Outstanding Forward Exchange Contracts</b>		
<b>In USD</b>		
No. of Contracts	2	2
In US Dollars - (In million)	0	1
In INR - (In million)	26	42
<b>In EURO</b>		
No. of Contracts	4	3
In EURO - (In million)	1	1
In INR - (In million)	77	43

Interest rate swaps to hedge against fluctuations in interest rate changes: As at March 31, 2021 : No. of contracts - Nil (as at March 31, 2020 : No. of contracts - Nil).

The line items in the balance sheet that includes the above hedging instruments are "other financial assets" and "other financial liabilities".

## NOTES FORMING PART OF THE CONSOLIDATED FINANCIAL STATEMENTS FOR THE YEAR ENDED MARCH 31, 2021 (Contd.)

### Foreign currency sensitivity analysis

The Group is mainly exposed to the currency : USD, EUR, GBP and AED.

The following table details, Group's sensitivity to a 5% increase and decrease in the rupee against the relevant foreign currencies. 5% is the sensitivity rate used when reporting foreign currency risk internally to key management personnel and represents management's assessment of the reasonably possible change in foreign exchange rates. This is mainly attributable to the exposure outstanding not hedged on receivables and payables in the Group at the end of the reporting period. The sensitivity analysis includes only outstanding foreign currency denominated monetary items and adjusts their translation at the period end for a 5% change in foreign currency rate. A positive number below indicates an increase in the profit and equity where the rupee strengthens 5% against the relevant currency. For a 5% weakening of the rupee against the relevant currency, there would be a comparable impact on the profit and equity, and the balances below would be negative.

### Impact on profit or loss and total equity

Particulars	₹ in Million)	
	As at March 31, 2021	As at March 31, 2020
Increase in exchange rate by 5%	(110)	(165)
Decrease in exchange rate by 5%	110	165

The Group, in accordance with its risk management policies and procedures, enters into foreign currency forward contracts to manage its exposure in foreign exchange rate variations. The counter party is generally a bank. These contracts are for a period between one day and five years. The above sensitivity dose not include the impact of foreign currency forward contracts and option contracts which largely mitigate the risk.

### ii Interest risk

Interest rate risk is the risk that the future cash flow with respect to interest payments on borrowing will fluctuate because of change in market interest rates. The group's exposure to the risk of changes in market interest rates relates primarily to the Group's long-term debt obligation with floating interest rates.

### Interest rate sensitivity

The following table demonstrates the sensitivity to a reasonably possible change in interest rates on that portion of loans and borrowings affected. With all other variables held constant, the Group's profit before tax is affected through the impact on floating rate borrowings, as follows:

Particulars	₹ in Million)	
	Increase/ decrease in basis points	Effect on profit before tax
As at March 31, 2021	100 bps	8
As at March 31, 2020	100 bps	19

The assumed movement in basis points for the interest rate sensitivity analysis is based on the currently observable market environment, showing a significantly higher volatility than in prior years.

## B MANAGEMENT OF CREDIT RISK

Credit risk refers to the risk that a counter party will default on its contractual obligation resulting in financial loss to the Group. The Group uses its own trading records to evaluate the credit worthiness of its customers. The Group's exposure are continuously monitored and the aggregate value of transactions concluded, are spread amongst approved counter parties (Refer note 11 - Trade receivable).

The Parent company is exposed to credit risk in relation to financial guarantees given to banks in respect of borrowings obtained by the joint venture. In case of joint Venture, the Parent Company's share is 50.00% and the guarantee has been given jointly and severally by all the partners of Joint Venture.

The Parent Company's maximum exposure in this respect is of ₹123 million as at March 31, 2021 and ₹316 million as at March 31, 2020 as disclosed in contingent liabilities (Refer Note 34).

## C MANAGEMENT OF LIQUIDITY RISK

Liquidity risk is the risk that the Group will face in meeting its obligations associated with its financial liabilities. The Group's approach to managing liquidity is to ensure, as far as possible, that it will have sufficient liquidity to meet its liabilities when they are due, under both normal and stressed conditions, without incurring unacceptable losses or risking damage to the Group's reputation.

## NOTES FORMING PART OF THE CONSOLIDATED FINANCIAL STATEMENTS FOR THE YEAR ENDED MARCH 31, 2021 (Contd.)

Ultimate responsibility for liquidity risk management rests with the Board of Directors, which has established an appropriate liquidity risk management framework for the management of the Group's short-term, medium-term and long-term funding and liquidity management requirements. The Group manages liquidity risk by maintaining adequate reserves, banking facilities and reserve borrowing facilities, by continuously monitoring forecast and actual cash flows, and by matching the maturity profiles of financial assets and liabilities.

The following table shows the maturity analysis of the Group's financial liabilities based on contractually agreed undiscounted cash flows along with its carrying value as at the Balance Sheet date.

(₹ in Million)					
Particulars	Carrying amount	Less than 1 year	1-5 years	More than 5 years	Total
<b>As at March 31, 2021</b>					
<b>Non-derivative financial liabilities</b>					
Borrowings (Note 17 and 20)	667	500	131	36	667
Lease payments (Note 39)	135	56	79	-	135
Financial liabilities (Note 19 and 20)	5,589	5,589	-	-	5,589
<b>Total</b>	<b>6,391</b>	<b>6,145</b>	<b>210</b>	<b>36</b>	<b>6,391</b>
<b>As at March 31, 2020</b>					
<b>Non-derivative financial liabilities</b>					
Borrowings (Note 17 and 20)	1,856	787	1,069	-	1,856
Lease payments (Note 39)	54	33	21	-	54
Financial liabilities (Note 19 and 20)	5,007	5,007	-	-	5,007
<b>Total</b>	<b>6,917</b>	<b>5,827</b>	<b>1,090</b>	<b>-</b>	<b>6,917</b>

### 39. LEASES:

#### Group as a lessee:

The Group's lease asset classes primarily consist of leases for Tangible assets. The group assesses whether a contract contains a lease, at inception of a contract. A contract is, or contains, a lease if the contract conveys the right to control the use of an identified asset for a period of time in exchange for consideration. To assess whether a contract conveys the right to control the use of an identified asset, the group assesses whether: (1) the contract involves the use of an identified asset (2) the group has substantially all of the economic benefits from use of the asset through the period of the lease and (3) the group has the right to direct the use of the asset.

The carrying amounts of right-of-use assets, lease liabilities along with their movement during the period is as below:

(₹ in Million)				
Particulars	Right Of Use Assets		Lease Liabilities	
	Tangible Assets		2020-21	2019-20
	2020-21	2019-20		
Balance at the beginning of the year	405	-	54	-
<b>Add:</b> Addition due to restatement	-	68	-	68
<b>Add:</b> Adjustment due to COVID 19	-	-	(2)	-
<b>Add:</b> Reclassified from Property, Plant and Equipment	79	333	-	-
<b>Add:</b> Additions during the year	170	78	132	25
<b>Add:</b> Effect of Foreign currency Translation on addition	(0)	-	-	-
<b>Less:</b> Deductions during the year	-	28	-	-
<b>Less:</b> Depreciation / amortisation of expenses	56	46	-	-
<b>Less:</b> Effect of Foreign currency Translation on depreciation	(0)	-	-	-
<b>Add:</b> Interest Expenses	-	-	5	6
<b>Less:</b> Payments	-	-	54	45
<b>Balance at the end of the year</b>	<b>598</b>	<b>405</b>	<b>135</b>	<b>54</b>
<b>Current</b>			<b>56</b>	<b>33</b>
<b>Non-current</b>			<b>79</b>	<b>21</b>

## NOTES FORMING PART OF THE CONSOLIDATED FINANCIAL STATEMENTS FOR THE YEAR ENDED MARCH 31, 2021 (Contd.)

### Group as a lessor:

The Group has entered into operating leases on its buildings. These leases have terms of less than 1 year. Rental income recognised by the Group during the year is ₹ 1 Million (Previous year: ₹ 1 Million).

### 40. PARTICULARS OF SUBSIDIARIES AND JOINT VENTURE CONSIDERED IN THE PREPARATION OF THE CONSOLIDATED FINANCIAL STATEMENTS:

Name of the Company	Nature of Business	% of Holding		Country of Incorporation
		As at March 31, 2021	As at March 31, 2020	
<b>Subsidiaries</b>				
Astral Biochem Private Limited	Yet to commence business	100.00%	100.00%	India
Resinova Chemie Limited	Manufacturing of adhesive solutions	97.45%	97.45%	India
Seal IT Services Limited		80.00%	80.00%	United Kingdom
<b>Subsidiary of Seal It Services Limited</b>				
Seal IT Services Inc.	Manufacturing of Silicone Tape	80.00%	80.00%	USA

Name of the Company	Nature of Business	% of Holding		Country of Incorporation
		As at December 31, 2020	As at December 31, 2019	
<b>Joint Venture*</b>				
Astral Pipes Limited, Kenya	Manufacturing of pipes and fittings	50.00%	50.00%	Kenya

\* The financial statements for the joint venture are considered as at and year ended December 31.

**Note (a):** During the year, the Holding Company along with Indian subsidiary, Resinova Chemie Limited, has invested ₹ 0.1 million in Astral Foundation whereby it acquired 10,000 equity shares of ₹ 10 each (100% of equity ownership) in Astral Foundation. Astral Foundation, Section 8 Company of the Companies Act, 2013, execute the CSR activities. The objective of the Investments is not to obtain economic benefits and these Company is also prohibited to give any right over their profits to the members, hence, in line with Ind AS 110, the Holding Company doesn't have control over the entity. Accordingly, such investments is not considered for Consolidated Financial Statement of the Group.

## NOTES FORMING PART OF THE CONSOLIDATED FINANCIAL STATEMENTS FOR THE YEAR ENDED MARCH 31, 2021 (Contd.)

### 41. ADDITIONAL INFORMATION AS REQUIRED UNDER SCHEDULE III TO THE COMPANIES ACT, 2013 FOR THE ENTERPRISES CONSOLIDATED AS SUBSIDIARIES:

#### a) As at and for the year ended March 31, 2021

Name of the entity in the Group	As at March 31, 2021		Year ended March 31, 2021					
	Net assets (Total Assets minus Total Liabilities)		Share in profit or loss		Share in Other Comprehensive Income (OCI)		Share in Total Comprehensive Income (TCI)	
	As % of consolidated net assets	Amount (₹ In million)	As % of consolidated profit or loss	Amount (₹ In million)	As % of consolidated OCI	Amount (₹ In million)	As % of consolidated TCI	Amount (₹ In million)
<b>Parent</b>								
Astral Limited	86.78%	16,451	80.08%	3,269	7.14%	2	79.59%	3,271
<b>Subsidiaries</b>								
Astral Bio Chem Private Limited	-0.05%	(10)	0.00%	0	-	-	0.00%	0
Resinova Chemie Limited	19.17%	3,635	5.27%	215	-7.14%	(2)	5.18%	213
<b>Foreign Subsidiaries</b>								
Seal It Services Limited	3.13%	594	3.99%	163	100.00%	28	4.65%	191
<b>Joint Venture</b>								
Astral Pipes Limited	-	-	-0.51%	(21)	-	-	-0.51%	(21)
<b>Non-controlling interests in all subsidiaries</b>								
	-1.12%	(212)	-	-	-	-	-	-
	<b>107.91%</b>	<b>20,458</b>	<b>88.83%</b>	<b>3,626</b>	<b>100.00%</b>	<b>28</b>	<b>88.91%</b>	<b>3,654</b>
Adjustments arising out of Consolidation	-7.91%	(1,500)	11.17%	456	0.00%	-	11.09%	456
Consolidated net assets / Profit after tax	<b>100.00%</b>	<b>18,958</b>	<b>100.00%</b>	<b>4,082</b>	<b>100.00%</b>	<b>28</b>	<b>100.00%</b>	<b>4,110</b>

## NOTES FORMING PART OF THE CONSOLIDATED FINANCIAL STATEMENTS FOR THE YEAR ENDED MARCH 31, 2021 (Contd.)

### b) As at and for the year ended March 31, 2020

Name of the entity in the Group	As at March 31, 2020		Year ended March 31, 2020					
	Net assets (Total Assets minus Total Liabilities)		Share in profit or loss		Share in Other Comprehensive Income (OCI)		Share in Total Comprehensive Income (TCI)	
	As % of consolidated net assets	Amount (₹ In million)	As % of consolidated profit or loss	Amount (₹ In million)	As % of consolidated OCI	Amount (₹ In million)	As % of consolidated TCI	Amount (₹ In million)
<b>Parent</b>								
Astral Limited	88.61%	13,317	80.45%	2,008	-66.67%	(2)	80.27%	2,006
<b>Subsidiaries</b>								
Astral Bio Chem Private Limited	-0.07%	(10)	0.00%	(0)	-	-	0.00%	(0)
Resinova Chemie Limited	22.77%	3,422	1.68%	42	0.00%	0	1.68%	42
<b>Foreign Subsidiaries</b>								
Seal It Services Limited	2.68%	403	3.13%	78	166.67%	5	3.32%	83
<b>Joint Venture</b>								
Astral Pipes Limited	-	-	-0.64%	(16)	-	-	-0.64%	(16)
<b>Non-controlling interests in all subsidiaries</b>	-1.12%	(168)	-	-	-	-	-	-
	<b>112.88%</b>	<b>16,964</b>	<b>84.62%</b>	<b>2,112</b>	<b>100.00%</b>	<b>3</b>	<b>84.63%</b>	<b>2,115</b>
Adjustments arising out of Consolidation	-12.88%	(1,935)	15.38%	384	0.00%	-	15.37%	384
Consolidated net assets / Profit after tax	<b>100.00%</b>	<b>15,029</b>	<b>100.00%</b>	<b>2,496</b>	<b>100.00%</b>	<b>3</b>	<b>100.00%</b>	<b>2,499</b>

### 42.ACQUISITION OF WATER TANK BUSINESS:

In line with the framework agreement entered by the Holding Company with M/s Shree Prabhu Petrochemicals Pvt Ltd. and other parties in November 2020, the Holding Company has purchased Property, plant, equipment, Brand (intangible asset) and Inventories of water tank business of M/s Shree Prabhu Petrochemicals Pvt Ltd. and other parties for a total consideration of approx. ₹ 436 million, which has been paid in cash. Such purchased assets (fair valued) are accounted in line with Purchase Price Allocation method as required under Ind AS 103, Business Combination.

The values of the identifiable assets purchased during the year from Shree Prabhu Petrochemicals Private Limited and other parties were:

Particulars	(₹ in Million)
<b>Non-current assets</b>	
Property, plant and equipment	406
Intangible assets	2
<b>Current assets</b>	
Inventories	28
<b>Total Assets Acquired</b>	<b>436</b>

## NOTES FORMING PART OF THE CONSOLIDATED FINANCIAL STATEMENTS FOR THE YEAR ENDED MARCH 31, 2021 (Contd.)

### 43. EVENTS AFTER THE REPORTING PERIOD

The Board of Directors of Holding Company, in its meeting held on May 18, 2021, has proposed a final dividend of ₹ 1 per equity share for the financial year ended March 31, 2021. The proposal is subject to the approval of shareholders of the Holding Company at the Annual General Meeting and if approved would result in a cash outflow of approximately ₹ 201 million of the Holding Company.

### 44. ESTIMATION UNCERTAINTY RELATING TO THE GLOBAL HEALTH PANDEMIC ON COVID-19:

The Group continues to adopt measures to curb the impact of COVID-19 pandemic in order to protect the health of its employees and ensure business continuity with minimal disruption including remote working, maintaining social distancing, sanitization of workspaces etc. The Group has considered the impact of COVID-19 pandemic on its business operations and financial results based on its review of current indicators of future economic conditions and expects that the carrying amount of the assets will be recovered. However, the impact assessment of this pandemic is a continuing process given the uncertainties associated with its nature and duration. Accordingly, the Group will continue to monitor any material changes to future economic conditions.

45. The figures for the previous year have been regrouped / reclassified wherever necessary to confirm with the current year's classification. Moreover, due to merger, figures for the previous year is not comparable with the current year to that extent.

#### For **SRBC & CO LLP**

Chartered Accountants

ICAI Firm Registration No : 324982E/E300003

#### Per **Anil Jobanputra**

Partner

Membership No : 110759

Place: Mumbai

Date : May 18, 2021

#### For and on behalf of the Board of Director of **Astral Limited**

CIN : L25200GJ1996PLC029134

#### **Sandeep P. Engineer**

Managing Director

DIN :00067112

#### **Hiranand A. Savlani**

Chief Financial Officer

Place: Ahmedabad

Date : May 18, 2021

#### **Jagruti S. Engineer**

Whole Time Director

DIN :00067276

#### **Krunal D. Bhatt**

Company Secretary



**FORM AOC-1**

Statement containing salient features of the financial statement of subsidiaries/associate companies/joint ventures

**PART – A : SUBSIDIARIES**

(₹ in Million, except as stated otherwise)

Name of Subsidiary	Astral Biochem Pvt. Ltd	Resinova Chemie Ltd.	Seal IT Services Ltd., UK	Seal IT Services Inc, USA^	Astral Foundation*
Financial Period Ended	March, 2021	March, 2021	March, 2021	March, 2021	March, 2021
Reporting currency	INR	INR	GBP	GBP	Refer Note 1 below
Exchange Rate @	-	-	100.72	100.72	
Share capital	1	3	0	-	
Reserves & surplus	(10)	3632	694	(58)	
Total assets	1	4437	1932	459	
Total Liabilities	11	802	1238	517	
Investments	-	0	55	-	
Turnover	-	4747	2414	233	
Profit before taxation	0	294	208	(1)	
Provision for taxation	0	79	(43)	-	
Profit after taxation	0	215	165	(1)	
Proposed Dividend	-	-	-	-	
% of shareholding	100	97.45	80	80	

^Seal It Services Inc. is the 100% subsidiary of Seal IT Services Limited.

\*Equity shares of Astral Foundation are subscribed by Astral Poly Technik Limited and Resinova Chemie Ltd, 75% and 25% respectively.

@ P&L Item converted at yearly average exchange rate.

**Notes:**

- Astral Foundation is incorporated under Section 8 of the Companies Act, 2013 and it is prohibited to give any right over their profits to the members. In view of restrictions on Section 8 companies, the parent Company's proportionate share in Astral Foundation has not been considered in consolidated financial statement.
- Astral Biochem Pvt. Ltd. is yet to commence operations.

**PART – B : ASSOCIATE AND JOINT VENTURE**

(₹ in Million, except as stated otherwise)

Name of Associate / Joint Venture	Astral Pipes Limited, Kenya
Latest audited Balance Sheet Date	31st December, 2020
Shares of Joint Ventures held by the company on 31st March, 2021	
No. of shares	10,00,000 Equity Shares 72,00,000 Preference Shares
Amount of investment	0
Extent of holding %	50
Description of how there is significant influence	Joint Venture
Reason why the joint venture is not consolidated	N.A.
Net-worth attributable to Shareholding as per latest audited Balance Sheet	186
Profit / (Loss) for the year	(33)
i. Considered in Consolidation (Refer note b below)	(21)
ii. Not Considered in Consolidation	(12)

**Note a:** No Associate or Joint Venture was liquidated or sold during the year.

**Note b:** Additionally provided for ₹ 49 million in profit and loss statement.

**For and on behalf of the Board of Directors**

**Sandeep P. Engineer**  
Managing Director  
DIN : 00067112

**Jagruti S. Engineer**  
Whole Time Director  
DIN : 00067276

**Place :** Ahmedabad  
**Date :** May 18, 2021

**Hiranand A. Savlani**  
Chief Financial Officer

**Krunal D. Bhatt**  
Company Secretary



**REGISTERED & CORPORATE OFFICE:**

Astral Limited  
(Formerly known as Astral Poly Technik Limited)  
CIN: L25200GJ1996PLC029134  
207/1, 'Astral House', B/h Rajpath Club,  
Off S. G. Highway, Ahmedabad - 380059, Gujarat, India.  
Ph: +91 79 6621 2000 | Fax: +91 79 6621 2121  
Website: [www.astralpipes.com](http://www.astralpipes.com) | Email: [info@astralpipes.com](mailto:info@astralpipes.com)



**ASTRAL TOLL FREE**  
**1800 233 7957**

Please get in touch with us  
between 10 a.m. and 6 p.m.

(Except for 1<sup>st</sup> and 3<sup>rd</sup> Saturday of  
the month and public Holidays)

# ASTRAL LIMITED

(Formerly known as Astral Poly Technik Limited)

CIN : L25200GJ1996PLC029134

Registered Office: "ASTRAL HOUSE" 207/1, B/h Rajpath Club, Off. S.G. Highway, Ahmedabad-380 059, Gujarat, India.

Tel No.: 079-66212000 Fax No.: 079-66212121

E-Mail: [co@astralpipes.com](mailto:co@astralpipes.com) Website: [www.astralpipes.com](http://www.astralpipes.com)

## NOTICE

NOTICE is hereby given that the 25<sup>th</sup> Annual General Meeting of the Members of Astral Limited will be held on Tuesday, August 31, 2021 at 11:00 a.m. through video conferencing ("VC")/Other Audio Visual Means (OAVM) to transact the following businesses:

### ORDINARY BUSINESS:

1. To receive, consider and adopt, the Audited Financial Statements (Including Consolidated Financial Statements) of the Company for the financial year ended March 31, 2021, together with the reports of Directors and Auditors thereon.
2. To confirm Interim Dividend declared by the Board of Directors and to declare Final Dividend on equity shares for the financial year ended on March 31, 2021.
3. To consider re-appointment of Mrs. Jagruti Engineer (DIN: 00067276), who retires by rotation and being eligible, offers herself for re-appointment.

### SPECIAL BUSINESS:

4. To consider and if thought fit, to pass with or without modification, the following resolution as an **Ordinary Resolution**:  
**"RESOLVED THAT** in accordance with the provisions of Section 196, 197, 203 and other applicable provisions, if any of the Companies Act, 2013 ("the Act") as amended from time to time read with Schedule V of the Act, and pursuant to the Companies (Appointment and Remuneration of Managerial Personnel) Rules, 2014 (including any statutory modification(s) or re-enactment thereof for the time being in force) and the applicable provisions of SEBI (Listing Obligations and Disclosure Requirements) Regulations 2015, Mr. Girish Joshi (DIN: 09222943), who was appointed by the Board of Directors as an Additional Director of the Company with effect from July 1, 2021 and who holds office up to the date of this Annual General Meeting of the Company in terms of Section 161 of the Companies Act, 2013 and rules framed thereunder and being eligible, and in respect of whom the Company has received a notice in writing under Section 160 of the Act from a member proposing his candidature for the office of Director,

be and is hereby appointed as a Whole Time Director of the Company for a term of 4 years and 9 months commencing w.e.f. July 1, 2021 to March 31, 2026, on the terms and conditions as stipulated hereunder and he shall be liable to retire by rotation.

1. Remuneration: Upto ₹ 50,00,000/- (Rupees Fifty Lakhs Only) per annum, including all allowances, perquisites and benefits that he is entitled to in accordance with the Company's Rules and Regulations in force from time to time.
2. The Company shall reimburse to the Whole-time Director all the actual expenses incurred wholly, necessarily and exclusively for and on behalf of the Company and / or incurred in performance of the duties of the Company.
3. Board of Directors is entitled to make changes within the overall amount fixed by the members.

**RESOLVED FURTHER THAT** the Board of Directors of the Company be and is hereby authorised to do all acts and take all such steps as may be necessary, proper or expedient to give effect to this resolution."

5. To consider and if thought fit, to pass with or without modification, the following resolution as an **Ordinary Resolution**:

**"RESOLVED THAT** pursuant to the provisions of Section 188(1)(f) read with Companies (Meetings of Board and its Powers) Rules 2014 and other applicable provisions, if any, of the Companies Act, 2013 including statutory modification/s or re-enactment/s thereof for the time being in force, the consent of the members be and is hereby accorded to the Board of Directors to approve and pay remuneration to Mr. Kairav Engineer, Vice President (Business Development) maximum up to ₹ 1,50,00,000/- (Rupees One Crore Fifty Lacs Only) per annum (including all allowances, perquisites and benefits that he is entitled to in accordance with the Company's rules and regulations in force), effective from April 1, 2021"

**RESOLVED FURTHER THAT** the Board of Directors of the Company be and is hereby authorised to do all acts and take all such steps as may be necessary, proper or expedient to give effect to this resolution."

6. To consider and if thought fit, to pass with or without modification, the following resolution as an **Ordinary Resolution**:

**“RESOLVED THAT** pursuant to the provisions of Section 188(1)(f) read with Companies (Meetings of Board and its Powers) Rules 2014 and other applicable provisions, if any, of the Companies Act, 2013 including statutory modification/s or re-enactment/s thereof for the time being in force, the consent of the members be and is hereby accorded to the Board of Directors to approve and pay remuneration to Mr. Saumya Engineer, Vice President (Business Development) maximum up to ₹ 1,50,00,000/- (Rupees One Crore Fifty Lacs Only) per annum (including all allowances, perquisites and benefits that he is entitled to in accordance with the Company’s rules and regulations in force), effective from April 1, 2021”

**RESOLVED FURTHER THAT** the Board of Directors of the Company be and is hereby authorised to do all acts and take all such steps as may be necessary, proper or expedient to give effect to this resolution.”

7. To consider and if thought fit, to pass with or without modification, the following resolution as an **Ordinary Resolution**:

**“RESOLVED THAT** pursuant to the provisions of Section 148 and other applicable provisions, if any, of the Companies Act, 2013 and the Companies (Audit and Auditors) Rules, 2014 (including any statutory modification(s) or re-enactment(s) thereof, for the time being in force), M/s. V. H. Savaliya & Associates, Cost Accountants (FRN: 100346), appointed as the Cost Auditors by the Board of Directors of the Company, to conduct the audit of the cost records of the Company for the financial year ending March 31, 2022, be paid the remuneration as set out in the statement annexed to the Notice convening this Meeting.

**RESOLVED FURTHER THAT** the Board of Directors of the Company be and is hereby authorised to do all acts and take all such steps as may be necessary, proper or expedient to give effect to this resolution.”

**By Order of the Board of Directors**  
Sd/-  
**Krunal Bhatt**  
Company Secretary

**Regd. Office:**

**“ASTRAL HOUSE”,** 207/1, B/h Rajpath Club,  
Off. S.G. Highway, Ahmedabad – 380059  
CIN : L25200GJ1996PLC029134

**Place:** Ahmedabad

**Date :** July 1, 2021.

**NOTES:**

1. In view of the continuing COVID-19 pandemic, the Ministry of Corporate Affairs has vide its circular no. 14/2020 dated April 08, 2020, circular no. 17/2020 dated April 13, 2020, circular no. 20/2020 dated May 05, 2020 and circular no. 02/2021 dated January 13, 2021, and Securities and Exchange Board of India (SEBI) vide its circular no. SEBI/HO/CFD/CMD1/CIR/P/2021/11 dated January 15, 2021 (hereinafter collectively to be referred as the “circulars”) allowed conducting Annual General Meeting through Video Conferencing (VC) or Other Audio Visual Means (OAVM) and dispensed the personal presence of the members at the meeting prescribing the procedures and manner of conducting the Annual General Meeting through VC/OVAM. In terms of the said circulars, the 25<sup>th</sup> Annual General Meeting (AGM) of the members will be held through VC/OAVM. Hence, members can attend and participate in the AGM through VC/OAVM only. The detailed procedure for participation in the meeting through VC/OAVM is as per note no. 20 and available at the Company’s website [www.astralpipes.com](http://www.astralpipes.com).
2. The helpline number regarding any query / assistance for participation in the AGM through VC/OAVM is 022-23058542.
3. In line with the aforesaid Ministry of Corporate Affairs (MCA) Circulars the Notice of AGM along with Annual Report 2020-21 is being sent only through electronic mode to those Members whose email addresses are registered with the Company/ Depositories. Member may note that Notice and Annual Report 2020-21 has been uploaded on the website of the Company at [www.astralpipes.com](http://www.astralpipes.com). The Notice can also be accessed from the websites of the Stock Exchanges i.e. BSE Limited and National Stock Exchange of India Limited at [www.bseindia.com](http://www.bseindia.com) and [www.nseindia.com](http://www.nseindia.com) respectively and the AGM Notice is also available on the website of CDSL (agency for providing the Remote e-Voting facility) i.e. [www.evotingindia.com](http://www.evotingindia.com).
4. Pursuant to the aforesaid MCA circulars, the facility to appoint proxy to attend and cast vote for the members is not available for this AGM and hence the Proxy Form and Attendance Slip are not annexed to this Notice. However, the Body Corporates are entitled to appoint authorised representatives to attend the AGM through VC/OAVM and participate thereat and cast their votes through e-voting.
5. Information regarding appointment/re-appointment of Directors and Explanatory Statement in respect of special businesses to be transacted pursuant to Section

102 of the Companies Act, 2013 and/or Regulation 36(3) of the SEBI (Listing Obligations and Disclosure Requirements) Regulations, 2015 is annexed hereto.

6. The attendance of the Members attending the AGM through VC/OAVM will be counted for the purpose of reckoning the quorum under Section 103 of the Companies Act, 2013.
7. Pursuant to the provisions of the Companies Act, the dividend which remains unclaimed/unpaid for a period of seven years from the date of transfer to the unclaimed/ unpaid dividend account is required to be transferred to the Investor Education and Protection Fund (IEPF) of the Central Government. Accordingly, the unclaimed dividend in respect of financial year 2013-14 (Final) & 2014-15 (Interim) is due for transfer in September, 2021 and November 2021. The members, who have not encashed the above referred unclaimed/ unpaid dividend, may please approach the Company and/or R&T Agent for payment of such unpaid dividend. Shareholders may please note that no claim of dividend will be entertained after the transfer of unclaimed dividend to the Investor Education & Protection Fund (IEPF).

The detailed dividend history along with due dates of transfer to IEPF and details unclaimed dividend are available on Investor Relation page on the website on the Company.

8. The Company has fixed Tuesday, August 24, 2021 as the 'Record Date' for determining entitlement of members to receive Final Dividend for the financial year 2020-21, if approved at the AGM.

Those members whose names are recorded in the Register of Members or in the Register of Beneficial Owners maintained by the Depositories as on the Record Date shall be entitled for the dividend which will be paid on or after September 6, 2021, subject to applicable TDS.

The Register of members and share transfer books of the Company will remain closed from Wednesday, August 25, 2021 to Tuesday, August 31, 2021 (both days inclusive) for the purpose of Annual General Meeting.

9. Pursuant to the Finance Act, 2020, dividend income is taxable in the hands of shareholders w.e.f. April 1, 2020 and the Company is required to deduct tax at source from dividend payable to shareholders at the prescribed rates. For the prescribed rates for various categories, please refer to the Finance Act, 2020 and the amendments thereof. The shareholders are requested to update their PAN with the Depository Participant (if shares are held in electronic form) and Company/Registrar & Transfer Agent ("R & T Agent") (if shares are held in physical form).

A resident individual shareholder with PAN and who is not liable to pay income tax can submit a yearly declaration in Form No. 15G / 15H, to avail the benefit of non-deduction of tax at source by e-mail to [investor@bigshareonline.com](mailto:investor@bigshareonline.com) or [tds@bigshareonline.com](mailto:tds@bigshareonline.com) and [dividend@astralpipes.com](mailto:dividend@astralpipes.com). by August 24, 2021. Shareholders are requested to note that in case their PAN is not registered, the tax will be deducted at higher rate.

Non-resident shareholders [including Foreign Institutional Investors (FIIs) / Foreign Portfolio Investors (FPIs)] can avail beneficial rates under tax treaty between India and their country of tax residence, subject to providing necessary documents i.e. No Permanent Establishment and Beneficial Ownership Declaration, Tax Residency Certificate, Form 10F, any other document which may be required to avail the tax treaty benefits. For this purpose the shareholder may submit the above documents (PDF / JPG Format) by e-mail to [investor@bigshareonline.com](mailto:investor@bigshareonline.com) or [tds@bigshareonline.com](mailto:tds@bigshareonline.com) and [dividend@astralpipes.com](mailto:dividend@astralpipes.com). The aforesaid declarations and documents need to be submitted by the shareholders by August 24, 2021.

A separate detailed communication to the shareholders is being sent by the company in this regard.

10. Shareholders seeking any information with regard to accounts are requested to write to the Company atleast 7 days before the meeting so as to enable the management to keep the information ready.
11. Members holding the shares in physical mode are requested to notify immediately the change of their address and bank particulars to the R & T Agent of the Company. In case shares held in dematerialized form, the information regarding change of address and bank particulars should be given to their respective Depository Participant.
12. In terms of Section 72 of the Companies Act, 2013, nomination facility is available to individual shareholders holding shares in the physical mode. The shareholders who are desirous of availing this facility, may kindly write to Company's R & T Agent for nomination form by quoting their folio number.
13. The Register of Directors' and Key Managerial Personnel and their shareholding maintained under Section 170 of the Companies Act, 2013, the Register of contracts or arrangements in which the Directors are interested under Section 189 of the Companies Act, 2013 and all other documents referred to in the Notice will be available for inspection in electronic mode.

14. The Members can join the AGM through the VC/OAVM mode 15 minutes before and after the scheduled time of the commencement of the Meeting by following the procedure mentioned in the Notice. The facility of participation at the AGM through VC/OAVM will be made available for 1,000 members on first come first served basis. This will not include large Shareholders (Shareholders holding 2% or more shareholding), Promoters, Institutional Investors, Directors, Key Managerial Personnel, the Chairpersons of the Audit Committee, Nomination and Remuneration Committee and Stakeholders Relationship Committee, Auditors etc. who are allowed to attend the AGM without restriction on account of first come first served basis.
15. Process and manner for members opting for voting through Electronic means:
- Pursuant to the provisions of Section 108 of the Companies Act, 2013 read with Rule 20 of the Companies (Management and Administration) Rules, 2014 (as amended) and Regulation 44 of SEBI (Listing Obligations & Disclosure Requirements) Regulations 2015 (as amended), and the Circulars issued by the Ministry of Corporate Affairs dated April 08, 2020, April 13, 2020, May 05, 2020 and January 13, 2021, the Company is providing facility of remote e-voting to its Members in respect of the business to be transacted at the AGM. For this purpose, the Company has entered into an agreement with Central Depository Services (India) Limited (CDSL) as the Authorised e-voting agency for facilitating voting through electronic means. The facility of casting votes by a member using remote e-voting as well as e-voting system on the date of the AGM will be provided by CDSL.
  - Members whose names are recorded in the Register of Members or in the Register of Beneficial Owners maintained by the Depositories as on the Cut-off date i.e. Tuesday, August 24, 2021, shall be entitled to avail the facility of remote e-voting as well as e-voting system on the date of the AGM. Any recipient of the Notice, who has no voting rights as on the Cut-off date, shall treat this Notice as intimation only.
  - A person who has acquired the shares and has become a member of the Company after the dispatch of the Notice of the AGM and prior to the Cut-off date i.e. Tuesday, August 24, 2021, shall be entitled to exercise his/hervote either electronically i.e. remote e-voting or e-voting system on the date of the AGM by following the procedure mentioned in this part.
  - The remote e-voting will commence on Friday, August 27, 2021 at 9.00 a.m. and will end on Monday, August 30, 2021 at 5.00 p.m. During this period, the members of the Company holding shares either in physical mode or in demat mode as on the Cut-off date i.e. Tuesday, August 24, 2021 may cast their vote electronically. The members will not be able to cast their vote electronically beyond the date and time mentioned above and the remote e-voting module shall be disabled for voting by CDSL thereafter.
- Once the vote on a resolution is cast by the member, he/she shall not be allowed to change it subsequently or cast the vote again.
  - The voting rights of the members shall be in proportion to their share in the paid up equity share capital of the Company as on the Cut-off date i.e. Tuesday, August 24, 2021.
  - The Company has appointed CS Monica Kanuga, Practicing Company Secretary (Membership No. FCS: 3868; CP No: 2125, to act as the Scrutinizer for conducting the remote e-voting process as well as the e-voting system on the date of the AGM, in a fair and transparent manner.
16. Process for those members whose email ids are not registered:
- For members holding shares in Physical mode - please provide necessary details like Folio No., Name of shareholder by email to [co@astralpipes.com](mailto:co@astralpipes.com).
  - Members holding shares in Demat mode can get their E-mail ID and mobile number registered by contacting their respective Depository Participant.
17. **SHAREHOLDERS INSTRUCTIONS FOR E-VOTING:**
- The voting period begins on Friday, August 27, 2021 (9:00 a.m.) and ends on Monday, August 30, 2021 (5:00 p.m.). During this period shareholders' of the Company, holding shares either in physical form or in dematerialized form, as on the cut-off date i.e. Tuesday, August 24, 2021 may cast their vote electronically. The e-voting module shall be disabled by CDSL for voting thereafter.
  - Shareholders who have already voted prior to the meeting date would not be entitled to vote at the meeting.
  - Pursuant to SEBI Circular No. SEBI/HO/CFD/CMD/CIR/P/2020/242 dated December 9, 2020, under Regulation 44 of SEBI Listing Regulations, 2015, listed entities are required to provide remote e-voting facility to its shareholders, in respect of all shareholders' resolutions. However, it has been observed that the participation by the public non-institutional shareholders/retail shareholders is at a negligible level.
- Currently, there are multiple e-voting service providers (ESPs) providing e-voting facility to listed entities in India. This necessitates registration on various ESPs and maintenance of multiple user IDs and passwords by the shareholders.

In order to increase the efficiency of the voting process, pursuant to a public consultation, it has been decided to enable e-voting to all the demat account holders, by way of a single login credential, through their demat accounts / websites of Depositories/ Depository Participants. Demat account holders would be able to cast their vote without having to register again with the ESPs, thereby, not only facilitating seamless authentication but also enhancing ease and convenience of participating in e-voting process.

(iv) In terms of SEBI circular no. SEBI/HO/CFD/ CMD/ CIR/P/2020/242 dated December 9, 2020 on e-Voting facility provided by Listed Companies, Individual shareholders holding securities in demat mode are allowed to vote through their demat account maintained with Depositories and Depository Participants. Shareholders are advised to update their mobile number and email-id in their demat accounts in order to access e-Voting facility.

Pursuant to aforesaid SEBI Circular dated December 9, 2020, login method for e-Voting and joining virtual meetings for individual shareholders holding securities in Demat mode, is given below:

Type of shareholders	Login Method
Individual Shareholders holding securities in Demat mode with CDSL	<ol style="list-style-type: none"> <li>1) Users who have opted for CDSL's Easi / Easiest facility, can login through their existing user id and password. Option will be made available to reach e-Voting page without any further authentication. The URLs for users to login to Easi / Easiest are <a href="https://web.cdslindia.com/myeasi/home/login">https://web.cdslindia.com/myeasi/home/login</a> or <a href="http://www.cdslindia.com">www.cdslindia.com</a> and click on Login icon and select New System Myeasi.</li> <li>2) After successful login the Easi / Easiest user will be able to see the e-Voting Menu. On clicking the e-voting menu, the user will be able to see his/her holdings along with links of the respective e-Voting service provider i.e. CDSL/ NSDL/ KARVY/ LINK INTIME as per information provided by Issuer / Company. Additionally, we are providing links to e-Voting Service Providers, so that the user can visit the e-Voting service providers' site directly.</li> <li>3) If the user is not registered for Easi/Easiest, option to register is available at <a href="https://web.cdslindia.com/myasi/Registration/EasiRegistration">https://web.cdslindia.com/myasi/Registration/EasiRegistration</a></li> <li>4) Alternatively, the user can directly access e-Voting page by providing Demat Account Number and PAN No. from a link <a href="http://www.cdslindia.com">www.cdslindia.com</a> home page. The system will authenticate the user by sending OTP on registered Mobile &amp; Email as recorded in the Demat Account. After successful authentication, user will be provided links for the respective ESP where the e-Voting is in progress during or before the AGM.</li> </ol>
Individual Shareholders holding securities in demat mode with NSDL	<ol style="list-style-type: none"> <li>1) If you are already registered for NSDL IDeAS facility, please visit the e-Services website of NSDL. Open web browser by typing the following URL: <a href="https://eservices.nsd.com">https://eservices.nsd.com</a> either on a Personal Computer or on a mobile. Once the home page of e-Services is launched, click on the "Beneficial Owner" icon under "Login" which is available under 'IDeAS' section. A new screen will open. You will have to enter your User ID and Password. After successful authentication, you will be able to see e-Voting services. Click on "Access to e-Voting" under e-Voting services and you will be able to see e-Voting page. Click on company name or e-Voting service provider name and you will be re-directed to e-Voting service provider website for casting your vote during the remote e-Voting period or joining virtual meeting &amp; voting during the meeting.</li> <li>2) If the user is not registered for IDeAS e-Services, option to register is available at <a href="https://eservices.nsd.com">https://eservices.nsd.com</a>. Select "Register Online for IDeAS Portal" or click at <a href="https://eservices.nsd.com/SecureWeb/IdeasDirectReg.jsp">https://eservices.nsd.com/SecureWeb/IdeasDirectReg.jsp</a></li> <li>3) Visit the e-Voting website of NSDL. Open web browser by typing the following URL: <a href="https://www.evoting.nsd.com/">https://www.evoting.nsd.com/</a> either on a Personal Computer or on a mobile. Once the home page of e-Voting system is launched, click on the icon "Login" which is available under 'Shareholder/Member' section. A new screen will open. You will have to enter your User ID (i.e. your sixteen digit demat account number hold with NSDL), Password/OTP and a Verification Code as shown on the screen. After successful authentication, you will be redirected to NSDL Depository site wherein you can see e-Voting page. Click on company name or e-Voting service provider name and you will be redirected to e-Voting service provider website for casting your vote during the remote e-Voting period or joining virtual meeting &amp; voting during the meeting.</li> </ol>
Individual Shareholders (holding securities in demat mode) login through their Depository Participants	You can also login using the login credentials of your demat account through your Depository Participant registered with NSDL/CDSL for e-Voting facility. After successful login, you will be able to see e-Voting option. Once you click on e-Voting option, you will be redirected to NSDL/ CDSL Depository site after successful authentication, wherein you can see e-Voting feature. Click on company name or e-Voting service provider name and you will be redirected to e-Voting service provider's website for casting your vote during the remote e-Voting period or joining virtual meeting & voting during the meeting.



Important note: Members who are unable to retrieve User ID/ Password are advised to use Forget User ID and Forget Password option available at abovementioned website.

Helpdesk for Individual Shareholders holding securities in demat mode for any technical issues related to login through Depository i.e. CDSL and NSDL.

Login type	Helpdesk details
Individual Shareholders holding securities in Demat mode with CDSL	Members facing any technical issue in login can contact CDSL helpdesk by sending a request at <a href="mailto:helpdesk.evoting@cdslindia.com">helpdesk.evoting@cdslindia.com</a> or contact at 022-23058738 and 022-23058542-43.
Individual Shareholders holding securities in Demat mode with NSDL	Members facing any technical issue in login can contact NSDL helpdesk by sending a request at <a href="mailto:evoting@nsdl.co.in">evoting@nsdl.co.in</a> or call at toll free no.: 1800 1020 990 and 1800 22 44 30

- (v) Login method for e-Voting and joining virtual meeting for shareholders other than individual shareholders holding securities in demat mode and shareholders holding securities in physical mode:
- The shareholders should log on to the e-voting website [www.evotingindia.com](http://www.evotingindia.com).
  - Click on Shareholders.
  - Now Enter your User ID:
    - For CDSL: 16 digits beneficiary ID,
    - For NSDL: 8 Character DP ID followed by 8 Digits Client ID,
  - If you are a first time user follow the steps given below:
    - Members holding shares in Physical Form should enter Folio Number registered with the Company.
    - Next enter the Image Verification as displayed and Click on Login.
    - If you are holding shares in demat form and had logged on to [www.evotingindia.com](http://www.evotingindia.com) and voted on an earlier voting of any company, then your existing password is to be used.

#### For Members holding shares in Demat Form and Physical Form

PAN	Enter your 10 digit alpha-numeric PAN issued by Income Tax Department (Applicable for both demat shareholders as well as physical shareholders) <ul style="list-style-type: none"> <li>Members who have not updated their PAN with the Company/Depository Participant are requested to use the sequence number which is printed on Postal Ballot / Attendance Slip indicated in the PAN field.</li> </ul>
Dividend Bank Details OR Date of Birth	Enter the Dividend Bank details or Date of Birth (in dd/mm/yyyy format) as recorded in your demat account or in the company records in order to login. <ul style="list-style-type: none"> <li>If both the details are not recorded with the depository or company please enter the member id/folio number in the Dividend Bank details fields as mentioned in instruction (v)</li> </ul>

- (vi) After entering these details appropriately, click on "SUBMIT" tab.
- (vii) Members holding shares in physical form will then directly reach the Company selection screen. However, members holding shares in demat form will now reach 'Password Creation' menu wherein they are required to mandatorily enter their login password in the new password field. Kindly note that this password is to be also used by the demat holders for voting for resolutions of any other company on which they are eligible to vote, provided that company opts for e-voting through CDSL platform. It is strongly recommended not to share your password with any other person and take utmost care to keep your password confidential.
- (viii) For Members holding shares in physical form, the details can be used only for e-voting on the resolutions contained in this Notice.
- (ix) Click on the EVSN of Astral Limited.
- (x) On the voting page, you will see "RESOLUTION DESCRIPTION" and against the same the option "YES/NO" for voting. Select the option YES or NO as desired. The option YES implies that you assent to the Resolution and option NO implies that you dissent to the Resolution.







for ratification of remuneration payable to the Cost Auditors for the financial year ending on March 31, 2022.

None of the Directors, Key Managerial Personnel or their relatives, is, in any way, concerned or interested in the resolution except in their capacity as shareholders.

**By Order of the Board of Directors**

Sd/-

**Krunal Bhatt**

Company Secretary

**Regd. Office:**

“ASTRAL HOUSE”, 207/1, B/h Rajpath Club,

Off. S.G. Highway, Ahmedabad – 380059

CIN: L25200GJ1996PLC029134

**Place:** Ahmedabad

**Date:** July 1, 2021.

## ANNEXURE TO NOTICE

### Details of Directors seeking re-appointment/appointment:

Name	Mrs. Jagruti Engineer	Mr. Girish Joshi
Age	54	60
Qualification	Bachelor of Arts (B.A.)	B.com., LL.B.
Brief Resume/ Experience & Expertise in specific functional areas	Mrs. Jagruti Engineer, is the Promoter Director of the Company since incorporation. She has been managing the Administration, Human Resource and Corporate Social Responsibility Departments of the Company and has contributed significantly towards the growth of the Company and her services are indispensable.	Mr. Girish Joshi, has been working with the Company since January 2014. He is commerce & law graduate. Prior to joining the Company, he was associated with group companies in different positions since 1995. He has more than 35 years of experience in the field of accounts, taxation, legal, administration and liaison.
Remuneration last drawn	₹ 8,40,000/- per month.	Not Applicable - being the first appointment as Whole-time Director.
Remuneration proposed to be paid	As approved by members in 24 <sup>th</sup> AGM held on August 21, 2020.	As per the resolution set out in Item No. 4 of the Notice convening this Meeting read with explanatory statement thereto.
Date of first appointment on the Board	March 25, 1996.	July 1, 2021.
Relationship with other Directors/ KMPs	Wife of Mr. Sandeep P. Engineer, Chairman & Managing Director of the Company.	None
No. of meetings of the Board of Directors attended during the year (FY 2020-21)	6	NA
Directorships on other Boards as on March 31, 2021	1. Astral Foundation; 2. Seal IT Services Ltd., UK; 3. Seal IT Services Inc., USA.	Nil
Membership/Chairmanship of Committees of other Boards as on March 31, 2021	Nil	NA
Shareholding in the Company as on June 30, 2021.	1,52,39,016	29