

13th November, 2024

BSE Limited
Department of Corporate Services (DCS-Listing)
Phiroze Jeejeebhoy Towers
Dalal Street
Mumbai – 400 001

Company Code: 509472

Dear Sirs,

Sub: **Unaudited Financial Results (Standalone and Consolidated) for the quarter and half year ended 30th September, 2024**

Ref: **Disclosure under Regulation 30 of SEBI (Listing Obligations and Disclosure Requirements) Regulations, 2015**

We wish to inform you that the Board of Directors of the Company at their meeting held today, which started at 3:30p.m. and concluded at 4.40p.m., have approved the **Unaudited Financial Results (Standalone and Consolidated)** of the Company for the quarter and half year ended 30th September, 2024. The Unaudited Financial Results (Standalone and Consolidated) together with the Limited Review Report of the Statutory Auditors on the aforesaid results are attached.

Kindly take the above information on record.

Thanking You,
For Cravatex Limited,




Sudhanshu Namdeo
Company Secretary and
Compliance Officer

Encl: a.a.

(Rupees in Lacs)							
(A) Statement of unaudited standalone Financial Results for the quarter & six months ended on September 30,2024.							
SN	Particulars	Quarter Ended			Six Months Ended		Year Ended
		30.09.2024	30.06.2024	30.09.2023	30.09.2024	30.09.2023	31.03.2024
		(Unaudited)	(Unaudited)	(Unaudited)	(Unaudited)	(Unaudited)	(Audited)
I	Revenue from Operations	225.83	-	91.57	225.83	91.57	187.11
II	Other Income	345.64	123.53	126.66	469.17	371.57	738.98
III	TOTAL INCOME (I +II)	571.47	123.53	218.23	695.00	463.14	926.09
IV	EXPENSES						
	Purchase of Stock-in-Trade	223.63	-	87.21	223.63	87.21	178.07
	Employee Benefits Expense	35.23	35.18	33.10	70.41	66.14	130.40
	Finance Costs	10.67	10.57	7.72	21.24	15.43	39.62
	Depreciation and Amortisation Expense	26.25	26.25	36.30	52.50	67.30	133.99
	Other Expenses	28.12	19.43	32.40	47.55	53.67	108.61
	TOTAL EXPENSES (IV)	323.90	91.43	196.73	415.33	289.75	590.69
V	Profit/(Loss) before Exceptional Items and Tax (III)-(IV)	247.57	32.10	21.50	279.67	173.39	335.40
VI	Exceptional Items (Note Number-5)	-	-	-	-	-	-
VII	Profit/(Loss) before Tax Expenses (V- VI)	247.57	32.10	21.50	279.67	173.39	335.40
VIII	Tax Expenses:						
	Current Tax	35.11	-	(19.68)	35.11	6.31	13.39
	Deferred Tax	2.15	3.09	(52.79)	5.24	(24.55)	(11.61)
	Short/ (Excess) provision of the earlier period	(0.20)	-	-	(0.20)	-	(20.19)
	Total Tax Expense	37.06	3.09	(72.47)	40.15	(18.24)	(18.41)
IX	Profit/(Loss) for the period (VII- VIII)	210.51	29.01	93.97	239.52	191.63	353.81
X	Other Comprehensive Income for the year	-	-	-	-	-	3.64
XI	Total Comprehensive Income for the year (IX +X)	210.51	29.01	93.97	239.52	191.63	357.45
XII	Earnings Per Equity Share (Face Value Rs. 10 each)						
	Basic	8.15	1.12	3.64	9.27	7.42	13.69
	Diluted	8.15	1.12	3.64	9.27	7.42	13.69

Notes:

- The above financial results have been reviewed by the Audit Committee and approved by the Board of Directors in their meeting held on November 13, 2024.
- This statement has been prepared in accordance with the Companies (Indian Accounting Standards) Rules 2015 (Ind AS) prescribed under Section 133 of the Companies Act, 2013 and other recognised accounting practices and policies to the extent applicable.
- The Statutory Auditors have carried out a limited review of the Standalone Results for the Quarter ended on September 30, 2024.
- The Company operates only in one primary business segment.
- Previous year/ periods figures have been re-grouped/ re-classified wherever necessary.


Rajasekhari



<i>Rupees in Lacs</i>		
(A) Part-II: Statement of unaudited standalone Assets & Liabilities as at September 30,2024		
PARTICULARS	As at 30.09.2024	As at 31.03.2024
	(Unaudited)	(Audited)
ASSETS		
1)Non-current Assets		
a)Property, Plant and Equipment	66.88	78.47
b)Investment PProperty	468.83	478.13
c)Right of use asset	243.95	275.08
d)Other Intangible Assets	10.28	10.58
e)Financial Assets		
(i) Investments	41.85	41.85
(ii) Loans	32.23	32.65
f)Deferred tax asset (Net)	45.15	50.39
g)Other non-current assets	13.50	13.50
	922.67	980.65
2)Current Assets		
a)Financial Assets		
(i) Investments	974.18	808.94
(ii) Trade receivables	92.17	2.02
(iii)Cash and cash equivalents	19.00	83.57
(iv) Bank balances other than (iii) above	249.02	240.78
(v)Others	22.59	6.75
b)Current Tax assets (Net)	81.49	110.27
c)Other current assets	12.51	9.17
	1,450.96	1,261.50
TOTAL	2,373.63	2,242.15
EQUITY AND LIABILITIES		
EQUITY		
a) Equity Share capital	258.42	258.42
b) other Equity	1,648.66	1,486.66
	1,907.08	1,745.08
LIABILITIES		
(1) Non-current Liabilities		
a)Financial Liabilities		
i)Others	273.89	300.00
b)Other Non-Current Liabilities	20.09	24.10
c)Provisions	5.32	5.31
	299.30	329.41
(2) Current Liabilities		
a)Financial Liabilities		
i) Trade payables	8.05	14.86
ii) Others	138.59	131.86
b)Other Current Liabilities	17.38	17.71
c)Provisions	3.23	3.23
	167.25	167.66
TOTAL	2,373.63	2,242.15

Kajee Sahu



<i>Rupees in Lacs</i>		
(A) Part-III: Statement of unaudited standalone Cash Flow for the six months ended on September 30, 2024		
Particulars	For the six months ended on September 30, 2024	For the year ended on March 31, 2024
	(Unaudited)	(Audited)
A Cash flow from operating activities		
Net profit before tax	279.67	335.40
Adjustments for:		
Depreciation	52.50	133.99
Interest income	(42.50)	(103.82)
License fees	(180.00)	(359.99)
Gain on Sale of Investments	(4.04)	(1.25)
Obsolete Assets Written off	-	2.52
Loss on debts/SD measured at fair value	21.24	39.62
Gain on sale of Assets	-	(1.15)
Actual Rent paid	(38.45)	(90.16)
Balances written off	-	0.01
Dividend Income	(221.90)	(230.63)
Operating profit before working capital changes	(133.48)	(275.46)
Adjustments for:		
(Increase)/Decrease in Trade Receivables	(90.15)	9.61
(Increase)/Decrease in Loans & Advances	0.42	212.31
(Increase)/Decrease in Other Assets	(19.18)	7.70
Increase/(Decrease) in Trade Payable	(6.81)	4.23
Increase/(Decrease) in Other Liabilities	(6.50)	(166.89)
Increase/(Decrease) in Provisions	-	2.03
Cash generated from operations	(255.70)	(206.47)
Direct taxes Refund/(paid)	(6.13)	(39.39)
Net cash from operating activities	(261.83)	(245.86)
B Cash flow from investing activities		
Purchase of Fixed Assets (Net of Sale)	(0.17)	(82.87)
Purchase of Investments (Net of Sale)	(165.24)	(346.62)
Gain on investments	4.04	1.25
Other Bank Balances	(8.25)	(237.41)
Dividend Income	221.90	230.63
License fees	180.00	359.99
Interest received	42.50	103.82
Net cash from / (used in) investing activities	274.78	28.79
C Cash flow from financing activities		
Dividend Paid	(77.52)	(38.76)
Net cash from / (used in) financing activities	(77.52)	(38.76)
D Net cash flows during the year (A+B+C)	(64.57)	(255.83)
Cash and cash equivalents (opening balance)	83.57	339.40
Cash and cash equivalents (closing balance)	19.00	83.57
<p>By order of the Board For Cravatex Limited</p> <p style="text-align: center;"><i>Rajesh Batra</i></p> <p style="text-align: center;">Rajesh Batra Chairman and Managing Director DIN : 00020764</p> 		
<p>Place: Mumbai Dated: November 13, 2024</p>		


Limited Review Report on unaudited Standalone Financial Results of Cravatex Limited for the quarter and period ended 30 September 2024 pursuant to the Regulation 33 of SEBI(Listing Obligation and Disclosure Requirements) Regulations, 2015 as amended

To
The Board of Directors,
Cravatex Limited

- 1) We have reviewed the accompanying statement of unaudited financial results of Cravatex Limited ("The Company") for the quarter and period ended 30th September 2024. This statement is the responsibility of the Company's Management and has been approved by the Board of Directors. Our responsibility is to issue a report on these financial statements based on our review.
- 2) We conducted our review of the Statement in accordance with the Standard on Review Engagements (SRE) 2410 "Review of Interim Financial Information Performed by the Independent Auditor of the Entity", issued by the Institute of Chartered Accountants of India. This standard requires that we plan and perform the review to obtain moderate assurance as to whether the financial statements are free of material misstatement.
- 3) A review is limited primarily to inquiries of company personnel and analytical procedures applied to financial data and thus provides less assurance than an audit. We have not performed an audit and accordingly, we do not express an audit opinion.
- 4) Based on our review conducted as above, nothing has come to our attention that causes us to believe that the accompanying statement of unaudited financial results prepared in accordance with applicable accounting standards and other recognized accounting practices and policies has not disclosed the information required to be disclosed in terms of Regulation 33 of the SEBI (Listing Obligations and Disclosure Requirements) Regulations, 2015 including the manner in which it is to be disclosed, or that it contains any material misstatement.

For GPS & Associates
Chartered Accountants
Firm Reg No: 121314W




H. Y. Gurjar
(Partner)
M.No.: 032485

Place: Mumbai
Date: 13/11/2024

UDIN: 2403258KFA CB3938

(Rupees in Lacs)							
(B) Part-I: Statement of unaudited consolidated Financial Results for the quarter and six months ended on September 30, 2024							
Sr. No.	Particulars	For Quarter Ended on			Six Months Ended on		Year ended
		30.09.2024	30.06.2024	30.09.2023	30.09.2024	30.09.2023	31.03.2024
		Unaudited	Unaudited	Unaudited	Unaudited	Unaudited	Audited
	Income						
I	Revenue from Operations	5,503.62	2,577.60	5,745.07	8,081.22	11,404.86	20,263.23
II	Other Income	213.69	347.93	602.50	561.62	760.26	1,609.98
III	TOTAL INCOME (I +II)	5,717.31	2,925.53	6,347.57	8,642.84	12,165.12	21,873.21
IV	EXPENSES						
	Purchase of Stock-in-Trade	4,350.39	1,340.64	3,930.10	5,691.03	7,157.50	12,080.26
	Change in Inventories of Stock-in-Trade	(679.21)	167.09	120.04	(512.12)	813.01	1,837.20
	Employee Benefits Expense	625.51	586.82	706.50	1,212.33	1,422.81	2,892.11
	Finance Costs	10.67	10.57	7.72	21.24	15.43	39.62
	Depreciation and Amortisation Expense	33.54	34.40	52.89	67.94	100.22	188.34
	Other Expenses	1,006.28	716.16	1,205.53	1,722.44	2,210.95	4,219.65
	TOTAL EXPENSES (IV)	5,347.18	2,855.68	6,022.78	8,202.86	11,719.92	21,257.18
V	Profit/(Loss) before Exceptional Items and Tax (III)-(IV)	370.13	69.85	324.79	439.98	445.20	616.03
VI	Exceptional Items	-	-	-	-	-	-
VII	Profit/(Loss) before Tax Expenses (V - VI)	370.13	69.85	324.79	439.98	445.20	616.03
VIII	Tax Expenses:						
	Current Tax	103.17	18.38	66.45	121.54	116.24	165.07
	Deferred Tax	2.14	3.10	(52.79)	5.24	(24.55)	(11.61)
	Short / (Excess) provision of the earlier period	(0.20)	-	-	(0.20)	-	(20.19)
	Total Tax Expenses	105.11	21.48	13.66	126.58	91.69	133.27
IX	Profit/(Loss) for the period (VII - VIII)	265.02	48.38	311.13	313.40	353.51	482.76
X	Other Comprehensive Income for the year	-	-	-	-	-	3.64
XI	Total Comprehensive Income for the year (IX+ X)	265.02	48.38	311.13	313.40	353.51	486.40
	Net profit attributable to:						
	Owners of the Holding Company	265.02	48.38	311.13	313.40	353.51	482.76
	Non-controlling Interest	-	-	-	-	-	-
		265.02	48.38	311.13	313.40	353.51	482.76
	Other Comprehensive Income/(loss) attributable to:						
	Owners of the Holding Company	-	-	-	-	-	3.64
	Non-controlling Interest	-	-	-	-	-	-
		-	-	-	-	-	3.64
	Total Comprehensive Income/(loss) attributable to:						
	Owners of the Holding Company	265.02	48.38	311.13	313.40	353.51	486.40
	Non-controlling Interest	-	-	-	-	-	-
		265.02	48.38	311.13	313.40	353.51	486.40
XII	Earnings Per Equity Share (Face Value Rs. 10 each)						
	Basic	10.26	1.87	12.04	12.13	13.68	18.68
	Diluted	10.26	1.87	12.04	12.13	13.68	18.68

Notes:


- The above financial results have been reviewed by the Audit Committee and approved by the Board of Directors in their meeting held on November 13, 2024. The Statutory Auditors of Cravatex Limited ('the Company') and its subsidiary (namely BB (UK) Ltd) and its step down subsidiary (namely 'BB Europe GmbH') (the Holding Company and its subsidiary together referred to as 'the Group') have carried out limited review of the above results pursuant to Regulation 33 of the Securities and Exchange Board of India (Listing Obligations and Disclosure Requirements) Regulations, 2015, as amended and have issued an unmodified review opinion.
- This statement has been prepared in accordance with the Companies (Indian Accounting Standards) Rules 2015 (Ind AS) prescribed under Section 133 of the Companies Act, 2013 and other recognised accounting practices and policies to the extent applicable.
- The Group operates only in one primary business segment.
- Previous year/ periods figures have been re-grouped/ re-classified wherever necessary.

Kajal Bhat



(Rupees in Lacs)		
(B) Part-II: Statement of unaudited consolidated Assets & Liabilities as at September 30, 2024		
Particulars	As at 30.09.2024	As at 31.03.2024
	(Unaudited)	(Audited)
(A) ASSETS		
(1) Non-Current assets		
(a) Property, Plant and Equipment	105.62	114.89
(b) Investment Property	468.83	478.13
(c) Right to of use asset	243.95	275.08
(d) Other Intangible Assets	10.28	10.58
(e) Financial Assets		
(i) Loans	32.23	32.65
(f) Deferred tax assets (net)	3.56	11.35
(g) Other Non-Current Assets	13.50	13.50
Total Non - Current Assets	877.97	936.18
(2) Current Assets		
(a) Inventories	1,579.10	1,066.98
(b) Financial Assets		
(i) Investments	974.18	808.94
(ii) Trade receivables	1,881.22	1,384.51
(iii) Cash and cash equivalents	7,065.32	7,364.03
(iv) Bank Balances other than Cash and Cash Equivalents	249.02	240.78
(v) Others Financial Assets	22.59	6.75
(c) Loans and advances	193.96	178.44
(d) Current Tax Assets (Net)	81.49	110.27
(e) Other current assets	362.61	357.04
Total Current Assets	12,409.49	11,517.74
TOTAL ASSETS	13,287.46	12,453.92
(B) EQUITY AND LIABILITIES		
(1) EQUITY		
(a) Equity Share capital	258.42	258.42
(b) Other Equity	10,304.27	9613.86
Equity attributable to shareholders of the Company	10,562.69	9872.28
Non-controlling interests	-	0.00
Total Equity	10,562.69	9,872.28
(2) LIABILITIES		
(I) Non-Current Liabilities		
(a) Financial Liabilities		
(i) Others	273.89	300.00
(b) Provisions	5.32	5.31
(c) Other Non-Current Liabilities	20.09	24.10
Total Non Current Liabilities	299.30	329.41
(II) Current Liabilities		
(a) Financial Liabilities		
(i) Trade payables	1,218.94	956.02
(ii) Others	844.16	1,065.39
(b) Other Current Liabilities	17.38	17.71
(c) Provisions	344.99	213.11
Total Current Liabilities	2,425.47	2,252.23
TOTAL EQUITY AND LIABILITIES	13,287.46	12,453.92

Handwritten signature



		<i>Rupees in Lacs</i>	
(B) Part-III: Consolidated unaudited Cash Flow Statement for the six months ended on September 30, 2024			
Particulars	For the six months ended on September 30, 2024	For the year ended on March 31, 2024	
	(Unaudited)	(Audited)	
A Cash flow from operating activities			
Net profit before tax	439.97	616.03	
Adjustments for:			
Depreciation	67.94	188.34	
Interest income	(154.78)	(192.18)	
Rent Income	(180.00)	(359.99)	
Gain on Investments	(4.04)	(1.25)	
Finance Cost	21.24	39.62	
(Profit)/ Loss on sale of Fixed Assets	-	(1.15)	
Bad Debts & Provision for bad debts	(0.39)	12.20	
Actual Rent Paid	(38.45)	(90.16)	
Current Year gain/loss on translation of currencies	454.55	188.19	
Operating profit before working capital changes	606.04	399.65	
Adjustments for:			
(Increase)/Decrease in Trade Receivables	(496.31)	1,224.76	
(Increase)/Decrease in Inventories	(512.12)	1,837.20	
(Increase)/Decrease in Loans & Advances	(15.10)	198.90	
(Increase)/Decrease in Other Assets	(21.39)	384.57	
increase/(Decrease) in Trade Payable	262.93	(1,169.76)	
Increase/(Decrease) in Other Liabilities	(234.53)	(829.20)	
Increase/(Decrease) in provisions	131.89	49.51	
Cash generated from operations	(278.59)	2,095.63	
Direct taxes Paid/(Refund received)	(90.01)	(189.79)	
Net cash from operating activities	(368.60)	1,905.84	
B Cash flow from investing activities			
(Purchases)/Sale of Property, plant and equipment	(17.94)	(101.34)	
Sale/(Purchase) of investments	(165.23)	(346.62)	
Gain on sale of Investments	4.04	1.25	
Movement in Other Bank Balances	(8.24)	(237.41)	
Rent Income	180.00	359.99	
Interest received	154.78	192.18	
Net cash from/ (used in) investing activities	147.41	(131.95)	
C Cash flow from financing activities			
Dividend Paid	(77.52)	(38.76)	
Net cash from/ (used in) financing activities	(77.52)	(38.76)	
D Net cash flows during the year (A+B+C)	(298.71)	1,735.13	
Cash and cash equivalents (opening balance)	7,364.03	5,628.90	
Cash and cash equivalents (closing balance)	7,065.32	7,364.03	

Note: The above Cash Flow Statement has been prepared under the 'Indirect Method' as set out in the Indian Accounting Standard (IND AS) 7-"Statement of Cash Flows"

By order of the Board
For Cravatex Limited

Rajesh Batra

Rajesh Batra
Chairman and Managing Director

DIN : 00020764



Place : Mumbai

Dated: November 13, 2024

Limited Review Report on unaudited Consolidated Financial Results of Cravatex Limited for the quarter and period ended 30 September 2024 pursuant to the Regulation 33 of SEBI (Listing Obligation and Disclosure Requirements) Regulations, 2015 as amended

To
The Board of Directors,
Cravatex Limited

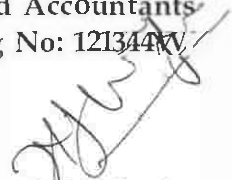
1. We have reviewed the accompanying Statement of Consolidated Unaudited Financial Results of **Cravatex Limited** ("the Parent") and its subsidiaries (the Parent and its subsidiaries together referred to as "the Group"), and its share of the net profit/(loss) after tax and total comprehensive income/loss of its associates and joint ventures for the quarter and period ended **30th September 2024** ("the Statement"). The statement is being submitted by the Parent Company pursuant to the requirement of Regulation 33 of the SEBI (Listing Obligations and Disclosure Requirements) Regulations, 2015, as amended.
2. This Statement, which is the responsibility of the Parent's Management and approved by the Parent's Board of Directors, has been prepared in accordance with the recognition and measurement principles laid down in Indian Accounting Standard 34 "Interim Financial Reporting" ("Ind AS 34"), prescribed under Section 133 of the Companies Act, 2013, and other accounting principles generally accepted in India. Our responsibility is to express a conclusion on the Statement based on our review.
3. We conducted our review of the Statement in accordance with the Standard on Review Engagements (SRE) 2410 "Review of Interim Financial Information Performed by the Independent Auditor of the Entity", issued by the Institute of Chartered Accountants of India. A review of interim financial information consists of making inquiries, primarily of persons responsible for financial and accounting matters, and applying analytical and other review procedures. A review is substantially less in scope than an audit conducted in accordance with Standards on Auditing and consequently does not enable us to obtain assurance that we would become aware of all significant matters that might be identified in an audit. Accordingly, we do not express an audit opinion.
4. We also performed procedures in accordance with the circular issued by the SEBI under Regulation 33 (8) of the SEBI (Listing Obligations and Disclosure Requirements) Regulations, 2015, as amended, to the extent applicable.
5. The Statement includes the results of the following entities:
 - a. BB (UK) Limited – Wholly-owned Subsidiary
 - b. BB Euro GmbH – Wholly-owned Step-Down Subsidiary



6. Based on our review conducted and procedures performed as stated in paragraph 3 above and based on the consideration of the review reports of the branch auditors and other auditors referred to in paragraph 7 below, nothing has come to our attention that causes us to believe that the accompanying Statement, prepared in accordance with the recognition and measurement principles laid down in the aforesaid Indian Accounting Standard and other accounting principles generally accepted in India, has not disclosed the information required to be disclosed in terms of Regulation 33 of the SEBI (Listing Obligations and Disclosure Requirements) Regulations, 2015, as amended, including the manner in which it is to be disclosed, or that it contains any material misstatement.
7. We did not review the interim financial results of both the subsidiary and the step-down subsidiary included in the consolidated unaudited financial results, whose interim financial results reflect total income of Rs. 8,169.74 lakhs, total net profit after tax of Rs. 295.77 lakhs and total comprehensive profit of Rs. 295.77 lakhs, for the period ended September 30, 2024, as considered in the consolidated unaudited financial results. These interim financial results have been reviewed by other auditors, and their report has been furnished to us by the Management and our conclusion on the Statement, in so far as it relates to the amounts and disclosures included in respect of these subsidiaries, is based solely on the report of the other auditor and the procedures performed by us as stated in paragraph 3 above.
8. Our conclusion on the Statement is not modified in respect of the above matter.

For GPS & Associates
Chartered Accountants
Firm Reg No: 121344(V)




H. Y. Gurjar
(Partner)
M.No.: 032485

Place: Mumbai
Date: 13/11/2024

UDIN: 241032485 BKFA CC6717