



July 31, 2023

BSE Limited

Phiroze Jeejeebhoy Towers,
Dalal Street,
Mumbai- 400 001

Scrip Code- 541019/ 973671

Dear Sir/Madam,

National Stock Exchange of India Limited

Exchange Plaza, C-1, Block-G,
Bandra Kurla Complex, Bandra (East),
Mumbai- 400 051

Scrip Symbol- HGINFRA

Sub: Investor Presentation Q1FY24

Please find enclosed a copy of the Investor Presentation on the unaudited financial results of the Company for the quarter ended June 30, 2023.

The above information is also being uploaded on the Company's website at www.hginfra.com

This is for your information and appropriate dissemination.

Thanking you,

Yours faithfully,

For H.G. Infra Engineering Limited

ANKITA
MEHRA

Digitally signed by
ANKITA MEHRA
Date: 2023.07.31
18:25:11 +05'30'

Ankita Mehra

Company Secretary & Compliance Officer
ICSI. M. No-A33288

Encl: as above



H.G. Infra Engineering Ltd.

Investor Presentation Q1FY24

Agenda



1 **Company Overview**

2 **Financial Highlights**

3 **Operational Highlights**

4 **Historical Financials**



Company Overview



Leading Road/ Highway Construction Company

21

Years of execution

17

Active Projects

12

HAM Projects



Strong Growth Trajectory

26%

Revenue CAGR
(5 years)

28%

EBITDA CAGR
(5 years)

38%

Profit CAGR
(5 years)



Pan India Regional Presence

11

States

100%

India



Robust Business Model

2500+

Fleet of Modern
Equipment

Multiple

Digital initiatives to
enhance processes

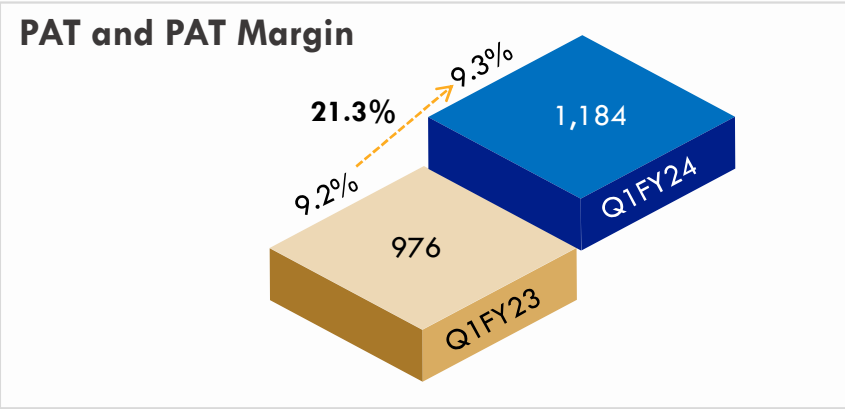
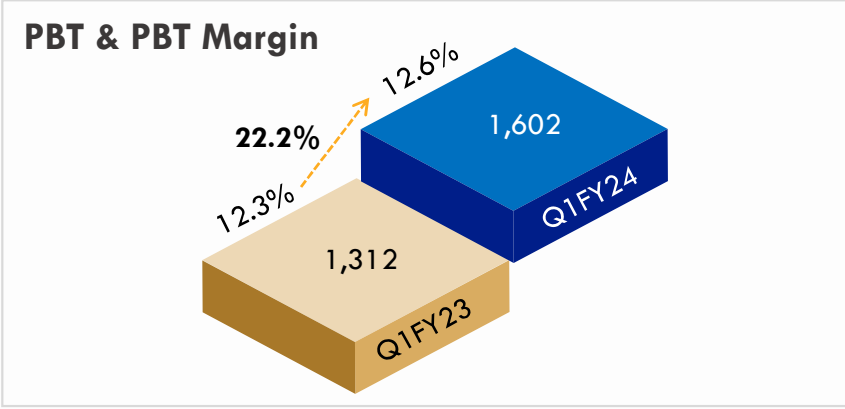
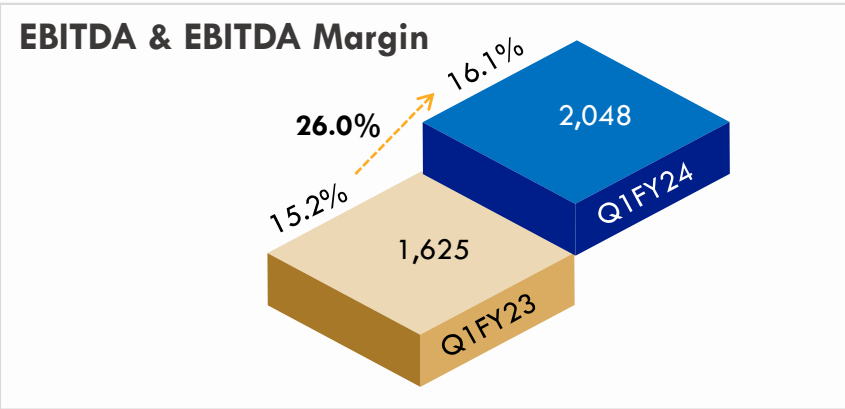
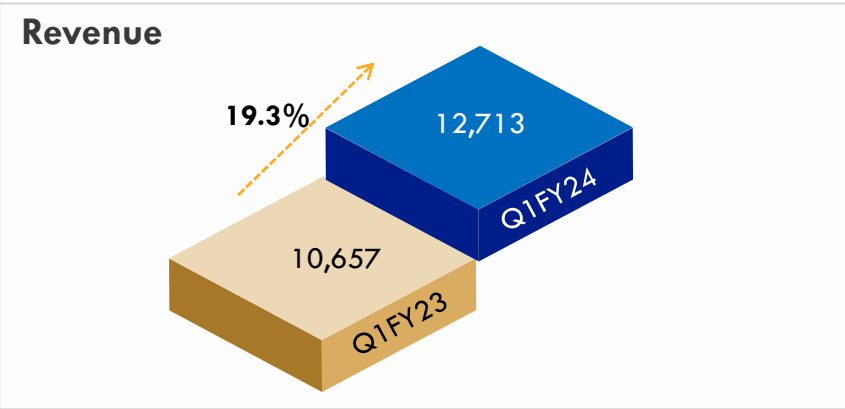


Q1 FY24 Financials Highlights



Standalone result highlights Q1FY24

All figures in INR Million



Profit & loss statement



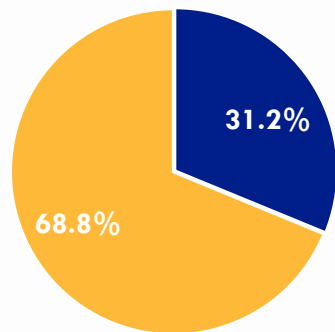
All figures in INR Million

Particulars (Rs in Mn)	Standalone			Consolidated		
	Q1FY24	Q1FY23	YoY	Q1FY24	Q1FY23	YoY
Revenue from operations	12,713	10,657	19.3%	13,512	11,059	22.2%
Cost of material consumed	5,920	5,515		5,920	5,515	
Contract and site expenses	3,750	3,055		3,765	3,065	
Employee expenses	715	376		717	382	
Other expenses	280	86		303	107	
Total Operating expenses	10,665	9,032		10,705	9,069	
EBITDA	2,048	1,625	26.0%	2,807	1,990	41.1%
EBITDA margin	16.1%	15.2%		20.8%	18.0%	
Finance Cost	173	144		523	339	
Depreciation	311	202		311	202	
Other Income	38	33		54	34	
PBT	1,602	1,312		2,027	1,483	
Share of profit of associates	-	-		2	2	
PBT	1,602	1,312	22.2%	2,029	1,485	36.7%
PBT margin	12.6%	12.3%		15.0%	13.4%	
Tax Expenses (Credits)	418	336		525	391	
PAT	1,184	976	21.3%	1,504	1,094	37.4%
PAT margin	9.3%	9.2%		11.1%	9.9%	
Other comprehensive income	-3	-4		-3	-4	
Total comprehensive income	1,181	972		1,501	1,090	

Debt Breakup

All figures in INR Million

Consolidated Debt Breakup- June 23

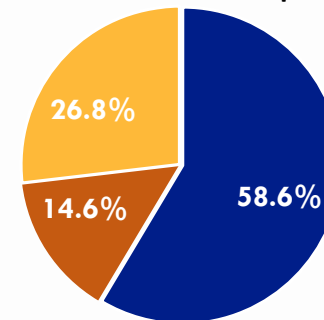


■ Standalone Debt ■ Project Debt

Consolidated Debt Break-up	June'23
Standalone debt	6,652
Project debt*	14,660
Total consolidated debt	21,312
Consolidated Cash & Bank	1,183

* Project Debt including ST Borrowing amount of Rs 746.05 Mn for June' 23

Standalone Debt Breakup - June 23



■ Term Loan ■ NCD ■ Working Capital

Standalone Debt Break-up	June'23
Term loan + current maturities*	3,896
Non-Convertible Debentures (NCD)	970
Working capital	1,786
Total standalone debt	6,652
Standalone Cash & Bank	1,173

*Includes payables under MSME Trade receivables discounting system (TReDS)- Rs 321.69 Mn for June' 23

* Inflow of funds which we were expecting in June 2023 got delayed due to change in signatories of NHAI.



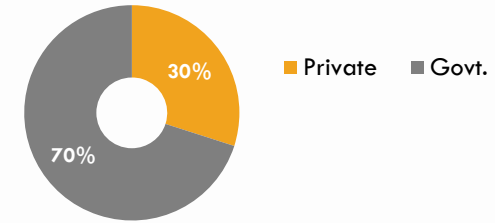
Q1 FY24 Operational Highlights



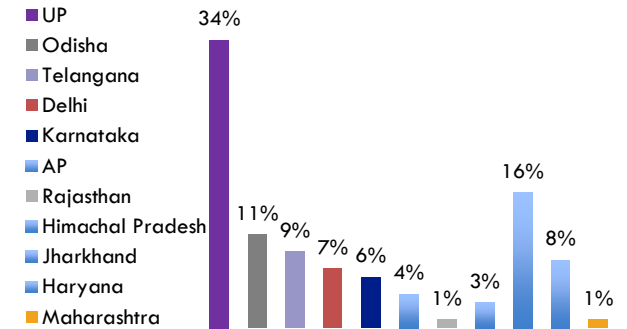
Well diversified order book as on 30th June 2023

Project	Type	Awarding Authority	% Completion	Order book 30.06.2023 (Rs Mn)
Highway Projects from Government Clients				
Karnal Munak Road	Highway-HAM	NHAI	2.4%	8,295
Varanasi Ranchi Kolkata Highway P 10	Highway-HAM	NHAI	0.1%	11,092
Varanasi-Ranchi-Kolkata Highway P 13	Highway-HAM	NHAI	0.1%	7,895
Raipur-Visakhapatnam OD5	Highway-HAM	NHAI	43.6%	7,630
Raipur-Visakhapatnam OD6	Highway-HAM	NHAI	46.3%	5,476
Khammam-Devarapalle P1	Highway-HAM	NHAI	16.3%	5,573
Khammam-Devarapalle P2	Highway-HAM	NHAI	24.4%	4,316
Raipur-Visakhapatnam AP P1	Highway-HAM	NHAI	46.7%	4,366
Rewari Bypass Pkg-4	Highway-HAM	NHAI	86.5%	610
UER P1	Highway-EPC	NHAI	65.8%	4,708
Delhi Vadodara Pkg-9	Highway-EPC	NHAI	97.4%	298
Neelmangala-Tumkur	Highway-EPC	NHAI	10.6%	7,576
Other Projects*	Other			1,638
Highway Projects from Private Clients				
Ganga Expressway	Highway-EPC	Adani	23.5%	33,945
Mancherial - Repallewada	Highway-EPC	Adani	91.4%	796
Total-Highways				1,04,214
Other Sectors				
Janakpuri West to R.K. Ashram Corridor	Metro	DMRC	13.0%	3,039
Bilaspur Himachal Pradesh	Railway	RVNL	15.4%	3,944
Kanpur Central Railway	Railway	NCR	15.3%	5,549
Total- Other Sectors				12,532
Grand Total				1,16,746

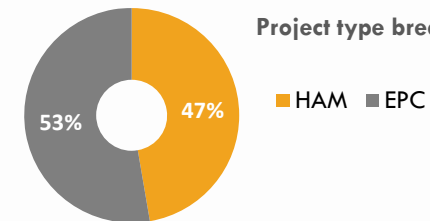
Client type break-up :



Geographical break-up:



Project type break-up





Significant Events and update on New Projects

LOA Received

S. No.	Project Name	LOA issued on
1.	Kanpur Central Railway Station Redevelopment of Kanpur Central Railway Station at Kanpur on Engineering, Procurement and Construction (EPC) mode.	05-06-2023
2.	NTPC Simhadri Rate Contract for Pond Ash at NTPC Simhadri Ash Dyke to road construction sites.	23-05-2023

Declaration of Appointed Date

S. No.	Project Name	Appointed date declared w.e.f
1.	RVNL Bhanupali-Bilaspur Construction of Foundations, Substructure & Superstructure along with River Training/Protection Work, Earthwork & allied works for viaduct 1 & 2 in Between Chainage Km 47+415 To Km 50+900, in connection with Bhanupali-Bilaspur-Beri New Railway Line in District Bilaspur of Himachal Pradesh State, India.	24-05-2023
2.	NTPC Simhadri Rate Contract for Pond Ash at NTPC Simhadri Ash Dyke to road construction sites.	12-06-2023 (BG submission date)



Significant Events and update on New Projects

COD Received

	Project Name	COD received
1.	Maharashtra Pkg-1 Rehabilitation and Upgradation of Amravati- Nandgaon peth - Morshi- Warud - Pandhurna Section from Nandgaon Peth to morshi Section of NH-353K to two lane with paved shoulder Configuration on EPC Mode in the State of Maharashtra (MH Pkg-1)	21-06-2023
2.	Maharashtra Pkg-2 Rehabilitation and Up-gradation of 2 lane with paved shoulder configuration from Morshi to MH/MP border Design Ch. km.43.000 to km. 95.390 Section of NH No. 353J in the State of Maharashtra on EPC Mode (MH Pkg-2)	21-06-2023
3.	Maharashtra Pkg-3 Rehabilitation and Augmentation of Katol to Warud from Design Ch. Km 60.100 to Ch. Km 100.565 (MH Pkg-3)	30-06-2023

Status of New Projects

Name of Projects	State	Project Type	Project Value (in Cr.)	LOA Received	Agreement Signed	% of Land Available	Appointed Date
Bhanupalli - Bilaspur - Beri	Himachal Pradesh	Item Rate	466.11	04 th April 2023	12 th May 2023	~100%	Declared on 24 th May 2023
Kanpur Central Railway station	Uttar Pradesh	EPC	655.09	05 th June 2023	Yet to be signed	~100%	Yet to be declared 12 th June 2023 (BG submission date)
NTPC Simhadri	Chhattisgarh	-	42.5	23 rd May 2023	-	-	



An expanding portfolio of HAM projects

All figures in INR Million

Project	Awarding authority	State	Kms Lanes	BPC (Rs. Mn)	Grant Amount (Rs. Mn)	Total Sanctioned Debt(Rs. Mn)	Invested Equity till 30 th June '23(Rs. Mn)	Debt as on 30th June '23 (Rs. Mn)
Gurgaon-Sohna	NHAI	Haryana	12.72	6,060	2,424	2,879	729	2,645
Rewari Ateli Mandi	NHAI	Haryana	30.45	5,750	2,300	2,137	720	1,950
Narnaul Bypass	NHAI	Haryana	40.81	9,521	3,808	3,433	1,235	3,218
Rewari Bypass Pkg-4	NHAI	Haryana	14.40	5,220	2,088	2,200	681	1,650
Khammam Devarapalle Pkg-1	NHAI	Telangana	33.60	7,721	3,088	3,100	583	-
Khammam Devarapalle Pkg-2	NHAI	Telangana	29.51	6,371	2,548	2,560	480	-
Raipur Visakhapatnam AP-1	NHAI	Andhra Pradesh	31.77	10,601	4,240	4,520	886	1,200
Raipur Visakhapatnam OD-5	NHAI	Odisha	44.00	14,921*	5,968	6,670	1,406	1,700
Raipur Visakhapatnam OD-6	NHAI	Odisha	45.50	11,231*	4,492	5,150	861	1,550
Karnal Ringroad	NHAI	Haryana	34.50	9971*	3,988	4,650	2	-
Varanasi Kolkata Pkg-10	NHAI	Jharkhand	35.60	13031*	5,212	6,200	2	-
Varanasi Kolkata Pkg-13	NHAI	Jharkhand	28.70	9251*	3,700	4,450	2	-
Total					43,856	47,949	7,587	13,913

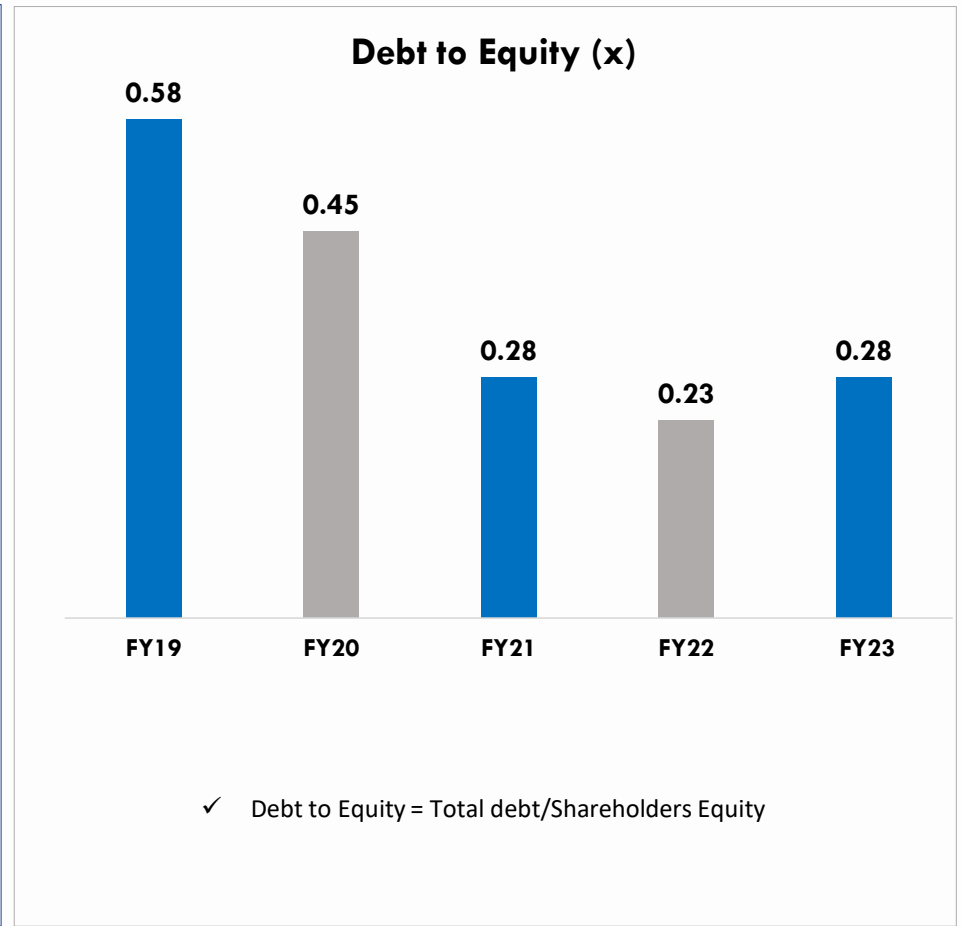
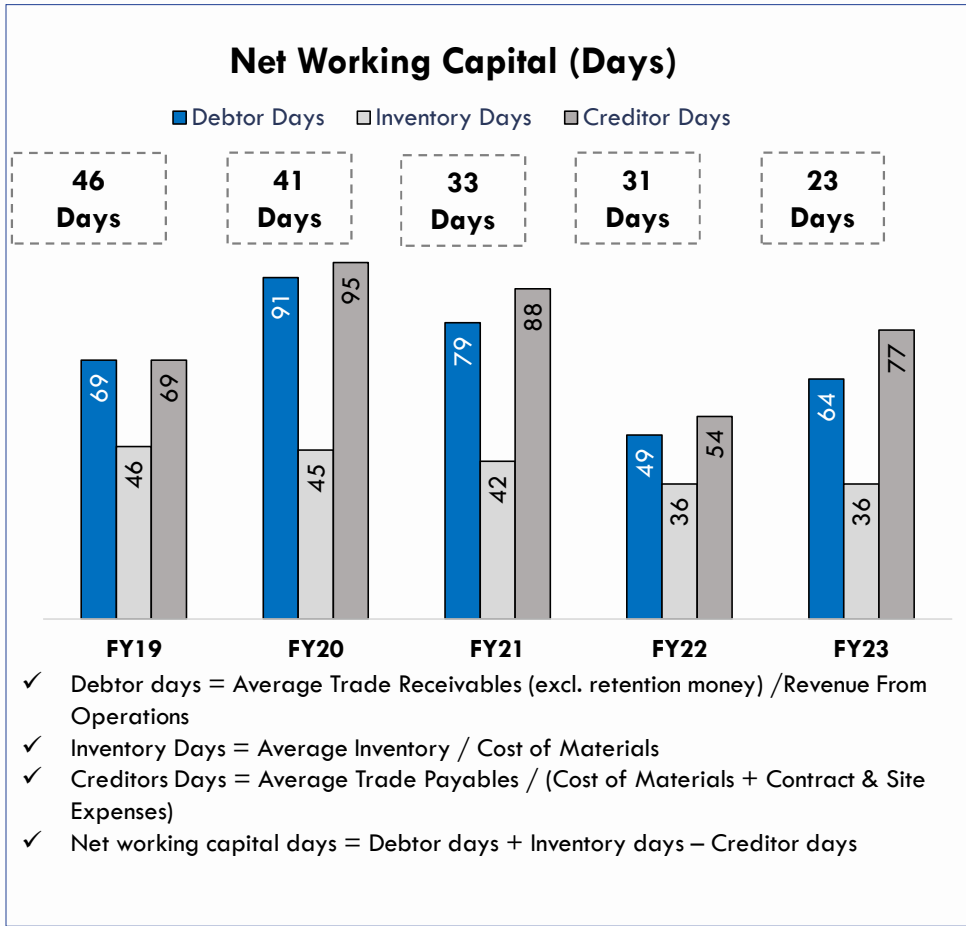
* Excluding GST



Historical Financial Highlights

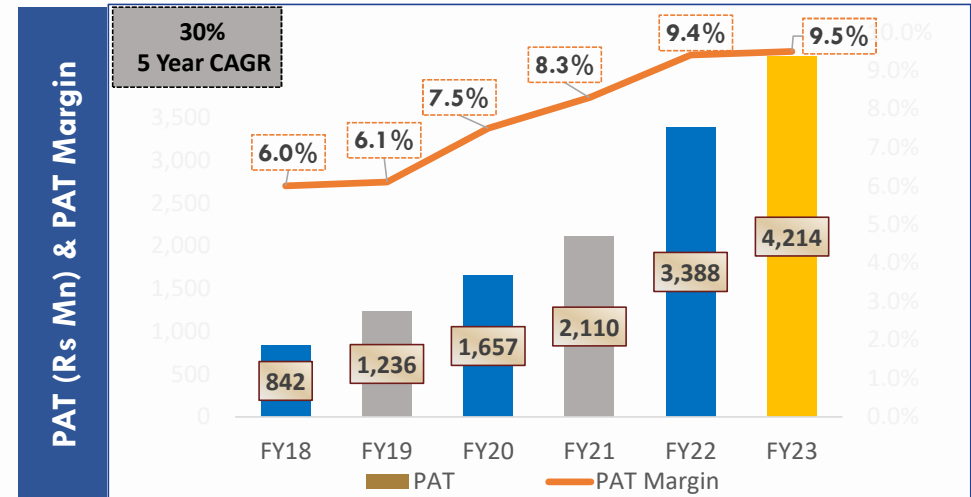
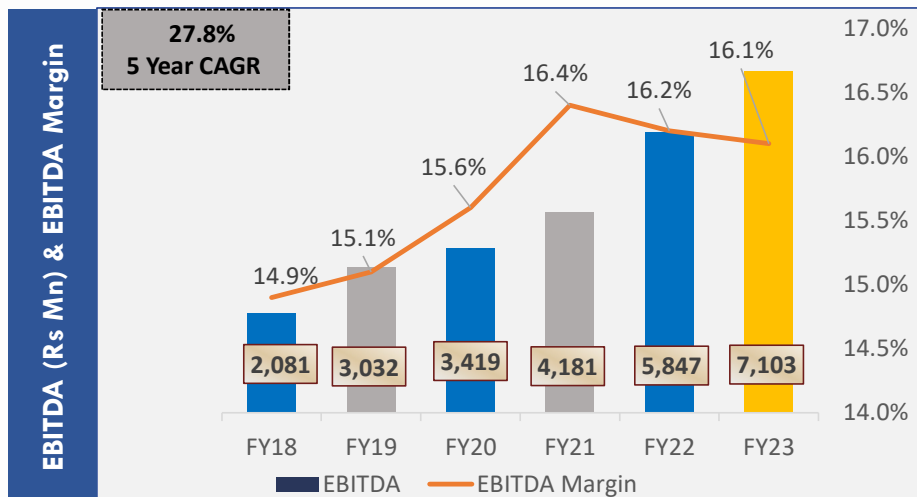
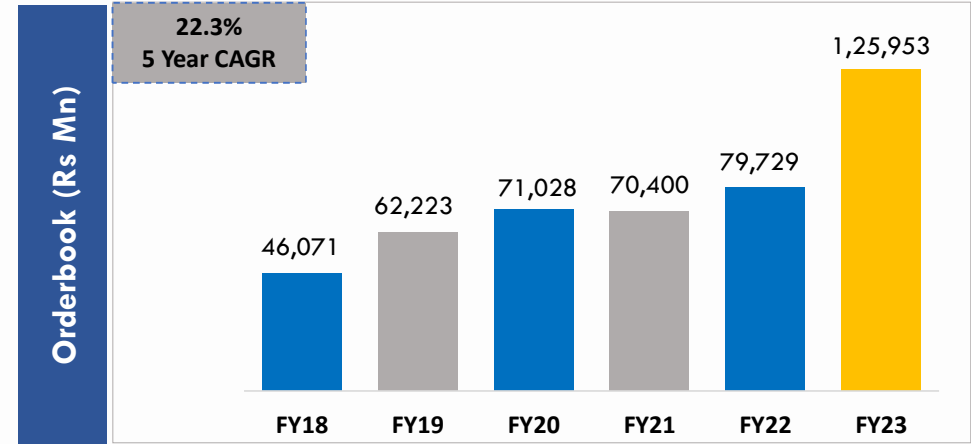
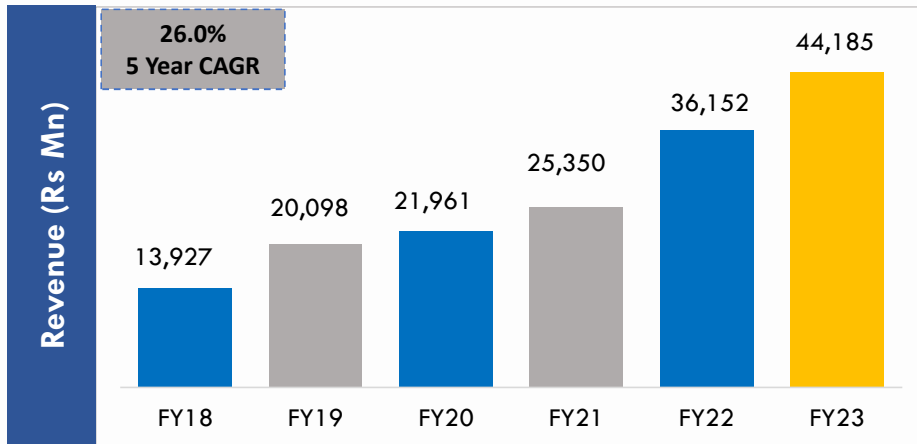


Healthy Balance Sheet

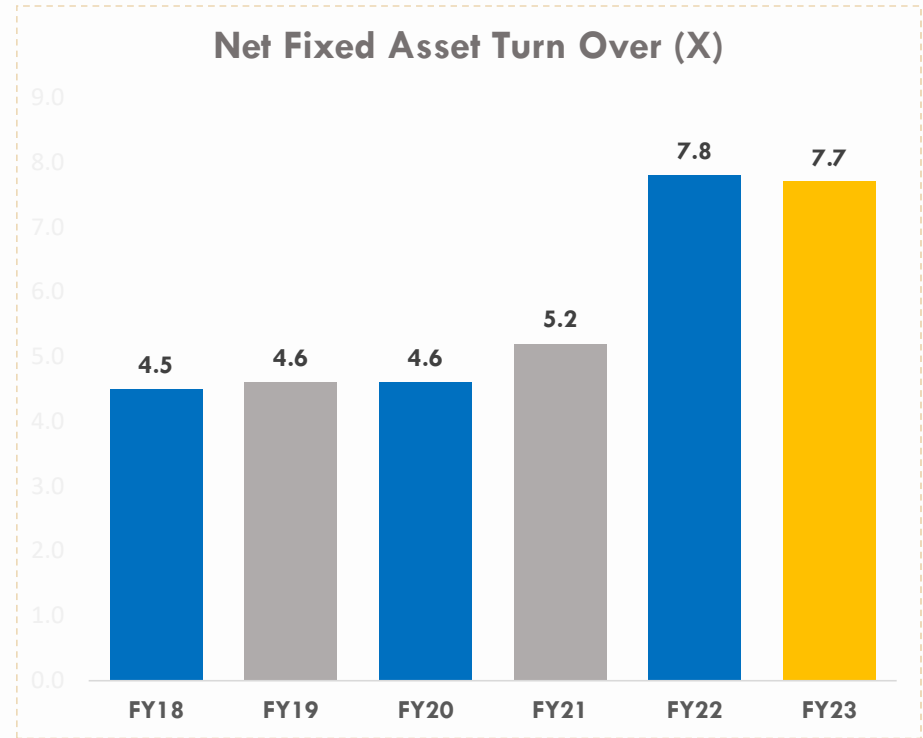
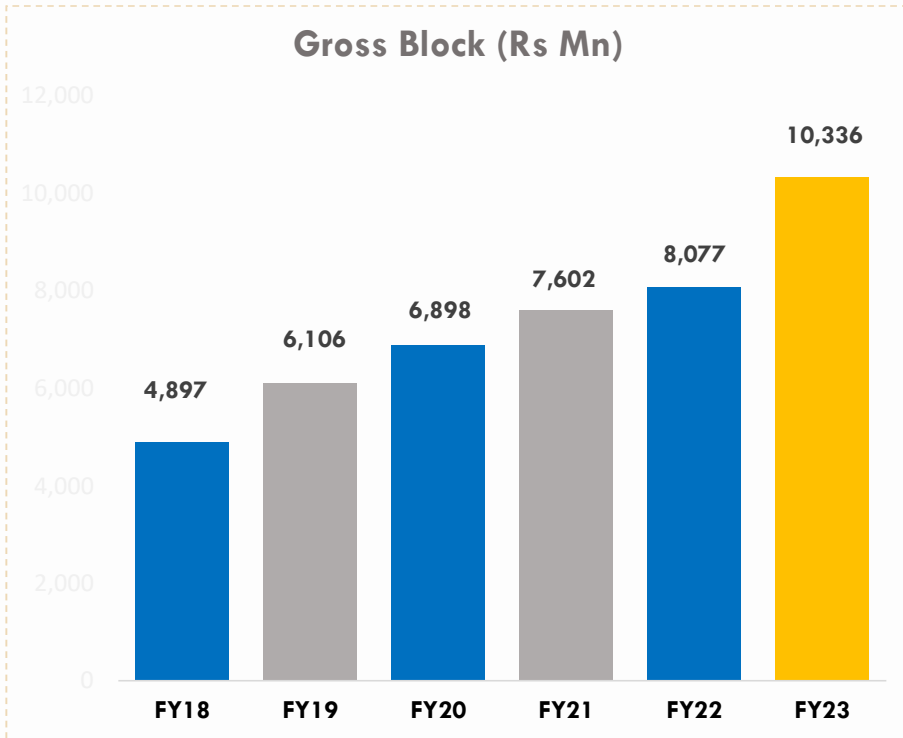


One of the Fastest growing EPC Companies

Standalone financials



Repository of Assets



Fleet of modern construction equipment totaling 2500+ for large scale execution



Standalone and Consolidated balance sheet

Standalone

All figures in INR Million

Liability	FY23	FY22
Share Capital	652	652
Reserves	17,133	12,992
Shareholder's Fund	17,784	13,643
Non Current Liability	2,716	1,693
Contract Liability	3,590	2,108
Current Liability	11,003	6,358
Total Liability	35,093	23,802

Asset	FY23	FY22
Fixed Asset incl. CWIP	6,931	4,494
Non Current Assets	8,292	4,134
Inventory	2,353	1,836
Contract Assets	5,989	3,512
Current Assets	11,528	9,826
Total Assets	35,093	23,802

Consolidated

Liability	FY23	FY22
Share Capital	652	652
Reserves	18,556	13,708
Shareholder's Fund	19,207	14,360
Non Current Liability	15,455	9,961
Contract Liability	1,926	1,549
Current Liability	12,668	7049
Total Liability	49,256	32,919

Asset	FY23	FY22
Fixed Asset incl. CWIP	6,933	4,499
Non Current Assets	17,445	10440
Inventory	2,353	1,836
Contract Assets	5,989	3,587
Current Assets	16,536	12,557
Total Assets	49,256	32,919



Disclaimer

This presentation and the accompanying slides (the “Presentation”), which have been prepared by HG Infra Engineering Limited (the “Company”), have been prepared solely for information purposes and do not constitute any offer, recommendation or invitation to purchase or subscribe for any securities, and shall not form the basis or be relied on in connection with any contract or binding commitment whatsoever. No offering of securities of the Company will be made except by means of a statutory offering document containing detailed information about the Company.

This Presentation has been prepared by the Company based on information and data which the Company considers reliable, but the Company makes no representation or warranty, express or implied, whatsoever, and no reliance shall be placed on, the truth, accuracy, completeness, fairness and reasonableness of the contents of this Presentation. This Presentation may not be all inclusive and may not contain all of the information that you may consider material. Any liability in respect of the contents of, or any omission from, this Presentation is expressly excluded.

Certain matters discussed in this Presentation may contain statements regarding the Company’s market opportunity and business prospects that are individually and collectively forward-looking statements. Such forward-looking statements are not guarantees of future performance and are subject to known and unknown risks, uncertainties and assumptions that are difficult to predict. These risks and uncertainties include, but are not limited to, the performance of the Indian economy and of the economies of various international markets, the performance of the industry in India and world-wide, competition, the company’s ability to successfully implement its strategy, the Company’s future levels of growth and expansion, technological implementation, changes and advancements, changes in revenue, income or cash flows, the Company’s market preferences and its exposure to market risks, as well as other risks. The Company’s actual results, levels of activity, performance or achievements could differ materially and adversely from results expressed in or implied by this Presentation. The Company assumes no obligation to update any forward-looking information contained in this Presentation. Any forward-looking statements and projections made by third parties included in this Presentation are not adopted by the Company and the Company is not responsible for such third party statements and projections.



Thank You

Company Contact:

Rajeev Mishra (CFO)

rajeev.mishra@hginfra.com

III Floor, Sheel Mohar Plaza, A-1, Tilak Marg, C-Scheme,
Jaipur - 302001

Investor Relations Contact:

Sana Kapoor

Go India Advisors

sana@GoIndiaAdvisors.com

M:+91 81465 50469

Sheetal Khanduja

Go India Advisors

sheetal@GoIndiaAdvisors.com

M:+91 97693 64166

