



PNC Infratech Limited

An ISO : 9001-2008 Certified Company

Ref No: PNC/SE/83/18-19

Date: 14.02.2019

To,
The Manager
The Department of Corporate Services
BSE Limited
Floor 25, P.J. Towers,
Dalal Street, Mumbai-400 001
Scrip code:539150

To,
The Manager
The Listing Department
National Stock Exchange of India Limited
Exchange Plaza, Bandra Kurla Complex,
Bandra (East), Mumbai-400 051
Scrip code: PNCINFRA

Dear Sir,

Sub: Result Update Presentation on the financial results of the Company for the Quarter/Nine Months ended December 31, 2018 (Q3 & 9M FY 2018-19).

We send herewith a copy of Result Update Presentation on Financial Performance for the Quarter/Nine Months ended December 31, 2018 (Q3 & 9M FY 2018-19).

This information is submitted pursuant to Regulation 30(6) of SEBI (Listing Obligations and Disclosure Requirements) Regulations, 2015.

We request you to take note of the same.

Thanking you,

For PNC Infratech Limited

Tapan Jain
Company Secretary & Compliance Officer
ICSI M. No.: A22603

Encl: as above



Corporate Office : PNC Tower,
3/22-D, Civil Lines, Bypass Road,
NH-2, Agra-282002

Regd. Office : NBCC Plaza, Tower II,
4th Floor, Pushp Vihar, Sector-V, Saket
New Delhi--110017 (India)

Tel. : 91-562-4054400 (30 Lines)
91-562-4070000 (30 Lines)

Tel. : 91-11-29574800 (10 Lines)
91-11-29566511, 64724122

Fax : 91-562-4070011

Fax : +91-11-29563844

Email : ho@pncinfratech.com

Email : delhioffice@pncinfratech.com
Web. : www.pncinfratech.com
CIN : L45201DL1999PLC195937



PNC Infratech Limited

Result Update Presentation

Q3 & 9M FY 2018-19



This presentation and the accompanying slides (the “Presentation”), which have been prepared by PNC Infratech Limited (the “Company”), have been prepared solely for information purposes and do not constitute any offer, recommendation or invitation to purchase or subscribe for any securities, and shall not form the basis or be relied on in connection with any contract or binding commitment whatsoever. No offering of securities of the Company will be made except by means of a statutory offering document containing detailed information about the Company.

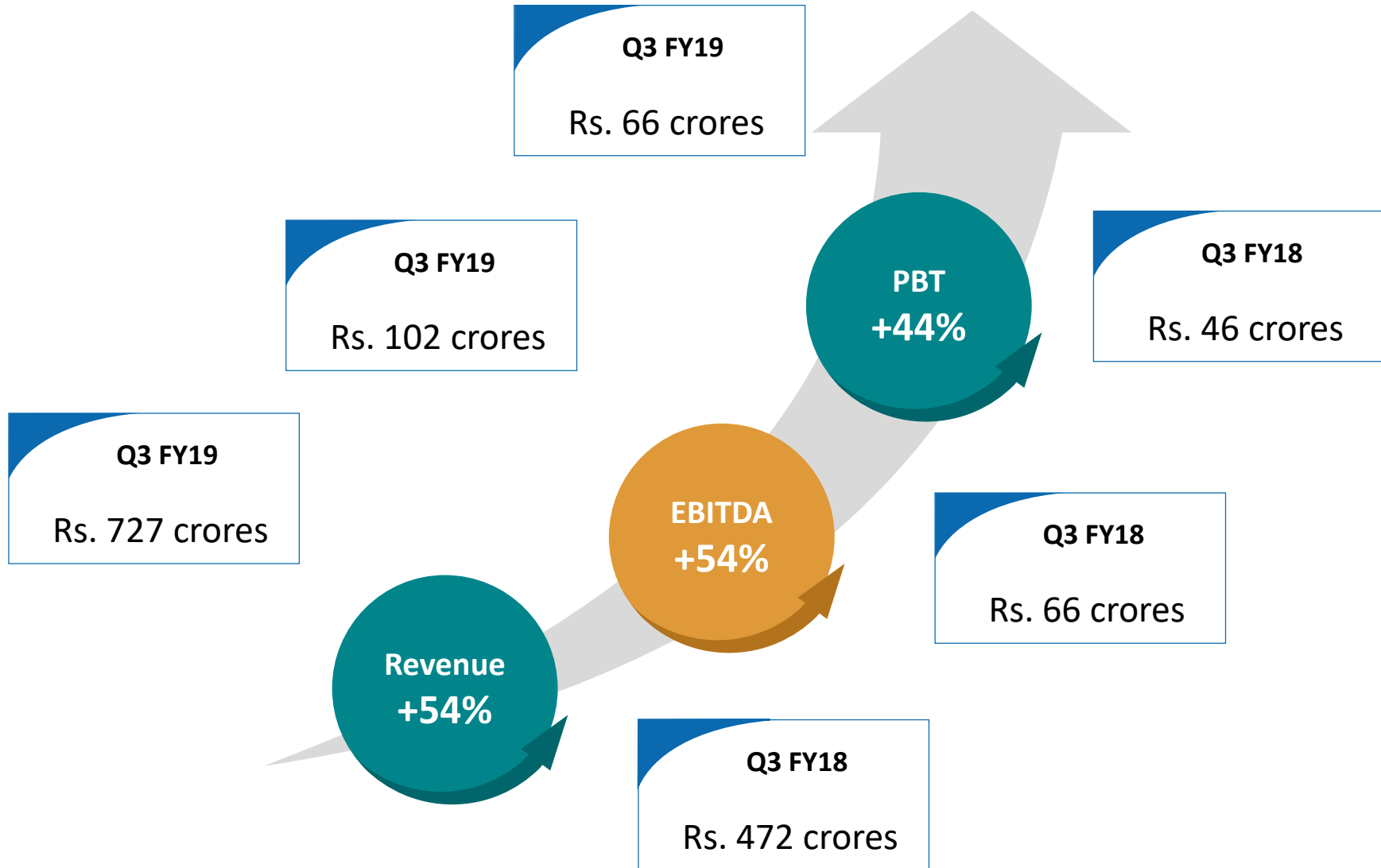
This Presentation has been prepared by the Company based on information and data which the Company considers reliable, but the Company makes no representation or warranty, express or implied, whatsoever, and no reliance shall be placed on, the truth, accuracy, completeness, fairness and reasonableness of the contents of this Presentation. This Presentation may not be all inclusive and may not contain all of the information that you may consider material. Any liability in respect of the contents of, or any omission from, this Presentation is expressly excluded.

This presentation contains certain forward looking statements concerning the Company’s future business prospects and business profitability, which are subject to a number of risks and uncertainties and the actual results could materially differ from those in such forward looking statements. The risks and uncertainties relating to these statements include, but are not limited to, risks and uncertainties regarding fluctuations in earnings, our ability to manage growth, competition (both domestic and international), economic growth in India and abroad, ability to attract and retain highly skilled professionals, time and cost over runs on contracts, our ability to manage our international operations, government policies and actions regulations, interest and other fiscal costs generally prevailing in the economy. The Company does not undertake to make any announcement in case any of these forward looking statements become materially incorrect in future or update any forward looking statements made from time to time by or on behalf of the Company.

1

Key Highlights & Financials

Key Highlights for Q3 FY19



Key Highlights for 9M FY19

84%

Revenue of Rs. 2,021 crores in 9M FY19* as compared to Rs. 1,098 crores in 9M FY18

**Rs.
7,965
Crores**

Remaining value of contracts under execution as on December 31st, 2018

94%

- EBITDA of Rs. 306 crores in 9M FY19 compared to Rs. 158 Crores in 9M FY18
- EBITDA Margin of 15.1% as compared to 14.4% in 9M FY18, improvement of 76 bps

**120
days**

Net Working Capital Days of 120 Days as on 31st December 2018

136%

- PBT of Rs. 228 crores in 9M FY19 compared to Rs. 96 Crores in 9M FY18
- PBT Margin of 11.3% as compared to 8.8% in 9M FY18, improvement of 249 bps

Key Highlights: Early Completion Bonus



Agra - Lucknow Expressway

- ✓ Receipt of Rs. 58.23 crore towards bonus for the early completion on 3rd February 2018, **has been accounted in Q4 FY18**
- ✓ Bonus has been calculated at 0.04% of the total contract price, for each day of early completion
- ✓ The Provisional Completion Certificate for the project has been issued by UPEIDA w.e.f. 31st October 2017 Which is 89 days ahead of the scheduled completion date of 28th January 2018
- ✓ The project is part of access controlled Agra-Lucknow Green Field Expressway Project in the State of Uttar Pradesh
- ✓ Bonus amount is highest amount of early completion bonus ever received by the Company

Raebareli - Jaunpur BOT (Annuity) Project

- ✓ Receipt of Rs. 33.73 crore towards the 'Bonus Annuity' by one of its subsidiary company namely PNC Raebareli Highways Private Limited on 8th May 2018
- ✓ PNC Infratech being the EPC contractor is entitled for 75% of the bonus amount, which is Rs. 25.30 crore, **has been accounted in Q1 FY19 financials**
- ✓ The Completion Certificate for the Project has been issued w.e.f. 27th February 2016, which was 96 days ahead of the Scheduled Completion Date of 2nd June 2016

Financial Closure Achieved for all HAM Projects



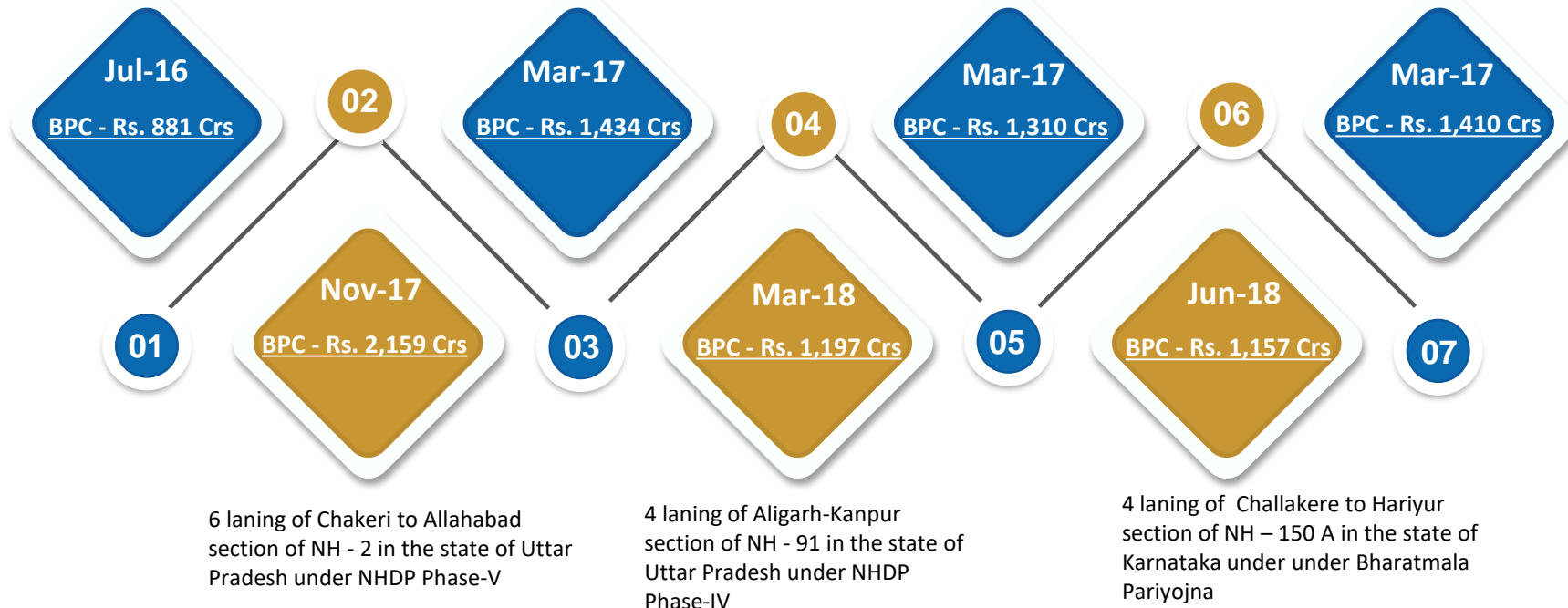
Financial Closure Achieved, Project Under Construction

2 laning with paved shoulders of Dausa- Lalsot- Kauthun section of NH-11 A (Extension) in the state of Rajasthan under NHDP IV

6 laning Chitradurga - Davanagere including Chitradurga bypass, in the state of Karnataka under NHDP V

4 laning Jhansi-Khajuraho section of NH 75/76 (Package II) from km 76.30 to km 161.70 in the states of UP & MP under NHDP III

4 laning Jhansi -Khajuraho section of NH 75/76 (Package I) from km 0.00 to km 76.30 in the states of UP & MP under NHDP III



Financial Closure Achieved, Appointed Date Awaited

2

Order-book Details

Robust Order-book of over Rs. 7,900 crores

■ Remaining value of contracts under execution of Rs. 7,965 crores as on December 31, 2018. **The below orders are not included in orderbook as on December 31, 2018:**

- ✓ Financial closure achieved and awaiting appointed date for 6 laning of Chakeri to Allahabad section of NH - 2 in the state of Uttar Pradesh under NHDP phase-v, on HAM for a bid project cost of Rs. 2,159 crores with a EPC cost of Rs. 1,866 crores
- ✓ Financial closure achieved and awaiting appointed date for 4 laning of Aligarh-Kanpur section of NH - 91 in the state of Uttar Pradesh under NHDP Phase-IV, on HAM for a bid project cost of Rs. 1,197 crores with a EPC cost of Rs. 1,033 crores
- ✓ Financial closure achieved and awaiting appointed date for 4 laning of Challakere to Hariyur section of NH 150 A in the state of Karnataka under Bharatmala Pariyojna on HAM for a Bid Project Cost of Rs. 1157.0 Crore with a EPC cost of Rs. 935 crores
- ✓ Received Appointed Date on 15th January 2019 from MSRDC 54.4 km long 4th Package of Nagpur-Mumbai Six Lane Access Controlled Super Communication Expressway (Maharashtra Samruddhi Mahamarg) for a negotiated contract quoted price of Rs. 1,999.52 crore

Key EPC Projects Under Construction	Awarding Authority	Remaining Value (Rs. Crores)
Purvanchal Expressway, Pkg-V	UPEIDA	1,566
Jhansi –Khajuraho (Package I)	NHAI	954
Purvanchal Expressway, Pkg-VI	UPEIDA	954
Nagina – Kashipur	NHAI	866
Jhansi –Khajuraho (Package II)	NHAI	836
Chitradurga-Davanagere	NHAI	818
Top 6 projects		5,994
Other Projects		1,971
Total Order Book		7,965
Top 6 projects as % to Total Order Book		75%

Road EPC projects constitute 99% of order-book

Execution Status of Key Project

Project	Project Type	Execution Status
Nagina-Kashipur	EPC	Appointed Date received and project is under-construction
Koliwar-Bhojpur	EPC	Appointed Date received and project is under-construction
Bhojpur-Buxar	EPC	Appointed Date received and project is under-construction
Varanasi-Gorakhpur	EPC	Appointed Date received and project is under-construction
Aligarh-Moradabad	EPC	Appointed Date received and project is under-construction
Varanasi-Gorakhpur	EPC	Appointed Date received and project is under-construction
Sansarpur-Gobindpur	EPC	Appointed Date received and project is under-construction
Gobindpur-Mojrapur	EPC	Appointed Date received and project is under-construction
Nagpur-Mumbai Expressway, Pkg-IV	EPC	Appointed Date received on 15 th January 2019 and project is currently under construction
Dausa-Lalsot-Kathun	HAM	Appointed Date received and project is under-construction
Chitradurga-Davanagere	HAM	Appointed Date received and project is under-construction
Jhansi-Khajuraho (Package I)	HAM	Appointed Date received and project is under-construction
Jhansi-Khajuraho (Package II)	HAM	Appointed Date received and project is under-construction
Chakeri to Allahabad	HAM	Financial Closure Achieved, Appointed Date is Awaited
Aligarh-Kanpur Package-II	HAM	Financial Closure Achieved, Appointed Date is Awaited
Challakere to Hariyur section	HAM	Financial Closure Achieved, Appointed Date is Awaited

3

PORTFOLIO OF DEVELOPMENT PROJECTS ON PPP MODE

Sizeable Project Portfolio: Operational Projects



Project	% Stake	Authority	State / Stretch	Type	JV Partners	Kms / Lanes	TPC (Rs. Crs)	Invested Equity (Rs. Crs)	PNC Share of Invested Amount (Rs. Crs)	Grant (Rs. Crs)	Total Debt (Rs. Crs)	Debt as on 31 st Dec. '18 (Rs. Crs)
Ghaziabad Aligarh	35%*	NHAI	UP / NH-91	Toll	SREI, Galfar	125 / 4	2,019.0	194.0	67.9*/118.1#	311.0	1,514.0	1,098
Kanpur Kabrai	100%	NHAI	UP / NH-86	Toll	-	123 / 2	458.5	67.5	67.5	123.0	268.0	202
Gwalior Bhind	100%	MPRDC	MP / NH-92	Toll	-	107.68 / 2	340.3	78.3	78.3	27.0	235.0	193
Bareilly Almora	100%	UPSHA	UP / SH-37	Toll	-	54 / 4	604.5	74.6	74.6	70.0	460.0	439
Rae Bareli Jaunpur	100%	NHAI	UP / NH-231	Annuity	-	166.40 / 2	837.4	139.6	139.6	0.0	697.8	631
Narela Industrial Area	100%	DSIIDC	Delhi / NA	Annuity	-	33 / -	175.0	35.0	35.0	0.0	140.0	82
Kanpur Ayodhya	100%	NHAI	UP / NH-28	OMT	-	217 / 4	-	0.1	0.1	-	-	-
							4,434.7	589.1	463.0 ^	531.0	3,314.8	2,645

All Projects Operational; No further equity commitment for any Operational BOT project

Sizeable Project Portfolio: HAM Projects



Project	% Stake	Authority	State / Stretch	Type	JV Partners	Kms / Lanes	TPC (Rs. Crs)	Invested Equity (Rs. Crs)	PNC Share of Invested Amount (Rs. Crs)	Total Debt (Rs. Crs)	Debt as on 31 st Dec. '18 (Rs. Crs)
Dausa-Lalsot	100%	NHAI	Raj/ NH11A	Hybrid	-	83.45/ 4/2	820	56	56	371	261
Chitradurga – Davanagere	100%	NHAI	Karnataka / NH 48	Hybrid	-	72.7/6	1,338	55	55	606	245
Jhansi-Khajuraho (Package I)	100%	NHAI	UP & MP / NH 75/76	Hybrid	-	76.3 / 4	1,342	64	64	604	140
Jhansi-Khajuraho (Package II)	100%	NHAI	UP & MP / NH 75/76	Hybrid	-	85.4 / 4	1,262	43	43	590	188
Chakeri-Allahabad	100%	NHAI	UP / NH 2	Hybrid	-	145.1 / 6	2,018	3.75	3.75	873	-
Aligarh-Kanpur	100%	NHAI	UP / NH-91	Hybrid	-	45 / 4	1,104	3.25	3.25	500	-
Challakere-Hariyur	100%	NHAI	Karnataka / NH 150 A	Hybrid	-	55.7 / 4	1,013	3.25	3.25	440	-
							8,897	229.25	229.25	2,171	834

Equity Requirement over the next 2-3 years of approximately Rs. 600 Crs for all 7 HAM projects

Financial Closure achieved for all 7 HAM Projects within Stipulated Time

A blue square with a white border containing the number '4' in white, centered on the page.

Annexure I – Summary Financials

Standalone Profitability Statement – Q3 & 9M



Rs. Crores	Q3 FY19	Q3 FY18	YoY Growth (%)	9M FY19	9M FY18	YoY Growth (%)
REVENUE	727.02	472.48	54%	2,021.16	1,097.70	84%
EBITDA	102.14	66.27	54%	306.16	157.92	94%
EBITDA margin	14.0%	14.0%		15.1%	14.4%	
Other Income	6.81	5.66		30.78	16.38	
Depreciation	24.14	19.56		64.03	55.52	
Interest	18.72	6.50		44.70	22.18	
Profit Before Tax	66.08	45.87	44%	228.22	96.59	136%
Tax Expenses	18.73	-47.19		43.24	-42.93	
Current Tax	18.73	2.40		43.97	7.01	
Taxation in respect of earlier years	0.00	-49.85		0.00	-49.85	
Deferred Tax	0.00	0.27		-0.73	-0.08	
Profit After Tax	47.35	93.1	-49%	184.98	139.5	33%
PAT Margin	6.5%	19.70%		9.15%	12.7%	
Total Other Comprehensive Income, net of tax	-0.10	0.05		-0.30	0.17	
Total Comprehensive income	47.25	93.11		184.68	139.68	
Cash Profit (Total Comprehensive Income + Depreciation)	71.40	112.7	-37%	248.71	195.2	27%
Cash Profit Margin	9.82%	23.85%		12.31%	17.8%	

* - Includes bonus of Rs. 25.3 crores

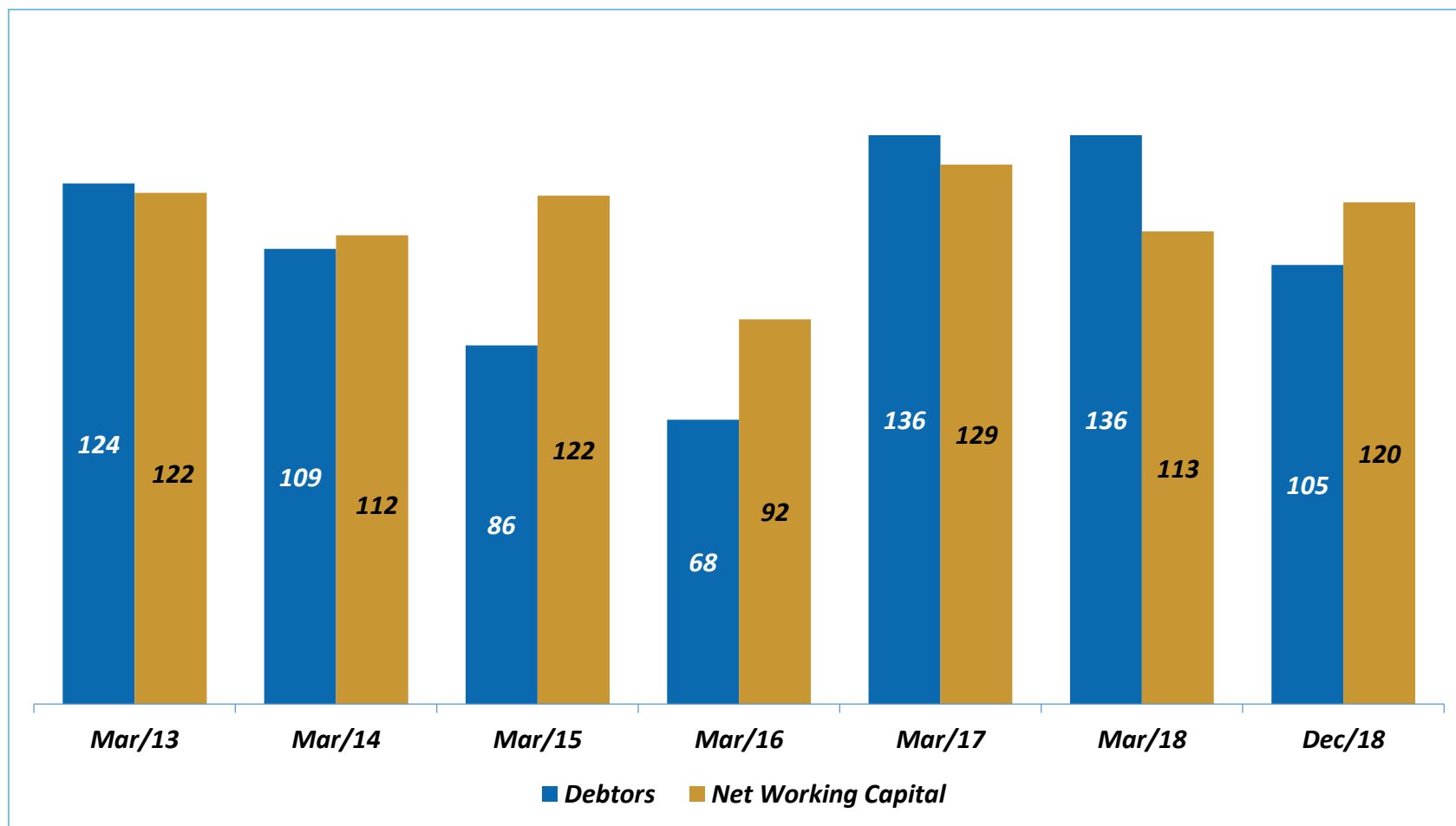
Standalone Balance Sheet



ASSETS (Rs. Crores)	Sep-18	Mar-18
(1) NON-CURRENT ASSETS		
(a) Property, plant & equipment	424.77	404.81
(b) Capital work-in-progress	10.49	11.14
(c) Intangible Asset	1.87	1.60
(d) Financial assets		
(i) Investments	550.84	494.79
(ii) Other Financial Assets	192.14	167.67
(e) Deferred Tax Asset	2.88	2.03
(f) Other Non - current assets	304.20	298.65
Sub Total (A)	1,487.18	1,380.69
(2) CURRENT ASSETS		
(a) Inventories	253.52	175.75
(b) Financial Assets		
(i) Trade receivables	765.51	689.99
(ii) Cash and cash equivalents	10.07	106.12
(iii) Bank Balances other than (ii) above	47.72	41.17
(iv) Other Financial Assets	353.65	245.08
(c) Current tax assets (net)	0.00	0.00
(d) Other current assets	216.80	147.63
Sub Total (B)	1,647.27	1,405.75
Total Assets (A+B)	3,134.45	2,786.44

EQUITY AND LIABILITIES (Rs. Crores)	Sep-18	Mar-18
EQUITY		
(a) Equity Share capital	51.31	51.31
(b) Other equity	1,877.35	1,755.39
Sub Total (C)	1,928.66	1,806.70
LIABILITIES		
(1) Non-Current Liabilities		
(a) Financial Liabilities		
(i) Borrowings	175.70	128.55
(ii) Other Financial Liabilities excl. provisions	104.79	107.26
(b) Provisions	5.44	4.70
(c) Other Non-Current Liabilities	88.02	57.92
Sub Total (D)	373.95	298.44
(2) Current Liabilities		
(a) Financial liabilities		
(i) Borrowings	102.99	0.00
(ii) Trade Payables	440.18	462.84
(iii) Other Financial Liabilities excl. provisions	191.16	140.49
(b) Other current liabilities	76.98	65.11
(c) Provisions	20.54	12.85
Sub Total (E)	831.84	681.30
Total Equity & Liabilities (C+D+E)	3,134.45	2,786.44

Net Working Capital Days*



* - Standalone

Standalone Profitability Statement – Full Year



Rs. Crores	FY18	FY17	YoY
REVENUE	1,856.58*	1,689.11	10%
EBITDA	318.83	221.02	44%
EBITDA margin	17.2%	13.1%	410 bps
Other Income	23.02	46.55	
Depreciation	77.20	53.33	
Interest	30.72	20.31	
Profit Before Tax	233.93	193.93	21%
Total Tax Expenses	-17.11	-15.76	
Current Tax	32.30	8.87	
Taxation in respect of earlier years	-49.85	-25.24	
Deferred Tax	0.43	0.62	
Profit After Tax	251.04	209.69	20%
PAT Margin	13.5%	12.4%	110 bps
Total Other Comprehensive Income, net of tax	-0.41	0.22	
Total Comprehensive income	250.63	209.91	19%
Cash Profit (Total Comprehensive Income + Depreciation)	327.84	263.24	25%
Cash Profit Margin	17.7%	15.6%	210 bps

* - Includes bonus of Rs. 58.23 crores

Standalone Balance Sheet



ASSETS (Rs. Crores)	Mar-18	Mar-17
(1) NON-CURRENT ASSETS		
(a) Property, plant & equipment	404.81	345.90
(b) Capital work-in-progress	11.14	7.82
(c) Intangible Asset	1.60	1.99
(d) Intangible Asset Under Development	0.00	0.00
(e) Financial assets		
(i) Investments	494.79	467.57
(ii) Other Financial Assets	167.67	168.74
(f) Deferred Tax Asset	2.03	2.25
(g) Other Non - current assets	298.65	260.97
Sub Total (A)	1,380.69	1,255.24
(2) CURRENT ASSETS		
(a) Inventories	175.75	153.48
(b) Financial Assets		
(i) Trade receivables	689.99	630.86
(ii) Cash and cash equivalents	106.12	4.43
(iii) Bank Balances other than (ii) above	41.17	31.06
(iv) Other Financial Assets	245.08	195.47
(c) Current tax assets (net)	0.00	0.00
(d) Other current assets	147.63	123.20
Sub Total (B)	1,405.75	1,138.50
Total Assets (A+B)	2,786.44	2,393.74

EQUITY AND LIABILITIES (Rs. Crores)	Mar-18	Mar-17
EQUITY		
(a) Equity Share capital	51.31	51.31
(b) Other equity	1,755.39	1,520.86
Sub Total (C)	1,806.70	1,572.17
LIABILITIES		
(1) Non-Current Liabilities		
(a) Financial Liabilities		
(i) Borrowings	128.55	57.63
(ii) Other Financial Liabilities excl. provisions	107.26	99.96
(b) Provisions	4.70	3.49
(c) Deferred Tax Liability	0.00	0.00
(d) Other Non-Current Liabilities	57.92	64.04
Sub Total (D)	298.44	225.12
(2) Current Liabilities		
(a) Financial liabilities		
(i) Borrowings	0.00	89.72
(ii) Trade Payables	462.84	236.90
(iii) Other Financial Liabilities excl. provisions	140.49	106.85
(b) Other current liabilities	65.11	142.36
(c) Current tax liability	0.00	0.00
(d) Provisions	12.85	20.63
Sub Total (E)	681.30	596.45
Total Equity & Liabilities (C+D+E)	2,786.44	2,393.74

Consolidated Profitability Statement – Full Year



Rs. Crores	FY18	FY17	YoY
REVENUE	2,411.39	2,252.33	7%
EBITDA	769.10	624.08	23%
EBITDA margin	31.9%	27.7%	420 bps
Other Income	24.35	40.60	
Depreciation	261.81	241.57	
Interest	309.31	310.19	
Profit Before Tax	222.33	112.91	97%
Total Tax Expenses	-26.65	-26.09	
Current Tax	35.34	9.71	
Taxation in respect of earlier years	-49.92	-25.30	
Deferred Tax	-12.06	-10.49	
Net Profit from Continuing Operations	248.98	139.00	79%
Share in Profit /(Loss) of Associates and Joint Ventures accounted for using equity method	-5.97	-20.73	
Net Profit After Tax	243.01	118.28	105%
PAT Margin	10.1%	5.3%	480 bps
Total other Comprehensive income, net of tax	-0.25	0.33	
Total Comprehensive income for the Period	242.76	118.60	105%
Cash Profit (Total Comprehensive Income + Depreciation)	504.57	360.17	40%
Cash Profit Margin	20.9%	16.0%	490 bps

Consolidated Balance Sheet




ASSETS (Rs. Crores)	Mar-18	Mar-17
(1) NON-CURRENT ASSETS		
(a) Property, plant & equipment	409.23	351.21
(b) Capital work-in-progress	11.14	7.82
(c) Intangible Asset	1,869.51	2,053.62
(d) Intangible Asset Under Development	0.00	0.00
(e) Financial assets		
(i) Investments	29.19	35.16
(ii) Trade Receivables	1,640.26	1,161.19
(iii) Other Financial Assets	167.75	169.71
(f) Deferred Tax Asset	15.07	1.11
(g) Other Non - current assets	349.22	280.93
Sub Total (A)	4,491.36	4,060.75
(2) CURRENT ASSETS		
(a) Inventories	175.75	153.48
(b) Financial Assets		
(i) Investments	140.14	67.53
(ii) Trade receivables	594.53	652.37
(iii) Cash and cash equivalents	144.00	15.49
(iv) Bank balances other than (iii) above	41.17	31.06
(iv) Other Financial Assets	119.48	89.01
(c) Current tax assets (net)	0.00	0.00
(d) Other current assets	195.59	148.82
Sub Total (B)	1,410.67	1,157.76
Total Assets (A+B)	5,902.03	5,218.51

EQUITY AND LIABILITIES (Rs. Crores)	Mar-18	Mar-17
EQUITY		
(a) Equity Share capital	51.31	51.31
(b) Other equity	1,637.40	1,409.72
Non Controlling Interest	0.01	0.01
Sub Total (C)	1,688.72	1,461.04
LIABILITIES		
(1) Non-Current Liabilities		
(a) Financial Liabilities		
(i) Borrowings	1,842.72	1,673.37
(ii) Trade Payables	988.16	1,103.81
(iii) Other Financial Liabilities	130.20	112.88
(b) Provisions	119.96	64.88
(c) Deferred Tax Liability	0.00	0.00
(d) Other Non-Current Liabilities	155.55	64.04
Sub Total (D)	3,236.59	3,018.97
(2) Current Liabilities		
(a) Financial liabilities		
(i) Borrowings	22.51	121.29
(ii) Trade Payables	472.69	276.77
(iii) Other Financial Liabilities	264.90	171.27
(b) Other current liabilities	202.73	148.19
(c) Current tax liability	1.04	1.06
(d) Provisions	12.86	19.92
Sub Total (E)	976.71	738.50
Total Equity & Liabilities (C+D+E)	5,902.03	5,218.51

5

Annexure II – Company Overview



Established track record of timely/early completion of projects



Infrastructure construction, development and management company; expertise in execution of projects including highways, bridges, flyovers, airport runways, industrial areas and transmission lines



Executed 62 major infrastructure projects spread across 13 states, of which 39 are road EPC projects; currently executing 19 projects



Large fleet of sophisticated equipment and professionally qualified & experienced employee base



Operating 6 BOT & 1 OMT project, comprising of both toll & annuity assets; Total 7 HAM projects comprising - 4 HAM project under-construction, for balance 3 projects Financial Closure is achieved and Appointed date is awaited

Strong credit rating of CARE AA- for Long Term, CARE A1+ for Short Term Loans, “Stable” outlook and CARE A1+ for Commercial Paper

Business Overview



Completed first of its kind BOT annuity project - area redevelopment and management of Industrial Estate of Narela, New Delhi for Delhi State Industrial & Infrastructure Development Corporation (DSIIDC)



Industrial Area Development



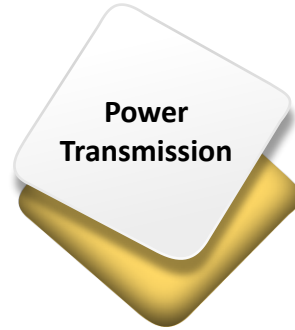
Dedicated Freight Corridor / Railways

Design, procurement and construction of track and track related works on Mughalsarai - Sonnagar section of Dedicated Eastern Freight Corridor on EPC basis – under execution

Completed 39 infrastructure road projects on EPC basis



Roads & Highways EPC



Power Transmission

Set up power transmission lines of approximately 350 km of 132/220 kilovolt lines on a turn-key basis

Executed 20 airport runway projects across India & received 'Super Special' class certification from Military Engineering Services



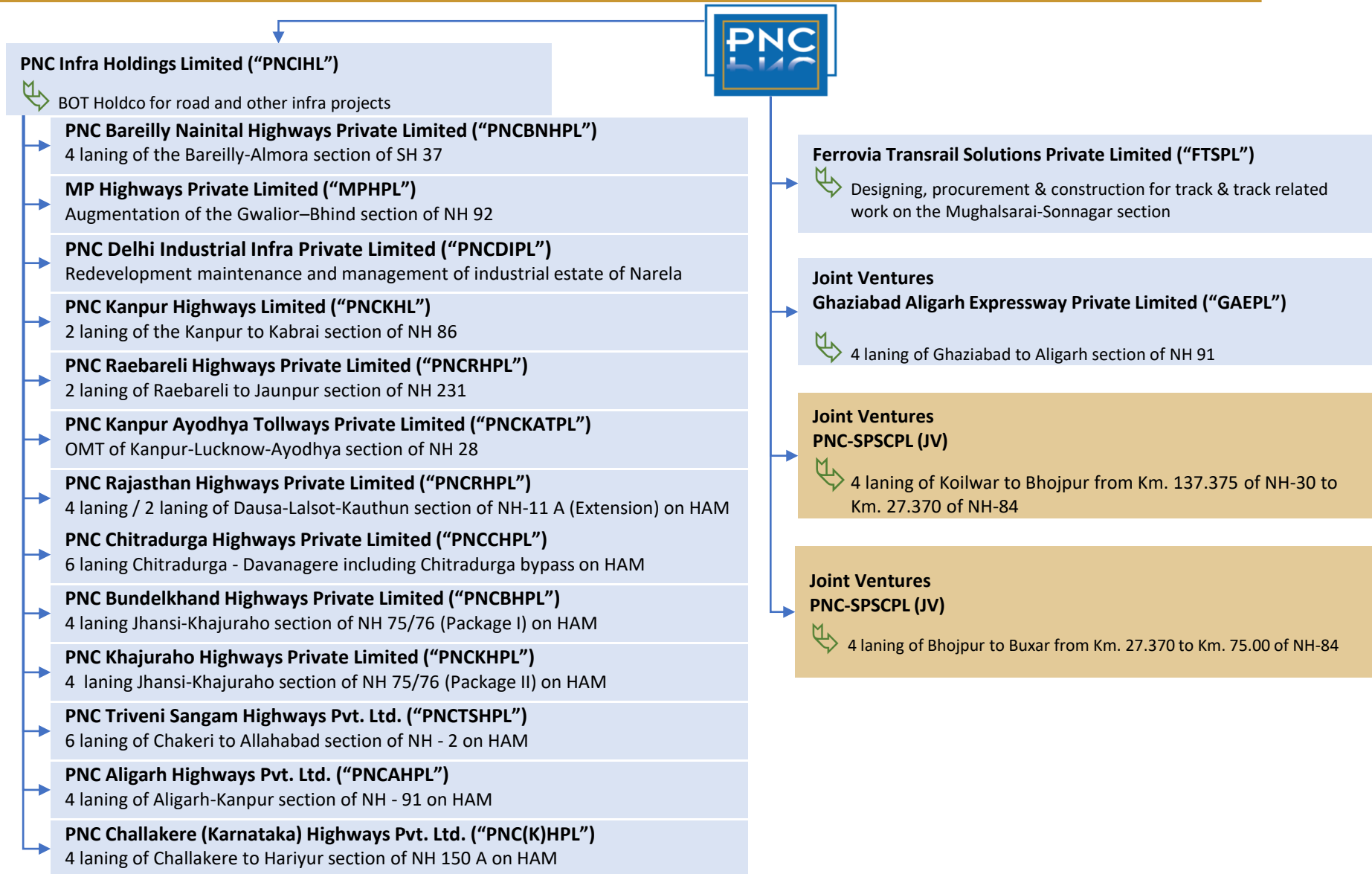
Airport Runways



Roads & Highways BOT / OMT / HAM

Operating 6 BOT & 1 OMT project, comprising of both toll & annuity assets; Total 7 HAM projects comprising - 4 HAM project under-construction, for balance 3 projects Financial Closure is achieved and Appointed date is awaited

Corporate Structure



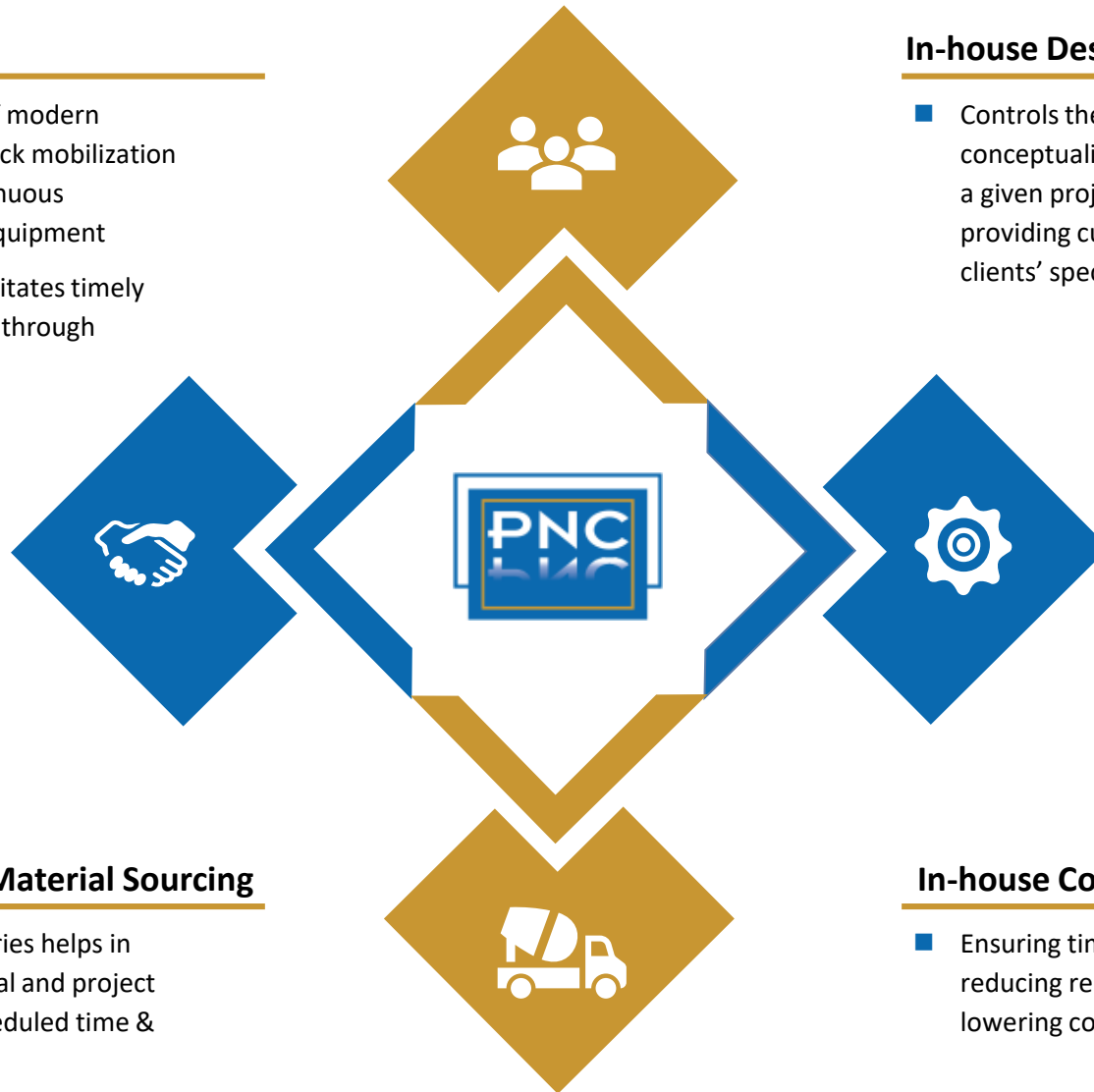
Integrated Business Model

Equipment Bank

- Ownership of a fleet of modern equipment enables quick mobilization besides ensuring continuous availability of critical equipment
- Reduces costs and facilitates timely completion of projects through enhanced control

In-house Design & Engineering

- Controls the entire process from conceptualization to commissioning of a given project which helps in providing customized solutions as per clients' specific requirements



Own Quarries / Raw Material Sourcing


- Own / Leasing of Quarries helps in securing of raw material and project completion within scheduled time & budget

In-house Construction

- Ensuring timely completion of projects, reducing reliance on third parties and lowering costs

Man and Machine added to execute more projects

- Strengthening of In-house execution team with induction of engineers with strong technical knowledge
- Investments in Machinery over the years to augment and upgrade the execution capabilities



Strong Credit Rating

- Long term bank facilities “CARE AA- (Double A Minus)”
- Short term bank facilities “CARE A1+ (A One plus)”
- “Stable” outlook
- Commercial Paper rating stands at CARE A1+ (A One plus)

Enhanced Working Capital Limits

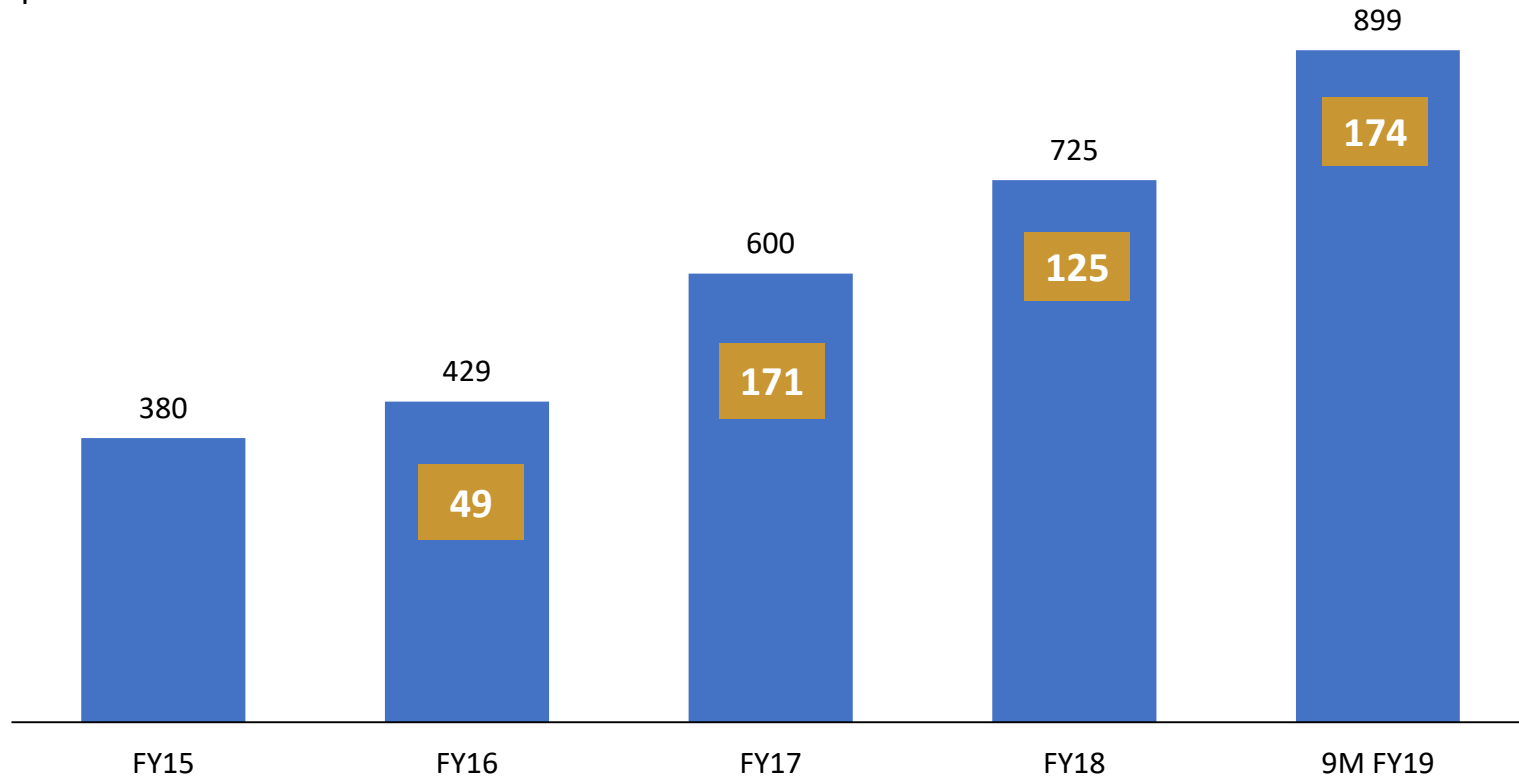
- Enhanced Fund Based Limits from Rs. 650 crores to Rs. 750 crores which will enable us to execute projects without financial constraints
- Enhanced Non-Fund Based Limits from Rs. 2,650 crores to Rs. 3,350 crores will enable to Bid for higher no. of projects which are larger in size

Enhanced to augment & upgrade the execution



Rs. Crores

■ - Capex addition



Capex over last 3 years will enable us to achieve a Turnover of Rs. 3,500-4,000 crores

In-house Equipment Bank



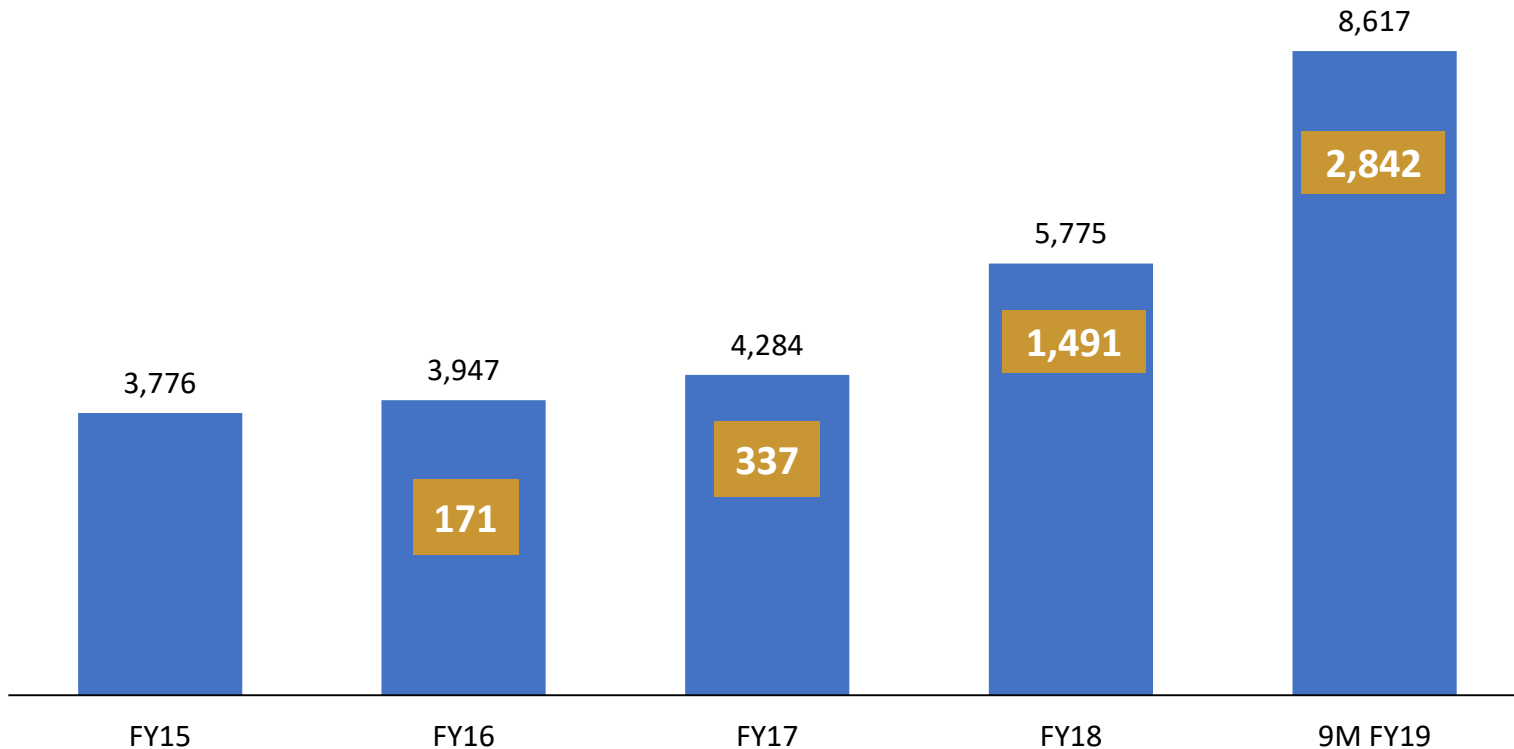
Name of Machinery	OEM	Quantity
Heavy Duty Vehicles	Ashok Leyland, Tata Motors	1,060
Diesel Generators	Cummins/Jackson, Sudhir, Kirloskar, A/L, Greaves, Prakash, Escorts	384
Light Duty Vehicles and Attachments	Mahindra, Tata, Farm Trac, John Deere	358
Passenger Vehicles	Toyota, Mercedes, Tata, Mahindra, BMW	143
Backhoe Loader	CAT, JCB	126
Storage Tank	--	125
Weigh Bridge upto 100 Ton	Ashbee/ Vishwakarma/ Jyoti Weighing	108
Hydraulic Excavators	Komatsu, CAT, Volvo, Dozco	102
Soil Compactors	Escorts, Greaves, IR, Volvo, HAMM	99
Wheel Loaders	CAT, HM, Liugong	94
Air Compressor (Upto 350 CFM)	IR, Local	86
Paver Finisher (Concrete / Bituminous / Slipform)	IR, Apollo, Voegele, Wirtgen, Multiquip	74
Vibratory Tandem Rollers	IR, HAMM, Dynapac	73
Motor Grader and Dozers	CAT, Volvo, Sany, SEM	73
Concrete Batching Plant & Concrete Mixture	Schwing Stetters, Universal, Allen Buildwell	68
Cranes (Goliath, Tower, Hydra)	Alpha, CAT, Escorts	44
Tower Light	Bellstone, IR, Akshay Patra, Prakash	38
Tar Boiler/Bitumen Distributor	Local, Apollo, Allwin	37
Crusher Plants & Sand Screen/Washing Plant	Metso, Terex, Local, Wier Minerals	35
Static Roller / Plate Compactors	Local	34
Broomer	Apollo, Allwin	30
Kerb Paver	Apollo, Arrow, Roadtech	20
Hot Mix Plants	Apollo, Linnhoff, Speco, Shiv Shakti	19
Wet Mix Plants	Apollo, Everest, Shiv Shakti	19
Concrete Pump and Placer	Schwing Stetter, Putz, Greaves, Surilla	19
PTR	HAMM, IR, Greaves	12
Chilling Plant	Schwing Stetter	11
Milling Machine	Wirtgen	3
Gross Block*		Rs. 899 crores

Strengthening of In-house execution team



Current Total Employees: Over 8,600

■ - Employee addition



Strengthening of In-house execution team with induction of engineers with strong technical knowledge

- **Enhanced Working Capital Limits**
 - ✓ Enhanced Fund Based Limits from Rs. 650 crores to **Rs. 750 crores** which will enable us to execute projects without financial constraints
 - ✓ Enhanced Non-Fund Based Limits from Rs. 2,650 crores to **Rs. 3,350 crores** will enable to Bid for higher no. of projects which are larger in size

- **Reduced Average Cost of Borrow during Calendar Year 2017**
 - ✓ Cost of borrow of operational projects **reduced** from 10.05% to **8.84%** resulting in savings of over **Rs. 20 crore pa**
 - ✓ Cost of Borrow on Working Capital Loans has **reduced** from 10.49% to **8.80%**

Strong Credit Rating

Reaffirmed

- PNC Infratech Ltd.
 - ✓ Long term bank facilities stands at **CARE AA- (Double A Minus)**
 - ✓ Short term bank facilities stands at **CARE A1+ (A One plus)**
 - ✓ Commercial Paper rating stands at **CARE A1+ (A One plus)**
- PNC Delhi Industrialinfra Pvt. Ltd.
 - ✓ Long term bank facilities at **CARE BBB; Stable (Triple B; Outlook: Stable)**
- PNC Bareilly Nainital Highways Pvt. Ltd.
 - ✓ Long term bank facilities at **CARE BBB; Stable (Triple B; Outlook: Stable)**
- PNC Rajasthan Highways Pvt. Ltd.
 - ✓ Long term bank facilities at **CARE A-; Stable (Single A Minus; Outlook: Stable)**
 - ✓ Short term bank facilities at **CARE A1 (A One)**
- PNC Raebareli Highways Pvt. Ltd.
 - ✓ Long term bank facilities at **CARE AA; Stable [Double AA; Outlook: Stable]**
 - ✓ Short term bank facilities **CARE AA-; Stable [Double AA Minus; Outlook: Stable]**

Assigned

- PNC Khajuraho Highways Pvt. Ltd.
 - ✓ Assigned **CARE A-; Stable (Single A Minus; Outlook: Stable)** on long term bank facilities
- PNC Chitradurga Highways Pvt. Ltd.
 - ✓ Assigned **CARE A-; Stable (Single A Minus; Outlook: Stable)** on long term bank facilities
- PNC Bundelkhand Highways Pvt. Ltd.
 - ✓ Assigned **CARE A-; Stable (Single A Minus; Outlook: Stable)** on long term bank facilities
- PNC Triveni Sangam Highways Pvt. Ltd.
 - ✓ Assigned Provisional **CARE A-; Stable (Provisional Single A Minus; Outlook: Stable)** on long term bank facilities
- PNC Aligarh Highways Pvt. Ltd.
 - ✓ Assigned Provisional **CARE A; Stable (Provisional Single A; Outlook: Stable)** on long term bank facilities

Upgraded

- MP Highways Pvt. Ltd.: CARE upgraded credit rating by 1 notch
 - ✓ From CARE A-; Stable (Single A Minus; Outlook: Stable) to **CARE A; stable (Single A; Outlook: Stable)** for Long Term Bank Facilities

Experienced Promoters



Mr. Pradeep Kumar Jain

Chairman & Managing Director

- Over 39 years of experience in the construction, infrastructure sector and allied areas
- Responsible for overall administration and supervision of projects and liaison with agencies



Mr. Naveen Kumar Jain

Promoter

- Over 30 years of experience in industries such as construction, cold storage, transportation, machineries and transport organization



Mr. Chakresh Kumar Jain

Managing Director & CFO

- Over 29 years of experience in development of infrastructure sector, such as construction of highways, airports, rail over-bridges among others
- Responsible for overall finance, project management and administration



Mr. Yogesh Kumar Jain

Managing Director

- Over 24 years of experience in planning, execution, supervision of work starting from pre-qualification and tendering up to completion and handing over of sites
- Responsible for technical supervision of projects up to completion stage of such projects

Board of Directors



Mr. Pradeep Kumar Jain

CMD



Mr. Chakresh Kumar Jain

Managing Director & CFO



Mr. Yogesh Kumar Jain

Managing Director



Mr. Anil Kumar Rao

Whole-time Director



Mr. Chhotu Ram Sharma

Independent Director



Mr. Gauri Shankar

Independent Director



Mr. Ashok Kumar Gupta

Independent Director



Mr. Krishan Kumar Jalan (IAS)

*Additional Director
(Independent)*



Ms. Deepika Mittal

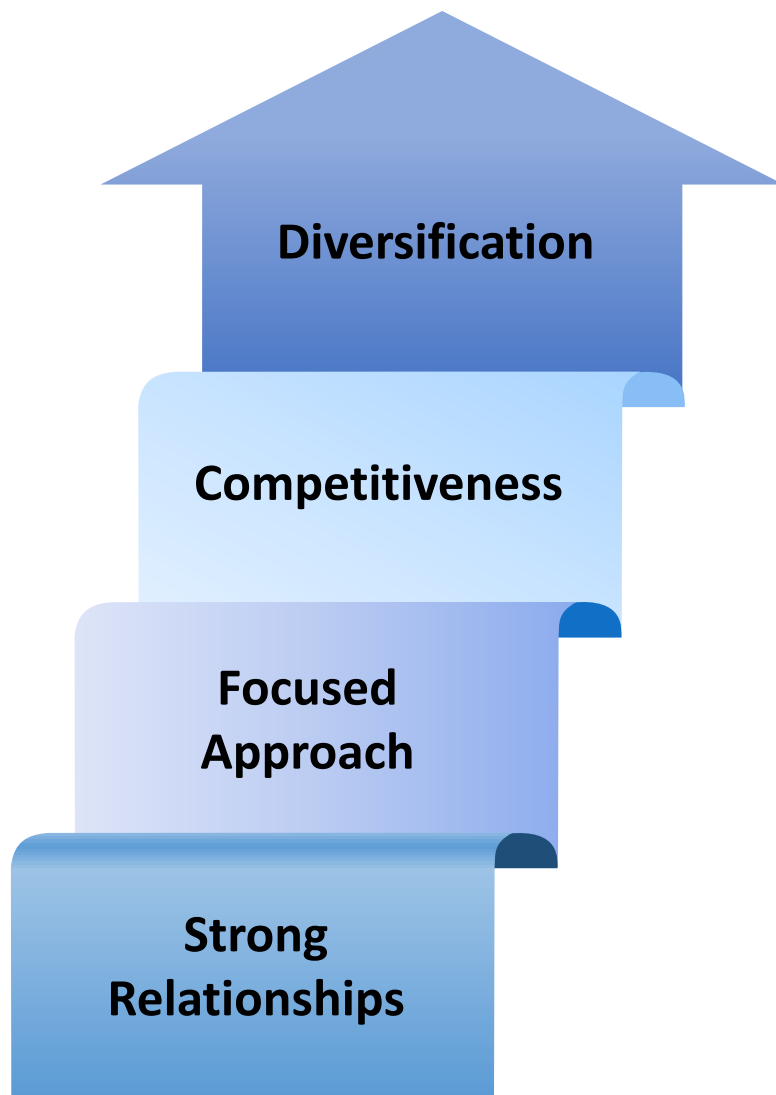
Independent Director

Clientele



Uttar Pradesh Power Corporation Limited





Diversification:

- Leveraging Strong Project Execution track record to diversify into new functional areas of infrastructure development
- Expand presence in development of industrial areas and dedicated freight corridor projects
- Diversify into waste management, water-related infrastructure projects such as river-connecting

Competitiveness:

- Improve performance and competitiveness of existing business through investments in technology, equipment and skilled manpower
- Investments in modern equipment will ensure cost effective execution

Focused Approach:

- Continue to focus on our Core EPC Strength & Regional Expertise
- Increase presence in BOT, OMT & HAM projects by leveraging our technical and financial credentials developed through our focus on core EPC projects

Strong Relationships:

- Maintaining Strategic Alliances with companies whose Resources, Skills & Strategies for synergy
- Enter into project-specific JVs or sub-contracting relationships

For further information, please contact:

Company :

PNC Infratech Ltd
CIN: L45201DL1999PLC195937

Mr. D. K. Maheshwari
Vice President - Finance

dkm@pncinfratech.com

www.pncinfratech.com

Investor Relations Advisors :

Strategic Growth Advisors Pvt. Ltd.
CIN: U74140MH2010PTC204285

Mr. Jigar Kavaiya
Group Account Head
+91-9920602034

jigar.kavaiya@sgapl.net

www.sgapl.net