

8th August, 2023

BSE Limited
Phiroze Jeejeebhoy Towers,
Dalal Street,
Mumbai – 400 001
Scrip Code – 506655
Scrip Code NCDs - 974058

National Stock Exchange of India Limited
Exchange Plaza, C-1, Block G,
Bandra Kurla Complex,
Bandra (East), Mumbai – 400 051
Scrip Symbol - SUDARSCHEM

Dear Sir / Madam,

**Sub : Statement of Unaudited Financial Results (Stand-alone and Consolidated)
for the quarter ended 30th June, 2023**

Pursuant to the provisions of Regulation 30 (read with Part A of Schedule III), Regulation 33 and 52 of SEBI (Listing Obligations and Disclosure Requirements) Regulations, 2015, as amended from time to time, please find enclosed the Unaudited Financial Results (Stand-alone and Consolidated) for the quarter ended 30th June, 2023 duly approved and taken on record by the Board of Directors of the Company at its meeting held today i.e. on Tuesday, 8th August, 2023.

The 'Limited Review Report' issued by M/s. S R B C & CO LLP, Chartered Accountants, Statutory Auditors, with respect to the said results is also enclosed.

The Board Meeting commenced at 4:30 p.m. (IST) and concluded at 7:10 p.m. (IST)

Kindly take the same on record.

Thanking You,
Yours Faithfully,
For SUDARSHAN CHEMICAL INDUSTRIES LIMITED

MANDAR VELANKAR
GENERAL COUNSEL AND COMPANY SECRETARY

Encl: As above

Sudarshan Chemical Industries Limited

Registered Office:

7th Floor, Eleven West Panchshil, Survey No. 25,
Near PAN Card Club Road, Baner, Pune – 411 045,
Maharashtra, India

Tel. No.: +91 20 682 81 200

Email: contact@sudarshan.com

www.sudarshan.com

SUDARSHAN CHEMICAL INDUSTRIES LIMITED

REGD.OFFICE / GLOBAL HEAD OFFICE : 7TH FLOOR, ELEVEN WEST PANCHSHIL, SURVEY NO. 25,
NEAR PAN CARD CLUB ROAD, BANER, PUNE – 411 045, MAHARASHTRA, INDIA


Tel. : +91 20 682 81 200 Email : investorrelations@sudarshan.com Website : www.sudarshan.com
CIN : L24119PN1951PLC008409

PART I - STATEMENT OF UNAUDITED STANDALONE FINANCIAL RESULTS FOR THE QUARTER ENDED 30th JUNE 2023

(₹ in Lakhs)

Sr. No.	Particulars	Quarter Ended			Year Ended
		30.06.2023 (Unaudited)	31.03.2023 (Audited) refer note 6	30.06.2022 (Unaudited)	31.03.2023 (Audited)
1	Income from operations				
	(a) Revenue from operations	51,894.7	53,589.8	51,130.5	1,95,160.3
	(b) Other operating income	582.8	562.0	446.8	2,450.2
	Total income from operations	52,477.5	54,151.8	51,577.3	1,97,610.5
2	Other income	421.1	103.0	65.4	415.0
3	Total income (1 + 2)	52,898.6	54,254.8	51,642.7	1,98,025.5
4	Expenses				
	(a) Cost of materials consumed	30,749.5	32,091.5	34,200.9	1,16,387.5
	(b) Changes in inventories of finished goods and work-in-progress	40.4	885.8	(1,933.4)	5,467.3
	(c) Employee benefits expense	3,473.2	3,295.5	3,237.1	12,695.3
	(d) Finance costs	833.3	1,263.6	549.5	3,668.9
	(e) Depreciation and amortisation expense	3,366.3	2,967.3	2,518.1	11,110.7
	(f) Other expenses (refer note 3)	11,729.4	10,978.8	12,355.8	44,913.1
	Total expenses	50,192.1	51,482.5	50,928.0	1,94,242.8
5	Profit before exceptional item and tax (3 - 4)	2,706.5	2,772.3	714.7	3,782.7
6	Exceptional Item (refer note 7)	31,510.1	-	-	-
7	Profit before tax (5 + 6)	34,216.6	2,772.3	714.7	3,782.7
8	Tax expense				
	(a) Current tax (refer note 7)	7,470.1	(68.7)	167.8	-
	(b) Adjustment of tax related to earlier periods (net)	-	0.2	-	(83.6)
	(c) Deferred tax	215.3	571.2	16.4	725.3
	Total tax expense	7,685.4	502.7	184.2	641.7
9	Profit for the period / year (7 - 8)	26,531.2	2,269.6	530.5	3,141.0
10	Other Comprehensive Income (OCI)				
	(a) Items that will not be reclassified to profit or loss				
	Re-measurement gains / (losses) on defined benefit plans	96.2	(63.2)	89.0	44.7
	Income tax effect	(24.2)	15.9	(22.4)	(11.3)
		72.0	(47.3)	66.6	33.4
	(b) Items that will be reclassified to profit or loss				
	Net movement on effective portion of cash flow hedges	441.0	315.5	(1,147.1)	(2,184.4)
	Income tax effect	(279.3)	(680.6)	288.7	(51.4)
		161.7	(365.1)	(858.4)	(2,235.8)
	Other Comprehensive Income (net of taxes)	233.7	(412.4)	(791.8)	(2,202.4)
11	Total Comprehensive Income (9 + 10)	26,764.9	1,857.2	(261.3)	938.6
12	Paid-up equity share capital (Face Value ₹ 2/- per share)	1,384.5	1,384.5	1,384.5	1,384.5
13	Earnings per share (before exceptional item, refer note 7) *				
	(of ₹ 2/- each)				
	Basic (in ₹)	2.8	3.3	0.8	4.5
	Diluted (in ₹)	2.8	3.3	0.8	4.5
	Earnings per share (after exceptional item, refer note 7) *				
	(of ₹ 2/- each)				
	Basic (in ₹)	38.3	3.3	0.8	4.5
	Diluted (in ₹)	38.3	3.3	0.8	4.5

* Not annualised



SUDARSHAN CHEMICAL INDUSTRIES LIMITED

REGD.OFFICE / GLOBAL HEAD OFFICE : 7TH FLOOR, ELEVEN WEST PANCHSHIL, SURVEY NO. 25,

NEAR PAN CARD CLUB ROAD, BANER, PUNE – 411 045, MAHARASHTRA, INDIA

Tel. : +91 20 682 81 200 Email : investorrelations@sudarshan.com

Website : www.sudarshan.com CIN : L24119PN1951PLC008409


NOTES :

- The above unaudited standalone financial results were reviewed by the Audit Committee and approved by the Board of Directors at their respective meetings held on 8th August, 2023. These unaudited standalone financial results have been prepared in accordance with the Indian Accounting Standards ("Ind-AS") as specified under Section 133 of the Companies Act, 2013 read with rule 3 of the Companies (Indian Accounting Standards) Rules, 2015 (as amended from time to time) and the provisions of the Companies Act, 2013.
- The disclosures under Ind AS 108 - Operating Segments have been included in the consolidated financial results and accordingly, not included in the standalone financial results.
- Other expenses includes foreign exchange loss for the period.

Particulars	Quarter Ended			Year Ended
	30.06.2023	31.03.2023	30.06.2022	31.03.2023
Foreign exchange loss	225.7	223.5	468.3	1,658.0

- The Indian Parliament has approved the Code on Social Security, 2020 which would impact the contributions by the Company towards Provident Fund and Gratuity. The Ministry of Labour and Employment had released draft rules for the Code on Social Security, 2020 on 13th November, 2020. The Company will assess the impact and its evaluation once the subject rules are notified. The Company will give appropriate impact in its financial results in the period in which, the Code becomes effective and the related rules to determine the financial impact are published.
- On 18th July 2022, the Company issued and allotted 990 (Nine Hundred and Ninety only) 8.45% unsecured rated listed taxable redeemable Non-convertible Debentures (NCDs) amounting to ₹ 9,900.0 lakhs (Face value of ₹ 10.0 lakhs each) repayable at the end of 3 years from the date of allotment, on private placement basis. The said NCDs were listed on the Wholesale Debt Market Segment of BSE Ltd. on 21st July 2022. Additional disclosures as per Clause 52 (4) and Clause 52 (2) of Securities and Exchange Board of India (Listing Obligations and Disclosure Requirements) Regulations, 2015 are as under:

Sr. No.	Particulars	Quarter Ended			Year Ended
		30.06.2023	31.03.2023	30.06.2022	31.03.2023
1	Debt-equity ratio (times) [(Non-current borrowings + Current borrowings) / Equity (Share capital + Reserves)]	0.53	0.92	0.98	0.92
2	Long term debt to working capital (times) [(Non-current borrowings + Current maturities of long-term debt) / Net working capital (Current assets-Current liabilities excl. Current maturities of long-term debt)]	1.08	2.35	2.24	2.35
3	Total debts to total assets ratio (%) [(Non-current borrowings + Current borrowings) / Total assets]	25.1%	34.8%	35.6%	34.8%
4	Debt service coverage ratio (times) [(Net income / Debt obligations) [Net income is Profit after tax (before exceptional items) + Interest + Depreciation] (Debt obligations is maturity of long-term debts and interest payment for the period upto three months for quarter / twelve months for year ended ratios)]	0.97	1.62	0.81	0.98
5	Interest service coverage ratio (times) [Earnings before interest, taxes, depreciation and amortization and exceptional items - Interest income]/ Finance cost]	8.22	5.18	6.76	4.36
6	Current ratio (times) [Current assets / Current liabilities]	1.51	1.11	1.09	1.11
7	Bad debts to Trade receivable ratio (%) (not annualised for the quarter) [Bad Debts / Average trade receivable]	Not applicable as there are no bad debts			
8	Current liability ratio (%) [Current liabilities / Total liabilities]	57.9%	58.9%	67.9%	58.9%
9	Debtors turnover (in times) [(Sales of goods / Average trade receivable)] - (not annualised for the quarter)	1.23	1.27	1.11	4.41
10	Inventory turnover (in times) [(Cost of good sold / Average inventory)] - (not annualised for the quarter)	0.79	0.84	0.64	2.86
11	Operating margin (in %) [(Profit before tax and exceptional items + Depreciation and amortisation expense + Finance costs (-) Other income) / Revenue from operations]	12.4%	12.7%	7.2%	9.2%
12	Net profit margin (in %) [(Net profit for the period before exceptional items / Sale of goods)]	3.7%	4.2%	1.0%	1.6%
13	Asset coverage ratio on secured Non - Convertible Debentures (NCDs) (in times) [Total assets pledged for secured NCDs / Outstanding balance of secured NCDs]	Not applicable as NCDs are unsecured.			
14	Debenture redemption reserve	Not applicable			
15	Net worth (₹ in Lakhs)	1,07,607.2	80,810.8	82,984.9	80,810.8



SUDARSHAN CHEMICAL INDUSTRIES LIMITED

REGD.OFFICE / GLOBAL HEAD OFFICE : 7TH FLOOR, ELEVEN WEST PANCHSHIL, SURVEY NO. 25,
NEAR PAN CARD CLUB ROAD, BANER, PUNE – 411 045, MAHARASHTRA, INDIA

Tel. : +91 20 682 81 200 Email : investorrelations@sudarshan.com
Website : www.sudarshan.com CIN : L24119PN1951PLC008409

Note : Pursuant to Regulation 52(3) of the SEBI (Listing Obligations and Disclosure Requirements) Regulations, 2015, the requirement to disclose security cover is not applicable, since the Company's non-convertible debentures are unsecured. Below are the details for interest and principal repayment


Previous due date for payment of interest for NCDs	Not applicable as no payment was due till 30 th June, 2023
Paid on	
Previous due date for repayment of principal for NCDs	18 th July, 2023
Paid on	
Next due date for payment of interest for NCDs	18 th July, 2023
Amount of Interest	₹ 836.6 Lakhs
Next due date for repayment of principal for NCDs	18 th July, 2025
Redemption Amount	₹ 9900 Lakhs
Credit rating *	"IND AA -"

* Credit rating has been affirmed by "India Ratings and Research Private Limited" on 4th July, 2023.


- The figures for the quarter ended 31st March, 2023 as reported in these standalone financial results are the balancing figures between audited figures in respect of the full financial year and the published year to date figures upto the end of the third quarter of the relevant financial year which have been reviewed and not subjected to audit.
- During the quarter ended 30th June, 2023, the Company concluded the sale of its freehold land along with the structures thereon located at 162 Wellesley Road, Pune 411 001, for a total consideration of ₹ 35,600.0 lakhs resulting into a gain of ₹ 31,510.1 lakhs (net of transaction costs and other incidental costs). These assets were disclosed as Assets Held for Sale as on 31st March, 2023. Tax expense on this exceptional item amounting to ₹ 6,921.0 lakhs is included in current tax expenses.
- On 23rd May, 2023, the Board of Directors have recommended a dividend of ₹ 1.5/- per share on Face value of ₹ 2/- per share (i.e. 75%) for the financial year 2022-23, which is subject to approval by the shareholders at the 72nd Annual General Meeting of the Company to be held on 11th August, 2023.
- The managerial remuneration paid / payable to Directors amounting to ₹ 500.8 lakhs to Managing Director and ₹ 45.9 lakhs to the Chairman and Non-Executive Director for the financial year ended 31st March 2023, was lower than the corresponding previous year. The managerial remuneration paid / payable by the Company to the aforesaid directors for the financial year ended 31st March, 2023 was in excess of the limits applicable under section 197 of the Companies Act, 2013 read with Schedule V thereto and SEBI (Listing Obligations and Disclosure Requirements) Regulations, 2015, by ₹ 277.3 lakhs and ₹ 46.7 lakhs respectively. The managerial remuneration paid / payable in excess of the limits has been approved by the Board of Directors and the Company will place the same before the shareholders for their approval in the forthcoming Annual General Meeting scheduled on 11th August, 2023 in compliance with the applicable provisions of the Companies Act, 2013 and (Listing Obligations and Disclosure Requirements) Regulations, 2015. However, the Chairman and Non-Executive Director of the Company has refunded ₹ 45.9 lakhs to the Company subsequent to 31st March, 2023.
- The Company is not categorised as a large corporate and hence disclosures pursuant to SEBI Circular No. SEBI/HO/DDHS/P/CIR/2021/613 dated 10th August, 2021 have not been made in the financial results.
- The aforesaid audited standalone financial results will be uploaded on the Company's website www.sudarshan.com and will also be available on the websites of BSE Limited www.bseindia.com and The National Stock Exchange of India Limited www.nseindia.com for the benefit of shareholders and investors.

Pune : 8th August, 2023

For and on behalf of the Board of Directors



R. B. RATHI
MANAGING DIRECTOR
DIN: 00018628



Independent Auditor's Review Report on the quarterly unaudited standalone Ind AS financial results of the Company pursuant to the Regulation 33 and 52 of the SEBI (Listing Obligations and Disclosure Requirements) Regulations, 2015, as amended

**Review Report to
The Board of Directors
Sudarshan Chemical Industries Limited**

1. We have reviewed the accompanying statement of unaudited standalone Ind AS financial results of Sudarshan Chemical Industries Limited (the "Company") for the quarter ended June 30, 2023 (the "Statement") attached herewith, being submitted by the Company pursuant to the requirements of Regulation 33 and 52 of the SEBI (Listing Obligations and Disclosure Requirements) Regulations, 2015, as amended (the "Listing Regulations").
2. The Company's Management is responsible for the preparation of the Statement in accordance with the recognition and measurement principles laid down in Indian Accounting Standard 34, (Ind AS 34) "Interim Financial Reporting" prescribed under Section 133 of the Companies Act, 2013 as amended, read with relevant rules issued thereunder and other accounting principles generally accepted in India and in compliance with Regulation 33 and 52 of the Listing Regulations. The Statement has been approved by the Company's Board of Directors. Our responsibility is to express a conclusion on the Statement based on our review.
3. We conducted our review of the Statement in accordance with the Standard on Review Engagements (SRE) 2410, "Review of Interim Financial Information Performed by the Independent Auditor of the Entity" issued by the Institute of Chartered Accountants of India. This Standard requires that we plan and perform the review to obtain moderate assurance as to whether the Statement is free of material misstatement. A review of interim financial information consists of making inquiries, primarily of persons responsible for financial and accounting matters, and applying analytical and other review procedures. A review is substantially less in scope than an audit conducted in accordance with Standards on Auditing and consequently does not enable us to obtain assurance that we would become aware of all significant matters that might be identified in an audit. Accordingly, we do not express an audit opinion.
4. Based on our review conducted as above, nothing has come to our attention that causes us to believe that the accompanying Statement, prepared in accordance with the recognition and measurement principles laid down in the aforesaid Indian Accounting Standards ('Ind AS') specified under Section 133 of the Companies Act, 2013 as amended, read with relevant rules issued thereunder and other accounting principles generally accepted in India, has not disclosed the information required to be disclosed in terms of the Listing Regulations, including the manner in which it is to be disclosed, or that it contains any material misstatement.
5. We draw attention to note 9 to the standalone Ind AS financial results which describes that the managerial remuneration paid / payable by the Company to the directors for the financial year ended March 31, 2023 was in excess of the limits applicable under section 197 of the Companies Act, read with Schedule V thereto and SEBI (Listing Obligations and Disclosure Requirements) Regulations, 2015, by INR 277.3 lakhs and INR 46.7 lakhs respectively. The managerial remuneration paid / payable in excess of the limits has been approved by the Board of Directors and the Company will place the same before the shareholders for their approval in the forthcoming Annual General Meeting scheduled on August 11, 2023.

Our conclusion is not modified in respect of this matter.



SRBC & COLLP

Chartered Accountants

6. The comparative Ind AS financial information of the Company for the corresponding quarter ended June 30, 2022 included in these standalone Ind AS financial results, were reviewed by the predecessor auditor who expressed an unmodified conclusion on those financial information on August 05, 2022.

For SRBC & COLLP

Chartered Accountants

ICAI Firm registration number: 324982E/E300003

H S Ginwala

per Huzefa Ginwala

Partner

Membership No.: 111757

UDIN: 23111757BG4QK02100



Place: Pune

Date: August 8, 2023

SUDARSHAN CHEMICAL INDUSTRIES LIMITED


REGD.OFFICE / GLOBAL HEAD OFFICE : 7TH FLOOR, ELEVEN WEST PANCHSHIL, SURVEY NO. 25,
NEAR PAN CARD CLUB ROAD, BANER, PUNE – 411 045, MAHARASHTRA, INDIA

Tel. : +91 20 682 81 200 Email : investorrelations@sudarshan.com Website : www.sudarshan.com
CIN : L24119PN1951PLC008409

PART I - STATEMENT OF UNAUDITED CONSOLIDATED FINANCIAL RESULTS FOR THE QUARTER ENDED 30th JUNE 2023

Sr. No.	Particulars	Quarter Ended			(₹ in Lakhs)
		30.06.2023 (Unaudited)	31.03.2023 (Audited) <small>refer note 6</small>	30.06.2022 (Unaudited)	Year Ended 31.03.2023 (Audited)
1	Income from operations				
	(a) Revenue from operations	60,227.3	68,516.8	54,967.6	2,27,678.8
	(b) Other operating income	583.5	601.3	447.7	2,494.4
	Total income from operations	60,810.8	69,118.1	55,415.3	2,30,173.2
2	Other income	413.9	153.7	83.8	479.0
3	Total income (1 + 2)	61,224.7	69,271.8	55,499.1	2,30,652.2
4	Expenses				
	(a) Cost of materials consumed	34,491.9	39,021.5	35,601.5	1,31,352.1
	(b) Purchase of Stock-in-trade	747.4	248.5	-	1,317.2
	(c) Changes in inventories of finished goods and work-in-progress	(1,788.9)	843.6	(2,552.8)	4,158.6
	(d) Employee benefits expense	5,131.6	4,872.6	4,729.4	18,395.4
	(e) Finance costs	1,030.5	1,504.9	606.0	4,147.1
	(f) Depreciation and amortisation expense	3,459.8	3,056.0	2,580.3	11,422.7
	(g) Other expenses (refer note 3)	15,241.7	15,660.2	13,495.0	53,885.2
	Total expenses	58,314.0	65,207.3	54,459.4	2,24,678.3
5	Profit before exceptional item and tax (3 - 4)	2,910.7	4,064.5	1,039.7	5,973.9
6	Exceptional Item (refer note 7)	31,510.1	-	-	-
7	Profit before tax (5 + 6)	34,420.8	4,064.5	1,039.7	5,973.9
8	Tax expense				
	(a) Current tax (refer note 7)	7,619.6	284.0	233.1	588.1
	(b) Adjustment of tax related to earlier periods (net)	-	0.2	-	(83.6)
	(c) Deferred tax	104.9	523.3	98.9	992.5
	Total tax expense	7,724.5	807.5	332.0	1,497.0
9	Profit for the period / year (7 - 8)	26,696.3	3,257.0	707.7	4,476.9
10	Other Comprehensive Income (OCI)				
	(a) Items that will not be reclassified to profit or loss				
	Re-measurement gains / (losses) on defined benefit plans	89.4	(96.2)	86.9	17.7
	Income tax effect	(22.5)	24.2	(22.4)	(4.5)
		66.9	(72.0)	64.5	13.2
	(b) Items that will be reclassified to profit or loss				
	Net movement on effective portion of cash flow hedges	441.0	315.5	(1,147.1)	(2,184.4)
	Income tax effect	(279.3)	(680.6)	288.7	(51.4)
	Gain / (loss) on translation of foreign operations	(19.6)	(42.9)	215.2	602.2
		142.1	(408.0)	(643.2)	(1,633.6)
	Other Comprehensive Income (net of taxes)	209.0	(480.0)	(578.7)	(1,620.4)
11	Total Comprehensive Income (9 + 10)	26,905.3	2,777.0	129.0	2,856.5
12	Paid-up equity share capital (Face Value ₹ 2/- per share)	1,384.5	1,384.5	1,384.5	1,384.5
13	Earnings per share (before exceptional item, refer note 7) *				
	(of ₹ 2/- each)				
	Basic (in ₹)	3.0	4.7	1.0	6.5
	Diluted (in ₹)	3.0	4.7	1.0	6.5
	Earnings per share (after exceptional item, refer note 7) *				
	(of ₹ 2/- each)				
	Basic (in ₹)	38.6	4.7	1.0	6.5
	Diluted (in ₹)	38.5	4.7	1.0	6.5

* Not annualised



SUDARSHAN CHEMICAL INDUSTRIES LIMITED

REGD.OFFICE / GLOBAL HEAD OFFICE : 7TH FLOOR, ELEVEN WEST PANCHSHIL, SURVEY NO. 25,
NEAR PAN CARD CLUB ROAD, BANER, PUNE – 411 045, MAHARASHTRA, INDIA

Tel. : +91 20 682 81 200 Email : investorrelations@sudarshan.com
Website : www.sudarshan.com CIN : L24119PN1951PLC008409

PART II - SEGMENT-WISE REVENUE, RESULTS, ASSETS AND LIABILITIES


The Group's business is divided into two reporting segments which comprises of "Pigments" and "Others". The Chief Operating Decision Maker monitors the operating results of the business units separately for the purpose of making decisions about resource allocation and performance assessment based on an analysis of various performance indicators.

The "Pigments" segment produces and sells a broad spectrum of organic, inorganic, effect pigments and dispersions primarily for paints, plastics, inks and cosmetics industries. "Others" comprises of project engineering and manufacturing business of grinding solutions, clean air solutions, power handling solutions etc.

Information regarding the results of each reportable segment is included below. Performance is measured based on segment profit (before tax), as included in the internal management reports that are reviewed by the Group's Chief Operating Decision Maker. Segment profit is used to measure performance as management believes that such information is the most relevant in evaluating the performance of certain segments relative to other entities that operate within these industries.

(₹ in Lakhs)

Sr. No.	Particulars	Quarter Ended			Year Ended
		30.06.2023 (Unaudited)	31.03.2023 (Audited)	30.06.2022 (Unaudited)	31.03.2023 (Audited)
1	Segment Revenue -				
	(a) Pigments	53,638.7	59,351.1	52,612.1	2,07,905.5
	(b) Others	7,186.7	9,857.6	2,803.2	22,358.3
	Total :	60,825.4	69,208.7	55,415.3	2,30,263.8
	Less : Inter-segment revenue	14.6	90.6	-	90.6
	Total Revenue from operations	60,810.8	69,118.1	55,415.3	2,30,173.2
2	Segment Results -				
	Profit / (Loss) before tax and finance cost				
	(a) Pigments	3,460.7	4,438.1	1,927.9	8,628.5
	(b) Others	480.5	1,131.3	(282.2)	1,492.5
	Total :	3,941.2	5,569.4	1,645.7	10,121.0
Less : Finance cost	1,030.5	1,504.9	606.0	4,147.1	
	Profit Before Tax from operations:	2,910.7	4,064.5	1,039.7	5,973.9
3	Segment Assets -				
	(a) Pigments	2,33,576.1	2,19,092.9	2,31,817.8	2,19,092.9
	(b) Others	21,711.0	20,105.6	9,981.1	20,105.6
	Total Segment Assets :	2,55,287.1	2,39,198.5	2,41,798.9	2,39,198.5
4	Segment Liabilities -				
	(a) Pigments	1,27,477.0	1,39,679.0	1,50,076.0	1,39,679.0
	(b) Others	18,051.0	16,697.1	8,253.9	16,697.1
	Total Segment Liabilities :	1,45,528.0	1,56,376.1	1,58,329.9	1,56,376.1



SUDARSHAN CHEMICAL INDUSTRIES LIMITED

REGD.OFFICE / GLOBAL HEAD OFFICE : 7TH FLOOR, ELEVEN WEST PANCHSHIL, SURVEY NO. 25,
NEAR PAN CARD CLUB ROAD, BANER, PUNE – 411 045, MAHARASHTRA, INDIA
Tel. : +91 20 682 81 200 Email : investorrelations@sudarshan.com
Website : www.sudarshan.com CIN : L24119PN1951PLC008409


NOTES :

- The above unaudited consolidated financial results were reviewed by the Audit Committee and approved by the Board of Directors at their respective meetings held on 8th August, 2023. These unaudited consolidated financial results have been prepared in accordance with the Indian Accounting Standards ("Ind-AS") as specified under Section 133 of the Companies Act, 2013 read with rule 3 of the Companies (Indian Accounting Standards) Rules, 2015 (as amended from time to time) and the provisions of the Companies Act, 2013.
- The unaudited consolidated financial results include the financial results of the wholly owned subsidiaries viz. RIECO Industries Limited (India), Sudarshan Europe B.V. ("SEBV") (The Netherlands), Sudarshan (Shanghai) Trading Company Limited (China); Sudarshan Japan Limited (Japan); and the step-down subsidiaries viz. Sudarshan North America Inc. (U.S.A.), and Sudarshan Mexico S de R.L.de CV (Mexico) held through SEBV (hereinafter collectively referred as "Group"). The financial year ends on 31st March for all group companies.
- Other expenses includes foreign exchange loss for the period.

Particulars	Quarter Ended			Year Ended
	30.06.2023	31.03.2023	30.06.2022	31.03.2023
Foreign exchange loss	242.8	234.0	428.6	1,747.0

- The Indian Parliament has approved the Code on Social Security, 2020 which would impact the contributions by the Group towards Provident Fund and Gratuity. The Ministry of Labour and Employment had released draft rules for the Code on Social Security, 2020 on 13th November, 2020. The Group will assess the impact and its evaluation once the subject rules are notified. The Group will give appropriate impact in its financial results in the period in which, the Code becomes effective and the related rules to determine the financial impact are published.
- On 18th July 2022, the Holding company issued and allotted 990 (Nine Hundred and Ninety only) 8.45% unsecured rated listed taxable redeemable Non-convertible Debentures (NCDs) amounting to ₹ 9,900.0 lakhs (Face value of ₹ 10.0 lakhs each) repayable at the end of 3 years from the date of allotment, on private placement basis. The said NCDs were listed on the Wholesale Debt Market Segment of BSE Ltd. on 21st July 2022. Additional disclosures as per Clause 52 (4) and Clause 52 (2) of Securities and Exchange Board of India (Listing Obligations and Disclosure Requirements) Regulations, 2015 are as under:

Sr. No.	Particulars	Quarter Ended			Year Ended
		30.06.2023	31.03.2023	30.06.2022	31.03.2023
1	Debt-equity ratio (times) [(Non-current borrowings + Current borrowings) / Equity (Share capital + Reserves)]	0.61	0.99	1.04	0.99
2	Long term debt to working capital (times) [(Non-current borrowings + Current maturities of long-term debt) / Net working capital (Current assets-Current liabilities excl. Current maturities of long-term debt)]	0.99	1.96	1.90	1.96
3	Total debts to total assets ratio (%) [(Non-current borrowings + Current borrowings) / Total assets]	26.4%	34.2%	36.0%	34.2%
4	Debt service coverage ratio (times) [(Net income / Debt obligations) [Net income is Profit after tax (before exceptional items) + Interest + Depreciation] (Debt obligations is maturity of long-term debts and interest payment for the period upto three months for quarter / twelve months for year ended ratios)]	1.00	1.38	0.85	1.04
5	Interest service coverage ratio (times) [Earnings before interest, taxes, depreciation and amortization and exceptional items - Interest income] / Finance cost]	7.12	5.41	6.84	4.54
6	Current ratio (times) [Current assets / Current liabilities]	1.44	1.14	1.12	1.14
7	Bad debts to Trade receivable ratio (%) (not annualised for the quarter) [Bad Debts / Average Trade Receivable]	0.01%	0.01%	0.05%	0.09%
8	Current liability ratio (%) [Current liabilities / Total liabilities]	63.7%	63.5%	69.4%	63.5%
9	Debtors turnover (in times) [(Sales of goods / Average trade receivable)] - (not annualised for the quarter)	1.23	1.46	1.13	4.61
10	Inventory turnover (in times) [(Cost of good sold / Average inventory)] - (not annualised for the quarter)	0.65	0.78	0.55	2.58
11	Operating margin (in %) [(Profit before tax and exceptional items + Depreciation and amortisation expense + Finance costs (-) Other income) / Revenue from operations]	11.5%	12.3%	7.5%	9.2%
12	Net profit margin (in %) [(Net profit for the period before exceptional items / Sale of goods and services)]	3.5%	4.8%	1.3%	2.0%
13	Asset coverage ratio on secured Non - Convertible Debentures (NCDs) (in times) [Total assets pledged for secured NCDs / Outstanding balance of secured NCDs]	Not applicable as NCDs are unsecured.			
14	Debenture redemption reserve	Not applicable			
15	Net worth (₹ in Lakhs)	1,09,759.1	82,822.4	83,469.0	82,822.4

SUDARSHAN CHEMICAL INDUSTRIES LIMITED

REGD.OFFICE / GLOBAL HEAD OFFICE : 7TH FLOOR, ELEVEN WEST PANCHSHIL, SURVEY NO. 25,
NEAR PAN CARD CLUB ROAD, BANER, PUNE – 411 045, MAHARASHTRA, INDIA

Tel. : +91 20 682 81 200 Email : investorrelations@sudarshan.com
Website : www.sudarshan.com CIN : L24119PN1951PLC008409

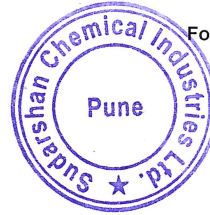
Note : Pursuant to Regulation 52(3) of the SEBI (Listing Obligations and Disclosure Requirements) Regulations, 2015, the requirement to disclose security cover is not applicable, since the Holding Company's non-convertible debentures are unsecured. Below are the details for interest and principal repayment

Previous due date for payment of interest for NCDs	Not applicable as no payment was due till 30 th June, 2023
Paid on	
Previous due date for repayment of principal for NCDs	18 th July, 2023
Paid on	
Next due date for payment of interest for NCDs	18 th July, 2023
Amount of Interest	₹ 836.6 Lakhs
Next due date for repayment of principal for NCDs	18 th July, 2025
Redemption Amount	₹ 9900 Lakhs
Credit rating *	"IND AA -"

* Credit rating has been affirmed by "India Ratings and Research Private Limited" on 4th July, 2023.

6. The figures for the quarter ended 31st March, 2023 as reported in these consolidated financial results are the balancing figures between audited figures in respect of the full financial year and the published year to date figures upto the end of the third quarter of the relevant financial year which have been reviewed and not subjected to audit.
7. During the quarter ended 30th June, 2023, the Holding Company concluded the sale of its freehold land along with the structures thereon located at 162 Wellesley Road, Pune 411 001, for a total consideration of ₹ 35,600.0 lakhs resulting into a gain of ₹ 31,510.1 lakhs (net of transaction costs and other incidental costs). These assets were disclosed as Assets Held for Sale as on 31st March, 2023. Tax expense on this exceptional item amounting to ₹ 6,921.0 lakhs is included in current tax expenses.
8. On 23rd May, 2023, the Board of Directors have recommended a dividend of ₹ 1.5 /- per share on Face value of ₹ 2/- per share (i.e. 75%) for the financial year 2022-23, which is subject to approval by the shareholders at the 72nd Annual General Meeting of the Holding Company to be held on 11th August, 2023..
9. The managerial remuneration paid / payable to Directors amounting to ₹ 500.8 lakhs to Managing Director and ₹ 45.9 lakhs to the Chairman and Non-Executive Director for the financial year ended 31st March 2023, was lower than the corresponding previous year. The managerial remuneration paid / payable by the Holding Company to the aforesaid directors for the financial year ended 31st March, 2023 was in excess of the limits applicable under section 197 of the Companies Act, 2013 read with Schedule V thereto and SEBI (Listing Obligations and Disclosure Requirements) Regulations, 2015, by ₹ 277.3 lakhs and ₹ 46.7 lakhs respectively. The managerial remuneration paid / payable in excess of the limits has been approved by the Board of Directors and the Holding Company will place the same before the shareholders for their approval in the forthcoming Annual General Meeting scheduled on 11th August, 2023 in compliance with the applicable provisions of the Companies Act, 2013 and (Listing Obligations and Disclosure Requirements) Regulations, 2015. However, the Chairman and Non-Executive Director of the Holding Company has refunded ₹ 45.9 lakhs to the Holding Company subsequent to 31st March, 2023.
10. The Holding Company is not categorised as a large corporate and hence disclosures pursuant to SEBI Circular No. SEBI/HO/DDHS/P/CIR/2021/613 dated 10th August, 2021 have not been made in the financial results.
11. The aforesaid unaudited consolidated financial results will be uploaded on the Holding Company's website www.sudarshan.com and will also be available on the websites of BSE Limited www.bseindia.com and The National Stock Exchange of India Limited www.nseindia.com for the benefit of shareholders and investors.

Pune : 8th August, 2023



For and on behalf of the Board of Directors

R. B. RATHI
MANAGING DIRECTOR
DIN: 00018628

Independent Auditor's Review Report on the quarterly unaudited consolidated Ind AS financial results of the Holding Company pursuant to the Regulation 33 and 52 of the SEBI (Listing Obligations and Disclosure Requirements) Regulations, 2015, as amended

**Review Report to
The Board of Directors
Sudarshan Chemical Industries Limited**

1. We have reviewed the accompanying statement of unaudited consolidated Ind AS financial results of Sudarshan Chemical Industries Limited (the "Holding Company") and its subsidiaries (the Holding Company and its subsidiaries together referred to as "the Group"), for the quarter ended June 30, 2023 (the "Statement") attached herewith, being submitted by the Holding Company pursuant to the requirements of Regulation 33 and 52 of the SEBI (Listing Obligations and Disclosure Requirements) Regulations, 2015, as amended (the "Listing Regulations").
2. The Holding Company's Management is responsible for the preparation of the Statement in accordance with the recognition and measurement principles laid down in Indian Accounting Standard 34, (Ind AS 34) "Interim Financial Reporting" prescribed under Section 133 of the Companies Act, 2013 as amended, read with relevant rules issued thereunder and other accounting principles generally accepted in India and in compliance with Regulation 33 and 52 of the Listing Regulations. The Statement has been approved by the Holding Company's Board of Directors. Our responsibility is to express a conclusion on the Statement based on our review.
3. We conducted our review of the Statement in accordance with the Standard on Review Engagements (SRE) 2410, "Review of Interim Financial Information Performed by the Independent Auditor of the Entity" issued by the Institute of Chartered Accountants of India. This Standard requires that we plan and perform the review to obtain moderate assurance as to whether the Statement is free of material misstatement. A review of interim financial information consists of making inquiries, primarily of persons responsible for financial and accounting matters, and applying analytical and other review procedures. A review is substantially less in scope than an audit conducted in accordance with Standards on Auditing and consequently does not enable us to obtain assurance that we would become aware of all significant matters that might be identified in an audit. Accordingly, we do not express an audit opinion.

We also performed procedures in accordance with the Circular No. CIR/CFD/CMD1/44/2019 dated March 29, 2019 issued by the Securities and Exchange Board of India under Regulation 33(8) of the Listing Regulations, to the extent applicable.

4. The Statement includes the results of the entities as listed below along with the Holding Company:

Sr. No	Name of the Entity	Country of Incorporation	% Holding at quarter end	Year ending on
1	RIECO Industries Limited	India	100%	March 31, 2024
2	Sudarshan Europe B.V.	Netherlands	100%	March 31, 2024
3	Sudarshan Mexico S. DE. R.L DE C.V.*	Mexico	100%	March 31, 2024
4	Sudarshan North America Inc.*	United States of America	100%	March 31, 2024
5	Sudarshan (Shanghai) Trading Company Limited	China	100%	March 31, 2024
6	Sudarshan Japan Limited	Japan	100%	March 31, 2024

* held through subsidiary



SRBC & COLLP

Chartered Accountants

5. Based on our review conducted and procedures performed as stated in paragraph 3 above and based on the consideration of the review reports of other auditors referred to in paragraph 6 below, nothing has come to our attention that causes us to believe that the accompanying Statement, prepared in accordance with recognition and measurement principles laid down in the aforesaid Indian Accounting Standards ('Ind AS') specified under Section 133 of the Companies Act, 2013, as amended, read with relevant rules issued thereunder and other accounting principles generally accepted in India, has not disclosed the information required to be disclosed in terms of the Listing Regulations, including the manner in which it is to be disclosed, or that it contains any material misstatement.
6. The accompanying Statement includes the unaudited interim financial results and other financial information, in respect of:
 - Five subsidiaries, whose unaudited interim financial results and other financial information include total revenues of Rs 13,266.0 lakhs, total net profit after tax of Rs. 564.4 lakhs, total comprehensive income of Rs. 544.8 lakhs, for the quarter ended June 30, 2023, as considered in the Statement which have been reviewed by their respective independent auditors.

The independent auditor's reports on interim financial results and other financial information of these entities have been furnished to us by the Management and our conclusion on the Statement, in so far as it relates to the amounts and disclosures in respect of these subsidiaries is based solely on the reports of such auditors and procedures performed by us as stated in paragraph 3 above.

7. We draw attention to note 9 to the consolidated Ind AS financial results which describes that the managerial remuneration paid / payable by the Holding Company to the directors for the financial year ended March 31, 2023 was in excess of the limits applicable under section 197 of the Companies Act, read with Schedule V thereto and SEBI (Listing Obligations and Disclosure Requirements) Regulations, 2015, by INR 277.3 lakhs and INR 46.7 lakhs respectively. The managerial remuneration paid / payable in excess of the limits has been approved by the Board of Directors and the Holding Company will place the same before the shareholders for their approval in the forthcoming Annual General Meeting scheduled on August 11, 2023.

Our conclusion is not modified in respect of this matter.

8. The comparative Ind AS financial information of the Group for the corresponding quarter ended June 30, 2022 included in these standalone Ind AS financial results, were reviewed by the predecessor auditor who expressed an unmodified conclusion on those financial information on August 05, 2022.

For SRBC & CO LLP


Chartered Accountants

ICAI Firm registration number: 324982E/E300003

HSGinwala
per **Huzefa Ginwala**
Partner

Membership No.: 111757

UDIN: 23111757B64QKP1945



Place: Pune

Date: August 08, 2023