

KET/SEC/SE/2022-23/52

January 20, 2023

BSE Limited

Floor 25, Phiroze Jeejeebhoy Tower,
Dalal Street,
Mumbai - 400 001

Scrip Code: 524109

National Stock Exchange India Ltd.

Exchange Plaza, C-1, Block-G,
Bandra Kurla Complex, Bandra (East),
Mumbai-400051

Stock Code: KABRAEXTRU

Dear Sirs,

Sub: Outcome of Board Meeting of the Company held on January 20, 2023

In terms of the provisions of Regulations 30 and Regulation 33 of the SEBI (Listing Obligations & Disclosure Requirements) Regulations, 2015, we wish to inform you that the Board of Directors of the Company has today at its meeting, inter alia, considered and approved the Unaudited Financial Results (Standalone & Consolidated) for the quarter and nine month ended December 31, 2022. A copy of the said Unaudited Financial Results, Limited Review Report and press release are attached.

The meeting of Board of Directors commenced at 11:00 a.m. and concluded at 02:00 p.m.

Kindly take the above submission on your record.

Thanking you,

Yours faithfully,

For **Kabra Extrusiontechnik Ltd.**

Antony Alapat
Company Secretary

Kabra Extrusiontechnik Ltd.

Fortune Terraces, B wing, 10th Floor, Link Road, Opp. Citi Mall,
Andheri (West), Mumbai - 400 053. Maharashtra, India.

Phone : +91-22-26734822/23/24/25 • **Fax :** +91-22-2673 5041 • **Email :** sales@kolsitegroup.com

CIN - L28900MH1982PLC028535


Kabra Extrusiontechnik Ltd.
STANDALONE AND CONSOLIDATED UNAUDITED FINANCIAL RESULTS
FOR THE QUARTER AND NINE MONTHS ENDED 31ST DECEMBER 2022

Sr. No.	Particulars	Standalone						Consolidated					
		Quartdr Ended			9 Month Ended		Year Ended	Quartdr Ended			9 Month Ended		Year Ended
		Dec 31	Sept 30	Dec 31	Dec 31	Dec 31	Mar 31	Dec 31	Sept 30	Dec 31	Dec 31	Dec 31	Mar 31
		2022	2022	2021	2022	2021	2022	2022	2022	2021	2022	2021	2022
	Unaudited	Unaudited	Unaudited	Unaudited	Unaudited	Audited	Unaudited	Unaudited	Unaudited	Unaudited	Unaudited	Audited	
I	Revenue from operations	20,684.67	18,004.63	10,535.81	49,204.93	24,379.93	40,590.34	20,684.67	18,004.63	10,535.81	49,204.93	24,379.93	40,590.34
II	Other Income	101.44	133.31	27.97	293.61	201.44	224.91	101.44	133.31	27.97	293.61	201.44	224.91
III													
IV	EXPENSES												
	Cost of material consumed	14,889.77	14,771.61	7,986.36	37,875.66	17,385.03	28,849.26	14,889.77	14,771.61	7,986.36	37,875.66	17,385.03	28,849.26
	Changes in inventories of finished goods & work in progress	421.54	(1,174.10)	(988.37)	(1,705.66)	(1,733.29)	(1,492.67)	421.54	(1,174.10)	(988.37)	(1,705.66)	(1,733.29)	(1,492.67)
	Employee benefit expense	1,238.33	1,207.04	988.92	3,511.26	2,687.78	3,786.69	1,238.33	1,207.04	988.92	3,511.26	2,687.78	3,786.69
	Finance Cost	246.43	205.06	72.15	607.23	167.66	267.50	246.43	205.06	72.15	607.23	167.66	267.50
	Depreciation and amortisation expense	343.25	332.41	283.52	1,001.00	827.22	1,124.49	344.61	333.69	283.52	1,004.87	827.22	1,124.88
	Other Expenses	1,913.69	1,395.56	926.30	4,432.86	2,516.49	3,951.62	1,923.69	1,402.90	926.30	4,454.07	2,516.49	3,951.79
	Total income (I + II)	20,786.11	18,137.93	10,563.77	49,498.54	24,581.38	40,815.25	20,786.11	18,137.93	10,563.77	49,498.54	24,581.38	40,815.25
	Total expenses (IV)	19,053.02	16,737.57	9,268.89	45,722.34	21,850.90	36,486.89	19,064.37	16,746.19	9,268.89	45,747.42	21,850.90	36,489.66
V	Profit/(Loss) before exceptional items & tax (III - IV)	1,733.09	1,400.37	1,294.89	3,776.20	2,730.48	4,328.36	1,721.74	1,391.74	1,294.89	3,751.12	2,730.48	4,325.59
VI	Share in Profit/(Loss) of Joint Ventures & Associates (net of tax)	-	-	-	-	-	-	(34.90)	2.17	(7.24)	(50.82)	(48.33)	24.63
VII	Exceptional items	-	-	-	-	-	-	-	-	-	-	-	-
VIII	Profit/ (Loss) before tax (V + VI - VII)	1733.09	1400.37	1294.89	3776.20	2730.48	4328.36	1686.84	1393.91	1287.65	3700.30	2682.15	4350.22
IX	Tax expenses												
	Current Tax	448.01	373.94	400.80	1,012.71	818.19	1,217.60	448.01	373.94	400.80	1,012.71	818.19	1,217.60
	Income Tax Earlier Year	-	-	(0.02)	-	15.77	71.08	-	-	(0.02)	-	15.77	71.08
	MAT Credit entitlement	-	-	-	-	-	-	-	-	-	-	-	-
	Deferred Tax	92.87	71.41	10.62	177.66	40.23	34.17	92.31	70.93	10.62	176.63	40.23	34.17
X	Profit/ (Loss) for the period (VIII - IX)	1,192.20	955.02	883.49	2,585.83	1,856.29	3,005.50	1,146.52	949.05	876.25	2,510.96	1,807.97	3,027.37
XI	Other Comprehensive Income												
	i) Items that will not be reclassified to profit or loss	(787.31)	324.74	(794.05)	(486.32)	3.66	(411.12)	(787.31)	324.74	(794.05)	(486.32)	3.66	(411.12)
	ii) Income tax relating to items that will not be reclassified to profit or loss	17.45	(12.87)	97.57	-	(37.18)	(52.51)	17.45	(12.87)	97.57	-	(37.18)	(52.51)
XII	Total Comprehensive Income for the period (X + XI) (Comprising Profit (Loss) and Other Comprehensive Income for the period)	422.34	1,266.89	187.01	2,099.51	1,822.78	2,541.88	376.66	1,260.92	179.77	2,024.64	1,774.45	2,563.75
XIII	Paid up Equity Share Capital (Face Value of Rs. 5/- each)	1,604.14	1,604.14	1,595.12	1,604.14	1,595.12	1,604.14	1,604.14	1,604.14	1,595.12	1,604.14	1,595.12	1,604.14
XIV	Earning per share (Face Value of Rs. 5/- each)(basic and diluted but not annualized) (In ₹)												
	1. Basic	3.72	2.98	2.77	8.06	5.82	9.42	3.57	2.96	2.75	7.83	5.67	9.49
	2. Diluted	3.41	2.73	2.77	7.39	5.82	9.35	3.28	2.71	2.75	7.18	5.67	9.41

Notes

- 1 The above Results have been reviewed and recommended by the Audit Committee & approved by the Board of Directors at their meeting held on 20 Jan'23.
- 2 Figures for previous periods have been regrouped wherever necessary.

For Kabra Extrusion Technik Limited


(S.V. Kabra)
DIN: 00015415
Executive Chairman



Date:20/01/2023
Place:Mumbai

Kabra Extrusiontechnik Ltd.

Standalone & Consolidated Segment Information for Quarter and Nine month ended 31st Dec.'2022

Sr No	Particulars	Standalone						Consolidated					
		Quarter ended			Nine month Ended			Quarter ended			Nine month Ended		
		Dec 31, 2022	Sept 30, 2022	Dec 31, 2021	Dec 31, 2022	Dec 31, 2021	March 31, 2022	Dec 31, 2022	Sept 30, 2022	Dec 31, 2021	Dec 31, 2022	Dec 31, 2021	Mar
		(Unaudited)	(Unaudited)	(Unaudited)	(Unaudited)	(Unaudited)	(Audited)	(Unaudited)	(Unaudited)	(Unaudited)	(Unaudited)	(Unaudited)	(A
(i)	Segment Revenue												
	Extrusion Machinery Division	8,781.63	7,036.05	6,797.36	21,593.78	19,606.50	29,680.57	8,781.63	7,036.05	6,797.36	21,593.78	19,606.50	29,680.57
	Battery Division	12,004.47	11,101.88	3,766.40	27,904.77	4,974.87	11,134.68	12,004.47	11,101.88	3,766.40	27,904.77	4,974.87	11,134.68
	Total Segment Revenue	20,786.11	18,137.93	10,563.76	49,498.54	24,581.37	40,815.25	20,786.11	18,137.93	10,563.76	49,498.54	24,581.37	40,815.25
(ii)	Segment Results												
	Extrusion Machinery Division	796.61	559.84	1,020.31	1,922.60	2,939.51	4,214.58	796.61	559.84	1,020.31	1,922.60	2,939.51	4,214.58
	Battery Division	1,182.92	1,045.58	346.71	2,460.84	-41.38	381.28	1,182.92	1,045.58	346.71	2,460.84	-41.38	381.28
	Total Segment Results	1,979.53	1,605.42	1,367.02	4,383.43	2,898.13	4,595.86	1,979.53	1,605.42	1,367.02	4,383.43	2,898.13	4,595.86
	Unallocated Corporate income net of unallocated expenses	-	-	-	-	-	-	-11.35	-8.62	-	-25.08	-	-
	Profit / (loss) before interest and taxation	1,979.53	1,605.42	1,367.02	4,383.43	2,898.13	4,595.86	1,968.18	1,596.79	1,367.02	4,358.35	2,898.13	4,595.86
	Finance Cost	246.43	205.06	72.15	607.23	167.66	267.50	246.43	205.06	72.15	607.23	167.66	267.50
	Profit (+)/loss (-) before exceptional items and share of loss	1,733.10	1,400.36	1,294.87	3,776.20	2,730.47	4,328.36	1,721.75	1,391.73	1,294.87	3,751.12	2,730.47	4,328.36
	Share in profit/(loss) of joint ventures / associates	-	-	-	-	-	-	-34.90	2.17	-7.24	-50.82	-	-48.33
	Profit(+)/LossH before exceptional items and tax	1,733.10	1,400.36	1,294.87	3,776.20	2,730.47	4,328.36	1,686.85	1,393.90	1,287.63	3,700.30	2,682.14	4,328.36
	Exceptional items	-	-	-	-	-	-	-	-	-	-	-	-
	Profit(+)/ Loss(-) before tax	1,733.10	1,400.36	1,294.87	3,776.20	2,730.47	4,328.36	1,686.85	1,393.90	1,287.63	3,700.30	2,682.14	4,328.36
	Tax Expenses												
	Current Tax	448.01	373.94	400.76	1,012.71	818.19	1,217.60	448.01	373.94	400.76	1,012.71	818.19	1,217.60
	MAT Credit Entitlement	-	-	-	-	-	-	-	-	-	-	-	-
	Income Tax of earlier year	-	-	-	-	15.76	71.08	-	-	-	-	15.76	71.08
	Deffered Tax	92.87	71.41	10.62	177.66	40.23	34.17	92.31	70.93	10.62	176.63	40.23	34.17
	Net Profit/ (loss) after tax	1,192.21	955.01	883.49	2,585.83	1,856.29	3,005.51	1,146.53	949.04	876.25	2,510.96	1,807.96	3,005.51
	Other Comprehensive Income	-769.86	311.87	-696.48	-486.32	-33.52	-463.63	-769.86	311.87	-696.48	-486.32	-33.52	-463.63
	Net Comprehensive Income	422.35	1,266.88	187.01	2,099.51	1,822.78	2,541.88	376.67	1,260.91	179.77	2,024.64	1,774.45	2,541.88
(iii)	Segment Assets												
	Extrusion Machinery Division	27,511.89	29,733.41	25,689.71	27,511.89	25,689.71	24,233.61	27,511.89	29,733.41	25,689.71	27,511.89	25,689.71	24,233.61
	Battery Division	26,854.06	23,599.00	13,702.92	26,854.06	13,702.92	23,203.94	26,854.06	23,599.00	13,702.92	26,854.06	13,702.92	23,203.94
	Total Segment Assets	54,365.95	53,332.41	39,392.63	54,365.95	39,392.63	47,437.55	54,365.95	53,332.41	39,392.63	54,365.95	39,392.63	47,437.55
	Unallocated Corporate Assets	7,589.35	8,342.47	7,755.05	7,589.35	7,755.05	9,344.74	7,522.51	8,337.79	7,678.37	7,522.51	7,678.37	9,344.74
	Total Assets	61,955.30	61,674.88	47,147.68	61,955.30	47,147.68	56,782.29	61,888.47	61,650.29	47,071.00	61,888.47	47,071.00	56,782.29
(iv)	Segment Liabilities												
	Extrusion Machinery Division	10,724.88	12,742.82	11,824.81	10,724.88	11,824.81	11,074.47	10,724.88	12,742.82	11,824.81	10,724.88	11,824.81	11,074.47
	Battery Division	6,011.77	3,402.45	4,430.07	6,011.77	4,430.07	5,718.62	6,011.77	3,402.45	4,430.07	6,011.77	4,430.07	5,718.62
	Total Segment Liabilities	16,736.65	16,145.27	16,254.88	16,736.65	16,254.88	16,793.09	16,736.65	16,145.27	16,254.88	16,736.65	16,254.88	16,793.09
	Unallocated Corporate Liabilities	45,218.65	45,529.61	30,892.80	45,218.65	30,892.80	39,989.21	45,151.82	45,505.02	30,816.11	45,151.82	30,816.11	39,989.21
	Total Liabilities	61,955.30	61,674.88	47,147.68	61,955.30	47,147.68	56,782.29	61,888.47	61,650.29	47,071.00	61,888.47	47,071.00	56,782.29
(v)	Capital Employed												
	Extrusion Machinery Division	16,787.01	16,990.59	13,864.90	16,787.01	13,864.90	13,159.15	16,787.01	16,990.59	13,864.90	16,787.01	13,864.90	13,159.15
	Battery Division	20,842.29	20,196.55	9,272.85	20,842.29	9,272.85	17,485.32	20,842.29	20,176.64	9,272.85	20,842.29	9,272.85	17,485.32
	Unallocated	-37,629.31	-37,187.14	-23,137.74	-37,629.31	-23,137.74	-30,644.47	-37,629.31	-37,167.23	-23,137.74	-37,629.31	-23,137.74	-30,644.47

Notes :

- 1 Company operates in two business segments i) Extrusion Machinery ii) Battery.
- 2 Previous year figures have been regrouped wherever necessary.

For Kabra Extrusion Technik Limited

(S.V. Kabra)
DIN: 00015415
Executive Chairman



Date:20/01/2023
Place:Mumbai



A.G. OGALE & CO.

Chartered Accountants



LIMITED REVIEW REPORT

Independent Auditor's Review Report to the Board of Directors of Kabra Extrusiontechnik Ltd. on the Consolidated Unaudited Financial Results.

1. We have reviewed the accompanying statement of Consolidated Unaudited Financial results of **M/s. Kabra Extrusiontechnik Limited("The Company") its jointly controlled entities and Wholly-owned subsidiary entity (the Company, its jointly controlled entities and Wholly-owned subsidiary entity are referred to as the "the group")** for the quarter ended 31th December 2022 and year to date for the period from 1st April 2022 to 31th December 2022 ("the Statement") being submitted by Parent pursuant to the requirement of Regulation 33 of the SEBI (Listing Obligations and Disclosure Requirements) Regulations, 2015, read with Circular No. CIR/CFD/CMD1/ 80 /2019. Attention is drawn to the fact that the Consolidated figures for the corresponding quarter 31st December 2022 as reported in these financial results have been approved by the Group's Board of Directors, but have not been subjected to review.
2. The preparation of the statement in accordance with the recognition and measurement principles laid down in Indian Accounting Standards 34 -"Interim Financial Reporting" (Ind AS 34) prescribed under Section 133 of the Companies Act, 2013 read with Companies (Indian Accounting Standards) Rules, 2013, is the responsibility of the Group's Management and has been approved by the Parent's Board of Directors. Our responsibility is to issue a report on these statements based on our review.
3. We conducted our review in accordance with the Standard on Review Engagement (SRE) 2410, "Review of Interim Financial Information Performed by Independent Auditor of the Entity", issued by the Institute of Chartered Accountants of India. This Standard requires that we plan and perform the review to obtain moderate assurance as to whether the financial statements are free of material misstatement. A review is limited primarily to inquiries of company personnel and analytical procedures applied to financial data and thus provides less assurance than an audit. We have not performed an audit and accordingly, we do not express an audit opinion.



We also performed procedures in accordance with the circular issued by the SEBI under Regulation 33 (8) of the SEBI (Listing Obligations and Disclosure Requirements) Regulations, 2015, as amended, to the extent applicable.

4. The Statement includes the share of the following entities :

Jointly controlled Entities :

- a. Kabra Mecanor Belling Technik Private Limited.
- b. Penta Auto Feeding India Limited.

Wholly owned subsidiary company :

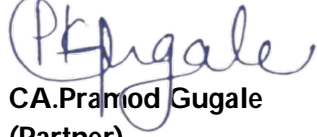
Varos Technology Private Limited.

5. Based on our review conducted as above, nothing has come to our attention that causes us to believe that the accompanying statement has not been prepared in all material respect in accordance with applicable Accounting Standards i.e. Ind AS prescribed u/s 133 of the Companies Act, 2013 read with relevant rules issued there under and other recognized accounting practices and policies generally accepted in India, and has not disclosed the information required to be disclosed in terms of Regulation 33 of the SEBI (Listing Obligations and Disclosure Requirements) Regulations, 2015, as modified by Circular No. CIR/CFD/CMD1/ 80 /2019 dated July 19, 2019, including the manner in which it is to be disclosed, or that it contains any material misstatement.

6. The consolidated unaudited financial results includes the Group's share of net loss of Rs. 79.95 lakhs and net loss of Rs. 123.54 lakhs for the quarter ended 31st December 2022 and for the period ended April 01, 2022 to December 31, 2022, respectively as considered in the consolidated unaudited financial results, in respect of Joint Ventures and Subsidiary whose interim Financial statements have been certified by the Management, as these are not material for the group as per Regulation 33(3)(h) of the SEBI (Listing Obligations and Disclosure Requirements) Regulations, 2015. Our Conclusion on the statement, in so far as it relates to the amounts and disclosures included in respect of these joint ventures, is based solely on the statements provided by the Management.

Our conclusion on the statement is not modified in respect of the above matters.

For M/s. A. G. OGALE & CO.
Chartered Accountants



CA.Pramod Gugale
(Partner)

Membership No. : 113775
UDIN : 23113775BGUQZE4319

Pune,

January 20, 2023





A.G. OGALE & CO.

Chartered Accountants



LIMITED REVIEW REPORT

Independent Auditor's Review Report to the Board of Directors of Kabra Extrusiontechnik Ltd. on the Standalone Unaudited Financial Results.

We have reviewed the accompanying statement of unaudited financial results of M/s. Kabra Extrusiontechnik Limited for the quarter ended 31st December 2022 and year to date for the period from 01st April 2022 to 31st December 2022 ("the Statement") being submitted by Company pursuant to the requirement of Regulation 33 of the SEBI (Listing Obligations and Disclosure Requirements) Regulations, 2015, read with Circular No. CIR/CFD/CMD1/ 80 /2019.

The preparation of the statement in accordance with the recognition and measurement principles laid down in Indian Accounting Standards 34 -"Interim Financial Reporting" (Ind AS 34) prescribed under Section 133 of the Companies Act, 2013 read with Companies (Indian Accounting Standards) Rules, 2013, is the responsibility of the Company's Management and has been approved by the Board of Directors. Our responsibility is to issue a report on these statements based on our review.

We conducted our review in accordance with the Standard on Review Engagement (SRE) 2410, "Review of Interim Financial Information Performed by Independent Auditor of the Entity", issued by the Institute of Chartered Accountants of India. This Standard requires that we plan and perform the review to obtain moderate assurance as to whether the financial statements are free of material misstatement. A review is limited primarily to inquiries of company personnel and analytical procedures applied to financial data and thus provides less assurance than an audit. We have not performed an audit and accordingly, we do not express an audit opinion.

Based on our review conducted as above, nothing has come to our attention that causes us to believe that the accompanying statement has not been prepared in all material respect in accordance with applicable Accounting Standards i.e. Ind AS prescribed u/s 133 of the

Companies Act, 2013 read with relevant rules issued there under and other recognized accounting practices and policies generally accepted in India, and has not disclosed the information required to be disclosed in terms of Regulation 33 of the SEBI (Listing Obligations and Disclosure Requirements) Regulations, 2015, as modified by Circular No. CIR/CFD/CMD1/ 80 /2019 dated July 19, 2019, including the manner in which it is to be disclosed, or that it contains any material misstatement.

For M/s. A. G. OGALE & CO.

Chartered Accountants



CA.Pramod Gugale

(Partner)

Membership No. : 113775

UDIN : 23113775BGUQZF3014

Pune,

January 20, 2023

Ganesh Prasad, 365/38, Ekbote Colony, Shankarsheth Road, Pune 411 042.

Contact : 94 220 320 49 Mail : pramodgugale@gmail.com




Kabra ExtrusionTechnik Reports Q3 & 9M FY23 Results

Revenues at ₹ 2,068 Mn in Q3 FY23; up 96.3% YoY
Battrix revenues at ₹ 1,200 Mn in Q3 FY23; up 218.7% YoY




Mumbai, January 20th, 2023: Kabra ExtrusionTechnik Ltd. (BSE - 524109, NSE - KABRAEXTRU, ISIN: INE900B01029), one of India's leading extrusion machinery company and emerging battery pack player, has announced its results for the quarter and nine months ended December 31, 2022.

Key Financial Highlights:

Q3 FY23



Revenues ₹ 2,068 Mn  96.3% YoY	EBITDA ₹ 221 Mn  36.3% YoY	PAT ₹ 115 Mn  30.8% YoY
---	---	--

9M FY23



Revenues ₹ 4,920 Mn  101.8% YoY	EBITDA ₹ 507 Mn  43.9% YoY	PAT ₹ 251 Mn  38.9% YoY
--	---	--

*Segment Highlights:

Q3 FY23

Extrusion ₹ 878 Mn  29.2% YoY	Battrix ₹ 1,200 Mn  218.7% YoY
--	---

9M FY23

Extrusion ₹ 2,159 Mn  10.1% YoY	Battrix ₹ 2,790 Mn  460.9% YoY
--	---

* includes other income

Financial Performance: Q3 & 9M FY23

Particulars (₹ in Million)	Q3 FY23	Q3 FY22	YoY	9M FY23	9M FY22	YoY	FY22
Revenues	2,068	1,054	96.3%	4,920	2,438	101.8%	4,059
EBITDA	221	162	36.3%	507	352	43.9%	549
PAT	115	88	30.8%	251	181	38.9%	303

Commenting on the performance, Managing Director of Kabra ExtrusionTechnik, Mr. Anand Kabra said, *“Kabra ExtrusionTechnik’s operating revenue surged by 96.3% YoY to ₹ 2,068 Mn in Q3 FY23 aided by strong growth in the Battrixx division revenues. India’s Electric Vehicle (EV) industry surpassed 1-million-unit sales milestone in the Calendar Year 2022. The Battrixx sales continued to experience exponential growth of 218.7% YoY to ₹ 1,200 Mn in Q3 FY23 aided by voluntary EV adoption by individuals, B2B purchases by fleet operators, adoption of FAME II and increased charging infrastructure leading to improved EV penetration in India.”*

He also added, *“The mandatory AIS 156 Phase I implementation from 1st December 2022 was a crucial move towards strengthening EV batteries quality backed by better design and high safety standards. Since inception, Battrixx adopted AIS 156 compliant battery packs, hence we could easily transition to the Government’s safety norms and fulfil OEMs demand. The stringent battery safety norms will act as an entry barrier strengthening the value proposition of the organized players.”*

Financial Highlights for the Quarter Ended December 31, 2022:

- Operating Revenues at ₹ 2,068 Mn in Q3 FY23 as compared to ₹ 1,054 Mn in Q3 FY22 – registering growth of 96.3% YoY
 - Extrusion Machinery revenues stood at ₹ 878 Mn in Q3 FY23 as compared to ₹ 680 Mn in Q3 FY22 - registering a growth of 29.2% YoY
 - Battrixx revenues grew exponentially by 218.7% YoY to ₹ 1,200 Mn in Q3 FY23
- EBITDA stood at ₹ 221 Mn in Q3 FY23 as compared to ₹ 162 Mn in Q3 FY22 – growing 36.3% YoY
- Profit After Tax was at ₹ 115 Mn in Q3 FY23 vis-à-vis ₹ 88 Mn in Q3 FY22 – registering a strong growth of 30.8% YoY
- EPS for Q3 FY23 stood at ₹ 3.28 as compared to ₹ 2.75 in Q3 FY22

Financial Highlights for the nine months ended December 31, 2022:

- Operating Revenues at ₹ 4,920 Mn in 9M FY23 as compared to ₹ 2,438 Mn in 9M FY22 – registering growth of 101.8 % YoY
 - Revenue from Extrusion business grew by 10.1% YoY to ₹ 2,159 Mn in 9M FY23
 - Battrixx revenues grew exponentially by 460.9% YoY to ₹ 2,790 Mn in 9M FY23
- EBITDA stood at ₹ 507 Mn in 9M FY23 as compared to ₹ 353 Mn in 9M FY22; up 43.9% YoY
- Profit After Tax was at ₹ 251 Mn in 9M FY23 vis-à-vis ₹ 181 Mn in 9M FY22
- EPS for 9M FY23 stood at ₹ 7.18 as compared to ₹ 5.67 in 9M FY22

Additional update during Q3 FY23:

- Battrixx launched ‘Ultra Safe’ battery packs in partnership with Hero Electric for their electric two-wheeler range. As per Hero Electric’s projection, Battrixx will supply 300,000 battery packs and chargers by FY24.

About Kabra ExtrusionTechnik Ltd. (KET):

Kabra ExtrusionTechnik (KET) is India’s premier manufacturer & exporter of extrusion plants. KET is a part of renowned Kolsite Group having over 6 decades of experience, more than 15,000 installations and presence in over 92 countries in Americas, Middle East, Asia and Africa. KET enjoys leadership position in the extrusion market. KET constantly endeavours to offer better solutions to plastics processors across the globe. Kabra ExtrusionTechnik has set benchmarks in plastics extrusion industry by modern R&D techniques and various processes to cater the market requirements.

Battrixx is the future technologies division of KET. It is dedicated to developing and producing green energy systems and solutions that will power the growth of India’s transition into green energy storage and electric transportation. Battrixx has technologically partnered with a renowned European player, thereby benefitting from a patented design and manufacturing process. It is the largest chemistry agnostic battery pack manufacturer with a culture of continuous innovation through strong R&D capabilities. Battrixx provides real time data feedback loops to the OEMs. It has the capabilities to manufacture safe, optimum and regulatory compliant battery packs. Battrixx enjoys long term co-development partnerships with OEMs. The brand stands tall with state-of-the-art facilities for design, development and production in Chakan, Pune. The noble objectives are epitomised by the brand’s flagship product – advanced lithium-ion battery packs and modules for e-vehicles.

For more information, please visit: <https://www.kolsite.com> and <https://www.battrixx.com>

For further details please get in touch with:

Daulat Jain
Chief Financial Officer
Email: daulat.jain@kolsitegroup.com
Phone: +91 22 2673 4822

Hiral Keniya | Vikash Verma
Ernst & Young LLP
Email: hiral.keniya@in.ey.com | vikash.verma1@in.ey.com
Phone: +91 9029662801 | +91 9664009029