



# Manorama Industries Limited

KHASRA No. 2449-2618  
Nr. IIDC, Birkoni  
Mahasamund (C.G.)  
Pin : 493445

August 07, 2023

To,  
The Manager,  
**BSE Limited ("BSE")**  
P. J Towers, Dalal Street, Fort,  
Mumbai - 400 001

To,  
The Manager,  
**National Stock Exchange of India Limited  
("NSE")**  
Exchange Plaza, Plot No. C/1, G Block,  
Bandra Kurla Complex, Bandra (East),  
Mumbai - 400051

**Scrip Code: 541974**  
**ISIN: INE00VM01010**

**Symbol: MANORAMA**  
**ISIN: INE00VM01010**

Dear Sir/Madam,

## Subject: Investor Presentation

In reference to the above captioned subject, please find attached a copy of Investor's Presentation for June 2023 with respect to unaudited Financial Results for quarter ended June 30, 2023.

The same is also available on the website of the Company at <https://manoramagroup.co.in/investors-financial#corporate> presentation.

Kindly take the above on records.

**For Manorama Industries Limited**

DIVY Digitally signed  
by DIVYA  
A Date: 2023.08.07  
12:00:55 +05'30'

**Divya Jajoo**  
**Company Secretary and Compliance Officer**



Encl: As Above

### Corporate Office :

F-6, Anupam Nagar,  
Raipur - 492007, Chhattisgarh, INDIA  
E-mail : [info@manoramagroup.co.in](mailto:info@manoramagroup.co.in)  
Tel.: +91-771-2283071, 2282579, 2282457  
Telefax: +91-771-4056958  
CIN: L15142MH2005PLC243687  
GSTIN: 22AAECM3726C1Z1

FSSC 22000, ISO 9001, ISO 14001 & ISO 45001 Certified Company  
Manufacturing & Supplying different products  
certified for RSPO, Kosher, Halal (MUI), Fair Trade (FT), Fair for Life (FFL)  
A Government of India Recognized Star Export House  
MSME ZED GOLD


### Registered Office :

403, Midas, Sahar Plaza,  
Andheri Kurla Road, Andheri East  
Mumbai-400059, Maharashtra, INDIA  
Tel. 022 22622299, 49743611, 022 67088148  
[www.manoramagroup.co.in](http://www.manoramagroup.co.in)  
GST - 27AAECM3726C1ZR



# MANORAMA INDUSTRIES LIMITED

Investor Presentation - Q1FY24





This presentation and the accompanying slides (the “Presentation”), which have been prepared by **Manorama Industries Limited (the “Company”)**, have been prepared solely for information purposes and do not constitute any offer, recommendation or invitation to purchase or subscribe for any securities, and shall not form the basis or be relied on in connection with any contract or binding commitment whatsoever. No offering of securities of the Company will be made except by means of a statutory offering document containing detailed information about the Company.

This Presentation has been prepared by the Company based on information and data which the Company considers reliable, but the Company makes no representation or warranty, express or implied, whatsoever, and no reliance shall be placed on, the truth, accuracy, completeness, fairness and reasonableness of the contents of this Presentation. This Presentation may not be all inclusive and may not contain all of the information that you may consider material. Any liability in respect of the contents of, or any omission from, this Presentation is expressly excluded.

Certain matters discussed in this Presentation may contain statements regarding the Company’s market opportunity and business prospects that are individually and collectively forward-looking statements. Such forward-looking statements are not guarantees of future performance and are subject to known and unknown risks, uncertainties and assumptions that are difficult to predict. These risks and uncertainties include, but are not limited to, the performance of the Indian economy and of the economies of various international markets, the performance of the industry in India and world-wide, competition, the company’s ability to successfully implement its strategy, the Company’s future levels of growth and expansion, technological implementation, changes and advancements, changes in revenue, income or cash flows, the Company’s market preferences and its exposure to market risks, as well as other risks. The Company’s actual results, levels of activity, performance or achievements could differ materially and adversely from results expressed in or implied by this Presentation. The Company assumes no obligation to update any forward-looking information contained in this Presentation. Any forward-looking statements and projections made by third parties included in this Presentation are not adopted by the Company and the Company is not responsible for such third-party statements and projections.



# Q1 FY24 Performance Highlights



## *Commenting on the results and performance, Mr. Gautam Kumar Pal, Managing Director said:*

*“We are delighted to report strong performance for the first quarter of FY24. Our Revenue for the quarter demonstrated an impressive growth of 53% year on year and 10% quarter on quarter, which stood at Rs. 1,115.6 million. This performance can be attributed to the continuous enhancement in demand and consumption within the Chocolate, Confectionery, and Cosmetic industry.*

*The EBITDA for the quarter exhibited remarkable growth, growing by 48% year on year and 13% quarter on quarter which stood at Rs. 186.4 million. Furthermore, our dedication to operational efficiency and cost management is evident in the ~50 basis points improvement in EBITDA Margins, improvement in EBITDA Margins, which now stand at 16.7% as compared to 16.2% in Q4 FY23.*

*In May 2023, we had reached a significant milestone with the successful completion of capex for our Refinery plant and other associated facilities. Our current focus is on completing the Fractionation plant, a project anticipated to commence operations in the coming months. As of June 30th, 2023, the company's investment towards this Capital Expansion has amounted to Rs. 1,099 million.*

*Upon the commencement of this expansion, our combined capacity is poised to deliver substantial growth in both top-line and bottom-line, accompanied by enhanced throughput.*

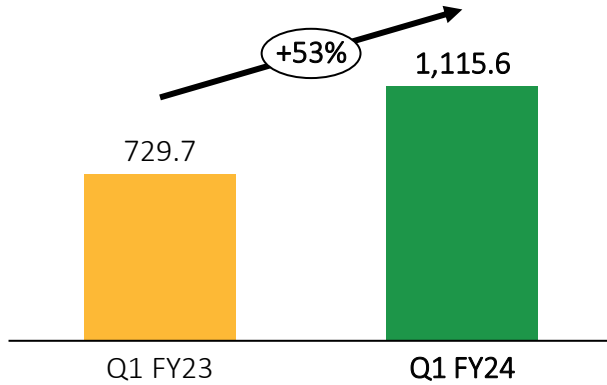
*Moreover, in continuation with the outcome of board meeting in August 2022, during this quarter, the company now has successfully finalized the acquisition of 100% shares of its associate company, Manorama Africa Limited, at a valuation of Rs. 100 million by the way of cash consideration. This strategic transaction marks a significant juncture, leading to Manorama Africa Limited (MAL) becoming a wholly owned subsidiary of Manorama Industries Limited. MAL which has expertise in sourcing Shea nuts from key West African markets of Benin, Burkina Faso, Ivory Coast, Togo, Nigeria, will a unique dimension to our portfolio.”*



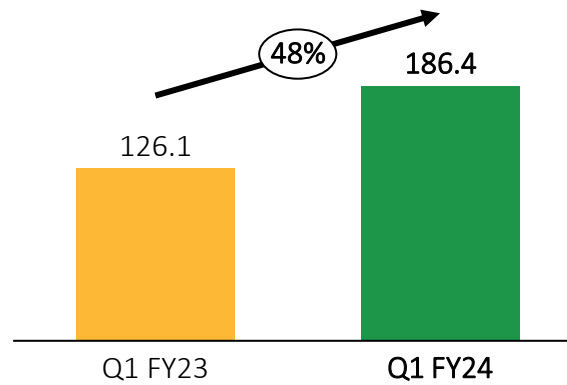
# Q1 FY24 – Financial Highlights



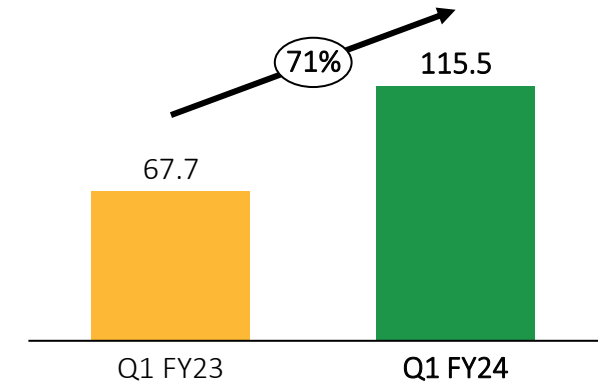
Revenue (Rs. In Mn)



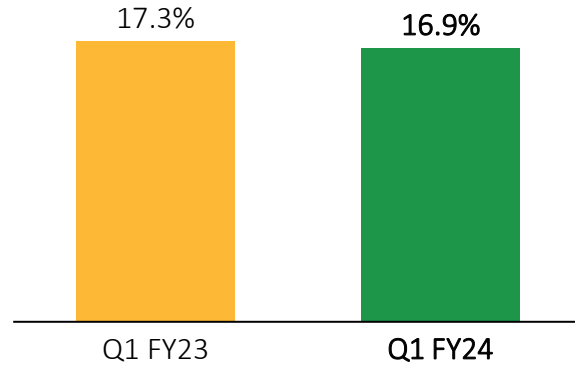
EBITDA (Rs. In Mn)



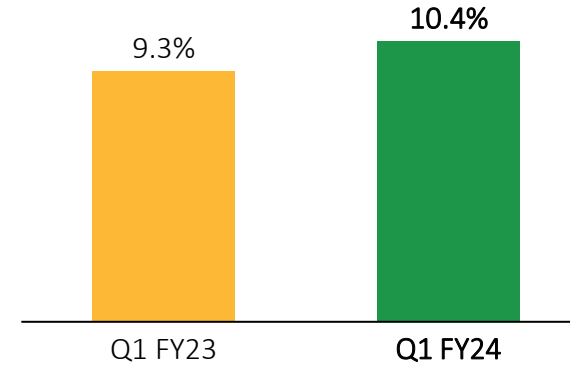
Profit after Tax (Rs. In Mn)



EBITDA Margins (%)



PAT Margins (%)



# Q1 FY24 – Profit & Loss Account



Profit and Loss (Rs. Millions)	Q1 FY24	Q1 FY23	Y-o-Y	Q4 FY23	Q-o-Q
<b>Revenue from Operations (Net of Excise)</b>	<b>1,115.6</b>	<b>729.7</b>	<b>53%</b>	<b>1,017.4</b>	<b>10%</b>
Raw Material	698.8	416.8		675.8	
Employee Cost	38.6	29.4		29.0	
Other Expenses	191.8	157.4		147.7	
<b>EBITDA</b>	<b>186.4</b>	<b>126.1</b>	<b>48%</b>	<b>164.9</b>	<b>13%</b>
<b>EBITDA Margin</b>	<b>16.7%</b>	<b>17.3%</b>		<b>16.2%</b>	
Depreciation	29.9	18.5		32.4	
Other Income	31.9	6.6		33.0	
<b>EBIT</b>	<b>188.5</b>	<b>114.1</b>	<b>65%</b>	<b>165.5</b>	<b>14%</b>
<b>EBIT Margin</b>	<b>16.9%</b>	<b>15.6%</b>		<b>16.3%</b>	
Finance Cost	23.8	18.4		24.1	
Exceptional Item Gain / (Loss)	0.0	0.0		0.0	
Share in Profit/(loss) in JV and Associates	0.0	0.0		0.0	
Prior Period Items	0.0	0.0		0.0	
<b>Profit before Tax</b>	<b>164.7</b>	<b>95.7</b>	<b>72%</b>	<b>141.4</b>	<b>16%</b>
Tax	49.1	28.0		41.4	
<b>PAT</b>	<b>115.5</b>	<b>67.7</b>	<b>71%</b>	<b>100.0</b>	<b>16%</b>
<b>PAT Margin %</b>	<b>10.4%</b>	<b>9.3%</b>		<b>9.8%</b>	
<b>EPS</b>	<b>9.7</b>	<b>5.7</b>		<b>8.4</b>	
<b>Cash Pat</b>	<b>145.4</b>	<b>86.2</b>	<b>69%</b>	<b>132.3</b>	<b>10%</b>

- Revenues for the quarter stood at Rs. 1,115.6 million registering a growth of 53% year on year as compared to Rs. 729.7 million same period last year.
  - Sequential growth in revenue was at 10% driven by improving realisations and enhancement in demand and consumption within the Chocolate, Confectionery, and Cosmetic industry.
- Reported an absolute EBITDA growth of 48% year on year and 13% quarter on quarter which stood at Rs. 186.4 million
  - Furthermore, our dedication to operational efficiency and cost management is evident in the ~50 basis points improvement in EBITDA Margins, which now stand at 16.7% as compared to 16.2% in Q4 FY23.
- PAT for the quarter grew by a 71% year on year and 16% quarter on quarter to Rs. 115.5 million
  - PAT margins improved by ~53 bps which stood at 10.4% as compared to 9.8% in Q4 FY23
- Cash PAT for the quarter grew by 69% year on year and 10% quarter on quarter which stood at Rs. 145.4 million



# **Business Update - New Expansion Plan & Fund Raise**



# Expansion Plan



Particulars	Amount (in Cr.)	Details
<b>New Capex investment</b>	65.00	<ul style="list-style-type: none"> <li>• For new investments in setting up new capacity of Fractionation and Refinery process by 25,000 MT per annum each along with supporting infrastructure with the total estimated capex of Rs. 65 Cr.</li> <li>• Board has also approved the acquisition of land around its factory at Birkoni for expansion &amp; utilisation of business purposes.</li> <li>• Total capacity after the new investments in Fractionation and Refinery will be 40,000 MT per annum each. Capacity expansion by constructing a new plant in order to fulfill the product demand over the global market.</li> </ul>
<b>Support working capital requirements to increase the Revenue and setting up new sales offices at different geographical locations along with certain equipment's.</b>	36.69	<ul style="list-style-type: none"> <li>• The Company wishes to set up new sales offices at different geographical locations, as and when required to help increase the revenue and to support working capital requirements.</li> </ul>
<b>Total</b>	<b>101.69</b>	

# Details of Expansion Plan



## Details of Expansion Plan

### **Solvent Extraction Plant**

Putting up a 300 TPD Solvent Extraction Plant. Currently the Company is doing Solvent extraction under job work process through a third-party vendor which entails additional transportation costs and processing costs. The said expansion will save on these additional costs , Yield improvements , Better control over the production , better inventory management , fast working capital cycle , etc.

### **New Fractionation and New Refinery Plant**

Putting up a 25,000 capacity New Fractionation and New Refinery Plant each to fulfil the demand of the product in the global Market

### **Storage Tanks**

Construction of Storage tanks of 2,000 Mt capacity for storage of Butter and fats. Current capacity of 6,000 Mt will not be sufficient with the new Solvent extraction plant.

### **Packaging Facility**

Capacity enhancement of packaging line by 50 MT per day (current capacity 50 MT per day) to cater different products packaging at same time

### **Warehouse Construction**

Construction of warehouses for storage of Sal Seed, Mango seed, Shea nut, and De-oiled cake. Currently, the Company is using Many Rented warehouses which entails huge costs in terms of rentals and logistics. The Company intends to build warehouses in its own factory.

### **Automation of Refinery and Degumming Plant**

Required Automation of Refinery and Degumming plant for fully control in terms of production planning, quality , and cost .

### **Others Supporting Infrastructure**

For related other supporting infrastructure



# Update on Capex (1/2)



## New Warehouse & Solvent Extraction & Refinery Plant



- As of 30th June 2023, the company has incurred **Rs.1,099.5 million** towards this Capital Expansion
- **Since the new Capex announcement in August 2022, the Company has successfully completed the commissioning of the following**
  - **Solvent Extraction Plant:** 300 TPD Solvent Extraction Plant which will save on additional costs and lead to yield improvements.
    - Also, the company would be able to have better control over the production, better inventory management, and an efficient working capital cycle.
  - **Boiler Plant and Warehouses:** Installed new Boiler plant and constructed new warehouses and go-downs in the factory premises for storage of Seeds and De-oiled cake
    - This will lead to cost rationalisation in terms of rentals of warehouses and logistics
  - **Refinery Plant, Degumming Plant and their Automation:** commissioning of 30,000 capacity New Refinery Plant, which will help in fulfilling the demand of the product in the global Market.
    - Post this expansion the total refinery plant capacity of the company is 45,000 Tonnes per annum
- **Interesterification Plant:** commissioning of 15,000 tonnes of interesterification Plant

# Update on Capex (2/2)




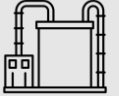





Birds eye view of the plant



- Our current focus is on completing the Fractionation plant, a project anticipated to commence operations in the coming months.
- The cost of this capex was originally envisaged to be Rs. 650 million. However, as on 30<sup>th</sup> June 2023 the company has incurred **Rs. 1,099.5 million** towards this Capital Expansion. This cost increase was largely due to addition of certain enhanced equipment's and technologies along with setting up of additional 5,000 tonnes of refinery capacity, powerhouse, Boiler and Factory Infrastructure in the plant. The macro-economic challenges in European region resulted in increase in machine cost which was further accentuated by rise in steel prices. Further, automation, designing and integration of new capex with existing facility also resulted in time overruns.
- Upon the commencement of this expansion, our combined capacity is poised to deliver substantial growth in both top-line and bottom-line, accompanied by enhanced throughput.


# Capacity that Drives Growth



Process		Existing Capacity (metric tonnes per annum)	New Capacity Expansion (metric tonnes per annum)	Total Capacity (metric tonnes per annum)
	Seed Milling (Expeller)	60,000	60,000	<b>1,20,000</b>
	Solvent Extraction Plant	-	90,000	<b>90,000</b>
	Refinery	15,000	25,000	<b>45,000</b>
	Interesterification	15,000	15,000	<b>30,000</b>
	Deodorisation	15,000	10,000	<b>25,000</b>
	Fractionation	15,000	25,000	<b>40,000</b>
	Blending Station & Packing	10,000	20,000	<b>30,000</b>



# Company Overview





Enjoys undisputed leadership as a key supplier to the *World's Leading Fortune Companies in Food, Chocolate, Confectionery and Cosmetic Industries*

*The World's exclusive producer* of Mango based Cocoa Butter Equivalent (CBE), Sal Based CBE, Shea-based CBE

Accredited with various global certifications, *Recognized by Gol as a 'Star Export House' and is a member of FIEO, CII, SEDEX, APEDA, UNGC, SHEFEXIL, RSPO, IGBC, IOPEPC, SEA and others.*



*Since its incorporation 16 years ago in 2005*, started with extracting butter and fats from Sal seeds and Mango kernel and gradually forayed into exotic products, specialty fats and Cocoa Butter Equivalent (CBE).

*Recipient of multiple National and awards from Gol and other organisations* for its successful and unique business model, innovation its role in empowering communities and its contribution to nation building

A global pioneer in the manufacturing of *Specialty Fats and Butter from Tree-Borne and Plant-Based Seeds*

# Key Milestones



**More than  
1.7 decades  
of Experience**



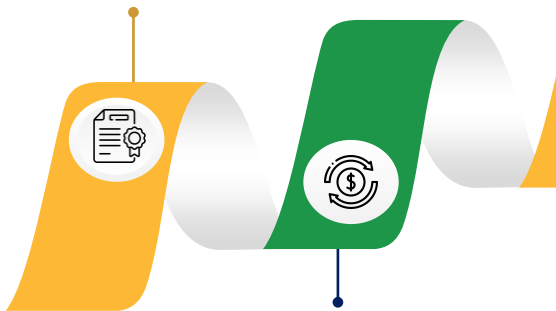
Enjoys undisputed leadership as a key supplier to the World's Leading Fortune Companies in Food, Chocolate, Confectionery and Cosmetic Industries

The unique business model of Manorama Industries Limited is the truest, finest example of serving under "AATMANIRBHAR BHARAT".

Directly/Indirectly employed Millions of Tribal / forest dwellers in India & West Africa for Procurement of raw materials.

Secured 'Highest Processors & Exporters of Sal seed & Mango Kernel' Award for the past many consecutive years

**Incorporated in 2005**



Our business model enables us to buy from the poor and sell it to the rich.

- Award for CSR & Fair Trade at Glob fats / butter India 2017
- MOU with Chhattisgarh Government for setting up Industry

- Signed major contracts with the world's largest chocolate and cosmetic companies
- Got listed on BSE SME Index via Initial Public Offering in 2018

- Received the GoI Department of Scientific & Industrial Research certificate approved in 2020
- Commenced new Plant at Birkoni

- **Company has raised successfully Rs. 100.9 Crs. for its New Capex plans in August 2021**
- **The Company got Listed on BSE Mainboard from BSE SME platform**
- **The company got listed on NSE Main Board in July 2022**
- **The Company has successfully commercialised its new refinery plant of 30,000 tonnes in May 2023**



# Experienced Board of Directors



## **Vinita Saraf - Non-Executive Director and Chairperson**

**Experience : 21 Years**

**Background :** She has completed her bachelor's degree in commerce from Mount Carmel Girls College, Bangalore. Her journey has been marked by ambitious and entrepreneur vision coupled with great vigour and hard work



## **Gautam Kumar Pal – Managing Director**

**Experience : 22 Years**

**Background:** He holds Doctorate in Mgmt. from National Inst. of Mgmt. , (Mah.), studied Production and MBA in Production and Marketing from Amity University UP and also is B. Tech in Chemical. Plant is headed by him who has very vast experience in Specialty Oil and Fats / Butters Manufacturing and Quality Control



## **Shrey Saraf - Whole Time Director**

**Experience : 7 Years**

**Background:** A BBA in Business and Management from University of Exeter, UK. His presence in the Company and his dynamic young energy strengthens the process of Marketing, Customer and Business Development.



## **CA Ashok Jain - Whole Time Director & Chief Financial Officer**

**Experience : 13 Years**

**Background :** A Chartered Accountancy by profession. He has vast experience of more than 10 years in senior Management of the Company.



## **Jose V Joseph - Independent Director**

**Experience : 41 Years**

**Background :** He retired as the Executive Vice President from The Federal Bank and he has very vast experience to incorporate, SME and Retail banking in India and Middle East. His presence and independent advice always help to approach strong financial strategic planning and good corporate governance.



## **Nipun Sumanlal Mehta - Independent Director**

**Experience : 37 Years**

**Background:** A CA , Expert in Financial Markets and has entrepreneurial and corporate experience in Private Banking, Capital Markets & Wealth Mgmt. having worked in the past with both domestic & Global Financial Institutions in leadership positions. He was awarded as the 'Outstanding Young Private Banker' by Private Banker International, Singapore.



## **Mudit Kumar Singh - Independent Director**

**Experience : 38 Years**

**Background:** A senior retired bureaucrat from 1984 Batch of the IFS, Chhattisgarh Cadre. His work in Participatory Management at Jhabua has been internationally acclaimed & 3 Books have been written on his work by Tata Energy Research Institute, Worldwide Fund for Nature and IIFM. His wide experience in forestry will prove to be an asset of the Company.



## **Ashish Bakliwal - Independent Director**

**Experience : 11 Years**

**Background:** He is practicing CA. Experienced in the field of Enterprise Risk Mgmt., Internal Control Mgmt., Auditing and Assurance services. His Presence ensures the integrity of financial system, improve internal financial control and his expert independent advice always help to set best accounting principles.



## **Veni Mocherla - Independent Director**

**Experience : 23 Years**

**Background:** An MBA, did Postgraduate in Chartered Institute of Marketing, UK. A business consulting professional specialised in international businesses & alliances, cross border consulting, strategy & planning, scaling up businesses etc. She Also held senior roles in Dept. of Trade & Investment, British High Commission, Bristol Myers Squibb in India.

# Experienced Management Team



## **Ashish Saraf - President**



A B.Com, having over 33 years of experience in managing the business and has a Rich Experience in business

## **Dr. Krishnadath Bhaggan - VP - R&D Product Development**



Experience in R&D and Innovation for 22 yrs.+ He is an inventor / co-inventor of multiple patents and author / co-author of many publications in the oils and fats area.

## **CS Divya Jajoo - CS & Compliance**



She played a pivotal role in the company's initial public offering (IPO). She was identified as a key managerial personnel and is in charge of the company's compliance.

## **Deep Saraf - VP – Business Development**



Part of co. since commencement. Currently responsible for leading and managing the co.'s Birkoni plant. His long association and experience also create focus for the Company in the direction of Business Development.

## **Appel Sten - VP – New & Existing Projects**



Degree in Chemical Engineering from Aalborg University (DK) and has a vast experience in Edible Oil Industries as a Production Manager.

## **Ruchi Jaiswal - Deputy Company Secretary**



She is an Associate Company Secretary and a B. Com Graduate. She is having more than 9 years of work experience in compliance and governance of listed companies including the top 500 listed Companies in NSE and BSE platforms.

## **Raj Shekhar - VP – Technical**



A Science Graduate, MBA in Production Management and Diploma holder in computer applications. He has very vast experience of 31 years in Oil Industry.

## **Chandan Gupta - Associate VP - Sales**



He is MBA in Operation Research and MTech & BE (Hons.). He has an experience of more than 11 years in managing the domestic as well as international sales (adding new customer base)

## **Ekta Soni - IR & Banking Compliances**



She is a Company Secretary by profession, she has completed her Graduation in Bachelor of Commerce from Calcutta University. She is associated with the company for more than 8 yrs. and handles IR & Banking Activities and Compliance for the company.

## **Yogendra Puri Goswami - VP – Sales**



He has 23 years of experience in FMCG, OTC Pharma, Footwears Industries (Sales & Marketing domain). Awarded with Top scorer award, Dimension of professional selling certificate award, Target achieve award for his proven excellence in various institutions.



## Vision

- **Acquire and maintain leadership position** in chosen areas of business by innovating products and adopting unique co-development approach for different applications, and various segments using continues Research & Developments.
- To become the first-choice solution provider for Speciality Fats & Butter
- Continuously **create new opportunities for growth**
- Produce handsome rewards, Enrichment and opportunities for growth to **our stakeholders and community in which we operate.**
- To uplift the health, sanitation and education of tribal people through CSR.
- **One Stop Shop from collection of TBOs** with the help of tribal people, processing, manufacturing of CBEs and Specialty Butters to use in end products



- **Customer delight** is our highest priority
- **Upliftment** of livelihood of tribal people
- **On time delivery** with high-quality products at the best price
- Following socially and ecologically **sustainable models of business**
- Maintain our **Credibility, Respect, Integrity** and Honor by fulfilling our commitments



## Mission

# Global Certifications



Manorama Industries' quest for quality has earned it a spectrum of prestigious certifications



**SHEFEXIL**  
Shellac And Forest Products  
Export Promotion Council



Global Shea Alliance



FEDERATION OF INDIAN EXPORT ORGANISATIONS



# Our Commitment to UN Global Compact



## Committed to UN Sustainable Development Goals



Over the years, developed an extensive supply chain network of **Millions of women tribal and forest-dwellers** .....and have positively impacted the livelihoods



## Committed to UN Global Compact

WE SUPPORT



***With the signature of the UN Global Compact, Manorama Industries is committed to integrating and promoting several principles relating to human rights, international labor standards and the fight against discrimination.***



Manorama's objective is to achieve long-term growth by lowering environmental impact, increasing ecological balance, improving the lives of those in our communities, and producing value for all our stakeholders



## Environment

- Planted more than 5,000 saplings last year and 1,000 more to be planted this year.
- In process of implementing Rainwater Harvesting system.
- Plans to Install Solar power panels in-house which will nearly produce 1 MW power and will lead to equivalent reduction of CSEB power consumption.



## Social

- Employees at Manorama are considered the foundations of success, from creating a secure, attractive office environment to instilling a healthy and inclusive work culture.
- Millions of tribal women and forest residents receive instruction in sanitary pad production and awareness, as well as sustainable harvesting of forest food.
- The Company has taken various initiatives for promoting women health and hygiene.



## Governance

- To believe in good corporate governance is to create long term value.
- We, at Manorama, are dedicated to proactive governance processes in order to develop and maintain value for all of our stakeholders.
- Corporate Governance policies are regularly evaluated and updated to reflect changes in the business environment, best practises, regulatory requirements, feedback from our annual Board reviews, and shareholder suggestions



# Giving Back to The Society



**MANORAMA**  
INDUSTRIES LIMITED

#BeingSomeonesHero

*Thank You*

**FOR YOUR DONATION  
Of Bone Marrow Density Machine**

We genuinely appreciate your contribution towards  
society and healthcare

8282824444 | [balcomedicalcentre.com](http://balcomedicalcentre.com)

Sector 36, Atal Nagar, Naya Raipur

# Recent Awards & Accolades (1/4)



The award was given by H.E Ahmed Bin Sulayem, Executive Chairman & CEO Dubai Multi Commodities Centre (DMCC), Govt. of UAE to Manorama Industries Limited, January 20th, 2023 for “Sustainable Exports of Value Added Products from Wasted Seeds generating employment for Tribal” at Nepal Globoil 2023.

Mr Ashish Saraf, President of Manorama Industries Limited, Raipur received “TWO EXPORT EXCELLENCE AWARDS” under the category “Highest Foreign Exchange Earner – 2018-2019 and 2019-2020 organized by Federation of Indian Exporters Organization (FIEO) from Smt Anupriya Patel, Minister for Commerce and Industry, Government of India



# Recent Awards & Accolades (2/4)



**GLOBOIL INDIA 2022  
Awards Ceremony &  
Conference**

**Awarded 'Eminent Excellence in ESG & Sustainable Creation of  
Business through waste, with support to thousands of forest dwellers'**



**Awarded four 'Highest Unique Processors and Highest Unique  
Excellence in Exports of Vegetable Butters from India' Solvent  
Extractors' Association of India at Goa**



**Awarded 'Excellence in Highest Exports of  
Specialty Butter From India'  
by IOPEPC ( Indian Oilseeds & Produce  
Export Promotion Council) Ministry of  
Commerce, Govt of India**



**GLOBOIL INDIA 2021 Awards Ceremony & Conference at Goa**

# Recent Awards & Accolades (3/4)



Manorama Industries Limited has meritoriously conferred five awards at the AGM organized by ***The Solvent Extractors' Association of India on September 21<sup>st</sup>, 2022***

# Awards & Accolades (4/4)




**National & International Awards Received by Manorama from Government of India, Ministry of Commerce and Various other National & International Organizations**





# Our Business Model



# Weaving a Revolution - Wealth Out of Waste



## Waste to Wealth



- Forest / Plant grown seeds are major raw materials
- Partnering with marginalized Tribal Community for Raw Material Supply Chain
- Generating Foreign exchange for the nation by exporting the manufactured products across the globe.

## From Forests to Premium Brands



- Collecting raw materials primarily exotic seeds from the forest
- Converting these into the final products in the form of CBE, Fractionated Fats and Butter sold to Global Brands in Chocolate, Confectionery, food and Cosmetic Industries.

## From the Poorest to the Richest



- Procuring Raw Materials from the marginalized tribal located in remote forest areas
- Transforming their lives and helping them sustain themselves economically
- Processing and selling the finished products to the premium, niche Brands across the globe. Thus, linking the poorest to the richest.

**‘We Source from poor and sell to rich’**

# Collecting Nature's Gift to Make Natural Products



Our business model is **entirely nature based**, sourcing our entire raw material from forests. **No Risk of non-availability of raw material**. Trees flower every year and seeds are produced. **Available in plenty in India and other Countries**. There is limited concentration risk as products derived from trees are renewable and the **seeds ripen periodically**.



The Cocoa Butter Equivalent (CBE) and Fractionated Fats and Butter supplied by Manorama Industries is **made from the extracts of tree-borne seeds such as Sal, Mango, Kokum, Mahua, Dhupa, Shea and Illipe**.



**The Company sustainably sources tree-borne seeds and plant-based seeds from millions of tribal and forest dwellers, mainly womenfolk** across thousands of villages in India, and West Africa directly through multiple collection center's



Our vast supplier network, built over several decades, is **well positioned to supply the required raw material to cater to our increased production requirements**.

# Enhancing Capacities for an Expanding Business



Favourable plant location provides us an edge in sourcing raw-materials and ensuring adequate supply



To meet the huge surge in specialty tailor-made fats and CBE demand, **the company has set up an integrated state of the art manufacturing plant at Birkoni, near Raipur, Chhattisgarh.** This includes all processes viz Crushing, Extraction, Refining, Fractionation etc.



**The commissioning of additional 30,000 tonnes of Refinery and 25,000 Fractionation plant will make Manorama a leading Indian manufacturer in the global CBE and specialty butter & fats market** and will enable the Company to further ramp up its output for the global demand supply gap.



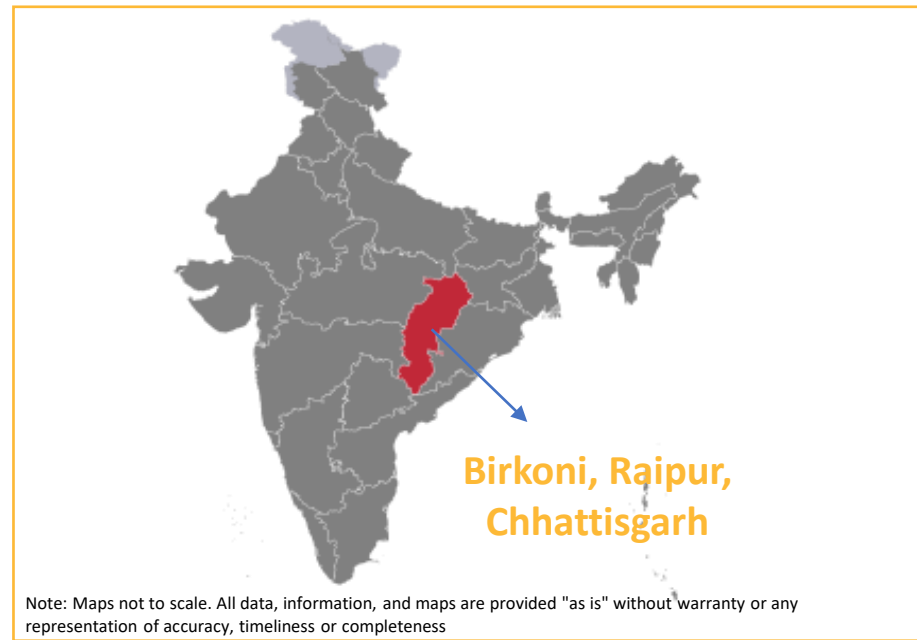
**The Company has a distinct sourcing advantage due to its strategic location in the heart of India's forest-region** and its strong relationship and network with the local tribal communities, who are well-versed with the forest topography



The plant is **550 KMs from Visakhapatnam port.**



**Upcoming Raipur Visakhapatnam Expressway** will reduce the current transportation & logistics time subsequently to just 6-7 Hours and this will ultimately save the fuel & freight cost.



Note: Maps not to scale. All data, information, and maps are provided "as is" without warranty or any representation of accuracy, timeliness or completeness

**Plant Operations and Commissioning is Led by:**



**Mr. Appel Sten**

**+30 years of intense global experience in the industry, Contributed to scientific designing and successful execution of multiple projects all over the world.**

# Key Product Components – Tree Borne Seeds



**Sal seeds**  
**(*Shorea robusta*)**

- India has the largest Sal forests in the world, Sal seeds are abundantly available from May.
- The Company has a distinct Sal seed sourcing advantage due to its strategic location in the heart of India's forest region and its strong relationship and network with the local tribal communities, who are well-versed with the forest topography.
- The Company is well positioned to source its required Sal seeds through its well-entrenched network.



**Mango kernel**  
**(*Mangifera indica*)**

- Mango is a seasonal fruit that is amply available across the country during the Indian summer months from May-July.
- The Company directly sources Mango kernel through a dedicated supplier network that relies on collections from thousands of villages.
- Manorama Industries is also exploring avenues to source Mango kernels from pulp industries where Mango seeds are a waste product.



**Shea nuts**  
**(*Vitellaria paradoxa*)**

- Shea nuts are found mainly in the West Africa region. The collection season is from Sep to Jan.
- The Ghanaian kernels are of the best quality due to their consistently lower free fatty-acid levels, higher butter content, and lower impurities.
- The Company procures Shea nuts from bushes in Ghana through a supply channel consisting of social organizations, women's collectives, village markets, and local traders.



**Palm Oil**  
**(*Elaeis guineensis*)**

- Grown only in the tropics, the oil palm tree produces high-quality oil used in food products, detergents, cosmetics.
- Palm oil is a very productive crop. It offers a far greater yield at a lower cost of production than other vegetable oils.
- Global production of and demand for palm oil is increasing rapidly. Plantations are spreading across Asia, Africa and Latin America.



**Kokum seeds**  
**(*Garcinia indica*)**

- The Kokum fruit grows in the forests of the Western Ghats, the Company secures this seeds through local collectors in Raigad, Konkan districts of Maharashtra, and Goa.
- The Kokum seeds are available from Sep to Dec.
- The Kokum seeds yield Kokum fat after crushing and extraction in a solvent extraction plant and the edible refined butter is used as a component in CBE formulation.



**Mowrah seeds**  
**(*Madhuca longifolia*)**

- This seeds are available from May to Jul and is a rich source of natural soft butter with comparable triglyceride composition as in cocoa butter.
- Sourced from forest floors in Chhattisgarh and Madhya Pradesh, its fat is a key ingredient in the cosmetics industry and for soap manufacturing.
- Because of its composition and compatibility with cocoa butter, Mowrah butter is suitable to be used as an ingredient in centre-filled chocolate products.



# De-oiled Cake for Cattle Industry



**Largest supplier of Cattle feed** from the exotic natural tree borne seeds de-oiled cakes to Indian cattle feed industry



Q1 FY24 Revenue contribution from cattle feed business  
**Rs. 103.7 Million**



India is the **world's largest consumer of cattle-feed & largest Milk Producer**



Offering **nutrition & protein meals in animal feed and fatty acids for diverse applications**



The Company has **Sizeable presence** in the Cattle feed segment

# Our Key Product Portfolio



## Cocoa Butter Equivalent (CBE)

- CBEs are vegetable fats that are made up of the same fatty acids and triglycerides as Cocoa Butter
- CBEs are developed to have comparable physical and chemical qualities to cocoa butter while also being compatible with it in all proportions without affecting the final product's behaviour
- Fractionation of palm oil yields the middle-melting fraction high in POP, whereas fractionation of exotic fats such as Illipe, Sal, and Shea yields the triacylglycerol cuts rich in POS and SOS.
- These fractionated ingredients are carefully prepared and blended without hydrogenation to generate customised fats that are trans-fat-free and similar to cocoa butter

## Sal butter

- The butter content of the Sal seed is 13-14%, and it is abundant in stearic, oleic, and other important fatty acids, making it useful in lotions, creams, and butter mixes.

## Sal stearin

- It is the solid fraction of Sal Butter derived by solvent fractionation, which when combined with palm mid-fraction yields Cocoa Butter Equivalent.

## Shea Stearin

- It is the solid fraction of Shea butter derived by solvent fractionation, which when combined with palm mid-fraction yields a Cocoa Butter Equivalent.

## Mango Butter

- When used in cream and lotion compositions, its fatty acid content, along with the peculiar unsaponifiable substances, helps to preserve smooth and supple skin.

## Mango Stearin

- It's made from Mango butter by solvent or dry fractionation, and its composition and physical properties are similar to those of Sal stearin.

## Mowrah Butter

- It is extracted from the fruit, which is used in cooking, lighting, and also as a natural exfoliator. Mowrah butter softens and nourishes the skin while also protecting it from diseases and germs. Ayurvedic qualities of Mowrah butter work as a coolant to moisturise and radiate the skin. Mowrah butter is particularly adaptable as a foundation for cosmetic products because to its emollient characteristics and multi-purpose nature.

## Kokum Butter

- It is made from kokum seeds, which are native to India's southern regions. This local coastal butter is high in fatty acids and calms the skin while moisturising it. It is a common ingredient in medicinal cosmetics because of its high Vitamin-E content, which makes it an excellent basis for skin and hair care products.

## Secondary Streams: De-Oiled Cake

- Cattle Feeds are made from the by-products of DoC. Manorama has also incorporated its by-products into the resource leftovers for the animal feed industry. The Indian cattle feed industry has a large demand potential, and we have an opportunity to capitalise on it. This forward integration allows us to complete the whole value chain, further supporting our objective of resource efficiency.



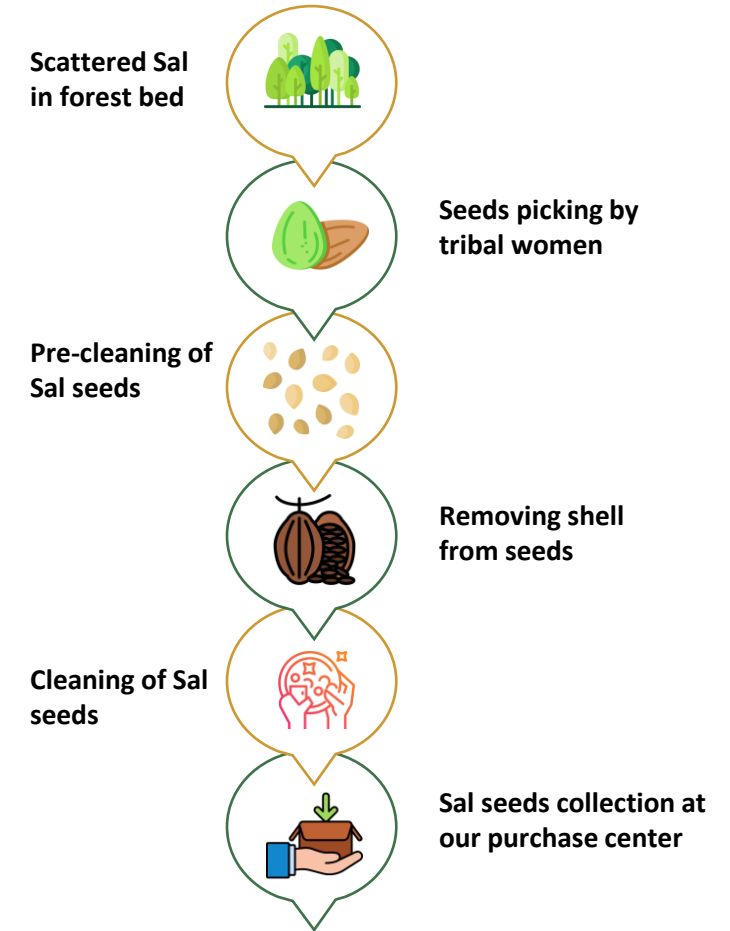
# Supply Chain Network



## Manorama Supply Network in West - Africa



## Sal seed Collection Process in India



Raw Material stock at our New Warehouse, Birkoni



# Procurement of Shea Nuts (Africa)



Developing a comprehensive and efficient system for procuring Shea nuts and other agricultural goods from *Ghana's West African neighbors such as Burkina Faso, Ivory Coast, Mali, and others*



This system gives a competitive edge in meeting rising raw material requirements as thereby increasing the production capacity, as well as supporting future business development.

# World's Leading Brands are Our Customers



The Company derives major revenue from the chocolate and confectionery industry, with a significant portion of the balance revenues coming from the cosmetics industry



*Food & Confectionery*



*Chocolate*



*Cosmetics*



*Plant Based Meat, Food Industry  
(Vegan Food)*



The Brand Names mentioned are the property of their respective owners and are used here for identification purposes only

# Geographical Footprint

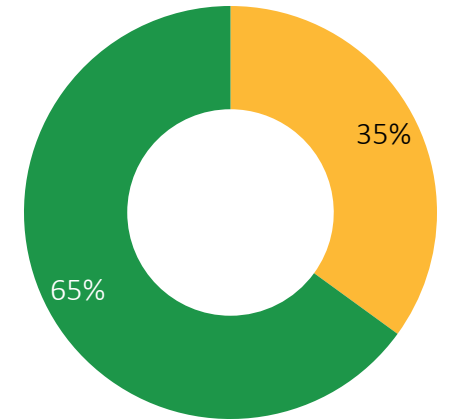


Trusted manufacturer of food, chocolate, confectionary and cosmetics ingredients industry having customer base spanning across the globe



**The Company is Recognized by Gol as a 'Star Export House'**

## Q1 FY24 - Revenue Breakup



Domestic International



**The Company enjoys a global leadership position in the manufacturing and exporting of its products**

Note: Maps not to scale. All data, information, and maps are provided "as is" without warranty or any representation of accuracy, timeliness or completeness



Meet the Women of Manorama – Article Published on [The Body Shop Website](#)



## MEET THE WOMEN OF MANORAMA

Our bestselling Mango Body Butter is enriched with the goodness of Mango Seed Oil from India. Our Community Trade Mango Seed Oil is sustainably sourced from Manorama Industries in Chattisgarh, India. We began working with the local women's cooperatives there in 2017. They hand-collect the mangoes from the forest floor, hand-peel the flesh and crack the seeds. They then send them to a production facility to extract their nourishing oil. Manorama Industries give the cooperatives training on harvesting methods, helping protect India's mango trees while providing a sustainable source of income. During harvesting season, these women carry an incredible 10-20kg of fruit every day.



Article Published on *Lush Website*



## Women empowerment

Our organic and Fair For Life certified mango butter is sourced from Manorama Industries in Chhattisgarh, India. Manorama Industries work with local women's cooperatives who hand-collect the mangoes from the forest floor, hand-peel the flesh and crack the seeds. They also give the cooperatives training on harvesting methods, helping protect India's mango trees while providing a sustainable source of income. India is one of the world's largest mango producing countries and the potential availability of mango kernels is around 500,000 tonnes, which can yield about 40,000 tonnes of mango kernel fat. Manorama pioneered the use of seeds extracted from the fruits lying on the forest floor, which otherwise would have become forest waste.



# Industry Overview



- In May 2017, **FSSAI allowed the use of 5% CBEs in chocolates from January 1st, 2018**. With the positive change in the standards of chocolates, the CBE demand is estimated to grow substantially.
- India is one of the most important CBE markets with a likely consumption of ~8,000 tons per annum in 2018 & projected go up to ~20,000 tons by 2024.

## Global Cosmetics and Personal Care Landscape

L'ORÉAL



LUSH FRESH HANDMADE COSMETICS

CLINIQUE

MAC



- Japan, Russia and other countries of the world Permit the use of CBE & vegetable fat other than cocoa butter more than 10%
- If more than 10% is allowed in India, it will open vast opportunities for Manorama & Millions of Tribal of India.

## Global Industry Landscape

FUJI OIL



BUNGE

Loders CROKLAAN

## Global Chocolate Landscape



Mondelēz International

FERRERO

Lindt

MAÎTRE CHOCOLATIER SUISSE DEPUIS 1845

HERSHEY THE HERSHEY COMPANY




BARRY CALLEBAUT

Nestlé



# Innovation & Research



# Product Portfolio - MILCOA® Range & Spread Fats



We invest in innovation at Manorama to create value and manage our resources responsibly. We continue to prioritise R&D in order to develop unique specialty goods, and we have extensively invested in cutting-edge technology and processing facilities. We've made a name for ourselves as pioneers in non-palm CBE, tree-borne, and plant-based seed butters.

## *We offer a variety of one-of-a-kind items in our basket which are:*

MIL DP1055, a hard fat for culinary use and marinades (MIL DP1052). MIL DP1054 is a general-purpose hard stock that may be used for spreading

All-round filling fats (Milcocream™1056 and Milcocream™1010), cocoa butter equivalents/improvers (Milcoa ES1057 and Milcoa IS1043) and cocoa butter replacers (Milcoat™R1058)

Bake stable filling fats Milcocream™1059, Milcocream™1052 for use as filling in croissants and pastries in the bakery market

Chocolate Hazelnut Spread fat Milcospread™1003, Milcospread™1053, Milcospread™1060



- The Milcoa® Innovation & Research Center is a **state-of-the art research facility with cutting-edge technology.**
- It **works closely with clients' R&D teams** and is always looking for new ideas, raw materials, and technologies and comes up with unique ways to employ its CBEs, CBIs, and other products.
- Building on its core expertise in the food and cosmetics areas, the Company is **creating new products for the spreads, confectionery, bakery, culinary and nonfood, health drink, and personal care markets**

**Certificated from the Government of India's Department of Scientific and Industrial Research (DSIR) for Manorama's MILCOA Research & Development Centre**

# Excellence Through Innovation & Research



Milcoa® Innovation & Research Center, a high standard research laboratory equipped with cutting-edge technologies



Collaborates closely with customers' R&D teams



Develop creative innovative solutions to use its CBEs, CBIs and other offerings.



Constantly exploring new insights, new raw materials and new technologies



**Research & Development Centre Led by:**

**Dr. Krishnadath Bhaggan**  
*+25 years of global experience in the industry, contribution to multiple patents in his name.*

Building on core competencies, the Company continuously develops new tailor-made products having application in the Chocolate, Food, Confectionery, Cosmetics and Personal Care Industry



Joined elite club of ***select companies*** after receiving Government of India's Department of Scientific & Industrial Research (DSIR) certificate for Manorama's MILCOA Research & Development Centre





# Historical Financial Highlights

# Financial Highlights



Profit and Loss (Rs. Millions)	FY23	FY22	FY21*	FY20	FY19
<b>Revenue from Operations (Net of Excise)</b>	<b>3,508.0</b>	<b>2,791.2</b>	<b>2,026.3</b>	<b>1,882.4</b>	<b>1,024.0</b>
Raw Material	2,156.6	1,546.2	1,199.0	867.3	495.4
Employee Cost	128.2	96.4	74.7	69.1	35.0
Other Expenses	658.8	759.2	406.0	507.6	210.7
<b>EBITDA</b>	<b>564.5</b>	<b>389.4</b>	<b>346.6</b>	<b>438.5</b>	<b>282.8</b>
<b>EBITDA Margin</b>	<b>16.1%</b>	<b>14.0%</b>	<b>17.1%</b>	<b>23.3%</b>	<b>27.62%</b>
Depreciation	108.5	78.9	79.6	76.6	8.1
Other Income	61.2	82.4	61.5	59.5	36.4
<b>EBIT</b>	<b>517.2</b>	<b>392.9</b>	<b>328.5</b>	<b>421.3</b>	<b>311.1</b>
<b>EBIT Margin</b>	<b>14.7%</b>	<b>14.1%</b>	<b>16.2%</b>	<b>22.4%</b>	<b>30.38%</b>
Finance Cost	86.6	57.7	104.9	97.7	45.5
<b>Profit before Tax</b>	<b>430.6</b>	<b>335.1</b>	<b>223.6</b>	<b>323.7</b>	<b>265.6</b>
Tax	132.8	93.7	77.8	90.3	75.0
<b>PAT</b>	<b>297.8</b>	<b>241.5</b>	<b>145.8</b>	<b>233.3</b>	<b>190.6</b>
<b>PAT Margin %</b>	<b>8.5%</b>	<b>8.7%</b>	<b>7.2%</b>	<b>12.4%</b>	<b>18.61%</b>
<b>EPS</b>	<b>25.0</b>	<b>20.8</b>	<b>13.1</b>	<b>20.3</b>	<b>20.3</b>
<b>Cash Pat</b>	<b>406.3</b>	<b>320.4</b>	<b>225.4</b>	<b>310.0</b>	<b>198.7</b>

\*The performance is not exactly comparable with FY20 as dry fractionation was done. However, in FY21 it was done in-house at our new production facility at Birkoni factory. Additionally, being first year of operation at new plant the production optimization and cost of production was on higher side.

# Balance Sheet Statement



Equity & Liabilities (Rs. Millions)	Mar-23	Mar-22	Mar-21	Mar-20	Mar-19
<b>Total Equity</b>	<b>2,983.0</b>	<b>2,682.6</b>	<b>1,447.3</b>	<b>1,272.6</b>	<b>1,039.2</b>
Share Capital	119.2	119.2	111.3	111.3	111.3
Reserves & Surplus	2,863.8	2,563.4	1,336.0	1,161.3	928.0
Non-Controlling Interest	0.0	0.0	0.0	0.0	0.0
<b>Non-Current Liabilities</b>	<b>301.1</b>	<b>329.2</b>	<b>176.7</b>	<b>9.4</b>	<b>7.4</b>
<b>Financial Liabilities</b>					
Borrowings	239.9	298.4	150.6	5.0	5.1
Lease Liabilities	0.0	0.0	0.0	0.0	0.0
Other Financial Liabilities	0.0	0.0	0.0	0.0	0.0
Provisions	6.3	5.0	2.8	2.4	2.3
Other Non-Current Liabilities	7.5	8.3	0.0	0.0	0.0
Deferred Tax Liabilities	47.3	17.5	23.3	1.9	0.0
<b>Current Liabilities</b>	<b>960.0</b>	<b>946.2</b>	<b>914.8</b>	<b>1,605.9</b>	<b>288.3</b>
<b>Financial Liabilities</b>					
Borrowings	860.4	785.9	702.9	1185.2	235.0
Lease Liabilities	0.0	0.0	0.0	0.0	0.0
Trade Payables	40.4	81.5	74.0	329.9	14.7
Other Financial Liabilities	31.5	36.8	24.7	0.0	0.0
Other Current Liabilities	17.4	15.1	73.3	33.40	15.6
Current Tax Liabilities	9.3	26.1	39.5	0.0	0.0
Liabilities directly associated with assets classified as held for sale	0.0	0.0	0.0	0.0	0.0
Provisions	1.0	0.8	0.4	57.4	23.0
<b>Total Equity &amp; Liabilities</b>	<b>4,244.1</b>	<b>3,958.0</b>	<b>2,538.8</b>	<b>2,887.9</b>	<b>1,334.9</b>


Assets (in Rs. Millions)	Mar-23	Mar-22	Mar-21	Mar-21	Mar-21
<b>Non - Current Assets</b>	<b>1,541.2</b>	<b>1,162.6</b>	<b>737.4</b>	<b>628.8</b>	<b>357.9</b>
Property Plant & Equipments	966.3	553.2	566.0	513.78	63.3
CWIP	494.7	415.8	0.0	0.0	155.1
Right-of-Use Assets	0.0	0.0	0.0	0.0	0.0
Goodwil	0.0	0.0	0.0	0.0	0.0
Other Intangible Assets	0.0	0.0	0.0	0.0	0.0
Intangible assets under development	7.1	0.0	0.0	0.0	0.0
Investment in a joint venture	0.0	0.0	0.0	0.0	0.0
<b>Financial Assets</b>			0.0	0.0	0.0
(i) Investments	0.0	0.0	0.0	0.0	0.0
(ii) Loans	0.0	0.0	0.0	13.6	64.3
(iii) Other Financial Assets	35.6	59.3	159.1	101.4	69.2
Deferred Tax Assets	0.0	0.0	0.0	0.0	6.0
Income Tax Assets	0.0	0.0	0.0	0.0	0.0
Other Non-Current Assets	37.5	134.3	12.3	0.0	0.0
<b>Current Assets</b>	<b>2,702.9</b>	<b>2,795.4</b>	<b>1,801.4</b>	<b>2,259.0</b>	<b>977.0</b>
Inventories	1,576.9	1,810.7	1,232.4	1,500.6	370.0
<b>Financial Assets</b>					
i) Trade Receivables	275.8	250.9	223.6	162.6	141.6
(ii) Cash and cash equivalents	18.8	491.9	4.0	363.7	423.9
(iii) Bank balances other than Cash and cash equivalents	580.6	38.5	170.1	0.0	0.0
(iv) Other financial assets	14.9	2.4	3.1	129.4	23.7
Other current assets	235.8	201.0	168.3	102.8	17.8
Asset classified as held for sale	0.0	0.0	0.0	0.0	0.0
<b>Total Assets</b>	<b>4,244.1</b>	<b>3,958.0</b>	<b>2,538.8</b>	<b>2,887.9</b>	<b>1,334.9</b>

# Cash Flow Statement



Particulars (Rs. Millions)	Mar-23	Mar-22	Mar-21	Mar-20	Mar-19
<b>Net Profit Before Tax</b>	<b>430.6</b>	<b>335.1</b>	<b>223.6</b>	<b>323.7</b>	<b>265.6</b>
Adjustments for: Non-Cash Items / Other Investment or Financial Items	165.0	121.3	164.2	145.9	23.2
<b>Operating profit before working capital changes</b>	<b>595.6</b>	<b>456.5</b>	<b>387.8</b>	<b>469.6</b>	<b>288.8</b>
Changes in working capital	117.3	-676.2	32.9	-1,022.5	-336.4
<b>Cash generated from Operations</b>	<b>712.8</b>	<b>-219.7</b>	<b>420.7</b>	<b>-552.9</b>	<b>-47.6</b>
Direct taxes paid (net of refund)	-120.0	-113.9	-85.8	-47.9	-61.9
<b>Net Cash from Operating Activities</b>	<b>592.8</b>	<b>-333.6</b>	<b>334.9</b>	<b>-600.8</b>	<b>-109.5</b>
<b>Net Cash from Investing Activities</b>	<b>-994.7</b>	<b>-345.4</b>	<b>108.8</b>	<b>-99.9</b>	<b>-498.1</b>
<b>Net Cash from Financing Activities</b>	<b>-71.2</b>	<b>1,166.9</b>	<b>-445.7</b>	<b>852.7</b>	<b>625.0</b>
<b>Net Decrease in Cash and Cash equivalents</b>	<b>-473.1</b>	<b>487.9</b>	<b>-2.0</b>	<b>151.9</b>	<b>17.4</b>
Add: Cash & Cash equivalents at the beginning of the period	491.9	4.0	6.0	21.8	4.3
<b>Cash &amp; Cash equivalents at the end of the period</b>	<b>18.8</b>	<b>491.9</b>	<b>4.0</b>	<b>173.7</b>	<b>21.8</b>





## Optimum capacity utilisation at Birkoni and new capex

The Birkoni Plant is currently operating at 85%-90% utilisation and is expected to achieved optimum commercial production to reach highest output for the year. It has also begun expansion and building activities for the opening of its new facility.



## Growing opportunities in Chocolate Industry

A major driver for the sector is projected to be the growing habit of chocolate gifting and the concern of adulteration in traditional sweets. Furthermore, one of the most important growth drivers for the industry is innovation in chocolate marketing and premium chocolates.



## Increased share of CBE in Chocolates

The possibility for expansion is exponential, with significant expectations of a rise in the 5 percent restriction for the use of CBE in chocolates. This will benefit chocolate manufacturers as increased share of CBE in chocolate enhances its taste, texture, solidity.



## Growth in Specialty Fats and Butter Market

The worldwide specialty fats and butter market is predicted to rise at a CAGR of 6.6 percent. The APAC Region is one of the fastest-growing markets for specialty fats and butter and will continue to grow in terms of volumes.



## Government Initiatives

Agriculture, vegetable Butter & Fats, and food processing businesses all receive incentives and support from the Indian government. Furthermore, the liberalisation and opening of global trade has created a significant opportunity for international collaboration.



## Foray into newer geographies, segments and customers

With increased penetration and distribution, our growth fundamentals remain strong. Most of our brands and products have seen significant growth. We are committed to expanding our portfolio of new geographies, segments, and consumers while also improving our financial agility.



# Contact Information

Company :

**Manorama Industries Limited**  
CIN: L15142MH2005PLC243687

**Ms. Ekta Soni – Investor Relations**

E: [investors@manoramagroup.co.in](mailto:investors@manoramagroup.co.in)  
T: 07712283071  
[www.manoramagroup.co.in](http://www.manoramagroup.co.in)

Investor Relations Advisor :

**Strategic Growth Advisors Pvt. Ltd.**  
CIN: U74140MH2010PTC204285

**Mr. Abhishek Shah**

E: [abhishek.shah@sgapl.net](mailto:abhishek.shah@sgapl.net)  
T: +91 9930651660  
[www.sgapl.net](http://www.sgapl.net)

# THANK YOU

