

C/COS/Listing/BSE/

Dt: 29.08.2020

The GM (Listing)  
BSE Ltd.,  
Phiroze Jeejeebhoy Towers,  
Dalal Street,  
Mumbai-400001.

Ref: Scrip ID: POWERGRID; Scrip Code: 532898; ISIN: INE752E01010

Dear Sir,

**Sub: Annual Report for the Financial Year 2019-20 and Notice of 31<sup>st</sup> Annual General Meeting**

Please find enclosed the Annual Report for the Financial Year 2019-20 and Notice of 31<sup>st</sup> Annual General Meeting of Power Grid Corporation of India Limited scheduled to be held on Tuesday, the 22<sup>nd</sup> September, 2020 at 11.00 a.m. (IST) through Video Conferencing ("VC") / Other Audio Visual Means ("OAVM"), in compliance with the applicable provisions of the Companies Act, 2013 ("Act"), the General Circular No. 14/2020 dated 8<sup>th</sup> April, 2020; General Circular No. 17/2020 dated 13<sup>th</sup> April, 2020 and General Circular No. 20/2020 dated 5<sup>th</sup> May, 2020 issued by the Ministry of Corporate Affairs ("MCA") and SEBI (Listing Obligations and Disclosure Requirements) Regulations, 2015 ("SEBI Listing Regulations").

This is being sent in terms of Regulations 29, 30 and 34 of the SEBI (Listing Obligations and Disclosure Requirements) Regulations, 2015.

Thanking You,

Yours faithfully,



(Mrinal Shrivastava)  
Company Secretary &  
Compliance Officer

Encl: a/a

## Power Grid Corporation of India Limited

(A Government of India Enterprise) CIN: L40101DL1989GOI038121

Regd. Office : B-9, Qutab Institutional Area, Katwaria Sarai, New Delhi- 110 016.

Phone No.: 011-26560121, Fax: 011-26601081

Corp. Off.: "Saudamini", Plot No. 2, Sector-29, Gurgaon-122 001 (Haryana)

Phone No.: 0124-2822000, 2823000, Fax: 0124-2571990

Website: www.powergridindia.com, Email ID: investors@powergrid.co.in

### NOTICE

NOTICE is hereby given that the 31<sup>st</sup> Annual General Meeting of the Members of Power Grid Corporation of India Limited will be held on **Tuesday, 22<sup>nd</sup> September, 2020 at 11.00 a.m. (IST) through Video Conferencing ("VC") / Other Audio Visual Means ("OAVM")** to transact the following business:

#### ORDINARY BUSINESS:

1. To receive, consider and adopt the Audited Financial Statements including Consolidated Financial Statements of the Company for the Financial Year ended 31<sup>st</sup> March, 2020, together with the Board's Report, the Auditor's Report thereon and comments of the Comptroller and Auditor General of India.
2. To take note of payment of interim dividend and declare final dividend for the Financial Year 2019-20.
3. To appoint a Director in place of Mrs. Seema Gupta (DIN 06636330), who retires by rotation and being eligible, offers herself for re-appointment.
4. To authorize the Board of Directors of the Company to fix the remuneration of the Statutory Auditors for the Financial Year 2020-21.

#### SPECIAL BUSINESS:

##### 5. To appoint Shri Vinod Kumar Singh (DIN 08679313) as a Director liable to retire by rotation.

To consider and if thought fit, to pass with or without modification, the following resolution as an ORDINARY RESOLUTION:

"RESOLVED THAT pursuant to the provisions of Section 149, 152 and any other applicable provisions of the Companies Act, 2013 and the Rules made thereunder, Shri Vinod Kumar Singh (DIN 08679313), who was appointed as Director (Personnel), by the President of India on or after 1<sup>st</sup> February, 2020 vide Ministry of Power Office Order No. 25-11/1/2019-PG dated 6<sup>th</sup> January, 2020 and appointed by the Board of Directors as an Additional Director w.e.f. 1<sup>st</sup> February, 2020 and holds office up to the date of ensuing Annual General Meeting under Section 161 of the Companies Act, 2013 and in respect of whom the Company has received a notice in writing from a member under Section 160 of the Companies Act, 2013, be and is hereby appointed as Director (Personnel), liable to retire by rotation."

##### 6. To appoint Mr. Mohammed Taj Mukarrum (DIN 08097837) as a Director liable to retire by rotation.

To consider and if thought fit, to pass with or without modification, the following resolution as an ORDINARY RESOLUTION:

"RESOLVED THAT pursuant to the provisions of Section 149, 152 and any other applicable provisions of the Companies Act, 2013 and the Rules made thereunder, Mr. Mohammed Taj Mukarrum (DIN 08097837), who was appointed as Director (Finance), by the President of India vide Ministry of Power Office Order No. 25-11/11/2019-PG-(Part-1) dated 3<sup>rd</sup> July, 2020 and appointed by the Board of Directors as an Additional Director w.e.f. 4<sup>th</sup> July, 2020 and holds office up to the date of ensuing Annual General Meeting under Section 161 of the Companies Act, 2013 and in respect of whom the Company has received a notice in writing from a member under Section 160 of the Companies Act, 2013, be and is hereby appointed as Director (Finance), liable to retire by rotation."

##### 7. Ratification of remuneration of the Cost Auditors for the Financial Year 2020-21.

To consider and if thought fit, to pass with or without modification, the following resolution as an ORDINARY RESOLUTION:

"RESOLVED THAT pursuant to Section 148 and any other applicable provisions of the Companies Act, 2013 read with the Companies (Audit and Auditors) Rules, 2014, the remuneration of M/s Dhananjay V. Joshi & Associates, Cost Accountants and M/s. Bandyopadhyaya Bhaumik & Co., Cost Accountants as the joint Cost Auditors of the Company (for Transmission and Telecom business) as appointed by the Board of Directors for the Financial Year 2020-21 at a remuneration of ₹2,50,000/- (Rupees Two Lakh Fifty Thousand only) to be shared equally by both the Firms; taxes as applicable to be paid extra, travelling and out of pocket expenses to be reimbursed as per policy of the Company and an additional remuneration of ₹12,500 (Rupees Twelve Thousand Five Hundred only) plus taxes as applicable, to be paid to M/s. Dhananjay V. Joshi & Associates, Cost Accountants, the Lead Cost Auditor for consolidation and facilitation for filing of Consolidated Cost Audit Report for the Financial Year 2020-21 of the Company as a whole, be and are hereby ratified and confirmed."

## ANNUAL REPORT 2019-20

**8. To raise funds up to ₹10,000 Crore, from domestic market through issue of secured / unsecured, non-convertible, non-cumulative/cumulative, redeemable, taxable / tax-free Debentures/Bonds under Private Placement during the Financial Year 2021-22 in upto twenty tranches/offers.**

To consider and if thought fit, to pass with or without modification, the following resolution as a SPECIAL RESOLUTION:

- (i) "RESOLVED THAT pursuant to Sections 23(1)(b), 42 and 71 of Companies Act, 2013 read with Rule 14(2) of Companies (Prospectus and Allotment of Securities) Rules, 2014 and other applicable provisions, if any, of the Companies Act, 2013 as amended, Securities and Exchange Board of India (SEBI) Rules and Regulations, including SEBI (Issue and Listing of Debt Securities) Regulations, 2008, as amended, or provisions of any other applicable law, and the Memorandum and Articles of Association of the Company, approval be and is hereby granted to raise up to ₹10,000 Crore in domestic market during the Financial Year 2021-22 for financing of capital expenditure, providing Inter Corporate Loan(s) to wholly owned subsidiaries, other purposes as may be approved by the Board of Directors / Committee of Directors for Bonds and for general corporate purposes, in one or more tranches but not exceeding twenty tranches / offers through issue of secured / unsecured, non-convertible, cumulative/non-cumulative, redeemable, taxable / tax-free debentures ("Bonds") under Private Placement."
- (ii) "RESOLVED FURTHER THAT that the Board of Directors / Committee of Directors for Bonds / such official(s) as may be authorized by Board of Directors / Committee of Directors for Bonds, be and are hereby authorized and it shall always be deemed to have been so authorized to finalize detailed terms and conditions of each issue / tranche of Bonds, Issue programme of Bonds, deposit / pay fees, execute and deliver / file such offer letter, document(s), deed(s) and writing(s), etc. as may be required and to do all such other acts, deeds and things as may be necessary for raising funds up to ₹10,000 Crore during the Financial Year 2021-22 from domestic sources through Private Placement of secured / unsecured, non-convertible, cumulative/ non-cumulative, redeemable, taxable / tax-free Bonds in one or more tranches but not exceeding twenty tranches / offers."
- (iii) "RESOLVED FURTHER THAT the Director (Finance) / Company Secretary be and are hereby severally authorized to carry out minor modifications, if any, and to do all such acts, deeds and things as may be necessary, proper, expedient or incidental or consequential for the purpose of giving effect to the aforesaid resolution(s)."

**By order of the Board of Directors**



**(Mrinal Shrivastava)**  
**Company Secretary & Compliance Officer**

**Regd. Office:** B-9, Qutab Institutional Area,  
Katwaria Sarai, New Delhi - 110 016.  
(CIN: L40101DL1989GOI038121)

**Date:** 28<sup>th</sup> August, 2020

**NOTES:**

1. In view of the prevailing situation of Covid-19 pandemic, the Ministry of Corporate Affairs ("MCA") has vide its circular dated 5<sup>th</sup> May, 2020 read with circulars dated 8<sup>th</sup> April, 2020 and 13<sup>th</sup> April, 2020 (collectively referred to as "MCA Circulars") permitted holding of the Annual General Meeting ("AGM") through VC / OAVM, without the physical presence of the Members at a common venue. In compliance with the provisions of the Companies Act, 2013 ("Act"), SEBI (Listing Obligations and Disclosure Requirements) Regulations, 2015 ("SEBI Listing Regulations") and MCA Circulars, the AGM of the Company is being held through VC / OAVM.
2. As per provisions of Clause 3A. II. of the General Circular No. 20/2020 dated 5<sup>th</sup> May, 2020 the matters of Special Business as appearing in item no. 5 to 8 of the above accompanying Notice, are considered to be unavoidable by the Board and hence, form part of this Notice.
3. Since, this AGM is being held pursuant to the MCA Circulars through VC / OAVM, physical attendance of Members has been dispensed with, accordingly, the facility for appointment of proxies by the Members will not be available for the AGM and hence the Proxy Form and Attendance Slip have not been sent through this Notice.
4. Pursuant to Regulations 26(4) and 36(3) of the SEBI Listing Regulations and Secretarial Standard on General Meetings issued by the Institute of Company Secretaries of India, the relevant detail of Mrs. Seema Gupta (DIN: 06636330), Director (Operations), retiring by rotation and seeking re-appointment under aforesaid Item No. 3; Shri Vinod Kumar Singh (DIN: 08679313) and Mr. M. Taj Mukarrum (DIN: 08097837), Additional Directors seeking appointment under aforesaid Item No. 5 & 6, respectively, in accordance with applicable provisions of the Articles of Association of the Company, are annexed to this notice.
5. None of the Directors of the Company is in any way related to each other.
6. A Statement pursuant to Section 102(1) of the Companies Act, 2013, relating to the Special Business to be transacted at the AGM is annexed hereto.
7. Institutional / Corporate Members (i.e. other than individuals / HUF, NRI, etc.) are required to send a scanned copy (PDF/JPG Format) of its Board or governing body Resolution/Authorization etc., authorizing its Representative to attend the AGM through VC / OAVM on their behalf and to vote through remote e-voting. The said Resolution/Authorization be sent to the Scrutinizer at email **contact@cssanjaygrover.in** with a copy marked to **einward.ris@kfinotech.com**.
8. The Register of Members and Share Transfer Books of the Company will remain closed from Friday, 4<sup>th</sup> September, 2020 to Tuesday, 22<sup>nd</sup> September, 2020 (both days inclusive).
9. The Board of Directors, in their meeting held on 6<sup>th</sup> March, 2020, had declared an Interim Dividend of ₹5.96 per share (i.e. @ 59.60%) on the paid-up equity share capital of the Company which was paid on 21<sup>st</sup> March, 2020. Members who have not received or not encashed their Dividend warrants may approach KFin Technologies Private Limited ("KFINTECH"), Registrar and Share Transfer Agent of the Company for obtaining duplicate warrant or revalidating the warrant, as the case be. The Board had further recommended a Final Dividend of ₹4.04 per share (i.e. @ 40.40%) on the paid-up equity share capital of the Company in its meeting held on 20<sup>th</sup> June, 2020. If the final dividend, as recommended by the Board of Directors, is approved at the AGM, payment of such dividend subject to deduction of tax at source will be made on Friday, 9<sup>th</sup> October, 2020 as under:
  - i. To all Beneficial Owners in respect of shares held in dematerialized form as per the data as may be made available by the National Securities Depository Limited ("NSDL") and the Central Depository Services (India) Limited ("CDSL"), collectively "Depositories", as of the close of business hours on Thursday, 3<sup>rd</sup> September, 2020.
  - ii. To all Members in respect of shares held in physical form after giving effect to valid transmission or transposition requests lodged with the Company as of the close of business hours on Tuesday, 22<sup>nd</sup> September, 2020.
10. As per Regulation 40 of SEBI Listing Regulations, as amended, securities of listed companies can be transferred only in dematerialized form with effect from 1<sup>st</sup> April, 2019, except in case of request received for transmission or transposition of securities. In view of this and to eliminate all risks associated with physical shares and for ease of portfolio management, members holding shares in physical form are requested to consider converting their holdings to dematerialized form. Members can contact the Company or Company's Registrars and Transfer Agents, KFINTECH for assistance in this regard.
11. Pursuant to provisions of Companies Act, 2013, unclaimed final dividend for the Financial Year 2011-12 and unclaimed interim dividend for the Financial Year 2012-13 have been transferred to the Investor Education and Protection Fund (IEPF) established by Central Government on 22<sup>nd</sup> November, 2019 and 23<sup>rd</sup> April, 2020, respectively. Pursuant to Provisions of IEPF Rules, the Company has uploaded the details of unpaid and unclaimed amounts lying with the Company as on 27<sup>th</sup> August, 2019 (the date of last Annual General meeting) on the website of the Company ([www.powergridindia.com](http://www.powergridindia.com)) and also filed with the Ministry of Corporate Affairs.
12. Unclaimed final dividend for the Financial Year 2012-13 and unclaimed interim dividend for the Financial Year 2013-14 will be due for transfer to the Investor Education and Protection Fund in October, 2020 and March, 2021, respectively, pursuant to the provisions of Section 124 of the Companies Act, 2013.
13. Attention of the Members is drawn to the provisions of Section 124(6) of the Act, which require a company to transfer in the name of IEPF Authority, all shares in respect of which dividend has not been paid or claimed for 07 (seven) consecutive years or more. In accordance with the aforesaid provision of the Act read with the Investor Education and Protection Fund Authority (Accounting, Audit, Transfer and Refund) Rules, 2016, as amended, the Company has initiated action for transfer of all shares in respect of which dividend has not been claimed or paid for seven consecutive years. Members are advised to visit the web-link: [http://www.powergridindia.com/investor relation/investor services](http://www.powergridindia.com/investor%20relation/investor%20services) to ascertain details of shares liable for transfer in the name of IEPF Authority.

## ANNUAL REPORT 2019-20

14. Pursuant to Section 139 (5) of the Companies Act, 2013 the auditors of the Government Company are appointed by the Comptroller & Auditor General of India (C&AG) and in terms of Section 142 of the Companies Act, 2013, the remuneration has to be fixed by the Company in the Annual General Meeting or in such manner as the Company in General Meeting may determine. The Members of the Company, in 30<sup>th</sup> Annual General Meeting held on 27<sup>th</sup> August, 2019, had authorized the Board of Directors to fix the remuneration of Statutory Auditors for the Financial Year 2019-20. Accordingly, the Board of Directors has fixed audit fee of ₹ 1.21 Crore towards audit fee for the Statutory Auditors for the Financial Year 2019-20 in addition to reimbursement of actual travelling and out-of-pocket expenses for visit to accounting units. M/s. T R Chadha & Co.; M/s. Umamaheswara Rao & Co.; M/s. B M Chatrath & Co. and M/s. P S D & Associates have been appointed by the C&AG as Statutory Auditors of the Company for the Financial Year 2020-21. The Members may authorize the Board to fix an appropriate remuneration of Statutory Auditors as may be deemed fit by the Board for the Financial Year 2020-21.
15. Members are requested to inform changes, if any, pertaining to their name, postal address, email address, telephone/ mobile numbers, Permanent Account Number (PAN), mandates, nominations, power of attorney, bank details such as, name of the bank and branch details, bank account number, MICR code, IFSC code, etc., to their Depository Participants (DPs) in case the shares are held by them in electronic form and to KFINTECH in case the shares are held by them in physical form.
16. Members desirous of making a nomination in respect of their shareholding in the Company, as permissible under Section 72 of the Companies Act, 2013, are required to file Form No. SH-13 of the Companies (Share Capital and Debentures) Rules, 2014 to the Registrar & Share Transfer Agents of the Company. In case of shares held in dematerialized form, the nomination has to be lodged with the respective Depository Participant.
17. Members holding shares in multiple Folios in physical mode are requested to apply for consolidation of shares to the Company or to the Registrar & Share Transfer Agent along with relevant Share Certificates.
18. In case of joint holders, the Member whose name appears as the first holder in the order of names, as per the Register of Members of the Company, will be entitled to vote at the AGM.
19. All the documents referred to in this Notice and the Registers referred to in Section 170 and in Section 189 of the Companies Act, 2013, will be available electronically for inspection by the Members during the AGM. All documents referred to in the Notice will also be available electronically for inspection without any fee by the Members from the date of circulation of this Notice up to the date of AGM. Members seeking inspection or any information with regard to the Accounts or any matter to be placed at the AGM, are requested to write to the Company on or before 20<sup>th</sup> September, 2020 through email on investors@powergrid.co.in. The same will be replied by the Company suitably.
20. In compliance with the aforesaid MCA Circulars and SEBI Circular dated 12<sup>th</sup> May, 2020, Notice of the AGM along with the Annual Report 2019-20 is being sent only through electronic mode to those Members whose email addresses are registered with the Company/ Depositories. Members may note that the Notice and Annual Report 2019-20 will also be available on the Company's website www.powergridindia.com, websites of the Stock Exchanges i.e. BSE Limited and National Stock Exchange of India Limited at www.bseindia.com and www.nseindia.com respectively, and on the website of KFINTECH <https://evoting.karvy.com/>.
21. Members attending the AGM through VC / OAVM shall be counted for the purpose of reckoning the quorum under Section 103 of the Act.
22. Pursuant to Finance Act 2020, dividend income will be taxable in the hands of shareholders w.e.f. April 1, 2020 and the Company is required to deduct tax at source from dividend paid to shareholders at the prescribed rates. For the prescribed rates for various categories, the shareholders are requested to refer to the Finance Act, 2020 and amendments thereof. The shareholders are requested to update their PAN with the Company/ KFINTECH (in case of shares held in physical mode) and depositories (in case of shares held in demat mode).

A Resident individual shareholder with PAN and who is not liable to pay income tax can submit declaration in Form No. 15G/15H, to avail the benefit of non-deduction of tax at source by uploading the same to <https://ris.kfintech.com/form15/> by 11:59 p.m. IST on or before 3<sup>rd</sup> September, 2020. Shareholders are requested to note that in case their PAN is not registered, the tax will be deducted at a higher rate of 20%.

Non-resident shareholders can avail beneficial rates under tax treaty between India and their country of residence, subject to providing necessary documents i.e. No Permanent Establishment and Beneficial Ownership Declaration, Tax Residency Certificate, Form 10F, any other document which may be required to avail the tax treaty benefits by uploading the same to <https://ris.kfintech.com/form15/>. The aforesaid declarations and documents need to be submitted by the shareholders by 11:59 p.m. IST on or before 3<sup>rd</sup> September, 2020.
23. Annual Listing fee for the year 2020-21 has been paid to the Stock Exchanges wherein shares of the Company are listed.

### **24. PROCEDURE FOR JOINING THE AGM THROUGH VC / OAVM:**

1. The Company will provide VC / OAVM facility to its Members for participating at the AGM.
  - a) Members will be able to attend the AGM through VC / OAVM or view the live webcast at <https://emeetings.kfintech.com> by using their e-voting login credentials. Members are requested to follow the procedure given below:
    - i. Launch internet browser (chrome/firefox/safari) by typing the URL: <https://emeetings.kfintech.com>
    - ii. Enter the login credentials (i.e., User ID and password for e-voting).
    - iii. After logging in, click on "Video Conference" option.
    - iv. Then click on camera icon appearing in AGM event of Power Grid Corporation of India Limited, to attend the Meeting.

- b) Members who do not have User ID and Password for e-voting or have forgotten the User ID and Password may retrieve the same by following the procedure given in the E-voting instructions.
  - c) Members who would like to express their views or ask questions during the AGM may register themselves by logging on to <https://emeetings.kfintech.com> and clicking on the 'Speaker Registration' option available on the screen after log in. The Speaker Registration will be open during Saturday, 19<sup>th</sup> September, 2020 to Sunday, 20<sup>th</sup> September, 2020. Only those members who are registered will be allowed to express their views or ask questions. The Company reserves the right to restrict the number of questions and number of speakers, depending upon availability of time as appropriate for smooth conduct of the AGM.
  - d) Members will be allowed to attend the AGM through VC / OAVM on first come, first served basis.
  - e) Facility to join the meeting shall be opened 30 minutes before the scheduled time of the AGM and shall be kept open throughout the proceedings of the AGM.
  - f) Members who need assistance before or during the AGM, can contact KFINTECH on <https://emeetings.kfintech.com> or call on toll free number 1800-345-4001. Kindly quote your name, DP ID-Client ID / Folio no. and E-voting Event Number in all your communications.
2. In case of joint holders attending the Meeting, only such joint holder who is higher in the order of names will be entitled to vote at the AGM.
  3. Members attending the AGM through VC / OAVM shall be reckoned for the purpose of quorum under Section 103 of the Act.
  4. Members of the Company under the category of Institutional Investors are encouraged to attend and vote at the AGM.

## 25. PROCEDURE FOR REMOTE E-VOTING AND E-VOTING AT THE AGM:

1. Pursuant to the provisions of Section 108 and other applicable provisions, if any, of the Companies Act, 2013 read with the Companies (Management and Administration) Rules, 2014, as amended, and Regulation 44 of SEBI Listing Regulations, the Company is providing to its members facility to exercise their right to vote on resolutions proposed to be passed at AGM by electronic means ("e-voting"). Members may cast their votes remotely, using an electronic voting system on the dates mentioned herein below ("remote e-voting").

Further, the facility for voting through electronic voting system will also be made available at the Meeting ("Insta Poll") and Members attending the Meeting, who have not cast their vote(s) by remote e-voting, will be able to vote at the Meeting through Insta Poll.

The Company has engaged the services of KFINTECH as the agency to provide e-voting facility.

The manner of voting remotely by Members holding shares in dematerialized mode, physical mode and for Members who have not registered their email addresses is provided in the instructions given below:

The remote e-voting facility will be available during the following voting period:

<b>Commencement of remote e-voting</b>	:	<b>9:00 a.m. on Saturday, 19<sup>th</sup> September, 2020</b>
<b>End of remote e-voting</b>	:	<b>5:00 p.m. on Monday, 21<sup>st</sup> September, 2020</b>

The remote e-voting will not be allowed beyond the aforesaid date and time and the remote e-voting module shall be forthwith disabled by KFINTECH upon expiry of the aforesaid period.

Voting rights of a member / beneficial owner (in case of electronic shareholding) shall be in proportion to his/her share in the paid-up equity share capital of the Company as on the **cut-off date, i.e. Tuesday, 15<sup>th</sup> September, 2020**.

The Board of Directors of the Company has appointed Shri Mohinder Kharbanda (FCS2365 & CP22192) of M/s. Sanjay Grover & Associates, Company Secretaries, as Scrutinizer to scrutinize the remote e-voting and e-voting (Insta Poll) process in a fair and transparent manner.

### 2. Information and instructions relating to e-voting are as under:

- (i) The members who have cast their vote(s) by remote e-voting may also attend the Meeting but shall not be entitled to cast their vote(s) again at the Meeting. Once the vote on a resolution is cast by a Member, whether partially or otherwise, the Member shall not be allowed to change it subsequently or cast the vote again.
- (ii) A Member can opt for only single mode of voting per E-Voting Event Number (EVEN) i.e., through remote e-voting or voting at the Meeting (Insta Poll). If a Member casts vote(s) by both modes, then voting done through remote e-voting shall prevail and vote(s) cast at the Meeting shall be treated as "INVALID".
- (iii) A person, whose name is recorded in the Register of Members or in the Register of Beneficial Owners maintained by the Depositories as on the **cut-off date i.e. Tuesday, 15<sup>th</sup> September, 2020** only shall be entitled to avail the facility of remote e-voting or for participation at the AGM and voting through Insta Poll. A person who is not a Member as on the cutoff date, should treat the Notice for information purpose only.

- (iv) Any person who becomes a member of the Company after despatch of the Notice of the Meeting and holding shares as on the cut-off date may obtain the User ID and password from KFINTECH in the manner as mentioned below:
- (a) If the mobile number of the Member is registered against Folio No. / DP ID Client ID, the member may send SMS: MYEPWD <space> E-Voting Event Number+Folio No. or DP ID Client ID to **9212993399**
- Example for NSDL: MYEPWD <SPACE> IN12345612345678  
Example for CDSL: MYEPWD <SPACE> 1402345612345678  
Example for Physical: MYEPWD <SPACE> XXXX1234567890 (E-Voting Event Number+Folio No.)
- (b) If e-mail address or mobile number of the member is registered against Folio No. / DP ID Client ID, then on the home page of <https://evoting.karvy.com>, the member may click "Forgot Password" and enter Folio No. or DP ID Client ID and PAN to generate a password.
- (c) Member may call on KFINTECH's toll-free number **1800-345-4001** (from 9:00 a.m. to 6:00 p.m.)
- (d) Member may send an e-mail request to **einward.ris@kfintech.com**.
- (e) If the Member is already registered with KFINTECH's e-voting platform, then he can use his existing password for logging in.

### 3. Information and instructions for remote e-voting:

- I. (A) **In case a member receives an e-mail from the Company / KFINTECH [for members whose e-mail addresses are registered with the Company / Depository Participant(s)]:**
- (a) Launch internet browser by typing the URL: <https://evoting.karvy.com>.
- (b) Enter the login credentials (User ID and password given in the e-mail). The E-Voting Event Number+Folio No. or DP ID Client ID will be your User ID. However, if you are already registered with KFinTech for e-voting, you can use the existing password for logging in. If required, please visit <https://evoting.karvy.com> or contact toll-free numbers 1800-345-4001 (from 9:00 a.m. to 6:00 p.m.) for your existing password.
- (c) After entering these details appropriately, click on "LOGIN".
- (d) You will now reach "Password Change Menu" wherein you are required to mandatorily change your Password upon login for the first time. The new password shall comprise minimum 8 characters with at least one upper case (A-Z), one lower case (a-z), one numeric (0-9) and a special character (@,#,\$,etc.). The system will prompt you to change your password and update your contact details like mobile number, e-mail address, etc. on first login. You may also enter a secret question and answer of your choice to retrieve your password in case you forget it. It is strongly recommended that you do not share your password with any other person and that you take utmost care to keep your password confidential.
- (e) You need to login again with the new credentials.
- (f) On successful login, the system will prompt you to select the E-Voting Event Number (EVEN) for Power Grid Corporation of India Limited.
- (g) On the voting page, enter the number of shares as on the cutoff date under either "FOR" or "AGAINST" or alternatively, you may partially enter any number under "FOR" / "AGAINST", but the total number under "FOR" / "AGAINST" taken together should not exceed your total shareholding as on the cut-off date. You may also choose to "ABSTAIN" and vote will not be counted under either head.
- (h) Members holding shares under multiple folios / demat accounts shall choose the voting process separately for each of the folios / demat accounts.
- (i) Voting has to be done for each item of the Notice separately. In case you do not desire to cast your vote on any specific item, it will be treated as "ABSTAINED".
- (j) You may then cast your vote by selecting an appropriate option and click on "SUBMIT".
- (k) A confirmation box will be displayed. Click "OK" to confirm, else "CANCEL" to modify. Once you confirm, you will not be allowed to modify your vote.
- (l) Institutional / Corporate Members (i.e., other than Individuals, HUFs, NRIs, etc.) are also required to send legible scanned certified true copy (in PDF Format) of the Board Resolution / Power of Attorney / Authority Letter, etc., together with attested specimen signature(s) of the duly authorized representative(s), to the Scrutinizer at e-mail id: **contact@cssanjaygrover.in** with a copy marked to **einward.ris@kfintech.com**. It is also requested to upload the same in the e-voting module in their login. The naming format of the aforesaid legible scanned document shall be "Corporate Name EVENT NO."

- (B) In case of a member whose e-mail address is not registered / updated with the Company / KFINTECH / Depository Participant(s), may follow the following steps to generate their login credentials:**
- (a) Members holding shares in physical mode, who have not registered / updated their email addresses with the Company, are requested to register / update the same by clicking on [https://ris.kfintech.com/email\\_registration/](https://ris.kfintech.com/email_registration/) or by writing to the Company with details of folio number and attaching a self-attested copy of PAN card at [investors@powergrid.co.in](mailto:investors@powergrid.co.in) or to KFINTECH at [einward.ris@kfintech.com](mailto:einward.ris@kfintech.com).
  - (b) Members holding shares in dematerialised mode who have not registered their e-mail addresses with their Depository Participant(s) are requested to register / update their email addresses with the Depository Participant(s) with whom they maintain their demat accounts.
  - (c) After due verification, the Company / KFINTECH will forward your login credentials to your registered email address.
  - (d) Follow the instructions at 3(I)(A) (a) to (l) to cast your vote.
- II. Members can also update their mobile number and e-mail id in the user profile details of the folio which may be used for sending further communication(s).
- III. Once the vote on a resolution is cast by a member, the member shall not be allowed to change it subsequently or cast the vote again.
- IV. In case of any query pertaining to e-voting, members may refer to the "Help" and "FAQs" sections / E-voting user manual available through a dropdown menu in the "Downloads" section of KFINTECH's website for e-voting: <https://evoting.karvy.com> or contact KFINTECH as per the details given under sub-point no. V below.
- V. Members are requested to note the following contact details for addressing e-voting grievances:
- Shri S. V. Raju, Dy. General Manager / Shri A. Mohan Kumar, Manager  
KFin Technologies Private Limited  
Selenium Tower B, Plot 31-32, Gachibowli, Financial District,  
Nanakramguda, Hyderabad 500 032  
Phone No.: +91 40 6716 2222  
Toll-free No.: 1800-345-4001  
E-mail: [einward.ris@kfintech.com](mailto:einward.ris@kfintech.com)
- VI. **Information and instructions for E-Voting at the AGM (Insta Poll):**
- Facility to cast vote through Insta Poll will be made available on the Video Conferencing screen and will be activated once the Insta Poll is announced at the AGM.
- VII. The Scrutinizer will, after the conclusion of e-voting at the AGM, scrutinize the votes cast at the Meeting (Insta Poll) and votes cast through remote e-voting, make a consolidated Scrutinizer's Report and submit the same to the Chairman. The result of e-voting will be declared within forty-eight hours of the conclusion of the Meeting and the same, along with the consolidated Scrutinizer's Report, will be placed on the website of the Company: [www.powergridindia.com](http://www.powergridindia.com) and on the website of KFINTECH at: <https://evoting.karvy.com>. The result will simultaneously be communicated to the stock exchanges.
- VIII. Subject to receipt of requisite number of votes, the Resolutions proposed in the Notice shall be deemed to be passed on the date of the AGM, i.e. Tuesday, 22<sup>nd</sup> September, 2020.



## Explanatory Statement

### ITEM NO. 5

#### **Appointment of Shri Vinod Kumar Singh (DIN 08679313) as a Director liable to retire by rotation.**

Shri Vinod Kumar Singh was appointed as Director (Personnel) of the Company by the President of India vide Ministry of Power Order No. 25-11/1/2019-PG dated 6<sup>th</sup> January, 2020 and assumed charge w.e.f. 1<sup>st</sup> February, 2020. In terms of Article 31A of the Articles of Association, the Board of Directors is empowered to appoint the directors appointed by the President of India as an Additional Director under provisions of the Companies Act, 2013 (the Act) and they will be appointed by the Shareholders at the following Annual General Meeting (AGM). Accordingly, the Board in its meeting held on 31<sup>st</sup> January, 2020 appointed Shri Vinod Kumar Singh as an Additional Director w.e.f. 1<sup>st</sup> February, 2020. Shri Vinod Kumar Singh holds office upto the date of the ensuing AGM. The Company has received a notice in writing from a member under Section 160 of the Act proposing the appointment of Shri Vinod Kumar Singh as a Director on the Board of POWERGRID.

The above appointment of Shri Vinod Kumar Singh as Director (Personnel) on the Board of the Company, being liable to retire by rotation in terms of Section 152 of the Act read with Article 31A of the Articles of Association of the Company requires approval of the Members in the General Meeting.

Shri Vinod Kumar Singh holds 19 shares in POWERGRID.

None of the Directors and Key Managerial Personnel of the Company or their relatives are concerned or interested in the resolution financially or otherwise except to the extent that he or she is a Director and/or Shareholder of the Company.

The Board of Directors of your Company recommends passing of the resolution as set out at Item No. 5 as an Ordinary Resolution.

Brief resume of Shri Vinod Kumar Singh is annexed.

### ITEM NO. 6

#### **Appointment of Mr. Mohammed Taj Mukarrum (DIN 08097837) as a Director liable to retire by rotation.**

Mr. Mohammed Taj Mukarrum was appointed as Director (Finance) of the Company by the President of India vide Ministry of Power Order No. 25-11/11/2019-PG-(Part-1) dated 3<sup>rd</sup> July, 2020 and assumed charge w.e.f. 4<sup>th</sup> July, 2020. In terms of Article 31A of the Articles of Association, the Board of Directors are empowered to appoint the directors appointed by the President of India as an Additional Director under provisions of the Companies Act, 2013 (the Act) and they will be appointed by the Shareholders at the following Annual General Meeting (AGM). Accordingly, the Board, through Resolution by Circulation appointed Mr. Mohammed Taj Mukarrum as an Additional Director w.e.f. 4<sup>th</sup> July, 2020. Mr. Mohammed Taj Mukarrum holds office upto the date of the ensuing AGM. The Company has received a notice in writing from a member under Section 160 of the Act proposing the appointment of Mr. Mohammed Taj Mukarrum as a Director on the Board of POWERGRID.

The above appointment of Mr. Mohammed Taj Mukarrum as Director (Finance) on the Board of the Company, being liable to retire by rotation in terms of Section 152 of the Act read with Article 31A of the Articles of Association of the Company requires approval of the Members in the General Meeting.

Mr. Mohammed Taj Mukarrum holds NIL shares in POWERGRID.

None of the Directors and Key Managerial Personnel of the Company or their relatives are concerned or interested in the resolution financially or otherwise except to the extent that he or she is a Director and/or Shareholder of the Company.

The Board of Directors of your Company recommends passing of the resolution as set out at Item No. 6 as an Ordinary Resolution.

Brief resume of Mr. Mohammed Taj Mukarrum is annexed.

### ITEM NO. 7

#### **Ratification of remuneration of the Cost Auditors for the Financial Year 2020-21**

As per Section 148 (3) of the Companies Act, 2013, the appointment of Cost Auditor shall be made by the Board of Directors on such remuneration as may be determined by the Members. Under the Companies (Audit and Auditors) Rules, 2014, the Board while appointing the cost auditors has to approve the remuneration payable to them and the remuneration so approved by the Board has to be ratified by the general meeting. Accordingly, as recommended by the Audit Committee, the Board appointed (i) M/s Dhananjay V. Joshi & Associates, Cost Accountants and M/s. Bandyopadhyaya Bhaumik & Co., Cost Accountants as joint Cost Auditors of the Company for the FY 2020-21 at a remuneration of ₹2,50,000/- plus applicable taxes to be shared equally by each Auditor. The above remuneration is exclusive of travelling and out of pocket expenses, which shall be reimbursed as per policy of the Company and; (ii) M/s Dhananjay V. Joshi & Associates, Cost Accountants, as the Lead Cost Auditor for the work of consolidation and facilitation for filing of consolidated Cost Audit Report of the Company for the financial year 2020-21 at an additional remuneration of ₹ 12,500. (Rupees Twelve Thousand Five Hundred only) excluding taxes and out of pocket expenses.

None of the Directors and Key Managerial Personnel of the Company or their relatives are concerned or interested in the resolution financially or otherwise except to the extent that he or she is a Director and/or Shareholder of the Company.

The Board of Directors of your Company recommends passing of the resolution as set out at Item No. 7 as an Ordinary Resolution.

**ITEM NO. 8**

**To raise funds up to ₹10,000 Crore from domestic market through issue of secured / unsecured, non-convertible, non-cumulative/cumulative, redeemable, taxable / tax-free Debentures/Bonds under Private Placement during the Financial Year 2021-22 in up to twenty tranches/offers.**

POWERGRID Board of Directors, in their 378<sup>th</sup> meeting held on 10<sup>th</sup> August, 2020, approved raising of secured / unsecured, non-convertible, non-cumulative, redeemable, taxable / tax-free, Rupee Linked Bonds/Bonds under private placement from domestic / external / overseas sources up to ₹10,000 Crore (Approx) in upto twenty tranches depending upon the requirement of funds during the Financial Year 2021-22 for financing of POWERGRID Capital expenditure requirement, providing inter corporate loans to wholly owned subsidiaries, other purposes as may be approved by the board of Directors / Committee of Directors for Bonds and for general corporate purposes.

An amount of ₹10,000 Crore to ₹15,000 Crore is being considered as expected Capital Expenditure (CAPEX) during the Financial Year 2021-22. In order to have a debt equity mix of 70:30 an amount of ₹7,000 Crore - ₹10,500 Crore is estimated to be mobilized as debt and Balance from internal resources during the Financial Year 2021-22.

Presently, POWERGRID domestic Bonds have been rated at highest credit rating (AAA) by various Rating Agencies i.e. CRISIL, ICRA & CARE. The rates of interest are determined on the market conditions prevailing at the time of entering the market for a particular offer of bonds on private placement (including offer to Qualified Institutional Buyer/s). At present, borrowing through domestic bonds was being done by the Company at a cost which is comparable to prevailing interest rates applicable to AAA rated corporate bonds. In line with the past practice, the interest yield on the proposed borrowings is also envisaged to be comparable to the interest rates of prevailing interest rates of AAA rated corporate bonds.

The proposed borrowing for FY 2021-22 will be within overall borrowing limits of ₹1,80,000 crore.

None of the Directors and Key Managerial Personnel of the Company or their relatives are concerned or interested in the resolution financially or otherwise except to the extent that he or she is a Director and/or Shareholder of the Company.

The Board of Directors of your Company recommends passing of the resolution as set out at Item No. 8 as a Special Resolution.

**By Order of the Board of Directors**



**(Mrinal Shrivastava)**  
**Company Secretary &**  
**Compliance Officer**

**Regd. Office:** B-9, Qutab Institutional Area,  
Katwaria Sarai, New Delhi - 110 016.  
(CIN: L40101DL1989GOI038121)

**Date:** 28<sup>th</sup> August, 2020

**BRIEF RESUME OF THE DIRECTORS SEEKING RE-ELECTION****Directors seeking re-election at the 31<sup>st</sup> AGM:**

Name	<b>Mrs. Seema Gupta</b>
DIN	06636330
Date of Birth and Age	5 <sup>th</sup> May, 1962 / 58 Years
Date of Appointment	1 <sup>st</sup> March, 2018
Qualification	Graduate Engineer from Delhi College of Engineering (DCE) and Post Graduate Diploma in Management from IMT
Expertise in specific functional Area	Mrs. Seema Gupta is Director (Operations) of our Company. Prior to taking up this assignment, she was Executive Director (Northern Region-I) in the Company. She has more than 36 years of experience in power sector and has handled multi-disciplinary functions like Commercial, International Business, Corporate Planning, Corporate Monitoring Group and Central Transmission Utility in the Company. Before joining POWERGRID in 1991, she has worked for about 7 years in NTPC.
Directorship held in other Companies (Part-time)	<ol style="list-style-type: none"> <li>1. POWERGRID NM Transmission Ltd.</li> <li>2. POWERGRID Warora Transmission Limited</li> <li>3. POWERGRID Parli Transmission Limited</li> <li>4. POWERGRID Vizag Transmission Ltd</li> <li>5. POWERGRID Jabalpur Transmission Limited</li> <li>6. Delhi Transco Limited</li> <li>7. Cross Border Power Transmission Company Limited</li> <li>8. Bihar Grid Company Limited</li> <li>9. POWERGRID Mithilanchal Transmission Limited</li> </ol>
Membership / Chairmanship of Committees in other Companies	Delhi Transco Limited Audit Committee - Member
No. of Shares held	8,807

**Director being appointed at the 31<sup>st</sup> Annual General Meeting**

1.

Name	<b>Shri Vinod Kumar Singh</b>
DIN	08679313
Date of Birth and Age	1 <sup>st</sup> June , 1963 / 57 Years
Date of Appointment	1 <sup>st</sup> February, 2020
Qualification	B.Com(Hons) from Delhi University and a Post Graduate Management from Xavier Institute of Social Services (XISS), Ranchi
Expertise in specific functional Area	Shri Vinod Kumar Singh started professional career in 1985 with an MNC followed by leading PSU NHPC. Since joining POWERGRID in 1992, he has worked at different levels, sites, RHQs & Corporate Centre in all facets of HR including Amalgamation, Turnaround & Culture Building. Prior to his joining as Director (Personnel), he has worked as Senior General Manager (Human Resource Development) handling flagship projects such as Capacity Building, restructuring policies & procedures for NER States, strategic alliances pertaining to Learning & Development for employees as well as external customers.
Directorship held in other Companies (Part-time)	NIL
Membership / Chairmanship of Committees in other Companies	NIL
No. of Shares held	19

2.

Name	<b>Mr. Mohammed Taj Mukarrum</b>
DIN	08097837
Date of Birth and Age	25 <sup>th</sup> July, 1962 / 58 Years
Date of Appointment	4 <sup>th</sup> July, 2020
Qualification	M.B.A. Finance, Osmania University, Hyderabad
Expertise in specific functional Area	Mr. M. Taj Mukarrum had started his career in 1984 as an Executive Trainee in NTPC Limited. He has gained experience in the core areas of Finance & Accounts such as Financial Concurrence, Risk Management, Treasury Management, Financial due diligence of Projects, Long term financial planning, Investment Appraisals, Capital Budgeting and Resource mobilization. He had worked at various Project sites & Regional Headquarters across the country & corporate office.
Directorship held in other Companies (Part-time)	NIL
Membership / Chairmanship of Committees in other Companies	NIL
No. of Shares held	NIL

वार्षिक रिपोर्ट 2019-20  
ANNUAL REPORT 2019-20

TRANSMITTING POWER  
TRANSFORMING LIVES





## VISION

World Class, Integrated, Global Transmission Company With Dominant Leadership in Emerging Power Markets Ensuring Reliability, Safety and Economy.



## MISSION

We will become a Global Transmission Company with Dominant Leadership in Emerging Power Markets with World Class Capabilities by:

- **World Class:** Setting superior standards in capital project management and operations for the industry and ourselves
- **Global:** Leveraging capabilities to consistently generate maximum value for all stakeholders in India and in emerging and growing economies.
- Inspiring, nurturing and empowering the next generation of professionals.
- Achieving continuous improvements through innovation and state of the art technology.
- Committing to highest standards in health, safety, security and environment



## VALUES

- Zeal to Excel and Zest for Change
- Integrity and Fairness in all matters
- Respect for dignity and potential of individuals
- Strict adherence to commitments
- Ensure speed of Response
- Foster learning, creativity and team-work
- Loyalty and pride in POWERGRID

## OBJECTIVES

The Corporation has set following objectives in line with its mission and its status as Central Transmission Utility to:

- Undertake transmission of electric power through Inter-State Transmission System.
- Discharge all functions of planning and coordination relating to Inter-State Transmission System with-
  - State Transmission Utilities
  - Central Government
  - State Government
  - Generating Companies
  - Regional Power Committees
  - Authority
  - Licensees
  - Any other person notified by the Central Government in this behalf.
- To ensure development of an efficient, coordinated and economical system of inter-state transmission lines for smooth flow of electricity from generating stations to the load centres.
- Efficient Operation and Maintenance of Transmission Systems.
- Restoring power in quickest possible time in the event of any natural disasters like super-cyclone, flood etc. through deployment of Emergency Restoration Systems.
- Provide consultancy services at national and international levels in transmission sector based on the in-house expertise developed by the organization.
- Participate in long distance Trunk Telecommunication business ventures.
- Ensure principles of Reliability, Security and Economy matched with the rising / desirable expectation of a cleaner, safer, healthier Environment of people, both affected and benefited by its activities.



Diversified into telecommunication to utilize available resources in establishing & operating National Grid. Established Broadband Telecom Network of about 67000 kms connecting over 714 POPs on extensively spread Transmission Infrastructure.

- Only utility in the country having pan India overhead optic fibre on its Extra High Voltage Transmission Network.
- POWERGRID Fibre Telecom Network.
  - Sturdy & Secure-Free from rodent menace and vandalism
- Network has self-resilient rings for redundancy in backbone as well as intra-city access network.
- Possess Unified License with National Long Distance (NLD) and Internet Service Provider Category A (ISP A) service authorizations valid across India.
- Reliability of Telecom Network 99.95%.
- Bandwidth capacity available on all the metros & major cities.
- Extensive telecom network to serve remote areas for the benefit of the common man.
- Reliable OPGW connectivity available to neighboring countries viz. Bangladesh, Bhutan and Nepal. Domestic Leg of circuits of Bhutan and Nepal commercially available for International Long Distance (ILD) licensees.
- One of the executing agency for major prestigious projects of Govt. of India, like-National Knowledge Network (NKN), Bharat Net etc.
- Enterprise Business offerings-Virtual Local Area Network (VLANs), Multi Protocol Label Switching (MPLS) bases Private Network (VPN).
- Introducing other Value Added services:
  - Tower Infrastructure -Wi-Fi Services
  - Data Centre Services - DDoS Protection-SDWAN
- Introducing innovative usage of Green induced power which was getting wasted earlier to power up Telecom Equipment for Rural & remote connectivity.

## Power Grid Corporation of India Limited

(A Government of India Enterprise) CIN: L40101DL1989GOI038121

Regd. Office : B-9, Qutab Institutional Area, Katwaria Sarai, New Delhi- 110 016.  
Phone No.: 011-26560121, Fax: 011-26601081

Corp. Off.: "Saudamini", Plot No. 2, Sector-29, Gurgaon-122 001 (Haryana)  
Phone No.: 0124-2822000, 2823000, Fax: 0124-2571990

Website: www.powergridindia.com, Email ID: investors@powergrid.co.in

### NOTICE

NOTICE is hereby given that the 31<sup>st</sup> Annual General Meeting of the Members of Power Grid Corporation of India Limited will be held on **Tuesday, 22<sup>nd</sup> September, 2020 at 11.00 a.m. (IST) through Video Conferencing ("VC") / Other Audio Visual Means ("OAVM")** to transact the following business:

#### ORDINARY BUSINESS:

1. To receive, consider and adopt the Audited Financial Statements including Consolidated Financial Statements of the Company for the Financial Year ended 31<sup>st</sup> March, 2020, together with the Board's Report, the Auditor's Report thereon and comments of the Comptroller and Auditor General of India.
2. To take note of payment of interim dividend and declare final dividend for the Financial Year 2019-20.
3. To appoint a Director in place of Mrs. Seema Gupta (DIN 06636330), who retires by rotation and being eligible, offers herself for re-appointment.
4. To authorize the Board of Directors of the Company to fix the remuneration of the Statutory Auditors for the Financial Year 2020-21.

#### SPECIAL BUSINESS:

##### 5. To appoint Shri Vinod Kumar Singh (DIN 08679313) as a Director liable to retire by rotation.

To consider and if thought fit, to pass with or without modification, the following resolution as an ORDINARY RESOLUTION:

"RESOLVED THAT pursuant to the provisions of Section 149, 152 and any other applicable provisions of the Companies Act, 2013 and the Rules made thereunder, Shri Vinod Kumar Singh (DIN 08679313), who was appointed as Director (Personnel), by the President of India on or after 1<sup>st</sup> February, 2020 vide Ministry of Power Office Order No. 25-11/1/2019-PG dated 6<sup>th</sup> January, 2020 and appointed by the Board of Directors as an Additional Director w.e.f. 1<sup>st</sup> February, 2020 and holds office up to the date of ensuing Annual General Meeting under Section 161 of the Companies Act, 2013 and in respect of whom the Company has received a notice in writing from a member under Section 160 of the Companies Act, 2013, be and is hereby appointed as Director (Personnel), liable to retire by rotation."

##### 6. To appoint Mr. Mohammed Taj Mukarrum (DIN 08097837) as a Director liable to retire by rotation.

To consider and if thought fit, to pass with or without modification, the following resolution as an ORDINARY RESOLUTION:

"RESOLVED THAT pursuant to the provisions of Section 149, 152 and any other applicable provisions of the Companies Act, 2013 and the Rules made thereunder, Mr. Mohammed Taj Mukarrum (DIN 08097837), who was appointed as Director (Finance), by the President of India vide Ministry of Power Office Order No. 25-11/11/2019-PG-(Part-1) dated 3<sup>rd</sup> July, 2020 and appointed by the Board of Directors as an Additional Director w.e.f. 4<sup>th</sup> July, 2020 and holds office up to the date of ensuing Annual General Meeting under Section 161 of the Companies Act, 2013 and in respect of whom the Company has received a notice in writing from a member under Section 160 of the Companies Act, 2013, be and is hereby appointed as Director (Finance), liable to retire by rotation."

##### 7. Ratification of remuneration of the Cost Auditors for the Financial Year 2020-21.

To consider and if thought fit, to pass with or without modification, the following resolution as an ORDINARY RESOLUTION:

"RESOLVED THAT pursuant to Section 148 and any other applicable provisions of the Companies Act, 2013 read with the Companies (Audit and Auditors) Rules, 2014, the remuneration of M/s Dhananjay V. Joshi & Associates, Cost Accountants and M/s. Bandyopadhyaya Bhaumik & Co., Cost Accountants as the joint Cost Auditors of the Company (for Transmission and Telecom business) as appointed by the Board of Directors for the Financial Year 2020-21 at a remuneration of ₹2,50,000/- (Rupees Two Lakh Fifty Thousand only) to be shared equally by both the Firms; taxes as applicable to be paid extra, travelling and out of pocket expenses to be reimbursed as per policy of the Company and an additional remuneration of ₹12,500 (Rupees Twelve Thousand Five Hundred only) plus taxes as applicable, to be paid to M/s. Dhananjay V. Joshi & Associates, Cost Accountants, the Lead Cost Auditor for consolidation and facilitation for filing of Consolidated Cost Audit Report for the Financial Year 2020-21 of the Company as a whole, be and are hereby ratified and confirmed."

## ANNUAL REPORT 2019-20

**8. To raise funds up to ₹10,000 Crore, from domestic market through issue of secured / unsecured, non-convertible, non-cumulative/cumulative, redeemable, taxable / tax-free Debentures/Bonds under Private Placement during the Financial Year 2021-22 in upto twenty tranches/offers.**

To consider and if thought fit, to pass with or without modification, the following resolution as a SPECIAL RESOLUTION:

- (i) "RESOLVED THAT pursuant to Sections 23(1)(b), 42 and 71 of Companies Act, 2013 read with Rule 14(2) of Companies (Prospectus and Allotment of Securities) Rules, 2014 and other applicable provisions, if any, of the Companies Act, 2013 as amended, Securities and Exchange Board of India (SEBI) Rules and Regulations, including SEBI (Issue and Listing of Debt Securities) Regulations, 2008, as amended, or provisions of any other applicable law, and the Memorandum and Articles of Association of the Company, approval be and is hereby granted to raise up to ₹10,000 Crore in domestic market during the Financial Year 2021-22 for financing of capital expenditure, providing Inter Corporate Loan(s) to wholly owned subsidiaries, other purposes as may be approved by the Board of Directors / Committee of Directors for Bonds and for general corporate purposes, in one or more tranches but not exceeding twenty tranches / offers through issue of secured / unsecured, non-convertible, cumulative/non-cumulative, redeemable, taxable / tax-free debentures ("Bonds") under Private Placement."
- (ii) "RESOLVED FURTHER THAT that the Board of Directors / Committee of Directors for Bonds / such official(s) as may be authorized by Board of Directors / Committee of Directors for Bonds, be and are hereby authorized and it shall always be deemed to have been so authorized to finalize detailed terms and conditions of each issue / tranche of Bonds, Issue programme of Bonds, deposit / pay fees, execute and deliver / file such offer letter, document(s), deed(s) and writing(s), etc. as may be required and to do all such other acts, deeds and things as may be necessary for raising funds up to ₹10,000 Crore during the Financial Year 2021-22 from domestic sources through Private Placement of secured / unsecured, non-convertible, cumulative/ non-cumulative, redeemable, taxable / tax-free Bonds in one or more tranches but not exceeding twenty tranches / offers."
- (iii) "RESOLVED FURTHER THAT the Director (Finance) / Company Secretary be and are hereby severally authorized to carry out minor modifications, if any, and to do all such acts, deeds and things as may be necessary, proper, expedient or incidental or consequential for the purpose of giving effect to the aforesaid resolution(s)."

**By order of the Board of Directors**



**(Mrinal Shrivastava)**  
**Company Secretary & Compliance Officer**

**Regd. Office:** B-9, Qutab Institutional Area,  
Katwaria Sarai, New Delhi - 110 016.  
(CIN: L40101DL1989GOI038121)

**Date:** 28<sup>th</sup> August, 2020



**NOTES:**

1. In view of the prevailing situation of Covid-19 pandemic, the Ministry of Corporate Affairs ("MCA") has vide its circular dated 5<sup>th</sup> May, 2020 read with circulars dated 8<sup>th</sup> April, 2020 and 13<sup>th</sup> April, 2020 (collectively referred to as "MCA Circulars") permitted holding of the Annual General Meeting ("AGM") through VC / OAVM, without the physical presence of the Members at a common venue. In compliance with the provisions of the Companies Act, 2013 ("Act"), SEBI (Listing Obligations and Disclosure Requirements) Regulations, 2015 ("SEBI Listing Regulations") and MCA Circulars, the AGM of the Company is being held through VC / OAVM.
2. As per provisions of Clause 3A. II. of the General Circular No. 20/2020 dated 5<sup>th</sup> May, 2020 the matters of Special Business as appearing in item no. 5 to 8 of the above accompanying Notice, are considered to be unavoidable by the Board and hence, form part of this Notice.
3. Since, this AGM is being held pursuant to the MCA Circulars through VC / OAVM, physical attendance of Members has been dispensed with, accordingly, the facility for appointment of proxies by the Members will not be available for the AGM and hence the Proxy Form and Attendance Slip have not been sent through this Notice.
4. Pursuant to Regulations 26(4) and 36(3) of the SEBI Listing Regulations and Secretarial Standard on General Meetings issued by the Institute of Company Secretaries of India, the relevant detail of Mrs. Seema Gupta (DIN: 06636330), Director (Operations), retiring by rotation and seeking re-appointment under aforesaid Item No. 3; Shri Vinod Kumar Singh (DIN: 08679313) and Mr. M. Taj Mukarrum (DIN: 08097837), Additional Directors seeking appointment under aforesaid Item No. 5 & 6, respectively, in accordance with applicable provisions of the Articles of Association of the Company, are annexed to this notice.
5. None of the Directors of the Company is in any way related to each other.
6. A Statement pursuant to Section 102(1) of the Companies Act, 2013, relating to the Special Business to be transacted at the AGM is annexed hereto.
7. Institutional / Corporate Members (i.e. other than individuals / HUF, NRI, etc.) are required to send a scanned copy (PDF/JPG Format) of its Board or governing body Resolution/Authorization etc., authorizing its Representative to attend the AGM through VC / OAVM on their behalf and to vote through remote e-voting. The said Resolution/Authorization be sent to the Scrutinizer at email **contact@cssanjaygrover.in** with a copy marked to **einward.ris@kfinotech.com**.
8. The Register of Members and Share Transfer Books of the Company will remain closed from Friday, 4<sup>th</sup> September, 2020 to Tuesday, 22<sup>nd</sup> September, 2020 (both days inclusive).
9. The Board of Directors, in their meeting held on 6<sup>th</sup> March, 2020, had declared an Interim Dividend of ₹5.96 per share (i.e. @ 59.60%) on the paid-up equity share capital of the Company which was paid on 21<sup>st</sup> March, 2020. Members who have not received or not encashed their Dividend warrants may approach KFin Technologies Private Limited ("KFINTECH"), Registrar and Share Transfer Agent of the Company for obtaining duplicate warrant or revalidating the warrant, as the case be. The Board had further recommended a Final Dividend of ₹4.04 per share (i.e. @ 40.40%) on the paid-up equity share capital of the Company in its meeting held on 20<sup>th</sup> June, 2020. If the final dividend, as recommended by the Board of Directors, is approved at the AGM, payment of such dividend subject to deduction of tax at source will be made on Friday, 9<sup>th</sup> October, 2020 as under:
  - i. To all Beneficial Owners in respect of shares held in dematerialized form as per the data as may be made available by the National Securities Depository Limited ("NSDL") and the Central Depository Services (India) Limited ("CDSL"), collectively "Depositories", as of the close of business hours on Thursday, 3<sup>rd</sup> September, 2020.
  - ii. To all Members in respect of shares held in physical form after giving effect to valid transmission or transposition requests lodged with the Company as of the close of business hours on Tuesday, 22<sup>nd</sup> September, 2020.
10. As per Regulation 40 of SEBI Listing Regulations, as amended, securities of listed companies can be transferred only in dematerialized form with effect from 1<sup>st</sup> April, 2019, except in case of request received for transmission or transposition of securities. In view of this and to eliminate all risks associated with physical shares and for ease of portfolio management, members holding shares in physical form are requested to consider converting their holdings to dematerialized form. Members can contact the Company or Company's Registrars and Transfer Agents, KFINTECH for assistance in this regard.
11. Pursuant to provisions of Companies Act, 2013, unclaimed final dividend for the Financial Year 2011-12 and unclaimed interim dividend for the Financial Year 2012-13 have been transferred to the Investor Education and Protection Fund (IEPF) established by Central Government on 22<sup>nd</sup> November, 2019 and 23<sup>rd</sup> April, 2020, respectively. Pursuant to Provisions of IEPF Rules, the Company has uploaded the details of unpaid and unclaimed amounts lying with the Company as on 27<sup>th</sup> August, 2019 (the date of last Annual General meeting) on the website of the Company ([www.powergridindia.com](http://www.powergridindia.com)) and also filed with the Ministry of Corporate Affairs.
12. Unclaimed final dividend for the Financial Year 2012-13 and unclaimed interim dividend for the Financial Year 2013-14 will be due for transfer to the Investor Education and Protection Fund in October, 2020 and March, 2021, respectively, pursuant to the provisions of Section 124 of the Companies Act, 2013.
13. Attention of the Members is drawn to the provisions of Section 124(6) of the Act, which require a company to transfer in the name of IEPF Authority, all shares in respect of which dividend has not been paid or claimed for 07 (seven) consecutive years or more. In accordance with the aforesaid provision of the Act read with the Investor Education and Protection Fund Authority (Accounting, Audit, Transfer and Refund) Rules, 2016, as amended, the Company has initiated action for transfer of all shares in respect of which dividend has not been claimed or paid for seven consecutive years. Members are advised to visit the web-link: [http://www.powergridindia.com/investor relation/investor services](http://www.powergridindia.com/investor%20relation/investor%20services) to ascertain details of shares liable for transfer in the name of IEPF Authority.

## ANNUAL REPORT 2019-20

14. Pursuant to Section 139 (5) of the Companies Act, 2013 the auditors of the Government Company are appointed by the Comptroller & Auditor General of India (C&AG) and in terms of Section 142 of the Companies Act, 2013, the remuneration has to be fixed by the Company in the Annual General Meeting or in such manner as the Company in General Meeting may determine. The Members of the Company, in 30<sup>th</sup> Annual General Meeting held on 27<sup>th</sup> August, 2019, had authorized the Board of Directors to fix the remuneration of Statutory Auditors for the Financial Year 2019-20. Accordingly, the Board of Directors has fixed audit fee of ₹ 1.21 Crore towards audit fee for the Statutory Auditors for the Financial Year 2019-20 in addition to reimbursement of actual travelling and out-of-pocket expenses for visit to accounting units. M/s. T R Chadha & Co.; M/s. Umamaheswara Rao & Co.; M/s. B M Chatrath & Co. and M/s. P S D & Associates have been appointed by the C&AG as Statutory Auditors of the Company for the Financial Year 2020-21. The Members may authorize the Board to fix an appropriate remuneration of Statutory Auditors as may be deemed fit by the Board for the Financial Year 2020-21.
15. Members are requested to inform changes, if any, pertaining to their name, postal address, email address, telephone/ mobile numbers, Permanent Account Number (PAN), mandates, nominations, power of attorney, bank details such as, name of the bank and branch details, bank account number, MICR code, IFSC code, etc., to their Depository Participants (DPs) in case the shares are held by them in electronic form and to KFINTECH in case the shares are held by them in physical form.
16. Members desirous of making a nomination in respect of their shareholding in the Company, as permissible under Section 72 of the Companies Act, 2013, are required to file Form No. SH-13 of the Companies (Share Capital and Debentures) Rules, 2014 to the Registrar & Share Transfer Agents of the Company. In case of shares held in dematerialized form, the nomination has to be lodged with the respective Depository Participant.
17. Members holding shares in multiple Folios in physical mode are requested to apply for consolidation of shares to the Company or to the Registrar & Share Transfer Agent along with relevant Share Certificates.
18. In case of joint holders, the Member whose name appears as the first holder in the order of names, as per the Register of Members of the Company, will be entitled to vote at the AGM.
19. All the documents referred to in this Notice and the Registers referred to in Section 170 and in Section 189 of the Companies Act, 2013, will be available electronically for inspection by the Members during the AGM. All documents referred to in the Notice will also be available electronically for inspection without any fee by the Members from the date of circulation of this Notice up to the date of AGM. Members seeking inspection or any information with regard to the Accounts or any matter to be placed at the AGM, are requested to write to the Company on or before 20<sup>th</sup> September, 2020 through email on investors@powergrid.co.in. The same will be replied by the Company suitably.
20. In compliance with the aforesaid MCA Circulars and SEBI Circular dated 12<sup>th</sup> May, 2020, Notice of the AGM along with the Annual Report 2019-20 is being sent only through electronic mode to those Members whose email addresses are registered with the Company/ Depositories. Members may note that the Notice and Annual Report 2019-20 will also be available on the Company's website www.powergridindia.com, websites of the Stock Exchanges i.e. BSE Limited and National Stock Exchange of India Limited at www.bseindia.com and www.nseindia.com respectively, and on the website of KFINTECH <https://evoting.karvy.com/>.
21. Members attending the AGM through VC / OAVM shall be counted for the purpose of reckoning the quorum under Section 103 of the Act.
22. Pursuant to Finance Act 2020, dividend income will be taxable in the hands of shareholders w.e.f. April 1, 2020 and the Company is required to deduct tax at source from dividend paid to shareholders at the prescribed rates. For the prescribed rates for various categories, the shareholders are requested to refer to the Finance Act, 2020 and amendments thereof. The shareholders are requested to update their PAN with the Company/ KFINTECH (in case of shares held in physical mode) and depositories (in case of shares held in demat mode).

A Resident individual shareholder with PAN and who is not liable to pay income tax can submit declaration in Form No. 15G/15H, to avail the benefit of non-deduction of tax at source by uploading the same to <https://ris.kfintech.com/form15/> by 11:59 p.m. IST on or before 3<sup>rd</sup> September, 2020. Shareholders are requested to note that in case their PAN is not registered, the tax will be deducted at a higher rate of 20%.

Non-resident shareholders can avail beneficial rates under tax treaty between India and their country of residence, subject to providing necessary documents i.e. No Permanent Establishment and Beneficial Ownership Declaration, Tax Residency Certificate, Form 10F, any other document which may be required to avail the tax treaty benefits by uploading the same to <https://ris.kfintech.com/form15/>. The aforesaid declarations and documents need to be submitted by the shareholders by 11:59 p.m. IST on or before 3<sup>rd</sup> September, 2020.
23. Annual Listing fee for the year 2020-21 has been paid to the Stock Exchanges wherein shares of the Company are listed.

### 24. PROCEDURE FOR JOINING THE AGM THROUGH VC / OAVM:

1. The Company will provide VC / OAVM facility to its Members for participating at the AGM.
  - a) Members will be able to attend the AGM through VC / OAVM or view the live webcast at <https://emeetings.kfintech.com> by using their e-voting login credentials. Members are requested to follow the procedure given below:
    - i. Launch internet browser (chrome/firefox/safari) by typing the URL: <https://emeetings.kfintech.com>
    - ii. Enter the login credentials (i.e., User ID and password for e-voting).
    - iii. After logging in, click on "Video Conference" option.
    - iv. Then click on camera icon appearing in AGM event of Power Grid Corporation of India Limited, to attend the Meeting.

- b) Members who do not have User ID and Password for e-voting or have forgotten the User ID and Password may retrieve the same by following the procedure given in the E-voting instructions.
  - c) Members who would like to express their views or ask questions during the AGM may register themselves by logging on to <https://emeetings.kfintech.com> and clicking on the 'Speaker Registration' option available on the screen after log in. The Speaker Registration will be open during Saturday, 19<sup>th</sup> September, 2020 to Sunday, 20<sup>th</sup> September, 2020. Only those members who are registered will be allowed to express their views or ask questions. The Company reserves the right to restrict the number of questions and number of speakers, depending upon availability of time as appropriate for smooth conduct of the AGM.
  - d) Members will be allowed to attend the AGM through VC / OAVM on first come, first served basis.
  - e) Facility to join the meeting shall be opened 30 minutes before the scheduled time of the AGM and shall be kept open throughout the proceedings of the AGM.
  - f) Members who need assistance before or during the AGM, can contact KFINTECH on <https://emeetings.kfintech.com> or call on toll free number 1800-345-4001. Kindly quote your name, DP ID-Client ID / Folio no. and E-voting Event Number in all your communications.
- 2. In case of joint holders attending the Meeting, only such joint holder who is higher in the order of names will be entitled to vote at the AGM.
  - 3. Members attending the AGM through VC / OAVM shall be reckoned for the purpose of quorum under Section 103 of the Act.
  - 4. Members of the Company under the category of Institutional Investors are encouraged to attend and vote at the AGM.

## 25. PROCEDURE FOR REMOTE E-VOTING AND E-VOTING AT THE AGM:

- 1. Pursuant to the provisions of Section 108 and other applicable provisions, if any, of the Companies Act, 2013 read with the Companies (Management and Administration) Rules, 2014, as amended, and Regulation 44 of SEBI Listing Regulations, the Company is providing to its members facility to exercise their right to vote on resolutions proposed to be passed at AGM by electronic means ("e-voting"). Members may cast their votes remotely, using an electronic voting system on the dates mentioned herein below ("remote e-voting").

Further, the facility for voting through electronic voting system will also be made available at the Meeting ("Insta Poll") and Members attending the Meeting, who have not cast their vote(s) by remote e-voting, will be able to vote at the Meeting through Insta Poll.

The Company has engaged the services of KFINTECH as the agency to provide e-voting facility.

The manner of voting remotely by Members holding shares in dematerialized mode, physical mode and for Members who have not registered their email addresses is provided in the instructions given below:

The remote e-voting facility will be available during the following voting period:

<b>Commencement of remote e-voting</b>	:	<b>9:00 a.m. on Saturday, 19<sup>th</sup> September, 2020</b>
<b>End of remote e-voting</b>	:	<b>5:00 p.m. on Monday, 21<sup>st</sup> September, 2020</b>

The remote e-voting will not be allowed beyond the aforesaid date and time and the remote e-voting module shall be forthwith disabled by KFINTECH upon expiry of the aforesaid period.

Voting rights of a member / beneficial owner (in case of electronic shareholding) shall be in proportion to his/her share in the paid-up equity share capital of the Company as on the **cut-off date, i.e. Tuesday, 15<sup>th</sup> September, 2020**.

The Board of Directors of the Company has appointed Shri Mohinder Kharbanda (FCS2365 & CP22192) of M/s. Sanjay Grover & Associates, Company Secretaries, as Scrutinizer to scrutinize the remote e-voting and e-voting (Insta Poll) process in a fair and transparent manner.

### 2. Information and instructions relating to e-voting are as under:

- (i) The members who have cast their vote(s) by remote e-voting may also attend the Meeting but shall not be entitled to cast their vote(s) again at the Meeting. Once the vote on a resolution is cast by a Member, whether partially or otherwise, the Member shall not be allowed to change it subsequently or cast the vote again.
- (ii) A Member can opt for only single mode of voting per E-Voting Event Number (EVEN) i.e., through remote e-voting or voting at the Meeting (Insta Poll). If a Member casts vote(s) by both modes, then voting done through remote e-voting shall prevail and vote(s) cast at the Meeting shall be treated as "INVALID".
- (iii) A person, whose name is recorded in the Register of Members or in the Register of Beneficial Owners maintained by the Depositories as on the **cut-off date i.e. Tuesday, 15<sup>th</sup> September, 2020** only shall be entitled to avail the facility of remote e-voting or for participation at the AGM and voting through Insta Poll. A person who is not a Member as on the cutoff date, should treat the Notice for information purpose only.

- (iv) Any person who becomes a member of the Company after despatch of the Notice of the Meeting and holding shares as on the cut-off date may obtain the User ID and password from KFINTECH in the manner as mentioned below:
- (a) If the mobile number of the Member is registered against Folio No. / DP ID Client ID, the member may send SMS: MYEPWD <space> E-Voting Event Number+Folio No. or DP ID Client ID to **9212993399**
- Example for NSDL: MYEPWD <SPACE> IN12345612345678  
Example for CDSL: MYEPWD <SPACE> 1402345612345678  
Example for Physical: MYEPWD <SPACE> XXXX1234567890 (E-Voting Event Number+Folio No.)
- (b) If e-mail address or mobile number of the member is registered against Folio No. / DP ID Client ID, then on the home page of <https://evoting.karvy.com>, the member may click "Forgot Password" and enter Folio No. or DP ID Client ID and PAN to generate a password.
- (c) Member may call on KFINTECH's toll-free number **1800-345-4001** (from 9:00 a.m. to 6:00 p.m.)
- (d) Member may send an e-mail request to **einward.ris@kfintech.com**.
- (e) If the Member is already registered with KFINTECH's e-voting platform, then he can use his existing password for logging in.

### 3. Information and instructions for remote e-voting:

- I. (A) **In case a member receives an e-mail from the Company / KFINTECH [for members whose e-mail addresses are registered with the Company / Depository Participant(s)]:**
- (a) Launch internet browser by typing the URL: <https://evoting.karvy.com>.
- (b) Enter the login credentials (User ID and password given in the e-mail). The E-Voting Event Number+Folio No. or DP ID Client ID will be your User ID. However, if you are already registered with KFinTech for e-voting, you can use the existing password for logging in. If required, please visit <https://evoting.karvy.com> or contact toll-free numbers 1800-345-4001 (from 9:00 a.m. to 6:00 p.m.) for your existing password.
- (c) After entering these details appropriately, click on "LOGIN".
- (d) You will now reach "Password Change Menu" wherein you are required to mandatorily change your Password upon login for the first time. The new password shall comprise minimum 8 characters with at least one upper case (A-Z), one lower case (a-z), one numeric (0-9) and a special character (@,#,\$,etc.). The system will prompt you to change your password and update your contact details like mobile number, e-mail address, etc. on first login. You may also enter a secret question and answer of your choice to retrieve your password in case you forget it. It is strongly recommended that you do not share your password with any other person and that you take utmost care to keep your password confidential.
- (e) You need to login again with the new credentials.
- (f) On successful login, the system will prompt you to select the E-Voting Event Number (EVEN) for Power Grid Corporation of India Limited.
- (g) On the voting page, enter the number of shares as on the cutoff date under either "FOR" or "AGAINST" or alternatively, you may partially enter any number under "FOR" / "AGAINST", but the total number under "FOR" / "AGAINST" taken together should not exceed your total shareholding as on the cut-off date. You may also choose to "ABSTAIN" and vote will not be counted under either head.
- (h) Members holding shares under multiple folios / demat accounts shall choose the voting process separately for each of the folios / demat accounts.
- (i) Voting has to be done for each item of the Notice separately. In case you do not desire to cast your vote on any specific item, it will be treated as "ABSTAINED".
- (j) You may then cast your vote by selecting an appropriate option and click on "SUBMIT".
- (k) A confirmation box will be displayed. Click "OK" to confirm, else "CANCEL" to modify. Once you confirm, you will not be allowed to modify your vote.
- (l) Institutional / Corporate Members (i.e., other than Individuals, HUFs, NRIs, etc.) are also required to send legible scanned certified true copy (in PDF Format) of the Board Resolution / Power of Attorney / Authority Letter, etc., together with attested specimen signature(s) of the duly authorized representative(s), to the Scrutinizer at e-mail id: **contact@cssanjaygrover.in** with a copy marked to **einward.ris@kfintech.com**. It is also requested to upload the same in the e-voting module in their login. The naming format of the aforesaid legible scanned document shall be "Corporate Name EVENT NO."

- (B) In case of a member whose e-mail address is not registered / updated with the Company / KFINTECH / Depository Participant(s), may follow the following steps to generate their login credentials:**
- (a) Members holding shares in physical mode, who have not registered / updated their email addresses with the Company, are requested to register / update the same by clicking on [https://ris.kfintech.com/email\\_registration/](https://ris.kfintech.com/email_registration/) or by writing to the Company with details of folio number and attaching a self-attested copy of PAN card at [investors@powergrid.co.in](mailto:investors@powergrid.co.in) or to KFINTECH at [einward.ris@kfintech.com](mailto:einward.ris@kfintech.com).
  - (b) Members holding shares in dematerialised mode who have not registered their e-mail addresses with their Depository Participant(s) are requested to register / update their email addresses with the Depository Participant(s) with whom they maintain their demat accounts.
  - (c) After due verification, the Company / KFINTECH will forward your login credentials to your registered email address.
  - (d) Follow the instructions at 3(I)(A) (a) to (l) to cast your vote.
- II. Members can also update their mobile number and e-mail id in the user profile details of the folio which may be used for sending further communication(s).
- III. Once the vote on a resolution is cast by a member, the member shall not be allowed to change it subsequently or cast the vote again.
- IV. In case of any query pertaining to e-voting, members may refer to the "Help" and "FAQs" sections / E-voting user manual available through a dropdown menu in the "Downloads" section of KFINTECH's website for e-voting: <https://evoting.karvy.com> or contact KFINTECH as per the details given under sub-point no. V below.
- V. Members are requested to note the following contact details for addressing e-voting grievances:
- Shri S. V. Raju, Dy. General Manager / Shri A. Mohan Kumar, Manager  
KFin Technologies Private Limited  
Selenium Tower B, Plot 31-32, Gachibowli, Financial District,  
Nanakramguda, Hyderabad 500 032  
Phone No.: +91 40 6716 2222  
Toll-free No.: 1800-345-4001  
E-mail: [einward.ris@kfintech.com](mailto:einward.ris@kfintech.com)
- VI. **Information and instructions for E-Voting at the AGM (Insta Poll):**
- Facility to cast vote through Insta Poll will be made available on the Video Conferencing screen and will be activated once the Insta Poll is announced at the AGM.
- VII. The Scrutinizer will, after the conclusion of e-voting at the AGM, scrutinize the votes cast at the Meeting (Insta Poll) and votes cast through remote e-voting, make a consolidated Scrutinizer's Report and submit the same to the Chairman. The result of e-voting will be declared within forty-eight hours of the conclusion of the Meeting and the same, along with the consolidated Scrutinizer's Report, will be placed on the website of the Company: [www.powergridindia.com](http://www.powergridindia.com) and on the website of KFINTECH at: <https://evoting.karvy.com>. The result will simultaneously be communicated to the stock exchanges.
- VIII. Subject to receipt of requisite number of votes, the Resolutions proposed in the Notice shall be deemed to be passed on the date of the AGM, i.e. Tuesday, 22<sup>nd</sup> September, 2020.

## Explanatory Statement

### ITEM NO. 5

#### **Appointment of Shri Vinod Kumar Singh (DIN 08679313) as a Director liable to retire by rotation.**

Shri Vinod Kumar Singh was appointed as Director (Personnel) of the Company by the President of India vide Ministry of Power Order No. 25-11/1/2019-PG dated 6<sup>th</sup> January, 2020 and assumed charge w.e.f. 1<sup>st</sup> February, 2020. In terms of Article 31A of the Articles of Association, the Board of Directors is empowered to appoint the directors appointed by the President of India as an Additional Director under provisions of the Companies Act, 2013 (the Act) and they will be appointed by the Shareholders at the following Annual General Meeting (AGM). Accordingly, the Board in its meeting held on 31<sup>st</sup> January, 2020 appointed Shri Vinod Kumar Singh as an Additional Director w.e.f. 1<sup>st</sup> February, 2020. Shri Vinod Kumar Singh holds office upto the date of the ensuing AGM. The Company has received a notice in writing from a member under Section 160 of the Act proposing the appointment of Shri Vinod Kumar Singh as a Director on the Board of POWERGRID.

The above appointment of Shri Vinod Kumar Singh as Director (Personnel) on the Board of the Company, being liable to retire by rotation in terms of Section 152 of the Act read with Article 31A of the Articles of Association of the Company requires approval of the Members in the General Meeting.

Shri Vinod Kumar Singh holds 19 shares in POWERGRID.

None of the Directors and Key Managerial Personnel of the Company or their relatives are concerned or interested in the resolution financially or otherwise except to the extent that he or she is a Director and/or Shareholder of the Company.

The Board of Directors of your Company recommends passing of the resolution as set out at Item No. 5 as an Ordinary Resolution.

Brief resume of Shri Vinod Kumar Singh is annexed.

### ITEM NO. 6

#### **Appointment of Mr. Mohammed Taj Mukarrum (DIN 08097837) as a Director liable to retire by rotation.**

Mr. Mohammed Taj Mukarrum was appointed as Director (Finance) of the Company by the President of India vide Ministry of Power Order No. 25-11/11/2019-PG-(Part-1) dated 3<sup>rd</sup> July, 2020 and assumed charge w.e.f. 4<sup>th</sup> July, 2020. In terms of Article 31A of the Articles of Association, the Board of Directors are empowered to appoint the directors appointed by the President of India as an Additional Director under provisions of the Companies Act, 2013 (the Act) and they will be appointed by the Shareholders at the following Annual General Meeting (AGM). Accordingly, the Board, through Resolution by Circulation appointed Mr. Mohammed Taj Mukarrum as an Additional Director w.e.f. 4<sup>th</sup> July, 2020. Mr. Mohammed Taj Mukarrum holds office upto the date of the ensuing AGM. The Company has received a notice in writing from a member under Section 160 of the Act proposing the appointment of Mr. Mohammed Taj Mukarrum as a Director on the Board of POWERGRID.

The above appointment of Mr. Mohammed Taj Mukarrum as Director (Finance) on the Board of the Company, being liable to retire by rotation in terms of Section 152 of the Act read with Article 31A of the Articles of Association of the Company requires approval of the Members in the General Meeting.

Mr. Mohammed Taj Mukarrum holds NIL shares in POWERGRID.

None of the Directors and Key Managerial Personnel of the Company or their relatives are concerned or interested in the resolution financially or otherwise except to the extent that he or she is a Director and/or Shareholder of the Company.

The Board of Directors of your Company recommends passing of the resolution as set out at Item No. 6 as an Ordinary Resolution.

Brief resume of Mr. Mohammed Taj Mukarrum is annexed.

### ITEM NO. 7

#### **Ratification of remuneration of the Cost Auditors for the Financial Year 2020-21**

As per Section 148 (3) of the Companies Act, 2013, the appointment of Cost Auditor shall be made by the Board of Directors on such remuneration as may be determined by the Members. Under the Companies (Audit and Auditors) Rules, 2014, the Board while appointing the cost auditors has to approve the remuneration payable to them and the remuneration so approved by the Board has to be ratified by the general meeting. Accordingly, as recommended by the Audit Committee, the Board appointed (i) M/s Dhananjay V. Joshi & Associates, Cost Accountants and M/s. Bandyopadhyaya Bhaumik & Co., Cost Accountants as joint Cost Auditors of the Company for the FY 2020-21 at a remuneration of ₹2,50,000/- plus applicable taxes to be shared equally by each Auditor. The above remuneration is exclusive of travelling and out of pocket expenses, which shall be reimbursed as per policy of the Company and; (ii) M/s Dhananjay V. Joshi & Associates, Cost Accountants, as the Lead Cost Auditor for the work of consolidation and facilitation for filing of consolidated Cost Audit Report of the Company for the financial year 2020-21 at an additional remuneration of ₹ 12,500. (Rupees Twelve Thousand Five Hundred only) excluding taxes and out of pocket expenses.

None of the Directors and Key Managerial Personnel of the Company or their relatives are concerned or interested in the resolution financially or otherwise except to the extent that he or she is a Director and/or Shareholder of the Company.

The Board of Directors of your Company recommends passing of the resolution as set out at Item No. 7 as an Ordinary Resolution.

**ITEM NO. 8**

**To raise funds up to ₹10,000 Crore from domestic market through issue of secured / unsecured, non-convertible, non-cumulative/cumulative, redeemable, taxable / tax-free Debentures/Bonds under Private Placement during the Financial Year 2021-22 in up to twenty tranches/offers.**

POWERGRID Board of Directors, in their 378<sup>th</sup> meeting held on 10<sup>th</sup> August, 2020, approved raising of secured / unsecured, non-convertible, non-cumulative, redeemable, taxable / tax-free, Rupee Linked Bonds/Bonds under private placement from domestic / external / overseas sources up to ₹10,000 Crore (Approx) in upto twenty tranches depending upon the requirement of funds during the Financial Year 2021-22 for financing of POWERGRID Capital expenditure requirement, providing inter corporate loans to wholly owned subsidiaries, other purposes as may be approved by the board of Directors / Committee of Directors for Bonds and for general corporate purposes.

An amount of ₹10,000 Crore to ₹15,000 Crore is being considered as expected Capital Expenditure (CAPEX) during the Financial Year 2021-22. In order to have a debt equity mix of 70:30 an amount of ₹7,000 Crore - ₹10,500 Crore is estimated to be mobilized as debt and Balance from internal resources during the Financial Year 2021-22.

Presently, POWERGRID domestic Bonds have been rated at highest credit rating (AAA) by various Rating Agencies i.e. CRISIL, ICRA & CARE. The rates of interest are determined on the market conditions prevailing at the time of entering the market for a particular offer of bonds on private placement (including offer to Qualified Institutional Buyer/s). At present, borrowing through domestic bonds was being done by the Company at a cost which is comparable to prevailing interest rates applicable to AAA rated corporate bonds. In line with the past practice, the interest yield on the proposed borrowings is also envisaged to be comparable to the interest rates of prevailing interest rates of AAA rated corporate bonds.

The proposed borrowing for FY 2021-22 will be within overall borrowing limits of ₹1,80,000 crore.

None of the Directors and Key Managerial Personnel of the Company or their relatives are concerned or interested in the resolution financially or otherwise except to the extent that he or she is a Director and/or Shareholder of the Company.

The Board of Directors of your Company recommends passing of the resolution as set out at Item No. 8 as a Special Resolution.

**By Order of the Board of Directors**



**(Mrinal Shrivastava)**  
**Company Secretary &**  
**Compliance Officer**

**Regd. Office:** B-9, Qutab Institutional Area,  
Katwaria Sarai, New Delhi - 110 016.  
(CIN: L40101DL1989GOI038121)

**Date:** 28<sup>th</sup> August, 2020

**BRIEF RESUME OF THE DIRECTORS SEEKING RE-ELECTION****Directors seeking re-election at the 31<sup>st</sup> AGM:**

Name	<b>Mrs. Seema Gupta</b>
DIN	06636330
Date of Birth and Age	5 <sup>th</sup> May, 1962 / 58 Years
Date of Appointment	1 <sup>st</sup> March, 2018
Qualification	Graduate Engineer from Delhi College of Engineering (DCE) and Post Graduate Diploma in Management from IMT
Expertise in specific functional Area	Mrs. Seema Gupta is Director (Operations) of our Company. Prior to taking up this assignment, she was Executive Director (Northern Region-I) in the Company. She has more than 36 years of experience in power sector and has handled multi-disciplinary functions like Commercial, International Business, Corporate Planning, Corporate Monitoring Group and Central Transmission Utility in the Company. Before joining POWERGRID in 1991, she has worked for about 7 years in NTPC.
Directorship held in other Companies (Part-time)	<ol style="list-style-type: none"> <li>1. POWERGRID NM Transmission Ltd.</li> <li>2. POWERGRID Warora Transmission Limited</li> <li>3. POWERGRID Parli Transmission Limited</li> <li>4. POWERGRID Vizag Transmission Ltd</li> <li>5. POWERGRID Jabalpur Transmission Limited</li> <li>6. Delhi Transco Limited</li> <li>7. Cross Border Power Transmission Company Limited</li> <li>8. Bihar Grid Company Limited</li> <li>9. POWERGRID Mithilanchal Transmission Limited</li> </ol>
Membership / Chairmanship of Committees in other Companies	Delhi Transco Limited Audit Committee - Member
No. of Shares held	8,807

**Director being appointed at the 31<sup>st</sup> Annual General Meeting**

1.

Name	<b>Shri Vinod Kumar Singh</b>
DIN	08679313
Date of Birth and Age	1 <sup>st</sup> June , 1963 / 57 Years
Date of Appointment	1 <sup>st</sup> February, 2020
Qualification	B.Com(Hons) from Delhi University and a Post Graduate Management from Xavier Institute of Social Services (XISS), Ranchi
Expertise in specific functional Area	Shri Vinod Kumar Singh started professional career in 1985 with an MNC followed by leading PSU NHPC. Since joining POWERGRID in 1992, he has worked at different levels, sites, RHQs & Corporate Centre in all facets of HR including Amalgamation, Turnaround & Culture Building. Prior to his joining as Director (Personnel), he has worked as Senior General Manager (Human Resource Development) handling flagship projects such as Capacity Building, restructuring policies & procedures for NER States, strategic alliances pertaining to Learning & Development for employees as well as external customers.
Directorship held in other Companies (Part-time)	NIL
Membership / Chairmanship of Committees in other Companies	NIL
No. of Shares held	19



2.

Name	<b>Mr. Mohammed Taj Mukarrum</b>
DIN	08097837
Date of Birth and Age	25 <sup>th</sup> July, 1962 / 58 Years
Date of Appointment	4 <sup>th</sup> July, 2020
Qualification	M.B.A. Finance, Osmania University, Hyderabad
Expertise in specific functional Area	Mr. M. Taj Mukarrum had started his career in 1984 as an Executive Trainee in NTPC Limited. He has gained experience in the core areas of Finance & Accounts such as Financial Concurrence, Risk Management, Treasury Management, Financial due diligence of Projects, Long term financial planning, Investment Appraisals, Capital Budgeting and Resource mobilization. He had worked at various Project sites & Regional Headquarters across the country & corporate office.
Directorship held in other Companies (Part-time)	NIL
Membership / Chairmanship of Committees in other Companies	NIL
No. of Shares held	NIL

**Contents**

Notice .....	01
Reference Information .....	13
Letter to Shareholders .....	14
Integrated Report.....	16
Directors' Profile.....	18
List of Senior Executives .....	21
POWERGRID's Performance .....	22
Five Years' Summary .....	23
Directors' Report .....	26
Annexure I - Management Discussions and Analysis.....	44
Annexure II - Business Responsibility Report .....	71
Annexure III - Particulars required Section 134 (3)(m) of the Companies Act, 2013 .....	82
Annexure IV - Comments of C&AG u/s 143 (6)(B) of the Companies Act, 2013 .....	87
Annexure V - Secretariat Audit Report.....	90
Annexure VI - Form No. MGT 9 .....	93
Annexure VII - Report on Corporate Governance .....	119
Annexure VIII - Certificate on Corporate Governance.....	142
Annexure IX - Form No. AOC - 2 .....	143
Annexure X - Form No. AOC - 1 .....	149
Annexure XI - Annual Report on Corporate Social Responsibility .....	151
Balance Sheet.....	183
Statement of Profit and Loss .....	184
Statement of Change in Equity .....	185
Cash Flow Statement.....	187
Notes .....	189
Independent Auditor's Report.....	264
Annexure Independent Auditor's Report.....	268
Consolidated Financial Statements.....	273

## Reference Information

**POWER GRID CORPORATION OF INDIA LIMITED**  
**CIN: L40101DL1989GOI038121**

<b>Registered Office</b> B-9, Qutab Institutional Area, Katwaria Sarai, New Delhi - 110 016 Phone No. - 011-26560121, Fax – 011-26601081	<b>Company Secretary &amp; Compliance Officer</b> Shri Mrinal Shrivastava
<b>Corporate Office</b> “Saudamini”, Plot No. 2, Sector 29, Gurgaon - 122 001 (Haryana) Phone No. – 0124-2822000, 2823000, Fax – 0124-2571990	<b>Website: www.powergridindia.com</b> <b>E-mail ID: investors@powergrid.co.in</b>
<b>For the Financial year under review i.e. 2019-20</b>	
<b>Statutory Auditors</b>  <b>1. M/s. T R Chadha &amp; Co. LLP, Chartered Accountants</b> B-30, Kuthiala Building, Connaught Circus, New Delhi-110001 Email : delhi@trchadha.com  <b>2. M/s. Umamaheswara Rao &amp; Co., Chartered Accountants</b> Flat No.5-H, D Block, 8-3-324, Yellareddyguda Lane, Ameerpet X Roads, Hyderabad, Telangana-500073 Email :ucohyd@umrcas.com  <b>3. M/s. B M Chatrath &amp; Co. LLP, Chartered Accountants</b> #Centre Point# ,4th floor, Room No-440 21, Hemanta Basu Sarani, Kolkata, West Bengal-700001 Email : bmccal@bmchatrath.co.in  <b>4. M/s. P S D &amp; Associates, Chartered Accountants</b> 808, Tower – A, Omkar Alta Monte, Pathanwadi Malad East, Mumbai-400097 Email : prakash_psd@rediffmail.com	<b>Cost Auditors</b>  <b>1. M/s R. M. Bansal &amp; Co., Cost Accountants,</b> A-201, Twin Towers, Lakhanpur, Kanpur – 208024. Email : cmarmbansal11@gmail.com  <b>2. M/s Chandra Wadhwa &amp; Co., Cost Accountants,</b> 1305 & 1306, Vijaya Building, 17, Barakhamba Road, New Delhi-110001. Email: wadhwfai@gmail.com
<b>Registrar &amp; Share Transfer Agent:</b>  <b>Equity Shares:</b>  <b>KFin Technologies Private Limited</b> Selenium Tower B, Plot 31-32, Gachibowli Financial District, Nanakramguda, Hyderabad – 500 032 Ph. : 040-67162222, Fax : 040-23431551 Toll Free No. 1800 345 4001 Email : einward.ris@kfintech.com Website: www.kfintech.com  <b>Bonds:</b>  <b>MCS Share Transfer Agent Limited</b> F-65, Okhla Industrial Area, Phase-I, New Delhi- 110 020. Ph: 011-41406149-52 Telefax.: 011-41709881 E-mail : admin@mcsregistrars.com	<b>Bankers</b> State Bank of India Union Bank of India Indian Overseas Bank IDBI Bank Ltd. Axis Bank Ltd. HDFC Bank Ltd. ICICI Bank Ltd. Indus Ind Bank Ltd.
<b>Shares Listed at:</b> National Stock Exchange of India Limited BSE Limited	
<b>Depositories:</b> National Securities Depository Limited Central Depository Services (India) Limited	
<b>Debenture Trustees</b>	
<b>For Bond Series XVIII to LXVI Issue, GoI Bond</b> IDBI Trusteeship Services Ltd. Asian Building, Ground Floor, 17, R. Kamani Marg, Ballard Estate, Mumbai - 400 001 Phone: 022-40807000, Fax: 022-66311776, Email: itsl@idbitrustee.com	

## LETTER TO SHAREHOLDERS

### Dear Shareholders,

At the outset, please accept my sincere wishes for the good health and safety of you and your loved ones.

#### Performance Driven Year

Fiscal year 2019-20 has been yet another year of outstanding performance by your Company and it is my privilege to share with you some of the highlights.

Your Company has been accorded the 'Maharatna' CPSE status by the Government of India which provides greater autonomy and enhanced financial delegation to the Board of Directors.

Your Company has added 4,984 circuit km (ckm.) of Extra High Voltage (EHV) transmission lines, 37,987 Mega Volt Ampere (MVA) transformation capacity and 3 new substations during the year. With these the total transmission assets have increased to 163,282 ckm of inter-state transmission lines, 248 nos of substations with transformation capacity of 409,899 MVA. A number of large and important projects were commissioned / completed during the year including the  $\pm$  800 kV Champa & Kurukshetra HVDC Station Bipole-2 (Pole-III and Pole-IV) which increased the inter- regional power transfer capacity of the country by 3,000 MW; 765kV D/c Ajmer - Bikaner – Moga; 400kV S/c Singrauli – Allahabad; and 400kV D/c Nabinagar II – Patna lines. The assets capitalized added about ₹20,320 crore to the Gross Block of your Company. The capital expenditure during the year has been ₹15,313 crore against the target of ₹15,000 crore.



The large and growing transmission network of the Company has achieved availability of 99.82% with number of tripping per line contained at 0.39. The operational performance of the Company is comparable with global transmission utilities both on network performance parameters as well as cost effectiveness.

On a standalone basis, your Company registered a Total Income of ₹38,317.97 crore and Profit after Tax (PAT) ₹10,811.18 crore in Fiscal 2020, a growth of 7.58% and 8.78% respectively, over the corresponding amounts in Fiscal 2019. On a Consolidated basis, your Company registered a Total Income and Profit after Tax (PAT) of ₹38,670.96 crore and ₹11,059.40 crore, respectively. The revenue from Telecom business increased by 5.3% (year to year) to ₹698.21 crore. On the Consultancy front, the revenue stood at ₹610.98 crore for the year ended on March 31, 2020.

In keeping with our commitment to balance the internal resources requirement for new projects and the dividend payout, we have proposed to increase the total dividend payment to ₹10 per share, up from ₹8.33 per share in the previous year, an increase of 20%. The total dividend and dividend distribution tax for the year would amount to ₹5,833.52 crore which would be ~54% of the Profit after tax.

Under Tariff Based Competitive Bidding (TBCB), your Company emerged successful in seven (07) projects which included four (04) ISTS projects associated with renewable energy and three (03) intra-State projects. Cumulatively, at the end of FY 2019-20, your Company owned 20 TBCB subsidiaries.

As a part of Corporate Social Responsibility (CSR), your Company continued to contribute to society at large with focus on inclusive social-economic growth for development of marginalized and under-privileged sections of the society residing around its areas of operation. Your Company is honoured to receive the National CSR Award by the Hon'ble President of India under the category Corporate Award for Excellence in CSR and the Swachh Bharat Award by Hon'ble President of India for significant CSR contribution under the initiative of Swachh Iconic Places and Swachh Bharat Kosh. The Company is continuing with its flagship initiative of constructing "POWERGRID Vishram Sadans" in Government Hospitals in major cities. On the back of successful implementation of projects for Improving Rural Livelihood through Farmer-Centric Integrated Watershed Management projects at Kurnool (Andhra Pradesh) and Vijayapura (Karnataka), which are bringing transformational changes in the lives of the rural population, your Company has taken up a similar project at Kalahandi (Odisha).

#### Strong and humane response to the COVID19 pandemic

The unprecedented COVID19 pandemic has put greater demands on the Company since transmission is an essential service and it was imperative to ensure availability of the network for uninterrupted power supply. Your Company adopted a multi-pronged approach to deal with the unfolding situation and its impact on various aspects of its business and functions.

Due to the untiring efforts of our employees and agencies, and with the active support of the administration, high availability of the network was ensured overcoming the challenges posed by lockdown restrictions, while taking care of the safety and health of the personnel. The project construction activities which were impacted due to the lockdown and demobilization of site activities, have gradually picked up and work is progressing at most of the sites at present. Key projects such as 400kV D/c Hiriyur – Mysore line, 400kV D/c Rajarhat – Gokarna line, ICTs at Meerut, Koteswar, and Balipara Substations have been completed during these difficult times overcoming multiple challenges.

Due to the extensive digital initiatives adopted by your Company such as the use of ERP system, e-Office, Company's own cloud services, video conferencing etc. it was possible to effectively implement work from home during the lockdown periods ensuring that the operations of the Company are carried out smoothly. E-learning and online training programmes have been conducted regularly for employees' knowledge

up-gradation.

As a responsible employer and corporate citizen, all efforts have been made to provide a safe working environment for all the employees, contract workers and other labour engaged by the construction/maintenance agencies.

The financial position of the State utilities was impacted by the lockdown and consequent reduction in economic activity. A series of measures announced by the Government of India for providing support to the distribution utilities including financial relief of ₹90,000 crore under the 'Atmanirbhar Bharat' package, reduction in the rate of surcharge would certainly help the utilities in tiding over the current crisis and also improve the receivables position of your Company. Your Company has provided a one-time rebate of ₹1075 crores against the billing for April, 2020 and May, 2020 to the distribution utilities as a relief measure.

In support of the nation's fight against COVID19, POWERGRID has contributed ₹200 crore towards PM CARES fund and in addition, earmarked ₹30 crore for undertaking various CSR activities. Your Company's employees also extended support by contributing ₹2.48 crore to PM CARES Fund. During the lockdown period, your Company has distributed more than 1.2 lakh packets of cooked meals and 1,839 MT of rations to nearly two lakh beneficiaries at about 275 locations. Large number of PPE kits, masks, gloves, sanitizers were also distributed to workers and needy persons in addition to providing financial assistance to different Govt. Authorities, Govt. Hospitals, Medical Colleges for procurement of PPE kits, Medical equipments, Ventilators, etc.

### Way Forward

In meeting the challenges posed by the pandemic, new learnings have been made and greater self-reliance has been developed by the operation and maintenance teams which are expected to lead to improvement in our maintenance practices. Enhanced mechanization, prefabrication and pre-assembly for construction is also expected to improve the construction timelines and costs.

Your Company, as a matter of policy, encourages indigenous participation and undertakes most of the procurement through Domestic Competitive Bidding (DCB) wherein only Indian bidders are eligible to bid. I want to assure that your Company would place greater thrust on indigenous sourcing and capacity building for equipment and material in line with Government of India's 'Atmanirbhar Bharat' initiatives.

As you know the Government of India has set a target of establishing 175 GW of renewable capacity by December 2022, which includes 100GW solar capacity and 60GW wind capacity. Towards fulfilment of this target of 175 GW, 66.5GW potential renewable energy zones have been identified comprising 50GW Solar and 16.5GW wind in seven RE rich states. A comprehensive transmission scheme has been evolved for integrating above renewable energy zones at an estimated cost of ~₹42,000 crore of which works of ~₹17,500 crore have been allocated for implementation either through POWERGRID or through bidding route. Projects worth ~₹16,000 crore are under bidding and the balance are under discussion/approval. Going forward, the sector expects sustained growth in installed capacity with greater share of renewables and your Company is well positioned for the same.

Your Company is promoting e-mobility by adopting Electric Vehicles for its own use and by installing fast EV charging stations at a number of places. With the support from Faster Adoption and Manufacturing of Hybrid and EV (FAME) Scheme, a Govt. of India scheme for e-mobility promotion, your Company is also in the process of establishing eleven multi-modal charging stations at Shillong.

A Cooperation Agreement has been signed with Africa50 for development of transmission project in Kenya on PPP model through joint venture in which POWERGRID shall have equity stake as a technical partner. Africa50 is an infrastructure investment platform that contributes to Africa's growth by developing and investing in projects.

Friends, the changing landscape of Indian power sector together with focus on digitization, smart grid & smart cities, advanced metering infrastructure, electric vehicles, energy efficiency etc. are creating newer business opportunities for sector participants. Your Company, with its vast experience, technical and commercial knowhow and pool of excellent manpower is at the forefront to capitalize on these emerging opportunities.

On behalf of the Company, I thank each one of you for the continued support and trust placed in us. I would also like to express my appreciation to the employees for their contribution towards the performance of Company. As we navigate through these uncertain times, I am confident that with a dedicated and committed team of employees and your valuable support, your Company will continue to deliver enhanced value to its stakeholders.

With best wishes.

Yours sincerely

















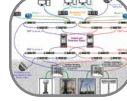













**(K Sreekant)**

**Chairman & Managing Director**

Date: 28<sup>th</sup> August, 2020

Place: New Delhi.

## INTEGRATED REPORT

Financial Capital	Manufactured Capital	Intellectual Capital	Human Capital	Social and Relationship Capital	Natural Capital
 <p><b>Asset Capitalization*</b> ₹20,329 Crore</p>	 <p><b>Inter-state Transmission Lines*</b> 4,984 ckm added during FY 2019-20 &amp; total 1,63,282 ckm as on March 31, 2020</p>	 <p><b>1200kV National Test Station at Bina -</b> Facilitated indigenous development of UHVAC equipment in India. 1200kV UHVAC technology - Reduction of transmission losses - Less RoW per MW of power transfer</p>	 <p><b>Employees 8990</b> (as on 31.03.2020)</p>	 <p><b>Environmental and Social Policy &amp; procedures</b> Accepted by The World Bank and ADB under their policy of "Use of Country System" (UCS) and "Country Safeguard System" (CSS) in 2009 &amp; 2017 respectively.</p>	 <p><b>Conservation of Right of Way</b> Involvement of Forest has been reduced from 6% in 1998 to 2% (approx.) in 2020.</p>
 <p><b>Capital Investment*</b> ₹15,313 Crore</p>	 <p><b>EHVAC &amp; HVDC Sub-Stations*</b> 03 new sub-stations added during FY 2019-20 &amp; total 248 sub-stations as on March 31, 2020</p>	 <p><b>Geographic Information System applications –</b> Saves time and manpower for preliminary survey with reasonable accuracy</p>	 <p><b>Diversity and Inclusion</b> 678 Female Employees 209 Persons in PWD category employed</p>	 <p><b>CSR</b> Spent ₹346.21 Crore during FY 2019-20. Focus area - Education &amp; Health (GoI targets) Seven more POWERGRID Vishram Sadans being constructed</p>	 <p><b>Renewable Energy Integration</b> The Company, as CTU, has evolved transmission infrastructure for integration of potential REZ to fulfill GoI target of 175GW by 2022.</p>
 <p><b>Gross Fixed Assets*</b> ₹2,27,543 Crore</p>	 <p><b>Transformation Capacity*</b> 37,987 MVA added during FY 2019-20 &amp; total 4,09,899 MVA as on March 31, 2020</p>	 <p><b>Process Bus technology -</b> Reduced cabling, carbon footprint, commissioning time and enhanced diagnostics, addressed Interoperability Issues</p>	 <p><b>Recruitments</b> 224 Recruits during FY 2019-20</p>	 <p><b>For Skill Development</b> For Skill Development, particularly in the area of Transmission Line construction, Capacity Building Programmes are being conducted.</p>	 <p><b>Emission Control</b> During the Year, 4 fast EV-Charging stations established in Hyderabad and Kochi.</p>
 <p><b>Total Income*</b> ₹38,670.96 Crore</p>	 <p><b>Transmission System Availability</b> 99.82%</p>	 <p><b>TOCMS and PALMS Software Tools -</b> Developed in-house for online condition monitoring &amp; health indexing of Transformers &amp; Reactors fleet</p>	 <p><b>POWERGRID Academy of Leadership –</b> Learning and development Centre for Power Sector 861 Training programs during FY 2019-20</p>	 <p><b>Contribution to States</b> Carrying out village electrification works in UTs of J&amp;K and Ladakh under PMDP 2015</p>	 <p><b>Energy Management</b> Signed MoUs with IIT, Roorkee and NIT, Warangal for Energy Efficiency Enhancement.</p>
 <p><b>Profit after Tax*</b> ₹11,059.40 Crore</p>	 <p><b>Telecom Network Coverage</b> 66,922 kms, up from 60,900 kms during previous FY</p>		 <p><b>Training Man Days Per Employee</b> 4.66 during FY 2019-20</p>	 <p><b>Make in India</b> With POWERGRID's efforts, new plants &amp; facilities have been set up in past few years by a number of foreign manufacturers for equipment like GIS, transformers, reactors, STATCOM, OPGW etc.</p>	

\*On Consolidated Basis

**Shri K. Sreekant**

Chairman & Managing Director

Shri K. Sreekant (56 years), (DIN: 06615674) is Chairman & Managing Director of our Company. He is CMA and PGDM (Finance) from Management Development Institute, Gurgaon. He has over 34 years of experience in the power sector in the areas of Long Term Financial Planning, Investment Appraisals, formulation of Capital Budgets, Resource Mobilization from domestic and international markets, Corporate Accounts, Commercial, Regulatory Affairs and Enterprise Resource Planning Systems. He was appointed as CMD in August, 2019.



**Mrs. Seema Gupta**

Director (Operations)



Mrs. Seema Gupta (58 years), (DIN:06636330) is Director (Operations) of our Company. Prior to taking up this assignment, she was Executive Director (Northern Region-I) in the company. She is a graduate Engineer from Delhi College of Engineering (DCE) and also holds a Post Graduate Diploma in Management from IMT. She has more than 36 years of experience in power sector and has handled multi-disciplinary functions like Commercial, International Business, Corporate Planning, Corporate Monitoring Group and Central Transmission Utility in the Company. Before joining POWERGRID in 1991, she has worked for about 7 years in NTPC. She was appointed as a Director (Operations) on our Board in March, 2018.

**Shri Rajeev Kumar Chauhan**

Director (Projects)

Shri Rajeev Kumar Chauhan, (59 years), (DIN: 02018931) is Director (Projects) of our Company. He graduated from IIT Roorkee in Electrical Engineering and has a diverse experience of more than 35 years in EHV AC&DC transmission system covering almost all areas of the transmission system. He has been associated with POWERGRID since 1994 and has contributed to all segments of Power System Management in POWERGRID i.e. Project Management, CTU Planning, Design & Engineering (EHV AC & HVDC), Procurement, Site Execution, Operation & Maintenance, Consultancy, DMS, Commercial Functions in POWERGRID under various capacities and has played vital role in various prestigious HVDC projects of the Company. He has also served for 10 years in NTPC prior to joining POWERGRID in 1994. He has also authored technical papers in various forums. Presently, he is chairman of CIGRE NSC B4 committee for HVDC & Power electronics and the BIS ETD40 Group. He was appointed as a Director (Projects) on our Board in August, 2018.



**Shri Vinod Kumar Singh**

Director (Personnel)



Shri Vinod Kumar Singh aged 56 Years (DIN: 08679313) holds a B.Com(Hons) from Delhi University and a Post Graduate Management from Xavier Institute of Social Services (XISS), Ranchi. He started professional career in 1985 with an MNC followed by leading PSU NHPC. Since joining POWERGRID in 1992, he has worked at different levels, sites, RHQs & Corporate Centre in all facets of HR including Amalgamation, Turnaround & Culture Building. Prior to his joining as Director (Personnel), he has worked as Senior General Manager (Human Resource Development) handling flagship projects such as Capacity Building, restructuring policies & procedures for NER States, strategic alliances pertaining to Learning & Development for employees as well as external customers. He was appointed as Director (Personnel) on our Board in February, 2020.

**Mr. M. Taj Mukarrum**  
Director (Finance)

Mr. M. Taj Mukarrum (57 years), (DIN: 08097837) is Director (Finance) of our Company. He is an M.B.A. in Finance from Osmania University, Hyderabad. He had started his career in 1984 as an Executive Trainee in NTPC Limited. He has gained experience in the core areas of Finance & Accounts such as Financial Concurrence, Risk Management, Treasury Management, Financial due diligence of Projects, Long term financial planning, Investment Appraisals, Capital Budgeting and Resource mobilization. He had worked at various Project sites & Regional Headquarters across the country & corporate office. He was appointed as Director (Finance) on our Board in July, 2020.



**Shri Tanmay Kumar, IAS**  
Govt. Nominee Director

Shri Tanmay Kumar, IAS, 1993 (RJ) Batch (53 years), (DIN: 02574098) is B. Tech in Civil Engineering from IIT, Delhi and M. Tech in Soil Mechanics & Foundation Engineering from IIT, Delhi. He is presently working as Joint Secretary in Ministry of Power, Government of India and is looking after amongst other things, Transmission Sector, Power System Operation Corporation Limited and Grid Integration of Renewable Energy. He has served in various capacities in Government of Rajasthan for almost 27 years. He has worked as Chairman of Rajasthan Renewable Energy Corporation (RREC) for 5 years. He has a rich and varied experience of the power sector. He was appointed as a Govt. Nominee Director on our Board in March, 2020.



**Shri Manoj Kumar Mittal**  
Independent Director

Shri Manoj Kumar Mittal (56 years), (DIN: 07937052) graduated in Civil Engineering from BITS Pilani in 1985. He also earned his M.Sc. & MS degrees from the same Institute. He is practicing as Consulting Civil & Structural Engineer and has an experience of over 33 years in the field of Civil & Structural engineering Consulting. He also has expertise in structural retrofitting and rehabilitation of structures in distress. He has keen interest in the field of green & sustainable design of built environment. He is member of several professional bodies e.g. IEI (I), IAstructE, ICI, CEAI, CDC, ACCE (I), ACI-India Chapter, IBC and IOV. He is member of various BIS committees e.g. CED-29, and CED-54 & CED-46: P4, P11 & P19. Presently he is also affiliated with SPA-New Delhi as visiting faculty. He was appointed as an Independent Director on our Board in September, 2017.



**Mrs. A. R. Mahalakshmi**  
Independent Director

Mrs. A. R. Mahalakshmi (50 years), (DIN: 08187493) is an M.A., M.B.A., M.Phil., P.G.D.L.A. and a woman Entrepreneur. She has been honoured with many awards for her entrepreneurship and social works. She was appointed as an Independent Director on our Board in July, 2018.





**Shri Sunil Kumar Sharma**

Independent Director

Shri Sunil Kumar Sharma (63 years), (DIN: 03614952) has served as Chairman & Managing Director of Bharat Electronics Limited. He is a post graduate with MBA and gold medalist from University Engineering College, Bangalore. During his long professional tenure of about 4 decades, he has steered the development & execution of large defence projects and complex IT based national E-Governance projects such as Electronic Voting Machine, Biometrics for National Population Register and Smart Cards. He was appointed as an Independent Director on our Board in July, 2018.



**Shri M. N. Venkatesan**

Independent Director

Shri M. N. Venkatesan (64 years) (DIN: 02126022), B.Com, FCA is a practising Chartered Accountant specialising in Management and Financial Consultancy. He has wide experience of more than 36 years in the profession including as Statutory Central Auditor of Large Public Sector Banks for over 30 years. Presently, Shri Venkatesan is a senior partner of M.R. Narain and Co., Chartered Accountants, Chennai. He was appointed as an Independent Director on our Board in July, 2019.

**Shri Deepak Kashyap**

CVO

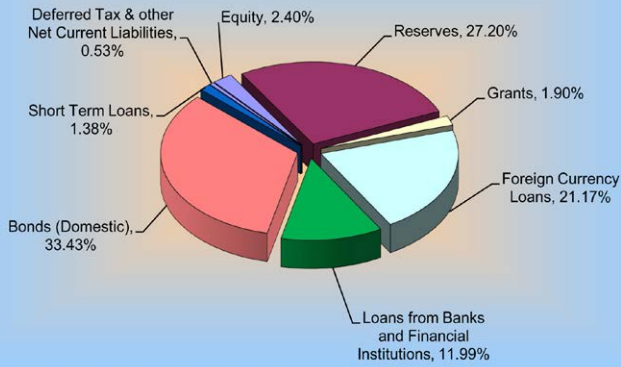
Shri Deepak Kashyap (58 years), a 1986 batch officer of Indian Railway Traffic Service is the Chief Vigilance Officer of POWERGRID. He graduated in English Honours from Patna University and has held various key posts such as CVO, BSNL, DRM, South Eastern Railway, Chief Commercial Manager / General Northern Railways, Member/ Rail Land Development Authority, and Director, Central Vigilance Commission. He has varied experience in administrative, establishment, vigilance, operations, revenue, tendering and allied disciplines. He is also credited with conceptualizing and commissioning Indian Railways' popular onboard magazine "Rail Bandhu". He was appointed as Chief Vigilance Officer of POWERGRID in May, 2019.



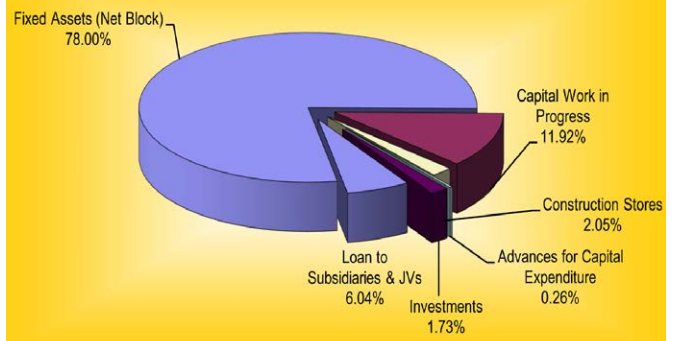
<b>List of Senior Executives as on 07<sup>th</sup> Aug 2020</b>				
<b>S.N</b>	<b>Name(S/Sh./Smt.)</b>	<b>Designation</b>	<b>Level</b>	<b>Department/Function/Region/Project</b>
<b>Corporate Centre</b>				
1	Sunil Agrawal	ED	E9	Asset Management, LD&C
2	T.C. Sarmah	ED & COO	E9	BDD & PI
3	B. Anantha Sarma	ED	E9	CMG
4	Abhay Chaudhary	ED	E9	Commercial, Regulatory Cell, CMD Coordination Cell
5	Atul Trivedi	ED	E9	Contract Services
6	Upendra Pande	ED	E9	Corporate Planning
7	Dr. Subir Sen	ED & COO	E9	CTU Planning, Smart Grid
8	K.K. Srivastava	ED	E9	DMS
9	Sanjay Garg	ED	E9	Energy Management Department
10	A.K. Arora	ED & COO	E9	Engg-HVDC, W/N IC Projects, Telecom-New Delhi
11	Ram Naresh Singh	ED	E9	Engg-(S/s, TL, Civil, Cost), FQA
12	Mahendra Kumar Singh	ED	E9	ESMD, CSR
13	P.V. Nath	ED	E9	ERP & IT
14	Anil Saberwal	ED	E9	HRD/POWERGRID Academy of Leadership - Manesar
15	Anil Mehra	ED & COO	E9	International Business
16	P. Pratap Kumar	ED	E9	Material Management
17	R.K. Arora	ED, COO & CISO	E9	Safety Cell, ISD, NTAMC - Manesar
18	A.K. Singhal	ED	E9	TBCB Cell
19	B.N.De.Bhowmick	ED	E9	Technology Development Dept.
20	Satish Chandra	Chief GM (I/c)	E8	Administration, Corporate Communications
<b>Regional Heads</b>				
21	D.K. Singh	ED	E9	Northern Region- I, New Delhi
22	Rakesh Kumar	ED	E9	Northern Region- II, Jammu
23	Sanjai Gupta	ED	E9	Northern Region- III, Lucknow
24	Rajesh Kumar	ED	E9	Eastern Region – II, Kolkata
25	Anoop Kumar	ED	E9	Southern Region – I, Secunderabad
26	S. Ravi	ED	E9	Southern Region – II, Bengaluru
27	Shankar Datt Joshi	ED	E9	Western Region – II, Vadodara and Western Region – I, Nagpur
28	Asit Kumar Maiti	Chief GM (I/c)	E8	Eastern Region – I, Patna
29	R.K. Tyagi	Chief GM (I/c)	E8	North Eastern Region, Shillong
<b>Other Heads</b>				
30	Rajiv Kumar	ED	E9	NERPSIP, Guwahati
31	A.K. Mishra	ED	E9	R-P-T HVDC Project, Bengaluru
32	Ravindar Kumar S.	Chief GM (I/c)	E8	Odisha Projects, Bhubaneswar
<b>On Deputation to other Organization(s)</b>				
33	T. Pandey	ED	E9	Bihar Grid Company Limited
34	A.S. Kushwaha	ED	E9	Jaypee POWERGRID Ltd.

POWERGRID's PERFORMANCE

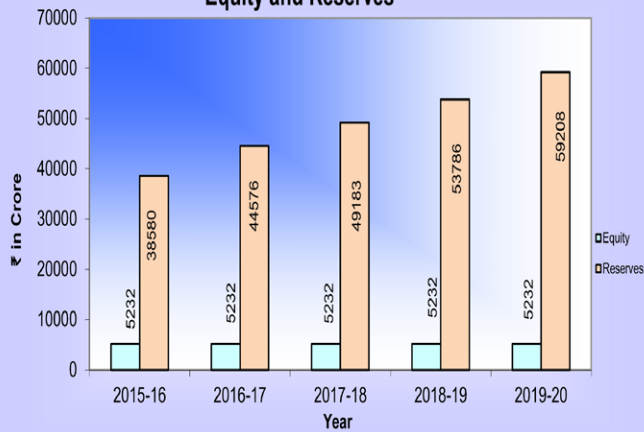
Sources of Funds (%) - 2019-20



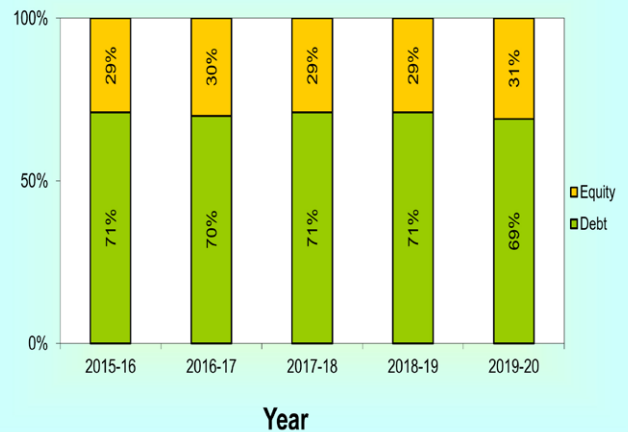
Application of Funds (%) - 2019-20



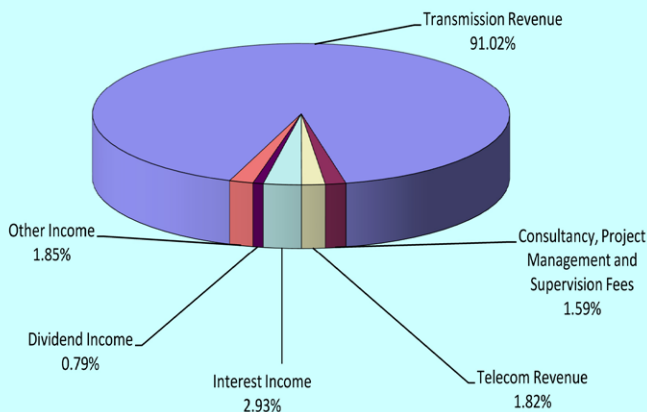
Equity and Reserves



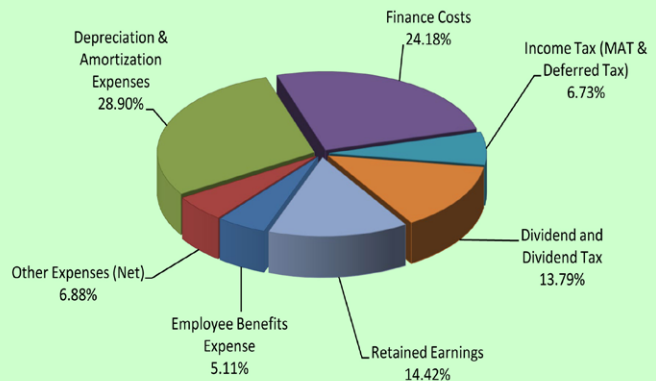
Debt Equity Ratio (%)



Income Break-up (%) - 2019-20



Distribution of Revenue (%) - 2019-20



**FIVE YEARS' SUMMARY - STANDALONE  
OPERATING RESULTS**

(₹ in crore)

Particulars	2019-20	2018-19	2017-18	2016-17	2015-16
<b>(A) EARNED FROM :</b>					
Transmission Revenue	<b>33932.94</b>	32616.99	28447.16	24411.66	19732.06
Other Operative Revenue - Transmission	<b>943.41</b>	227.95	48.66	218.62	76.04
Consultancy Revenue					
- Sales of Services	<b>610.98</b>	610.93	662.18	582.43	465.46
Telecom Revenue	<b>698.21</b>	663.25	606.59	497.36	392.25
Other Income	<b>2132.43</b>	1498.95	1001.73	866.63	577.49
<b>Total Earnings</b>	<b>38317.97</b>	<b>35618.07</b>	<b>30766.32</b>	<b>26576.70</b>	<b>21243.30</b>
<b>(B) PAID &amp; PROVIDED FOR :</b>					
Employees benefits expense	<b>1959.47</b>	1783.57	1599.09	1377.13	993.72
Finance costs	<b>9813.62</b>	9091.42	7590.66	6303.83	5134.93
Depreciation and amortization expense	<b>11073.18</b>	10200.67	9091.25	7662.80	6179.80
Other Expenses	<b>2824.35</b>	3053.43	2215.70	1733.11	1394.29
<b>Total Expenses</b>	<b>25670.62</b>	<b>24129.09</b>	<b>20496.70</b>	<b>17076.87</b>	<b>13702.74</b>
<b>Profit before Tax &amp; Regulatory Deferral Account Balances</b>	<b>12647.35</b>	11488.98	10269.62	9499.83	7540.56
Tax expense:					
Provision for tax (MAT)	<b>2230.74</b>	2489.43	2169.01	1988.45	1574.79
Deferred Tax (Net)	<b>1288.83</b>	(3465.87)	3140.15	2680.23	1828.64
	<b>3519.57</b>	(976.44)	5309.16	4668.68	3403.43
Profit for the period before Regulatory Deferral Account Balances	<b>9127.78</b>	12465.42	4960.46	4831.15	4137.13
Movement in Regulatory Deferral Account Balances-Income/ (Expenses) (net of tax)	<b>1683.40</b>	(2526.87)	3284.19	2689.00	1811.37
<b>Profit after Tax</b>	<b>10811.18</b>	9938.55	8244.65	7520.15	5948.50
Other Comprehensive Income	<b>(104.02)</b>	(16.30)	8.03	49.83	(11.97)
<b>Total Comprehensive Income for the period</b>	<b>10707.16</b>	9922.25	8252.68	7569.98	5936.53
Dividend	<b>4425.92</b>	4514.87	3034.33	1313.12	1103.87
Dividend Tax	<b>858.69</b>	909.57	610.64	264.76	221.41

## ANNUAL REPORT 2019-20

<b>FINANCIAL POSITION</b>		(₹ in crore)				
<b>Particulars</b>	<b>2019-20</b>	<b>2018-19</b>	<b>2017-18</b>	<b>2016-17</b>	<b>2015-16</b>	
<b>(A) WHAT THE COMPANY OWNED:</b>						
Property, Plant & Equipments (^)	<b>215190.84</b>	197792.69	177100.25	149730.18	121336.82	
Less: Accumulated Depreciation	<b>45354.41</b>	33932.71	23489.90	14222.22	6394.52	
Net Property, Plant & Equipments (^)	<b>169836.43</b>	163859.98	153610.35	135507.96	114942.30	
Capital Work in Progress (including Construction Stores)	<b>30399.63</b>	33578.08	30307.12	35884.13	43795.15	
Investment Property	<b>0.03</b>	0.03	0.03	0.03	0.03	
Advances for Capital Expenditure	<b>572.45</b>	1056.98	2670.86	3057.92	3020.19	
Non-current Investments	<b>3763.66</b>	2756.53	1608.24	1327.55	836.08	
Regulatory Assets	<b>10123.06</b>	8083.27	11304.22	7975.80	5286.80	
Other Non-current Loans & Advances	<b>22445.28</b>	19265.82	12094.12	7744.22	6125.58	
Current Assets, Loans & Advances	<b>18409.12</b>	17872.31	12300.20	11050.05	9652.25	
<b>TOTAL (A)</b>	<b>255549.66</b>	<b>246473.00</b>	<b>223895.14</b>	<b>202547.66</b>	<b>183658.38</b>	
<b>(B) WHAT THE COMPANY OWED:</b>						
Long Term Loans:						
- From Banks & Financial Institutions	<b>24653.40</b>	24736.00	17078.00	12902.00	12031.00	
- Foreign Currency Loans	<b>43005.72</b>	38557.63	32858.02	29511.71	29256.76	
- Domestic Bonds	<b>67761.99</b>	67745.88	72484.30	68549.46	58885.55	
Total Long-term Borrowings	<b>135421.11</b>	131039.51	122420.32	110963.17	100173.31	
Current maturities of Long Term Loans	<b>9558.53</b>	10746.85	7792.64	6234.74	6081.60	
Working Capital Loan (short-term)	<b>3000.00</b>	4300.00	1000.00	1500.00	2000.00	
Current Liabilities & Provisions	<b>16531.08</b>	17067.29	18107.29	17024.39	16202.66	
Deferred Tax Liability (Net)	<b>11381.85</b>	10093.02	13558.89	10418.74	7738.51	
Deferred Revenue-Advance against Depreciation	<b>1170.80</b>	1323.45	1504.09	1624.81	1770.66	
Deferred Revenue-DFCFI/E Account	<b>5598.21</b>	3960.26	2903.76	3107.26	3818.31	
Grants in Aid	<b>4147.01</b>	4173.32	559.56	150.30	109.17	
Non-current Provisions	<b>424.71</b>	368.15	716.87	789.56	650.45	
Other non-current Liabilities	<b>3876.67</b>	4384.01	916.76	927.44	1302.48	
<b>TOTAL (B)</b>	<b>191109.97</b>	187455.86	169480.18	152740.41	139847.15	
<b>(C) NET WORTH OF THE COMPANY REPRESENTED BY :</b>						
Equity Share Capital	<b>5231.59</b>	5231.59	5231.59	5231.59	5231.59	
Other Equity	<b>59208.10</b>	53785.55	49183.37	44575.66	38579.64	
<b>TOTAL (C)</b>	<b>64439.69</b>	59017.14	54414.96	49807.25	43811.23	
<b>TOTAL (B+C)</b>	<b>255549.66</b>	<b>246473.00</b>	<b>223895.14</b>	<b>202547.66</b>	<b>183658.38</b>	
<b>CAPITAL EMPLOYED</b> (Net Fixed Assets+Net Current Assets)	<b>159155.94</b>	<b>149618.15</b>	<b>139010.62</b>	<b>121798.88</b>	<b>100310.29</b>	

**FINANCIAL POSITION (Contd.)**

Particulars	2019-20	2018-19	2017-18	2016-17	2015-16
<b>(E) RATIOS</b>					
Net Profit to Capital Employed(%)	<b>6.79</b>	6.64	5.93	6.17	5.93
Net Profit to Net Worth(%)	<b>16.78</b>	16.84	15.15	15.10	13.58
Net Worth per Rupee of Paid-up Capital (₹)	<b>12.32</b>	11.28	10.40	9.52	8.37
Debt/Equity Ratio (#)	<b>69:31</b>	71:29	71:29	70:30	71:29
Current Ratio	<b>0.63:1</b>	0.56:1	0.46:1	0.45:1	0.40:1
Earning per Share (Basic & Diluted EPS) (₹)	<b>20.67</b>	19.00	15.76	14.37	11.37
Book Value per share (₹)	<b>123.17</b>	112.81	104.01	95.20	83.74
Dividend per share (₹)	<b>8.46</b>	8.63	5.80	2.51	2.11
Capital Expenditure (including TBCB) on cash basis	<b>15313</b>	25807	25791	24429	22584
<b>(F) OTHER IMPORTANT INFORMATION</b>					
Length of Transmission Lines (ckm.)	<b>156884</b>	153075	148149	139077	129354
No. of Substations	<b>244</b>	242	234	219	207
Transformation Capacity (MVA)	<b>400269</b>	365282	331163	289543	254848
No. of Employees (\$)	<b>9583</b>	9886	9465	9346	8606
Transmission Network Availability (%)	<b>99.82%</b>	99.71%	99.81%	99.79%	99.72%

(^) 'Property, Plant & Equipment' includes 'Other Intangible Assets' also.

(#) For calculation of Debt-Equity Ratio, Loan liability also include Current Maturities of Long Term Loans.

(\$) Including FTB employees.

**DIRECTORS' REPORT**

Dear Shareholders,

On behalf of the Board of Directors, it gives me immense pleasure in presenting the 31<sup>st</sup> Annual Report on the performance of the Company, together with the Audited Financial Statements for the financial year ended 31<sup>st</sup> March 2020.

The Company achieved yet another year of excellent performance, enriching the quality of lives of millions through efficient and reliable power transmission services and value creation for its stakeholders.

**1. 'MAHARATNA' STATUS - A NEW IDENTITY**

The Company has been conferred the 'Maharatna' CPSE Status by the Government of India on 23<sup>rd</sup> October, 2019 coinciding with the completion of 30 years of incorporation of the Company. The Maharatna status provides enhanced powers to the Board of the Company enabling the management to exercise greater financial autonomy.

**Commemorating its new identity as a Maharatna, the Company adopted a new logo which reflects gesture of service to the people & nation, commitment to green energy, sustainability, stability and excellence in technology.**

**2. MAJOR HIGHLIGHTS OF FY 2019-20**

<b>Transmission Assets Commissioned</b>	<ul style="list-style-type: none"> <li>4,984 circuit km (ckm.) of Extra High Voltage (EHV) transmission lines.</li> <li>37,987 Mega Volt Ampere (MVA) transformation capacity and 3 new substations. (including 1,175 ckm. of transmission lines, 3,000 MVA transformation capacity and 1 new substation added by subsidiaries.)</li> </ul>
<b>Transmission System Performance</b>	<ul style="list-style-type: none"> <li>System Availability: 99.82%.</li> <li>Number of tripping per line: 0.39</li> </ul>
<b>Inter-Regional Power Transfer Capacity Added</b>	<ul style="list-style-type: none"> <li>3,000 MW</li> </ul>
<b>Communication Network (OPGW) Added</b>	<ul style="list-style-type: none"> <li>4,700 km</li> </ul>
<b>Important Projects Commissioned</b>	<ul style="list-style-type: none"> <li>±800 kV, Champa – Kurukshetra HVDC Bipole-2 (Pole-III and Pole IV) connecting Western and Northern regions.</li> <li>Green Energy Corridor (ISTS) portion.</li> <li>11 Renewable Energy Management Centres on behalf of Government of India.</li> </ul>
<b>Capitalization</b>	<ul style="list-style-type: none"> <li>₹20,329 crore (including by subsidiaries)</li> </ul>
<b>Capital Investment</b>	<ul style="list-style-type: none"> <li>₹15,313 crore (including by subsidiaries)</li> </ul>
<b>Income and Profit</b>	<p><b>Standalone:</b></p> <ul style="list-style-type: none"> <li>Total Income: ₹38,317.97 crore</li> <li>Profit After Tax (PAT): ₹10,811.18 crore</li> </ul> <p><b>Consolidated:</b></p> <ul style="list-style-type: none"> <li>Total Income: ₹38,670.96 crore</li> <li>PAT: ₹11,059.40 crore</li> </ul>
<b>Telecom Revenue</b>	₹698.21 crore
<b>Consultancy Revenue</b>	₹610.98 crore
<b>TBCB Subsidiaries</b>	<ul style="list-style-type: none"> <li>Total Income: ₹1,668 crore</li> <li>PAT: ₹366 crore</li> <li>POWERGRID Southern Interconnector Transmission System Limited became fully operational</li> <li>7 projects including 4 in ISTS and 3 in intra-State acquired</li> </ul>
<b>Dividend</b>	<ul style="list-style-type: none"> <li>₹10 per share declared for FY 2019-20 [including ₹5.96 (interim dividend) per share paid and ₹4.04 per share recommended for approval of shareholders].</li> </ul>

### 3. FINANCIAL PERFORMANCE

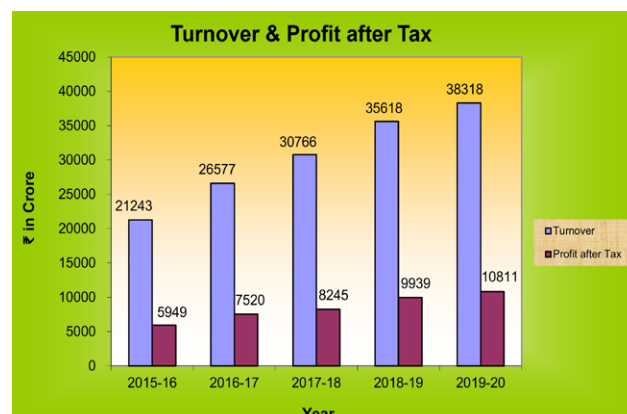
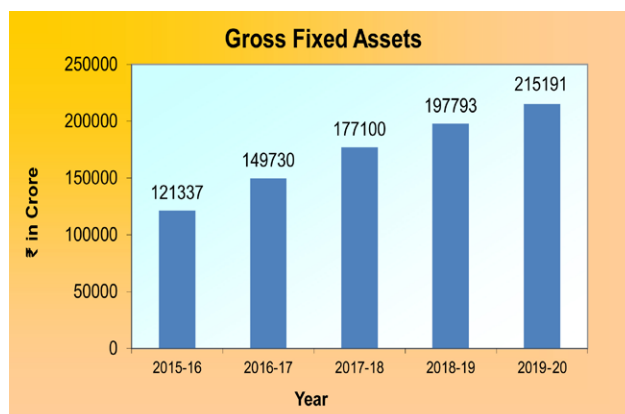
The Company maintained its sound Financial Performance in FY 2019-20. The Financial Performance during FY 2019-20 as compared to the previous year 2018-19 on standalone basis is summarized below:

(All Figures except per share data is in units as indicated)

Description	2019-20		2018-19		Y-o-Y
	₹ (crore)	US \$ (million)	₹ (crore)	US \$ (million)	Growth
<b>Revenue</b>					
<b>Transmission Charges</b>	34,876.35	4,631.65	32,844.94	4,361.88	6.18%
<b>Consultancy-Sale of Services</b>	610.98	81.14	610.93	81.13	0.01%
<b>Telecom</b>	698.21	92.72	663.25	88.08	5.27%
<b>Other Income</b>	2,132.43	283.19	1,498.95	199.06	42.26%
<b>Total Income</b>	38,317.97	5,088.71	35,618.07	4,730.16	7.58%
<b>Profit After Tax (PAT)</b>	10,811.18	1,435.75	9,938.55	1,319.86	8.78%
<b>Earnings per Share</b>	₹20.67	US\$ 0.27	₹19.00	US\$ 0.25	8.79%
<b>Book Value per Share</b>	₹123.17	US\$ 1.64	₹112.81	US\$ 1.5	9.18%
<b>Gross Fixed Assets</b>	215,190.84	28,577.80	197,792.69	26,267.29	8.80%
<b>Long Term Borrowings*</b>	144,979.64	19,253.60	141,786.36	18,829.53	2.25%
<b>Net Worth</b>	64,439.69	8,557.73	59,017.14	7,837.60	9.19%
<b>Debt Equity Ratio</b>	69:31		71:29		-
<b>Return on Net Worth</b>	16.78%		16.84%		-

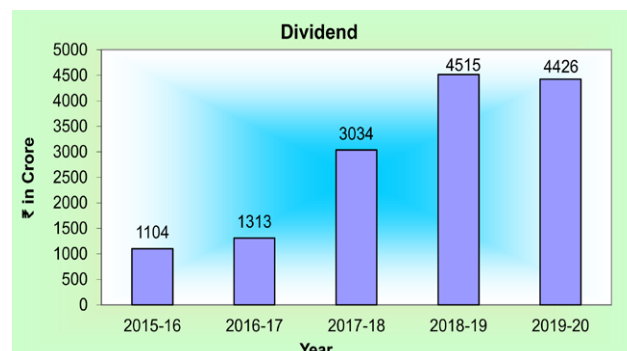
\* Including current maturities of Long-Term Borrowings.

Convenience conversion at US\$ 1 = ₹75.3, as on 31.03.2020.



#### 3.1. DIVIDEND PAYOUT

For FY 2019-20, the Company has proposed a final dividend of ₹4.04 per share in addition to ₹5.96 per share of interim dividend paid in March 2020 taking total dividend for the financial year 2019-20 to ₹10.00 per share. The total dividend payout for the year amounts to ₹5,231.59 crore (including an interim dividend of ₹3,118.02 crore). The final dividend shall be paid after approval at the Annual General Meeting. The total payout ratio, including dividend distribution tax paid on the interim dividend, for the year was 54%.





**3.2. TRANSFER TO RESERVES**

For the FY 2019-20, appropriation of profit has been made as follows:

- a. General Reserve: ₹5,000.00 crore
- b. Bonds Redemption Reserve: ₹439.88 crore
- c. Self-Insurance Reserve: ₹262.63 crore

**3.3. GOI SHAREHOLDING**

During the year, the Govt. of India divested 4.03% shares through transfer of shares to exchange traded funds, resulting in GoI shareholding reducing from 55.37% at the end of FY 2018-19 to 51.34% at the end of 2019-20.

The details are as under:

Bharat 22 ETF sale in October, 2019	0.40%
CPSE ETF sale in February, 2020	3.63%
<b>Total</b>	<b>4.03%</b>

**4. MOU PERFORMANCE**

The Company has been rated 'Excellent' in FY 2018-19 for its performance in terms of the MoU with Ministry of Power, continuing with the consistent trend of achieving 'Excellent' rating since 1993-94, the year it signed its first MoU with Ministry of Power.

**5. OPERATIONAL PERFORMANCE**

**5.1. ASSET MANAGEMENT**

In FY 2019-20, the Company achieved 99.82% availability of transmission network with number of tripping per line contained at 0.39. As on 31<sup>st</sup> March 2020, the transmission assets owned and operated by the Company (standalone) consist of 1,225 transmission lines aggregating to 156,884 ckm., 244 substations (including 15 HVDC substations and 43 GIS substations) with 400,269 MVA of transformation capacity. The assets include more than 1,300 transformers, 14 STATCOMs and 5 Static Var Compensators (SVC), besides a number of Series Reactors and Thyristor Controlled Series Compensators (TCSC)/ Fixed Series Compensators (FSC).

As on 31<sup>st</sup> March 2020, the Company's total transmission assets including its wholly owned subsidiaries consist of 1,264 transmission lines aggregating to 163,282 ckm., 248 substations with an aggregate transformation capacity of 409,899 MVA.

Adoption of best technological tools available for asset monitoring, meticulous planning, observance of well laid procedures and commitment of our employees enabled the Company to achieve high operational performance of its mammoth and geographically wide spread asset network.

**Significant key operational achievements during the year**

- Six HVDC convertor transformers were overhauled and one 765 kV line reactor was repaired at site, saving both time and cost related with transportation. It was the first instance that on-site repair of the 765 kV class reactor was carried out by the Company.
- In-house protection audit of more than 120 substations.
- Aerial patrolling of 2,500 route km. of transmission lines using gimbal mounted cameras (including thermal and corona cameras).

**5.2. NATIONAL TRANSMISSION ASSET MANAGEMENT CENTRE (NTAMC), MANESAR AND REGIONAL TRANSMISSION ASSET MANAGEMENT CENTRES (RTAMCS)**

The Company has established NTAMC at Manesar, near Gurugram, Haryana and RTAMCs at various locations across the country, which are manned round-the-clock by experts for effective monitoring and management of assets. These state-of-the-art centres have been facilitating remote operation of the system and monitoring of various parameters on real time basis, at regional and national levels.

During the year 2019-20, twenty-four (24) substations were integrated with NTAMC for remote operation. At the end of FY 2019-20, total 234 substations are being operated remotely from these asset management centres. The Company established its eleventh RTAMC, at Bhubaneswar (Odisha) in FY 2019-20.

**5.3. OPERATION & MAINTENANCE BENCHMARKING IN POWERGRID**

The Company, for the past many years, has been participating in the International Transmission Operation and Maintenance Study (ITOMS), a global O&M benchmarking platform, comprising 32 leading global power transmission utilities, where it has consistently ranked among the top performing transmission companies.

The Company also undertakes internal benchmarking process on key performance indicators to evaluate operational performance on a regular basis with an objective to identify gaps, share key initiatives and identify focus areas to achieve optimum operational performance.

#### **5.4. ADOPTION OF LATEST TECHNOLOGY**

The Company has developed an in-house software tool, **POWERGRID Asset Life Management System (PALMS)**, for improved monitoring of its fleet of transformers and reactors. At the end of FY 2019-20, nearly 1,300 transformers and 1,700 reactors are being monitored through this system and the analysis of data generated empowers asset managers with better knowledge and awareness about the assets, helping them in timely and appropriate decision making.

Further, the Company uses various technological tools for ensuring better availability of transmission lines such as aerial patrolling of transmission lines, thermo-vision scanning, corona camera, high resolution video and digital camera, android based patrolling application for live updation of data and effective monitoring of critical locations etc.

#### **5.5. CYBER SECURITY**

The Company works in close liaison with the designated statutory bodies, namely Indian Computer Emergency Response Team (CERT-In) and National Critical Information Infrastructure Protection Centre (NCIIPC). The advisories issued by these institutions from time to time are complied with and shared with other Transmission Sector utilities also.

The cyber security initiatives are led by Chief Information Security Officer (CISO) through the Information Security Department. The Corporate Office and the Regional Headquarters of the Company are certified for ISO:27001 Information Security Management System.

The Company undertakes extensive training programs for its staff and participates in programs organized by CERT-In and NCIIPC.

#### **5.6. SAFETY**

Safety is given due importance with a three-tier setup (Corporate Centre, regions and site levels) in POWERGRID for implementation of safety policy, rules and guidelines. These are monitored routinely, and learnings are widely circulated from time to time. The contractual provisions for safety are reviewed and amended to augment the safety commitment by all working agencies with their feedback. Adherence to the best industrial practice implementation is aimed at work sites.

Safety audits/ inspections, trainings, safety briefings, mock-drills are carried out for all contract workers and POWERGRID staff at various O&M and construction sites. More than 550 safety audits/ inspections, about 1000 safety-training sessions, 1100 safety briefings and 950 mock-drills were carried out during FY 2019-20. Besides above, safety day/ fortnight celebrations, involving employees and contractual workers, help in creating awareness for adherence to safety.

### **6. DISASTER MANAGEMENT**

In the event of any natural calamity or disaster, the Company has always been at forefront to contribute in restoration of the power system as well as providing manpower and relief material in the affected areas. The Company maintains strategic spares such as Emergency Restoration Systems (ERS) to facilitate early restoration and conducts regular training through periodic mock drills.

#### **RESTORATION WORKS DURING 'FANI' CYCLONE**

In May 2019, "FANI", one of the strongest cyclones in Bay of Bengal in the last 20 years, hit the State of Odisha, which caused massive damage to power transmission/ distribution systems in the State, especially in the districts of Puri, Bhubaneswar and Cuttack.

Based upon the inputs of India Meteorological Department (IMD), the Company took preparatory steps before the onset of cyclone which helped to mitigate the impact and quickly restore the affected transmission elements. The Company also extended its full support to the transmission and distribution utilities of the State by providing men and material for early restoration of their damaged transmission and distribution network.

### **7. PROJECT IMPLEMENTATION**

In FY 2019-20, the Company has commissioned 4,984 kkm. of EHV transmission lines, 37,987 MVA transformation capacity and 3 new substations. This includes 1,175 kkm. of EHV transmission lines, 3,000 MVA transformation capacity and 1 substation added during the year by the Company's wholly owned TBCB subsidiaries.

Further, about 4,700 km of OPGW network was added during the year to support voice and data communication with Regional Load Despatch Centres (RLDCs)/ State Load Despatch Centres (SLDCs) for effective grid management.

During the year, a number of Right-of-Way (RoW) issues were resolved successfully with the support from local bodies/state governments as well as active intervention from Ministry of Power.

#### **7.1. MAJOR TRANSMISSION ASSETS COMMISSIONED**

##### **INTER-REGIONAL LINES**

- ± 800 kV Champa & Kurukshetra HVDC Station Bipole-2 (Pole-III and Pole-IV).

### GREEN ENERGY CORRIDOR

- 765 kV Double Circuit (D/c) Bikaner - Moga (POWERGRID) line;
- 765 kV D/c Ajmer (new) – Bikaner line along with 765/400 kV Bikaner Substation;
- 400 kV D/c LILO of one circuit of Bhadla (RVPN) - Bikaner (RVPN) line at Bikaner (New);
- Augmentation at 765/400/220 kV Bhuj Substation.

### TRANSMISSION SYSTEM ASSOCIATED WITH ULTRA MEGA SOLAR PARKS

- 765 kV D/c Bhadla - Bikaner line along with 765/400/220 kV Bhadla Substation;
- 400 kV D/c Bhadla (POWERGRID) - Bhadla (RVPN) line;
- 400 kV D/c Hiriyur – Mysore line circuit-I.

### TRANSMISSION SYSTEM FOR STRENGTHENING OF SOUTHERN REGION GRID

- 765 kV D/c Vemagiri - Chilkaluripeta line(TBCB);
- 765 kV D/c Chilkaluripeta - Cudappah line along with 765/400 kV Chilkaluripeta Substation(TBCB);
- 400 kV D/c Chilkaluripeta - Narasaraopeta line(TBCB);
- 400 kV D/c Edamon (KSEB) - Muvattupuzha (POWERGRID) line;
- 400 kV D/c Madhugiri – Yelahanka (Quad) line.

### OTHER IMPORTANT TRANSMISSION LINES

- 400 kV Single Circuit (S/c) Singrauli - Allahabad line;
- 400 kV D/c Nabinagar II - Patna (Quad) line;
- 400 kV S/c New Purnea - Gokarna & 400 kV S/c New Purnea - Farakka lines (both are sections of 400 kV D/c Rajarhat - Purnea line along with 1x500 MVA (ICT-II) at 400/220 kV Rajarhat Substation);
- 400 kV S/c LILO of Lonikhand (MSEB) - Kalwa (MSEB) line at Navi Mumbai along with 400/220 kV Navi Mumbai GIS substation;
- 220 kV D/c Kishanganga - Wagoora line;
- Re-conductoring of 220 kV D/c New Purnea – Purnea line with HTLS conductor.

## 8. CAPITAL INVESTMENT, FUND MOBILIZATION & NEW PROJECTS

During the year, the Company made a capital investment of ₹15,313 crore on consolidated basis. To finance this investment, the Company mobilised ₹6,391 crore through bonds & term loans, ₹3,935 crore through External Commercial Borrowings (ECB)/ Suppliers' Credit, ₹4,682 crore from Internal Resources and ₹305 crore through grants received from Power System Development Fund & from Central Financial Assistance (Ministry of New and Renewable Energy).

During the year, investment approvals for transmission projects under regulated tariff mechanism worth about ₹3,986 crore have been accorded. Further, the Company also acquired projects estimated at ₹6,600 crore under TBCB mechanism during FY 2019-20.

## 9. SUBSIDIARIES ACQUIRED THROUGH TARIFF BASED COMPETITIVE BIDDING (TBCB)

Since 2011, the Company has been participating in the TBCB process mandated by GoI for allocating transmission projects. The projects so acquired are housed in project-specific wholly owned subsidiaries of the Company.

During the year, the Company emerged successful in 7 projects, which included four (4) ISTS projects associated with renewable energy and 3 intra-State projects.

As on 31<sup>st</sup> March 2020, eight subsidiaries were operational with total transmission assets comprising 39 transmission lines with 6,398 ckm. and 4 substations with aggregate transformation capacity of 9,630 MVA.

Cumulatively, the Company, at the end of FY 2019-20, owned 20 TBCB subsidiaries, the details of which are provided in the Management Discussion & Analysis Report (MDAR).

## 10. COMMERCIAL HIGHLIGHTS

As per the CERC (Sharing of Inter-State Transmission Charges and Losses) Regulations 2010, POWERGRID, as the Central Transmission Utility (CTU), has been entrusted with the responsibility of billing & collecting transmission charges on behalf of all ISTS licensees in the country and disbursing to them. The Company is fulfilling the assigned responsibilities effectively and achieved remarkable collection efficiency of 100% for FY 2019-20.

CERC's Tariff Regulations, 2019 for the tariff block 2019-24, came into effect from 2019-20. Accordingly, the Company has submitted all true-up petitions corresponding to orders received for the 2014-19 period within the timelines given by CERC.

## 11. STRENGTHENING OF NATIONAL GRID AND CROSS BORDER INTERCONNECTIONS

### 11.1. INTER - REGIONAL POWER TRANSMISSION CAPACITY

In FY 2019-20, ±800 kV Champa – Kurukshehra HVDC Bipole-2 (Pole-III and Pole-IV) was commissioned, enhancing inter-regional power transfer capacity of the National Grid by 3,000 MW.

Cumulatively, the inter-regional power transfer capacity of the transmission assets belonging to the Company was 87,090 MW, as on 31<sup>st</sup> March 2020 and cumulative inter-regional power transfer capacity of the National Grid was 102,050 MW as on 31<sup>st</sup> March 2020.

### 11.2. CROSS-BORDER INTERCONNECTIONS

In FY 2019-20, power transfer from Mangdhechu HEP in Bhutan to India was facilitated through Mangdhechu – Jigmeling – Alipurduar 400 kV D/c line (via Punatsangchu). This has enhanced cumulative power transfer capacity through cross-border interconnections with neighbouring countries to about 3,830 MW (with Bhutan, Bangladesh, Nepal and Myanmar).

In addition to above, following high capacity 400 kV and 765 kV cross-border interconnections are under implementation:

#### INTERCONNECTIONS WITH NEPAL:

- Operation of Muzaffarpur – Dhalkebar 400 kV D/c link at 400 kV (presently operated at 220 kV level);
- 400 kV D/c (Quad) Gorakhpur (India) – New Butwal (Nepal) transmission line;

#### INTERCONNECTIONS WITH BHUTAN

- Jigmeling (Bhutan) – Alipurduar (India) 400 kV D/c (Quad) transmission line.

#### INTERCONNECTIONS WITH BANGLADESH

- Second 400 kV D/c Baharampur – Bheramara transmission line.

## 12. INTEGRATION OF RENEWABLE ENERGY (RE), CONNECTIVITY, LONG TERM ACCESS (LTA) & MEDIUM TERM OPEN ACCESS (MTOA)

The Company, as the Central Transmission Utility (CTU) and in consultation with various stakeholders, has evolved a comprehensive transmission scheme for grid integration of various Renewable Energy Zones (66.5 GW) in the country. These transmission schemes are being taken up for implementation in a progressive manner.

The Company, as the CTU, is also the nodal agency for processing & grant of Connectivity, Long Term Access (LTA) and Medium-Term Open Access (MTOA) to various applicants.

During FY 2019-20, CTU has granted Connectivity to 131 eligible applicants for a quantum of about 42,796 MW (cumulative 580 applicants for a quantum of about 229,400 MW by March 2020) and LTOA/LTA to 38 applications for a quantum of about 9,614 MW (cumulative 275 applications for a quantum of about 114,700 MW by March 2020). Also, based on available margins in the transmission capacity, MTOA has also been granted to 13 applications for a total quantum of about 1,795 MW (cumulative 151 applications for a total quantum of about 16,300 MW by March 2020).

The plans for separation of CTU functions from the Company has been discussed in the Management Discussion and Analysis section placed at **Annexure-I** of this Report.

## 13. OTHER BUSINESSES

### 13.1. TELECOM BUSINESS- 'POWERTEL'

The Company is leveraging its country-wide transmission infrastructure for its telecom business under the brand name 'POWERTEL'. The Company is providing a range of services under its Unified License as National Long Distance (NLD) and Internet Service Provider – Category 'A' (ISP-'A') service authorizations. To increase its network reach for business opportunities, the Company is also partnering with last mile connectivity providers, transmission utilities and state electricity utilities for RoW, fiber leasing, etc. The Company has a strong portfolio of clients in diverse businesses including Central and State Governments, CPSEs, private sector entities, global and domestic IT companies etc.

Apart from point-to-point leased line bandwidth services, internet services, the Company is also catering to customers in the enterprise segment by providing Virtual Private Networks (VPN) upto 10 Gbps connectivity on its Multi-Protocol Label Switching (MPLS) cloud.

During the year 2019-20, the Company's telecom network coverage increased to 66,922 km from 60,990 km at the end of previous year and the telecom backbone availability for the year was 99.97%. The Company extended support to its clients during the Covid-19 lockdown period by ensuring quick response to their upgradation and other customer service requests.

With a view to capitalise on Govt.'s thrust on increased usage of its Government e-Marketplace (GeM) portal by government entities, for procurement of goods and services, the Company, during the year, registered itself as a 'Seller' on the GeM portal for its telecom services. This is expected to open a new sales channel and provide a wider reach for our services.

The Company is exploring new businesses like use of transmission towers for telecom purposes by providing power to the telecom antennae and setting up of Data Centres. Further, with a vision to directly serve neighbouring countries with reliable connectivity, POWERGRID has applied to the Department of Telecommunication (DoT) for grant of ILD service authorization in its existing Unified License.

During the year, the Company has initiated the process of incorporation of a wholly owned subsidiary company for Telecom business.

### **BHARAT NET**

The Company is one of the implementing agencies for 'Bharat Net' Phase-I project envisaged to provide broadband connectivity to Gram Panchayats (GPs), thus making valuable contribution to the initiatives of the Govt. of India for Digital India.

The Company has laid OFC for 10,590 GPs by the end of FY 2019-20, out of 10,838 GPs allotted to the Company by Bharat Broadband Network Limited (BBNL) under Phase-I. The scope of work is spread across 39 districts in 5 states viz., Andhra Pradesh, Telangana, Himachal Pradesh, Jharkhand & Odisha.

### **13.2. CONSULTING SERVICES**

Owing to its rich experience in project management as well as technical capabilities earned through implementation of large and complex power transmission projects, sub-transmission system, distribution management, load dispatch & communications, in India and abroad, the Company has established itself as a reputed power transmission and distribution consultant. The Company is providing its services as consultant/ training partner to various agencies within as well as outside the country.

#### **DOMESTIC MARKET**

The Company, in FY 2019-20, successfully carried out electrification of Pune-Shindwane and Miraj-Kolhapur sections under the Railway Electrification assignments of the Indian Railways. During the year, the Company also commissioned three transmission lines (220 kV & 132 kV) and one 220/132 kV substation for Jharkhand Urja Sancharan Nigam Limited.

The Company, as a Consultant on behalf of Govt. of India, is implementing two important projects for strengthening of the Intra-State Transmission and Distribution Systems (33 kV and above) namely 'North Eastern Region Power System Improvement Project (NERPSIP)', which is funded by The World Bank & Govt. of India on 50:50 basis for six (6) States (Assam, Manipur, Meghalaya, Mizoram, Tripura and Nagaland) and 'Comprehensive Scheme for strengthening of Transmission & Distribution in Arunachal Pradesh and Sikkim', which is a GoI funded project.

Further, the Company bagged 39 new consultancy assignments in FY 2019-20. Major consultancy assignments received during the year include:

- Project management consultancy services to Rewa Ultra Mega Solar Limited (RUMSL) for implementation of transmission system related to solar parks in various districts of Madhya Pradesh;
- Consultancy services to Tripura State Electricity Corporation Ltd (TSECL) for upgradation of 132 kV substation to 400kV level;
- Detailed Engineering & Project Management Consultancy Services to Maharashtra State Electricity Transmission Corporation Ltd. (MSETCL) for works related to  $\pm 500$  kV Chandrapur-Padghe HVDC link;
- Consultancy services to UPPTCL for Construction of 2 nos. 400 kV bays.

Further, an MoU has been signed with NHPC Limited for turnkey execution of dedicated transmission lines/construction of power supply lines for their ongoing and upcoming generation projects on consultancy basis.

#### **INTERNATIONAL MARKET**

In FY 2019-20, the Company successfully completed Consultancy Services for Design, Engineering and Construction supervision of 400 kV Transmission line associated with Punatsangchhu-I & II Hydro Electric Project in Bhutan.

During the year, the Company secured eight new consultancy assignments, which include Project Management Consultancy Services for 132 kV Transmission System in Uganda, consultancy services for engineering and environmental study of three transmission systems in Nepal, consultancy services for transmission planning and projects preparatory studies in Bangladesh, consultancy services for training of graduate engineers of Kenya Electricity Transmission Company (KETRACO) etc. By securing its first ever assignment in Uganda, the Company extended its footprints to 21 countries outside India.

During the year, the Company signed a co-operation agreement with Africa50, an infrastructure investment platform contributing to Africa's growth. The agreement aims the development of transmission infrastructure in Kenya on public-private partnership model through a joint venture in which POWERGRID shall have equity stakes.

The Company has opened its first international office in Nepal for better management and execution of various on-going consultancy assignments and exploring future business prospects.

### 13.3. ENERGY MANAGEMENT

The Company is a BEE Grade-I Energy Service Company (ESCO) for investing /implementing energy efficiency projects and has a large pool of certified energy auditors/energy managers who are well qualified to offer energy efficiency solutions. Realising the significance of energy saving aspect of sustainable development and the potential available, the Company is pursuing business opportunities in energy saving by way of conducting energy audits and implementation of Energy Efficiency & Sustainable development projects in various Govt. as well as private agencies, e.g. industries, institutions, commercial establishments, State Transmission Utilities, etc.

During the year, the Company signed MoUs with IIT, Roorkee for making its three campuses energy-efficient and for installing an on-campus Waste-to-Energy Plant. The Company also signed MoUs with NIT, Warangal and Energy Management Centre, Kerala to provide sustainable energy solutions.

### 13.4. SMART TRANSMISSION

The Company is implementing Wide Area Measurement System (WAMS) based Unified Real Time Dynamic State Measurement (URTDSM) project for Smart Transmission. Cumulatively 1,379 Phasor Measurement Units (PMUs) for 329 stations and 31 Phasor Data Concentrators (PDCs) (for NLDC, NTAMC, all RLDCs and 24 SLDCs) have been commissioned by the Company, till 31<sup>st</sup> March 2020.

The system facilitates synchronous measurement of real time grid parameters across the geographically widely spread grid with very fast data transfer to control centres. The Phasor data would be effective in reliable, secure and economical grid operation.

### 13.5. RENEWABLE ENERGY MANAGEMENT CENTRES

To enable forecasting and scheduling of renewable resources and efficient management of intermittent & variable renewable generation, the Company, was entrusted by Govt. of India, to establish Renewable Energy Management Centres (REMCs). All eleven REMCs, co-located with 7 State Load Dispatch Centers (Tamil Nadu, Karnataka, Andhra Pradesh, Maharashtra, Madhya Pradesh, Gujarat & Rajasthan), 3 Regional Load Dispatch Centers (Bengaluru, Mumbai & New Delhi) and NLDC, New Delhi were commissioned during the year.

During the year, Ministry of Power, Govt. of India entrusted the Company with the responsibility of establishing an REMC in Telangana and an Energy Management Centre in South Andaman.

### 13.6. EV CHARGING INFRASTRUCTURE

The Company is promoting e-mobility by adopting Electric Vehicles(EV) for its own use and by installing fast EV charging stations across the country.

During the year, the Company set up three more EV fast-charging stations at Hyderabad, taking the total count to four such stations in the city. The Company has also tied up with an Oil & Gas CPSE for installation of EV fast charging stations at its retail outlets and first such station became operational at Kochi. Installation of fast chargers at Ahmedabad, Bengaluru, Delhi, Gurgaon and Kozhikode is under progress. Further, with the support from Faster Adoption and Manufacturing of Hybrid and Electric Vehicles (FAME) scheme of Govt. of India for e-mobility promotion, the Company is in the process of establishing charging stations at Shillong.

## 14. QUALITY MANAGEMENT

The Company has developed and maintained systems & procedures aligned with Integrated Management System as per Publicly Available Specification, PAS 99:2012 integrating requirements of ISO 9001:2015 (Quality Management System), ISO 14001:2015 (Environment Management System) and OHSAS 45001:2018 (Occupational Health & Safety Management System).

The Company has been re-certified for Integrated Management System, after audits by the third party. Systems were also audited for maintenance of Social Accountability Standard, SA: 8000, Energy Management Systems as per ISO: 50001 and Information Security Management Systems as per ISO:27001.

Further, the contract conditions require contractors to submit a quality assurance programme, aligned to ISO requirements.

Around 19,000 inspection calls were received & attended during the year.

Some of the measures taken for system improvement to ease the process and enable timely actions are as below:

- Use of IT enabled services for processing of quality & inspection management in paper-less mode;
- System generated automatic call allocation to inspection offices and inspection engineers for better efficiency & more transparency;
- Use of Digital Signatures for Inspection and Dispatch Clearance Certificates;
- Process Audits of manufacturing units as per standardized guidelines to move towards zero product inspection of manufacturing units;
- Sensitising Micro, Small & Medium Enterprises (MSME) for Zero Defect Zero-Effect program, which requires products to have no defects and process has zero adverse environmental & ecological effects.

### 15. TECHNOLOGY DEVELOPMENT

The Company gives priority to technology development activities with potential for societal, environmental and national benefits.

Over the years, POWERGRID has conducted feasibility analysis of several technologies, carried out application research through field testing and deployed them in the transmission system, as per requirement.

During the year, POWERGRID has developed and tested pole structures for 220 kV,  $\pm 320$  kV HVDC, 400 kV and 765 kV voltage levels for use in areas having severe RoW constraints. Further, POWERGRID Asset Life Management System (PALMS), an asset health indexing system, has been developed in-house to assess the condition and rank the health of power transformers and reactors.

The state-of-the-art POWERGRID Advanced Research and Technology Centre (PARTeC) of the Company has added new clients, including first international client, for its testing services. The Company aims to develop PARTeC into a preferred destination for various testing services for equipment suppliers and utilities.

### 16. FOCUS ON DIGITIZATION

The Company's continuous endeavour towards digitization of processes and paperless office were quite helpful in improving efficiency and also facilitating work from home during the prevalent COVID-19 conditions. Apart from ERP, e-Office and online web-streaming facility which were already in place, following features have been added during the year:

- ERP solution for issuing Factory Inspection certificates with digital signatures;
- Integration of POWERGRID ERP system with GeM (Government e-Market Place) Portal for data transfer related to online procurement and payment processes;
- Integration of ERP system with other portals to enhance the speed and efficiency of services availed from various third-party platforms;
- Video conferencing facility for employees to have meetings remotely from anywhere across the country;
- Paperless processing of employee claims and reimbursements through the ERP system; and
- Integration of software for automation of engineering drawings approval processes through online.

### 17. CONTRIBUTION TO GOVT. OF INDIA SCHEMES

#### **RURAL ELECTRIFICATION (RE) WORKS UNDER DEENDAYAL UPADHYAYA GRAM JYOTI YOJANA (DDUGJY)/ PMDP-RURAL UNDER PMDP-2015**

The Company has been playing a significant role in carrying out the distribution reforms in various parts of the country as well as strengthening of transmission system of J&K under flagship schemes of Govt. of India.

The Company is presently carrying out village electrification works in UTs of J&K and Ladakh, whereas works are nearing completion in the State of Odisha.

Also, the Company is carrying out intra-State sub-transmission works in UT of J&K at 220/132 kV voltage level under PMDP-2015.

### 18. PARTICIPATION IN GOVT. OF INDIA INITIATIVES

#### **18.1. PROMOTION OF 'MAKE IN INDIA'**

POWERGRID encourages foreign manufacturers to set-up facilities in India and promoting the Make in India initiative of the Government. With POWERGRID's efforts, new plants and facilities have been set-up in India over the past few years by a number of foreign manufacturers for equipment like GIS, transformers, reactors, STATCOM, OPGW, etc.

POWERGRID organises 'Vendor Development Programs' for MSMEs to encourage them and be its partners in development of transmission system. POWERGRID also promotes existing vendors to upgrade their equipment to higher voltage level & cover more items to increase vendor base.

#### **18.2. PROMOTION OF MICRO, SMALL AND MEDIUM ENTERPRISES (MSME)**

In line with Govt. of India directives for promotion of MSMEs, the Company has been complying with the guidelines issued by the Government from time to time. The Company is registered on all the three(03) available Trade Receivable e-Discounting System (TReDS) platforms of (i) Receivable Exchange of India Limited (RXIL) (A NSE – SIDBI JV), (ii) Mynd Solutions Private Ltd (M1xchange) and (iii) A TReDS Ltd. (Invoicemart). Trade Receivables Discounting System (TReDS) is the platform for facilitating the financing of trade receivables from corporate and other buyers, including Government Departments and Public Sector Undertakings (PSUs), through multiple financiers. The Company is continuously pursuing with its MSMEs suppliers to get themselves on-boarded on TReDS Platforms, for which detailed guidelines have been provided on POWERGRID's website [www.powergridindia.com](http://www.powergridindia.com).

Suitable provisions have already been incorporated in the bidding documents of POWERGRID for procurement of various products and services rendered by Micro and Small Enterprises (MSEs) in line with the Public Procurement Policy of the Government of India. The Company has achieved the target of mandatory procurement of 25% out of total annual purchases of products and services

rendered by Micro and Small Enterprises in line with Public Procurement Policy (Order 2012) read in conjunction with its amendment in November 2018. In terms of the said policy, the total eligible value of annual procurement of goods produced and services rendered by MSEs (including MSEs owned by SC/ ST and women entrepreneurs) during financial year 2019-20 was ₹1,523 crore. The total procurement from MSEs (including MSEs owned by SC/ST and women entrepreneurs) was ₹562 crore (36.9%).

Further, to encourage and develop MSME manufacturers for supply of innovative & quality products, MSME vendor development programs were conducted during the year at various locations across the Country, wherein presentations were made and discussions were held with a number of MSME manufacturers, keeping special focus on MSME owned by SC/ ST and women entrepreneurs. A number of MSME have been developed as sub-vendors and approved for supply of components for various equipment.

## 19. SUSTAINABLE GROWTH

### 19.1. ENVIRONMENT AND SOCIAL MANAGEMENT

Transmission projects are considered by and large environmentally benign due to the fact that disposal of any pollutants/ waste in various environmental matrices, i.e. air, water or soil is not involved. However, POWERGRID being a responsible corporate entity addresses any residual environmental or social impacts associated with its business following the cardinal principles of Avoidance, Minimization and Mitigation as outlined in its Environmental and Social Policy & Procedure (ESPP). In doing so, the Company leverages the role of technology by not only adopting the existing modern technological tools and technologies developed in different parts of the world but also emphasizes on in-house research.

The ESPP is applauded by the multilateral funding agencies like The World Bank & Asian Development Bank (ADB) and applied uniformly for all projects across the country.

The Company is also a leader in Sustainability Reporting following internationally accepted Global Reporting Initiative's (GRI) guidelines. Its latest report has mapped UN Sustainable Development Goals (SDGs) to POWERGRID activity and operating goals. Out of 17 SDGs, its activities are aligned with 11 SDGs.

Recognizing the importance of solar power in combating climate change, the Company has been installing solar street lighting and Solar PV systems in its substation premises and other establishments. It has installed about 6 MWp Rooftop Solar PV systems covering more than 65 locations, which are cumulatively generating about 8 million units of electricity annually, thereby reducing CO<sub>2</sub> emission of approx. 8000 MT per year. Further, process for establishment of additional 5 MWp Rooftop Solar PV systems is in progress.

The Company's other initiatives in the areas of environment and sustainable development are detailed in the Management Discussion & Analysis Report.

### 19.2. CORPORATE SOCIAL RESPONSIBILITY (CSR)

The Company undertakes its CSR activities for social and economic development of communities through initiatives in areas of rural development, education, skill development, health & sanitation and other areas of national importance. The projects are conceived in consultation with the stakeholders, primarily in the vicinity of its area of operations. The Company has been recognised and applauded for its CSR initiatives by Government of India and various other entities.

During FY 2019-20, the Company received National CSR Award by Hon'ble President of India under the category Corporate Award for Excellence in CSR.

The Company spent ₹346.21 crore under CSR and sanctioned 178 projects amounting to ₹373 crore. It has contributed ₹130 crore to PM CARES Fund in 2019-20. The project-wise details are given at **Annexure-XI** of this Report.

In order to take care of the less privileged in the fight against Corona virus, the Company also committed ₹70 crore to PM CARES Fund, which was released in April 2020. The Company's employees also contributed ₹2.48 crore to PM CARES Fund to extend their support to the fight against COVID-19.

For the benefit of marginalized and weaker sections of the population, the Company is leveraging its project management capabilities to implement large scale CSR projects. Company's flagship initiative of constructing "POWERGRID Vishram Sadans" in Government Hospitals in major cities is a conscious move towards this direction. The POWERGRID Vishram Sadan at AIIMS (New Delhi), IGIMS (Patna) and KGMU, Phase-I (Lucknow) are already functional. Other POWERGRID Vishram Sadans are under construction at KGMU, Phase-II (Lucknow), GMC (Guwahati), RIMS (Ranchi), DMCH (Darbhanga), NIMHANS (Bengaluru), SSGH (Vadodara) and MKCG (Behrampur). These patient-support infrastructure projects are likely to be completed within next two years and are expected to provide relief to the patients undertaking treatment in these hospitals and their attendants.

After the successful implementation of a project for Improving Rural Livelihood through Farmer-Centric Integrated Watershed Management projects at Kurnool (Andhra Pradesh) and Vijayapura (Karnataka), which is bringing in transformational changes in the lives of the rural population, the Company has taken up a similar project at Kalahandi (Odisha).

### 19.3. CITIZEN'S CHARTER

Citizen's Charter has been formulated for the Company providing a visible front of its Vision, Mission and Objectives. The Citizens' Charter consisting of company profile, commitments, expectations from citizens, Integrated Management Policy, services offered, values and standards of services, access to information and grievance redressal is available on the Company's website.



**19.4. SKILL DEVELOPMENT**

For overall skill development in the country particularly in the area of Power Transmission Line Construction, Capacity Building Programmes are being conducted with the help of Transmission Line construction contractors. The Company is also planning to set up two ITIs, one at Piprauli (Gorakhpur, Uttar Pradesh) and another at Perumbakkam (Kanchipuram, Tamil Nadu).

**20. PEOPLE: OUR CORE STRENGTH**

The Company firmly believes that employee growth and organizational growth are interdependent, it has always recognised its employees as its core strength and made every effort to build a culture of mutual respect and trust. This has been accomplished through formulation of a well-articulated talent management and learning & development system within the organization.

As on March 31, 2020, the employee strength of the Company stood at 8,990 as against 9,255 on March 31, 2019, which is exclusive of the employees on contract.

The women constituted 7.5% of its total workforce as on March 31, 2020.

The persistent efforts of its motivated employees over the years have led to consistently high productivity levels, which is demonstrated through increased per employee financial and operational parameters.

**20.1. HUMAN RESOURCE DEVELOPMENT**

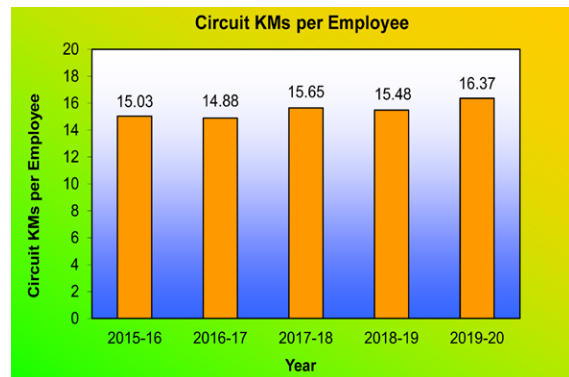
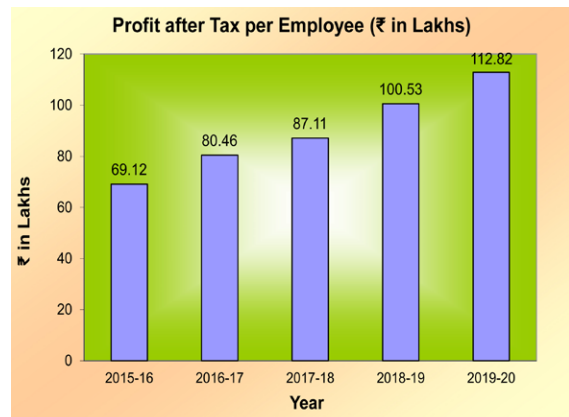
POWERGRID Academy of Leadership (PAL), established by the Company at Manesar imparts a wide range of trainings to not only its employees but to external stakeholders also.

During 2019-20, more than 850 training and development programs were organised by the Company at PAL and other Employee Development Centres in the regions, other premium educational institutes and centres of learning in India and abroad. The range of imparted trainings include induction program to Executive Trainees besides hands-on, managerial, behavioural trainings to employees and customized programs for external agencies.

Leveraging its people’s capabilities and infrastructure available at PAL for capacity development of sector, training programs are also conducted by the Company for employees of other National and International power utilities on consultancy basis. In FY 2019-20, training program were conducted for our domestic clients including State and other utilities. Apart from this, training has also been imparted to employees of overseas clients including for the POWERGRID Company of Bangladesh Ltd. (PGCB) and Kenya Electricity Transmission Company Limited (KETRACO).

The other specific HRD initiatives taken by the Company during the year include:

- The Company has devised Human Resource Development Action Plan for the year 2019-20 based on Organizational Need Analysis (ONA) and Competency based Training Needs Assessment (CTNA). The Company has been able to link the Individual Development Plans (IDP) of employees as per the business requirement, which helps the organization to keep updating the competencies of employees to meet current and future requirements.
- The Company as a part of its leadership development initiative conducted competency-based assessment at Assessment Development Centre (ADC) workshops for more than 500 executives, wherein each participant was provided with a detailed feedback covering short term/long term action plan.
- The Company has taken initiatives to build the technical and managerial competencies of employees for higher positions through e-learning as under:
  - Tie-up with Harvard Business School for Harvard Mentor Management program on Behavioural/Leadership/Management.
  - Launch of “PraGyan” POWERGRID e-learning portal.
  - MoU with IIT Madras for technical and managerial courses under National Programme for Technology Enhanced Learning (NPTEL).



- Committed to the cause of gender diversity and to create an equal opportunity workplace, the Company has undertaken various initiatives towards empowerment of women at workplace, as under:
  - Professional circle for women employees as a part of community of practices.
  - Leadership development and Mentorship programs.
  - Promotion of Women Empowerment and Rights (POWER) workshops on Health & Wellness, Empowerment of women employees, Parenting, Work-life balance.
  - Train the women trainers in the Company
- The Company conducted an Organization Climate Survey on employee satisfaction, employee engagement and service quality, through third party, as a part of organization diagnosis studies.
- During the year, the Company was recognized as a Registered Education Provider (REP) by PMI, USA, a first for any CPSE in the country.

## **20.2. EMPLOYEE WELFARE**

Keeping in view the industry trends and changing needs of employees, the Company updates its various policies and processes from time to time. In line with this, the Company, during the year, introduced a Sabbatical Scheme for its executives, Scheme for Corporate sponsorship for higher studies and paperless processing of employee claims.

Issues related to workmen are successfully addressed through the National and Regional Bipartite Committee (PNBC/PRBC), a joint consultative forum comprising management and elected workmen representatives.

The Company participated in the Inter-CPSU Sports meets organised under the aegis of Power Sports Control Board. POWERGRID team has emerged winners in Table Tennis, Cricket, Badminton (men & women). Also, Intra & Inter-regional Sports Competitions were organised for Cricket, Badminton, Volleyball, Athletics, Kabaddi, Football, Chess, Carrom, Table Tennis, Bridge etc.

To create harmony and promote healthy community living among employees, cultural programmes and recreational activities like, Kavi Sammelans, Nukkad Nataks, Plays etc. are conducted periodically. Besides this, various festivals and occasions like Diwali, Holi, New Year, Raising Day etc. are celebrated.

## **20.3. GRIEVANCE REDRESSAL**

The Company promptly redresses the grievances of its employees within the broad parameters of guidelines enumerated by Govt. of India and policy framework. For the same, an 'Employee Grievance Portal' has been created. The Company has designated nodal officers at corporate & regional offices for systematic & prompt redressal of the grievances within stipulated time frames.

## **20.4. ENSURING SOCIAL JUSTICE**

A separate cell is in place to look after and safeguard the statutory provisions for SC/ ST/ OBC & Persons with Disabilities (PwD) categories of employees. The reservation cell assists the Liaison Officer who looks after the welfare & safeguard of SC/ ST/ OBC & PwD employees. Liaison Officer also ensures that there is no discrimination on the basis of caste, religion & disabilities amongst the employees. To ensure effective discharge of duties by liaison officers across all establishments of POWERGRID, separate liaison officer for each region has been nominated. The Company implements all directives and guidelines with regard to reservation policy issued by Government of India. Annual inspection is also conducted to ensure implementation of directives issued by Govt. of India. Periodic meeting is also held with representative of the association of SC/ ST & OBC to resolve issues, if any.

The Company continuously strives to make the workplace, safe and better, for its women employee, with its policy interventions and learning & development initiatives. The Company has taken several initiatives towards ensuring an empowering work environment for women employees.

Some initiatives taken during last year include development of professional circles for women employees, leadership development and mentorship programmes, counselling facility, etc. The Company has also taken several administration-related issues to support women employees such as 'Skip-the-queue in cafeteria' and earmarked parking slots for expecting mothers at Corporate Centre, installation/ provision of sanitary pad dispensers in restrooms, etc.

## **20.5. TAKING CARE OF OUR VETERANS**

The Company strives to take good care of its superannuated employees through its comprehensive Post-Retirement Medical Benefits Scheme. During last year, the various processes linked to availing the benefits were made online, thereby simplifying them for our seniors. The Company has also launched an android-based application, POWER SETU for the superannuated employees.

## **21. PREVENTION OF SEXUAL HARASSMENT AT WORKPLACE**

The Company has Internal Complaint Committees (ICC), in place, to redress complaints regarding sexual harassment in line with the Sexual Harassment of Women at Workplace (Prevention, Prohibitions and Redressal) Act, 2013, and rules made thereunder. Further, in order to create awareness regarding female employees' rights, exclusive training/workshop programs on law relating to sexual harassment, women empowerment and development, including programs on gender sensitization are organized. There was no complaint of sexual harassment during the year.

### 22. IMPLEMENTATION OF OFFICIAL LANGUAGE (RAJBHASHA)

The Company has made every effort to integrate and promote use of Rajbhasha Hindi in its work places at all levels to pursue Govt. of India's Rajbhasha policy.

Activities such as Anuvaad Abhyaas Karyakram (translation practice programs), workshops, trainings, motivational programmes are organized at every unit of the Company. Trainings are being imparted to enhance the working knowledge in Hindi on computers. To motivate and bring about a change in the mindset of employees for working in Hindi, lectures on heritage, social and cultural concerns are also being delivered by eminent scholars on regular basis. Hindi classes are also being organized for non-Hindi speaking employees through Hindi Teaching Scheme.

To publicize Hindi, various activities are undertaken such as Akhil Bhartiya Rajbhasha Sammelans and technical conferences in Hindi, Kavi Sammelans (Poetry sessions), Plays, publication of Hindi Magazine 'GRID DARPAN', publication of monthly articles in Hindi via emails etc. Also, various competitions throughout the year with special emphasis during Hindi Pakhwada, Swachhhta Pakhwada etc. along with departmental meetings as well as Official Language Implementation Committee (OLIC) meetings are being conducted. The Company has established one of the best Hindi libraries among Public Sectors where popular/literary magazines and newspapers have been made available for the employees.

Incentive schemes for employees working in Hindi have been implemented as per the Government guidelines. Also, various awards and rewards schemes have been introduced to encourage employees to actively participate in promotion of Hindi, by giving articles/write-ups for in-house magazines, reading library books etc.

During the year 2019-20, the Company has been applauded in several fora for its effort in promoting Hindi. Various awards were given by different Town Official Language Implementation Committees (TOLIC) under the aegis of Department of Official Language, Ministry of Home Affairs, Government of India for excellent implementation of Official Language. The Company's efforts were also applauded during various inspections and discussions done by Hon'ble Committee of Parliament on Official Language on different occasions.

### 23. STAKEHOLDER ENGAGEMENT

Regular interactions between management, analysts and other stakeholders have been instrumental in enhancing the Company's image of a transparent Corporate. For internal stakeholders, communication streams such as e-magazines like 'Communiqué' and 'CUE'; display magazine 'LOUNGE' and quarterly magazines published by regional offices regularly apprise the employees about the developments, achievements, events, and also the viewpoints of management.

To showcase its achievements in power transmission business by taking new initiatives, its inclination towards adoption of latest technologies in operation as well as project construction and to present the roadmap about its future plans, the Company regularly organises, sponsors and participates in various national and international exhibitions and conferences. Major events during 2019-20, are as below:

- Hosted the 6th International Exhibition and Conference, GRIDTECH-2019. It was inaugurated by Hon'ble Vice President of India.
- Participated as the sole sponsor in a power transmission conference in South Africa in February 2020, as part of increasing its global outreach. The conference was attended by more than 81 representatives from 14 countries.
- Participated in the 24<sup>th</sup> World Energy Congress and the Exhibition held at Abu Dhabi in September 2019.
- Organized a conference of Chief Information Security Officers (CISOs) in Power Transmission Sector.

### 24. GOVERNANCE

#### 24.1. RIGHT TO INFORMATION

The Company has an appropriate mechanism to provide information to the citizens of the country in accordance with the 'Right to Information Act, 2005'. Public Information Officers and Appellate Authorities have been designated at Corporate Centre and Regional Head Quarters and other offices under the provisions of the Act.

The Company has a web based online RTI portal which is envisaged to facilitate timely reply of RTI/Appeal to applicant by real time monitoring of all RTIs/ Appeals. The portal also facilitates in generation of various RTI reports as per requirement of CIC, Vigilance & internal consumption and to analyze measures of system / processes improvements as and when required. The portal also facilitates all concerned to access / share important information, replies and latest RTI circulars and guidelines.

In FY 2019-20, around 1200 nos. of RTI applications were received in the Company and processed as per the RTI Act 2005. Training programmes/awareness sessions for the Company's CPIOs/PIOs/Appellate Authorities were organised for sensitization about their role in implementation of the RTI Act.

#### 24.2. COMMITMENT TO TRANSPARENCY & VIGILANCE FUNCTION

Recognizing the importance of good governance and corporate ethics, the Company advocates the principles of Transparency, Probity and Ethics in its management functioning. The Vigilance Department of the Company functions as an integral part of the management. The department ensures that best ethical practices are followed in the organization.

## **EMPHASIS ON PREVENTIVE VIGILANCE**

The Vigilance Department performs preventive as well as punitive functions to strengthen the organizational process and to minimize the malpractices in various systems and activities of the organization with an emphasis on preventive vigilance focussing on the right type of systems or need for re-engineering, proactive approach aimed at identification of opportunities and taking action against potential threats.

During the FY 2019-20, 56 surprise inspections, 34 process-on-line inspections and 25 Chief Technical Examiner (CTE) Type inspections were conducted. Pursuant to Vigilance inspections and observations/ recommendations, a number of system improvements in various functions of the organisations have been implemented. Various HR policies including CDA Rules have been revised to increase transparency and implementability and the process for identification of sensitive posts has been strengthened.

## **PREVENTIVE VIGILANCE WORKSHOPS AS PART OF CAPACITY BUILDING**

As part of Capacity Building, Workshops on Preventive Vigilance were conducted at the Corporate Centre as well as at various regions of the Company.

During the FY 2019-20, thirteen (13) Preventive Vigilance Workshops, were conducted for 390 non-vigilance personnel. These workshops inter-alia cover contracts management, provisions of CDA Rules, compliances of rules and policies, common irregularities, deliberation of case studies based on real cases, quality aspects as well as Ethics Management which enables the employees to identify and deal with ethical dilemma.

## **VIGILANCE AWARENESS**

In pursuance of the directions of Central Vigilance Commission, the Vigilance Awareness Week 2019 was observed by POWERGRID in all its offices across the Country from 28.10.2019 to 02.11.2019 in line with the theme for this year "**Integrity- A way of life**".

Vigilance Awareness Week was celebrated with great enthusiasm and fervour across all offices in India and abroad along with the management, its employees and their family members.

The Week commenced with the Integrity Pledge in Corporate Office and across all offices of the Company and was extended to all the stakeholders. To sensitize the next-gen to the ethical values, a number of activities were organized in more than 700 schools and colleges involving more than 50,000 students.

Walkathons were conducted in around 300 establishments wherein the employees along with their families participated holding placards on integrity, honesty etc. Nukkad Natak with the theme of integrity and transparency were organized in prominent places involving more than 20,000 people. 'Awareness Gram Sabhas' were conducted touching more than 13,500 villagers for dissemination of awareness in Gram Panchayats to sensitise citizens about the ill- effects of corruption. CANDOUR, the official journal of POWERGRID Vigilance department was released during the Vigilance Awareness Week.

## **25. MANAGEMENT DISCUSSION AND ANALYSIS**

Management Discussion and Analysis, forming part of the Directors' Report, is placed at **Annexure-I** of this Report.

## **26. BUSINESS RESPONSIBILITY REPORT**

The Business Responsibility Report, as stipulated under Regulation 34 (2) of the SEBI (Listing Obligations and Disclosure Requirements) Regulations, 2015, is given in **Annexure-II** and forms part of this Report.

## **27. AUDITORS**

### **27.1. STATUTORY AUDITORS OF THE COMPANY**

The Statutory Auditors of the Company are appointed by the Comptroller & Auditors General of India. M/s. T R Chadha & Co. LLP, M/s. Umamaheswara Rao & Co., M/s. B M Chatrath & Co. LLP and M/s. P S D & Associates, were appointed as Joint Statutory Auditors for the financial year 2019-20.

The Statutory Auditors have given an unqualified report. The report is self-explanatory and does not require any further comments by the Board.

### **27.2. COMPTROLLER AND AUDITOR GENERAL'S COMMENTS**

The Company has received 'Nil' comments on the Financial Statements (Standalone and Consolidated) for the Year ended 31<sup>st</sup> March 2020 from the Comptroller and Auditor General of India under Section 143(6) of the Companies Act, 2013. The comments of C&AG is placed at **Annexure-IV**.

### **27.3. SECRETARIAL AUDIT**

Kumar Naresh Sinha & Associates, Practising Company Secretary has conducted Secretarial Audit of the Company for the financial year ended March 31, 2020. The Secretarial Audit Report is placed at **Annexure-V**.

The Secretarial Auditor has observed that provisions of Regulation 17(1) of Securities and Exchange Board of India (Listing Obligations and Disclosure Requirements) Regulations, 2015 and Para 3.1.4 of DPE Guidelines on Corporate Governance with regard to Composition of the Board of Directors have not been complied with during the financial year.

In regard to above, it was explained that POWERGRID, being a Govt. Company, the power to appoint Independent Directors vests with the Government of India and the Company has taken up with the Government of India for appointment of requisite number of Independent Directors.

### 27.4. COST AUDITORS OF THE COMPANY

The Company appointed M/s R. M. Bansal & Co., Cost Accountants and M/s Chandra Wadhwa & Co., Cost Accountants as Cost Auditors for the financial year 2019-20 under Section 148 of the Companies Act, 2013.

## 28. BOARD & COMMITTEES

### 28.1. COMPANY'S BOARD

The composition of Board of Directors underwent some changes.

Shri K. Sreekant, Director (Finance) assumed the post of Chairman & Managing Director w.e.f. 5<sup>th</sup> August 2019.

Shri Ravi P. Singh demitted the office of Director (Personnel) on 31<sup>st</sup> January 2020 upon attaining the age of superannuation. Shri Vinod Kumar Singh assumed the post of Director (Personnel) w.e.f. 1<sup>st</sup> February 2020.

Shri Ghanshyam Prasad, Chief Engineer, Ministry of Power, who was appointed as Part-time Director (Govt. Nominee Director) w.e.f. 1<sup>st</sup> March, 2019, ceased to be a Director w.e.f. 23<sup>rd</sup> September, 2019. Shri Anurag Agarwal, AS&FA, Ministry of Power, appointed as a Govt. Nominee Director on the Board of POWERGRID w.e.f. 27.06.2019 ceased to be a Director w.e.f. 12.07.2019. Shri S.K.G. Rahate, Additional Secretary, Ministry of Power appointed as Part-time Director (Govt. Nominee Director) w.e.f. 27<sup>th</sup> September 2019 and ceased to be a Director w.e.f. 31<sup>st</sup> January 2020. Shri Dilip Nigam, Advisor, MNRE, who was appointed as Part-time Director (Govt. Nominee Director) w.e.f. 28<sup>th</sup> December, 2019, ceased to be a Director w.e.f. 30<sup>th</sup> April, 2020 upon attaining the age of superannuation from MNRE, Govt. of India. Shri Sanjay Malhotra, Additional Secretary, Ministry of Power appointed as Part-time Director (Govt. Nominee Director) w.e.f. 31<sup>st</sup> January 2020 ceased to be a Director w.e.f. 16<sup>th</sup> March 2020.

Shri Tanmay Kumar, Joint Secretary (Transmission), Ministry of Power, was appointed as Part-time Director (Govt. Nominee Director) w.e.f. 18<sup>th</sup> March 2020.

Shri Jagdish Ishwarbhai Patel resigned from the post of Independent Director on 26<sup>th</sup> October 2019 stating that he was planning to apply for nomination for the upcoming Bye-Election for the Legislative Assembly of Gujarat State. The tenure of Shri Tse Ten Dorji, Independent Director, appointed w.e.f. 16.02.2017 for a period of three years, concluded on 15<sup>th</sup> February 2020.

The Board placed on record appreciation and gratitude to Shri Ravi P. Singh, Shri Ghanshyam Prasad, Shri Anurag Agarwal, Shri S. K. G. Rahate, Shri Sanjay Malhotra, Shri Dilip Nigam, Shri J.I. Patel and Shri Tse Ten Dorji for their contribution and support to the Company.

Ministry of Power vide Office Order dated 27.09.2019, entrusted the additional charge of post of Director (Finance) to Mrs. Seema Gupta, Director (Operations) for period of three months and she took charge on 30.09.2019. The term of additional charge of Director (Finance) to Mrs. Seema Gupta was extended for three months w.e.f. 06.02.2020 and she took the charge on 30.03.2020. The said term of additional charge was further extended w.e.f. 06.05.2020 and she took the charge on 14.05.2020.

Mr. M. Taj Mukarrum assumed the charge of the post of Director (Finance) w.e.f. 04.07.2020, in terms of the Ministry of Power order dated 03.07.2020. Mrs. Seema Gupta, Director (Operations) demitted the additional charge of the post of Director (Finance) on 04.07.2020.

In accordance with the provisions of the Companies Act and the Articles of Association of the Company, the resolutions w.r.t. reappointment of Mrs. Seema Gupta (DIN: 06636330) as Director liable to retire by rotation; appointment of Shri Vinod Kumar Singh (DIN: 08679313) and Mr. M. Taj Mukarrum (DIN: 08097837) as Directors; have been included in the Notice of Annual General Meeting.

### 28.2. NUMBER OF MEETINGS OF THE BOARD

Board of Directors met 11 times during the financial year 2019-20. Details regarding dates and attendance at the Board meetings are provided in the Report on Corporate Governance, which forms part of this report.

### 28.3. COMMITTEES OF THE BOARD

The Company has Audit Committee, CSR Committee, Nomination and Remuneration Committee, Stakeholders' Relationship Committee, and other Committees for operational convenience. The composition and scope of the aforesaid Committees are provided in the Report on Corporate Governance.

Report on the Corporate Governance is enclosed at **Annexure-VII**, and the certificate thereon, issued by Practising Company Secretary pursuant to Schedule V Para E of SEBI LODR, 2015 is attached at **Annexure-VIII** to this Report.

### 28.4. DECLARATION BY INDEPENDENT DIRECTORS

During the financial year, all the Independent Directors have met the requirements specified under Section 149 (6) of the Companies Act, 2013 for holding the position of 'Independent Director' and necessary declaration from each Independent Director under Section 149 (7) was received.

Pursuant to Regulation 34(3) and Schedule V Para C Clause (10)(i) of SEBI LODR, 2015 Naresh Kumar Sinha & Associates, Company Secretaries have issued Certificate of Qualification of Directors, who were on the Board of Directors during FY 2019-20.

## 28.5. PERFORMANCE EVALUATION OF DIRECTORS

The Ministry of Corporate Affairs (MCA) vide Notification dated 5<sup>th</sup> June, 2015 has exempted Government Companies from the provisions of Section 178 (2) of the Companies Act, 2013 (the Act), which provides for manner of evaluation of performance of Board, its Committees and Directors by Nomination and Remuneration Committee. The requirement of mentioning a statement on the manner of formal evaluation of performance of directors in Boards' Report as per section 134(3) (p) of the Act has also been done away with for Government Companies, where the directors are evaluated by the Ministry or Department of the Central Government which is administratively in charge of the company, as per its own evaluation methodology. Further, MCA vide its notification dated 5<sup>th</sup> July, 2017 has made an amendment in the Schedule IV of the Act, whereby it has exempted Government Companies from complying with the requirement of performance evaluation by the Independent Directors of non-independent directors and Chairman and performance evaluation of the Independent Directors by the Board, if the concerned departments or ministries have specified these requirements.

The Department of Public Enterprises (DPE) has laid down a mechanism for performance appraisal of all Functional Directors. DPE has also initiated evaluation of Independent Directors.

The Company enters into Memorandum of Understanding (MoU) with Ministry of Power (MoP) every year wherein Company is evaluated on various financial and non-financial parameters. The performance of the Company & Board of Directors is evaluated by the Department of Public Enterprises in terms of MoU entered into with MoP.

In terms of Regulation 25 of SEBI LODR, 2015, the performance of the Board as a whole and non-independent directors including Chairman & Managing Director were evaluated by the Independent Directors in a separate Meeting held by them on 9<sup>th</sup> February 2020.

## 28.6. POLICY ON DIRECTORS' APPOINTMENT AND REMUNERATION

The Company has framed a policy on the remuneration of the Directors, KMPs and employees as required under the provisions of Section 178 of the Act. The said policy is available on our website at [https://www.powergridindia.com/sites/default/files/Investor\\_Relation/Reports\\_Filings/Code\\_of\\_Conduct\\_Policies/04\\_Remuneration%20Policy.pdf](https://www.powergridindia.com/sites/default/files/Investor_Relation/Reports_Filings/Code_of_Conduct_Policies/04_Remuneration%20Policy.pdf)

## 29. COMPLIANCES

### 29.1. CONSERVATION OF ENERGY, TECHNOLOGY ABSORPTION AND FOREIGN EXCHANGE EARNINGS AND OUTGO

Pursuant to Section 134(3) (m) of Companies Act, 2013 read with Rule 8 of The Companies (Accounts) Rules, 2014 information relating to 'Conservation of energy, technology absorption and foreign exchange earnings and outgo', is given in **Annexure-III** to this Report.

### 29.2. RISK MANAGEMENT POLICY

Information on Risk Management Framework is covered in the Management Discussion and Analysis placed at **Annexure-I** of this Report.

### 29.3. INTERNAL FINANCIAL CONTROLS AND ADEQUACY

The Board has adopted policies and procedures for ensuring the orderly and efficient conduct of its businesses, including adherence to the Company's policies, the safeguarding of its assets, the prevention and detection of frauds, error reporting mechanism, the accuracy and completeness of the accounting records and the timely preparation of reliable financial disclosures.

### 29.4. EXTRACT OF ANNUAL RETURN

In accordance with Section 134 (3) (a) of the Companies Act, 2013 an extract of the Annual Return, in the prescribed format in MGT-9, is given as **Annexure VI** of this Report.

### 29.5. PARTICULARS OF LOANS, GUARANTEES OR INVESTMENTS

Loans, Guarantees or investments under Section 186 of the Companies Act, 2013 form part of the notes to financial statements (Note No. 56) provided in this Report.

### 29.6. PARTICULARS OF CONTRACTS OR ARRANGEMENTS WITH RELATED PARTIES

Particulars of contracts or arrangements with related parties referred to in Section 188 (1) of the Companies Act, 2013, in the prescribed Form AOC-2, are given as **Annexure IX** of this Report. Further, attention of the members is drawn on Note No. 56 of the Financial Statement which sets out related party disclosure.

### 29.7. SUBSIDIARIES AND JOINT VENTURES

As on 31<sup>st</sup> March 2020 the Company has 20 subsidiaries and 13 Joint Ventures Companies.

A statement containing salient features of the financial statements of our Subsidiaries and Joint Ventures are covered in the Management discussion and Analysis and also annexed in the prescribed format AOC-1 as **Annexure X** of this Report.

### 29.8. DIVIDEND DISTRIBUTION POLICY

As per regulation 43A of the SEBI (Listing Obligation and Disclosure Requirements) Regulations, 2015 (the Listing Regulations), the top 500 listed companies shall formulate a dividend distribution policy. Accordingly, the policy was adopted to set out the parameters and circumstance that will be taken into account by the Board in determining the distribution of dividend to its shareholders and/or retained profits earned by the Company. The policy is also available on the Company's website:

<https://www.powergridindia.com/sites/default/files/Dividend%20Distribution%20Policy.pdf>

### 29.9. SIGNIFICANT MATERIAL ORDERS

There are no significant and material orders passed by the Regulators or Courts or tribunal impacting the going concern status and Company's operations in future.

### 30. DIRECTORS' RESPONSIBILITY STATEMENT

As required u/s 134(3) (c) & 134(5) of the Companies Act, 2013, The Directors confirm that:

- a) in the preparation of the annual accounts, the applicable accounting standards had been followed along with proper explanation relating to material departures;
- b) the Directors had selected such accounting policies and applied them consistently and made judgments and estimates that are reasonable and prudent so as to give a true and fair view of the state of affairs of the Company at the end of the financial year and of the profit of the Company for that period;
- c) the Directors had taken proper and sufficient care for the maintenance of adequate accounting records in accordance with the provisions of this Act for safeguarding the assets of the Company and for preventing and detecting fraud and other irregularities;
- d) the Directors had prepared the annual accounts on a going concern basis;
- e) the Directors had laid down internal financial controls to be followed by the Company and that such internal financial controls are adequate and were operating effectively;
- f) the Directors had devised proper systems to ensure compliance with the provisions of all applicable laws and that such systems were adequate and operating effectively.

### 31. ACCOLADES & AWARDS

During FY 2019-20, the Company has been conferred following important awards/ accolades:

- National CSR Award by Hon'ble President of India under the category Corporate Award for Excellence in CSR.
- Swachh Bharat Award by Hon'ble President of India for significant CSR contribution under the initiative of Swachh Iconic Places and Swachh Bharat Kosh.
- Fastest Growing Electric Utility in Asia Pacific – 6<sup>th</sup> successive year, since 2014, based on Platts Top 250 Global Energy Company Rankings, 2019. Only Company to feature in top 5 of global list, each year since 2014.
- CBIP Award 2020 for 'Best Performing Power Transmission Utility' for its outstanding contribution to the Nation consistently by setting highest benchmarks in power transmission in the country.
- Adjudged as one of the India's Best Companies to Work for 2019, by Great Place to Work Institute, India.
- Dun & Bradstreet PSU Award for 2nd successive year, POWERGRID won all three awards - Best Navratna Overall: Best Navratna-Services and Best in Power Transmission.
- Dun & Bradstreet Corporate Awards 2019 in the category 'Best Growth Performance – Power' and Dun & Bradstreet Infra Awards 2019 in the category 'Power Transmission'.
- National award for Innovative Training Practices by Indian Society for Training & Development (ISTD).
- Company's efforts were recognized during the All India Media Conference for its Communication Innovation in CSR.

### 32. ACKNOWLEDGEMENTS


The Board of Directors would like to express their deep sense of appreciation for the guidance and co-operation received from Government of India, particularly Ministry of Power, Ministry of Finance, Ministry of Home Affairs, Ministry of External Affairs, Ministry of Statistics and Programme Implementation, Ministry of Environment & Forests, Ministry of Corporate Affairs, Central Electricity Regulatory Commission, Appellate Tribunal for Electricity, Central Electricity Authority, NITI Aayog, Department of Public Enterprises, Regional Power Committees, Office of the Comptroller and Auditor General of India, and other concerned Govt. departments/agencies at the Central and State level without whose active support, the achievements of the Corporation during the year under review would not have been possible.

Special thanks to our valued customers, State Governments and State power utilities and other clients, who have awarded various consulting works and reposed faith in Company's capability to handle them. The Board also appreciates the contribution of Contractors, Vendors and Consultants for successful implementation of various projects by the Company.

The Directors also acknowledge the valuable suggestions and guidance received from the statutory auditors during the audit of accounts of the Company for the year under review. The Board also conveys its sincere thanks to national and international financial institutions, multilateral financial institutions, domestic & international credit rating agencies for their assistance, continued trust and confidence reposed in the Company.

On behalf of Board of Directors, I would like to place on record our deep appreciation of the dedicated efforts and valuable services rendered by the employees contributing to the performance of the Company during the year 2019-20. The commitment displayed by the employees at all levels, particularly during the ongoing pandemic situation, is exemplary and praise worthy. I would also like to thank the Executive team for their strong leadership, the employee unions for their support and all our employees for their commitment and enthusiasm to achieve our aim to be the world's premier transmission utility.

**For and on behalf of the Board of Directors**



**(K. Sreekant)**

**Chairman & Managing Director**

**Date: 28<sup>th</sup> August, 2020**

**Place: New Delhi**



## Management Discussion and Analysis

### 1. Indian Power Sector – Overview

Power is a critical infrastructure and key ingredient for economic growth and attainment of high quality of life; and electricity being an essential requirement for all facets of our life, has been recognized as a basic human need. While India is the third largest producer of electricity in the world, it ranks well below the global average in electricity consumption as well as in share of electricity in primary energy. Establishing clean and green electricity generating capacities together with development of related transmission and distribution infrastructure is also essential for India's energy security and therefore provides substantial opportunities for sustained long term growth of the sector.

Power sector in India has witnessed a paradigm shift over the years due to the constant efforts of Government to create more capacity for electricity from clean sources, to provide energy access to its citizens and to improve on its energy security by prioritizing domestically available energy resources.

The concerted efforts of all stakeholders has contributed to India's steady progress on the energy transition and in the recent edition of Energy Transition Index (2020) published by the World Economic Forum (WEF), India's ranking has moved up to 74th position and the WEF has observed that India is one of the only 11 countries, out of 115 countries, that have made consistent and measurable progress on its energy transition over the past six years.

India has a very dynamic and diversified power sector, characterized by the presence of varied power generation sources including conventional and renewable sources; a synchronously operating national grid comprising inter-regional, regional and state grids, a vibrant electricity market and a distribution sector providing electricity to end consumers.

Peak power and energy deficits have considerably reduced over the years, primarily due to addition in generation capacity, expansion of transmission systems leading to 'One Nation One Grid One Frequency' and resultant 'One Market' for electricity. However, inadequate growth of transmission and distribution infrastructure in most of the States and poor financial health of the State power utilities has been a bottleneck in providing 24x7 Power for All and spurring demand. For the distribution sector, Government of India has undertaken a number of policy and reform based initiatives like SAUBHAGYA, Affordable 24x7 Power for All, IPDS, UDAY, UJALA and more recently, the Atmanirbhar Bharat Scheme.

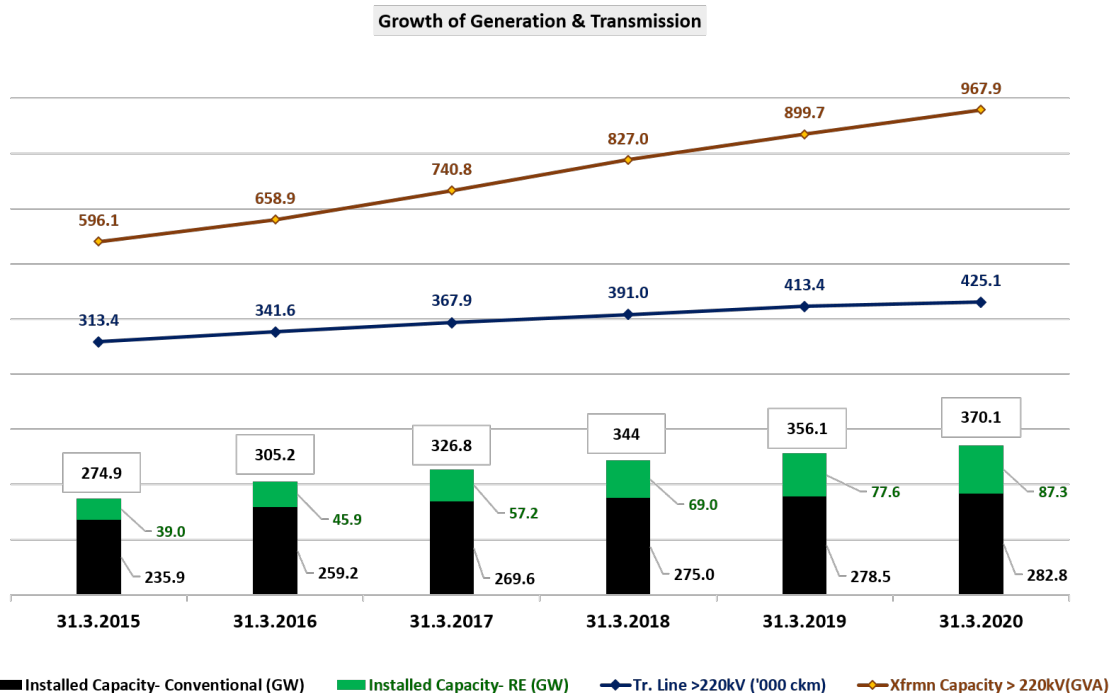
The country has been successively witnessing considerable growth in the sector, as detailed hereunder:

(Source: CEA, POSOCO)

	FY14-15	FY18-19	FY19-20	Growth (1-year)	Growth (FY15-FY20) CAGR
<b>Generation</b>					
Total Installed Capacity (incl. RE) GW	274.9	356.1	370.11	3.92%	6.13%
Renewable Capacity GW	38.96	77.64	87.03	11.75%	17.44%
Total Generation (incl. RE) BU	1110.07	1376.1	1389.1	0.94%	4.59%
Generation from RE sources(BU)	61.79	126.76	138.32	9.12%	17.49%
Cross-Border Power Exchange (BU)	9.38	13.15	15.68	19.22%	10.83%
<b>Transmission</b>					
Transmission Lines (ckm)	313,437	413,407	425,071	2.82%	6.28%
Transformation Capacity (MVA)	596,100	899,663	967,893	7.58%	10.18%
Inter-Regional Power Transfer Capacity (MW)	46,450	99,050	102,050	3.03%	17.05%
Inter-Regional Power Transfer (BU)	84.37	181.74	197.21	8.51%	18.51%
<b>Power Markets</b>					
Short Term Transactions (Nos.)	38,048	51,218	50,948	-0.53%	6.01%
Short Term Transactions (Energy Transacted) BU	80.87	120.97	117,36	-2.98%	7.73%
<b>Power Supply Position</b>					
Peak Demand (GW)	148.17	177.02	183.80	3.83%	4.40%
Peak Met (GW)	141.17	175.53	182.53	(Demand)	(Demand)
Peak Deficit (%)	4.5%	0.8%	0.7%		
Energy Demand (BU)	1068.92	1274.60	1291.01	1.29%	3.83%
Energy Met (BU)	1030.79	1267.53	1284.44	(Demand)	(Demand)
Deficit (%)	3.6%	0.6%	0.5%		

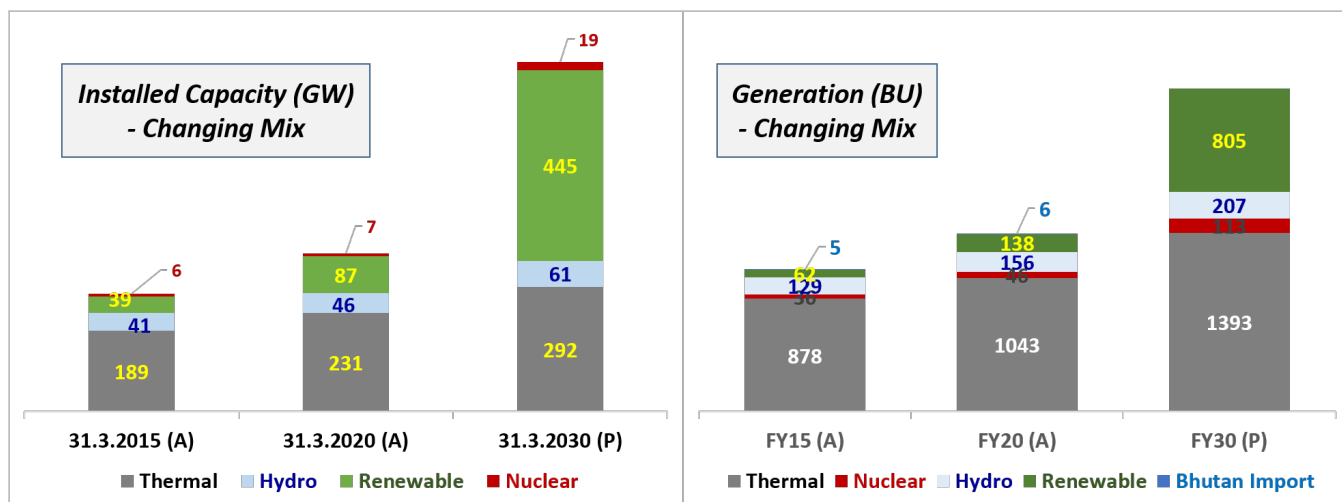
### Growth in the Power Sector during the last five years & Outlook

India has witnessed a significant increase in installed capacity in the country during the last five years, driven largely by additions in both thermal and grid connected RE, mainly wind and solar.



In view of the consistency in policy push for RE by the Government and its aim to have 40% of the total installed capacity by the year 2030 based on non-fossil fuel sources, the RE sector is poised for a quantum jump.

CEA, in its report on 'Optimal Generation Capacity Mix for 2029-30 (January 2020)', envisages installed generation capacity of 817 GW by 2029-30, with RE (solar, wind, bio-mass and small hydro) and thermal (coal, lignite & gas) share being 435GW and 292GW respectively in the country. The report also envisages a Battery Energy Storage capacity of 27,000MW by 2030. Peak Demand and Energy Requirement for 2030 have been envisaged as 340GW and 2,325BU respectively.



A- Actual; P- Projected (as per CEA Optimal Generation Mix 2030 Report-Jan2020)

The broad indicators of Draft Energy Policy, NITI Aayog (2017) point towards a sustained growth for electricity sector in the country upto 2040 which would be driven by increase in energy consumption, increased share of electricity in energy consumption, enhanced RE penetration, and sustained growth in per capita electricity consumption.

During the year, the Govt. came out with various policy initiatives and investment plans keeping in view long term sustainable growth of power sector viz. National Infrastructure Pipeline, proposed Amendment to Electricity Act, 2003, Atmanirbhar Bharat Scheme etc.

The National Infrastructure Pipeline of Govt. of India has estimated a cumulative capital expenditure of ~₹21 lakh crore in the area of Power and Renewable Energy, accounting for more than 20% of the total pipeline. The NIP has set a Vision 2025 for Power Sector, salient features of which include:

- 24x7 Clean and affordable Power for All;
- Total capacity 583GW (share: thermal-50%; renewable-39%)
- reduction in share of thermal capacity & increase in share of RE capacity
- RE share in consumption to increase to 20%
- growth in per capita consumption to 1616 units;
- promotion of Grid Storage and Offshore Wind Energy;
- Reforms in Distribution in the areas of open access, cost reflective tariffs, smart metering, use of digital platforms and
- EV Charging infrastructure.

MoP, GoI has proposed amendments to Electricity Act 2003 wherein the broad objectives focus on ensuring customer centricity, promoting ease of doing business, enhance sustainability of power sector and promotion of green power. It is envisaged that these amendments will help in bringing about operational efficiencies in the beleaguered state-owned distribution sector and assist India to improve its performance in its energy transition journey.

GoI, under its Atmanirbhar Bharat Scheme has recently allocated ₹90,000 crore for injecting liquidity for DISCOMs financials who were severely impacted by the country-wide lockdown due to Covid-19 pandemic. The Scheme also envisages privatization of DISCOMs of union territories among other things.

## 2. Transmission Sector

In India, the transmission system is a two-tier structure comprising inter-State and intra-State transmission systems. These transmission systems are mainly owned by Central and State utilities respectively, with some participation from private sector entities in both the segments. POWERGRID is India's principal and largest power transmission company, with a share of ~85% in India's ISTS as well as its inter-regional power transfer capacity.

The transmission network in India has grown significantly over the past few years driven by the need to support the growing load and provide connectivity to generation projects. India's power transmission growth in the recent past and near future has come on the back of recent Govt.'s thrust on harnessing energy from RE sources, which have made integration of RE resources with the grid as India's top priority for both energy security and carbon emission reduction. The Green Energy Corridors ("GEC") scheme comprising transmission strengthening both at inter-state and intra-state levels and establishment of state-of-the-art RE management centers are major initiatives in this direction. Your Company has successfully completed the inter-state portion of the GEC while the intra-state portion is being implemented by respective State transmission utilities.

The system planners have identified transmission system required for integration of 66.5GW Renewable Energy (RE) potential envisaged on all India basis in RE rich states towards fulfilment of GoI's target for establishing 175 GW RE capacity by 2022, which is under various phases of regulatory approval/ implementation. Your Company is also implementing a number of projects related to integration of 66.5GW RE integration.

The transmission requirements are sensitive to load growth and generation additions and therefore the overall emerging power sector scenario in India augurs well for transmission sector, which is a vital link in the power supply value chain.

## 3. OPPORTUNITIES AND THREATS/ CHALLENGES

The Government of India, focused on long term energy security as well as kick-starting the growth of economy towards World's Third largest economy, has been consistently addressing both supply and demand side issues through policy and reforms for ensuring sustained development of the Indian Power Sector. Growing power demand as a result of Govt.'s focus on improving the distribution sector- the last mile in power; addition of RE capacity; addition of capacities in conventional generation sources; cross-border linkages and adoption of new technologies to address challenges linked to RE integration are likely to be the growth drivers for power transmission in India.

Covid-19 pandemic is not expected to change the long term direction of Indian power sector or power transmission requirements, although spreading of the pandemic may lead to lockdowns, or logistical disruptions, impacting project execution timelines in the short term. Considering progressive relaxations in lockdowns and increase in economic activity, your Company is making all efforts to make up for the lost time due to lockdowns and does not envisage any major disruption in its business. The Atmanirbhar Bharat Scheme announced by Govt. also provides relief to the contractors for fulfilling their contractual obligations.

### Transmission:

#### (i) Inter-State Transmission driven by RE Integration

Towards fulfilment of GoI's target of 175 GW RE Capacity by December, 2022, the system planners have identified transmission system required for integration of 66.5 GW Renewable Energy (RE) on all India basis based on State-wise potential in RE rich states. The individual schemes are being taken up for implementation of RE projects in a phased manner, i.e. 12.4 GW by December, 2020 and

26.10 GW by December, 2021 and 28 GW by December, 2022. As per the latest estimates, the transmission schemes are estimated to cost ~ ₹42,000 crore in inter-State transmission, of which works of about ₹17,500 crore have been allocated for taking up implementation, either through POWERGRID or through the bidding route. Fourteen projects estimated at ~₹16,000 crore are under bidding as on 31<sup>st</sup> July, 2020 and the balance works of ~₹8,500 crore are under discussion/ approval.

Further, Govt. of India is also planning to unlock the Solar potential in Leh-Ladakh region of J&K, which can create additional opportunities for the sector.

Going forward, the sector expects sustained growth in installed capacity with greater share of renewables. This would create demand for associated transmission systems, system strengthening schemes in addition to new opportunities towards balancing infrastructure like STATCOMs, SVCs, Battery Storage also. However, the timelines and modalities for the same shall be finalized progressively based on operational feedback from system operator (POSOCO), LTA applications, and planning for new capacity addition.

## **(ii) Intra-State Transmission**

The intra-State transmission development is dependent on the demand growth in the States and its financial capacity to take up investments. The States till, recent past, were inclined to undertake transmission projects on investment basis, using their own resources and considering the financial health of the States, the opportunities in intra-State Transmission works were few and far in between. GoI's Ujwal DISCOM Assurance Yojana (UDAY) scheme resulted in improved financial position of a number of State utilities, which has speeded up implementation of intra-state transmission projects. Further, as an alternative to direct investment, some States are opening up to awarding transmission projects on tariff based competitive basis. During the year, two projects in the State of UP, one in MP and one in Maharashtra were taken up under TBCB route. Your Company participated and emerged successful in all the three projects it bid for.

Six projects estimated at ~ ₹7,400 crore involving two States (MP and Jharkhand) are under bidding as on 31<sup>st</sup> July, 2020.

The National Infrastructure Pipeline for Power Sector expects an investment of about ₹1.90 lakh crore in intra-State transmission between Fiscal 2020 and Fiscal 2025. Further, GoI's allocation of ₹90,000 crore towards liquidity injection for DISCOMs under Atmanirbhar Bharat Scheme is expected to provide the much needed financial support to the States for taking up investments in distribution sector and spur demand, in turn creating demand for intra-State transmission systems also. Such intra-State transmission projects would create opportunities for your Company in Consultancy, JV or TBCB depending on the mode chosen by the State(s).

## **(iii) Cross-Border Inter-connections**

The cross border power transfer by India with neighboring countries is taking place through inter-Governmental bilateral cooperation which plans for cross border interconnection, system operation, etc. India's vision to have a multi-country grid (SAARC/ BIMSTEC) for optimal utilization of resources in the region can be achieved through creation of additional and strengthening of existing cross-border interconnections. In this direction, "Guidelines on Cross Border Trade of Electricity" and (Cross Border Trade of Electricity) Regulations, 2019 have been issued by GoI and CERC respectively.

India is connected with its neighboring countries, Nepal, Bhutan, Bangladesh and Myanmar through various electrical interconnections with a cumulative power transfer capacity of about 3,830 MW. These interconnections are being further strengthened for increased mutual exchange of power and with the commissioning of under-construction interconnections, the power transfer capacity is expected to increase to about 6,450 MW progressively in next few years. The Govt. has been in discussions with Myanmar and Sri Lanka for establishing interconnections with these countries. These are expected to provide new opportunities.

## **(iv) Other emerging opportunities**

The changing landscape of Indian Power Sector together with other developments like smart cities, digitization, railway electrification, energy security, demand side management, electric vehicles, and improving financial health of DISCOMs with focus on customer is creating business opportunities, which could be in the field of Consultancy and Telecom as well newer areas of battery storage, distribution, smart grid and smart cities, advance metering infrastructure, railways etc.

Further, Govt. of India has proposed Amendment to Electricity Act 2003, with consumer centricity as one of the objectives. The various steps of the Govt. involving policy and financial support are envisaged to bring about the long pending improvements in the State power sector leading to increased business opportunities for sector participants. Your Company, with its vast experience and excellent relationship with the States is at the forefront to capitalize on emerging opportunities.

## **4. Company's Outlook**

### **(i) Transmission**

Your Company is one of the largest transmission companies in the world and India's principal power transmission company, operating primarily in inter-State transmission sector. The company's power transmission network (along with its subsidiaries acquired through tariff based competitive bidding) under operations, Telecom and consultancy business are discussed in the Director's Report.

As brought out above, Indian power transmission sector presents substantial growth opportunities and your Company being a major player in the sector expects to garner a substantial portion of the business potential.

Your Company is also India's Central Transmission Utility (CTU) since 1998. Its functions include statutory functions as per Electricity Act 2003 like coordinated planning of ISTS, granting of open access, recommending grant of transmission license etc. and functions assigned by CERC like billing collection and disbursement of ISTS charges for all transmission licensees. Presently, the CTU Planning is an identified ring-fenced function within the Company having a separate COO and a separate website. The Company has been advised by the Govt. to set up CTU as its subsidiary CTU, which would be responsible for carrying out statutory functions as identified for CTU under the Electricity Act, 2003 and also other functions assigned to CTU by CERC. The CTU functions are not commercial oriented and therefore not expected to have material impact on the business operations of the Company.

### (ii) Telecom

The Company has set up a pan India fibre optic based communication network, primarily to meet the critical communication requirements for safe and reliable grid operations. In line with global best practices, the spare capacity so available is utilized for providing commercial telecom services to various customers inter alia including telecom service providers, IT companies, Govt. Depts., PSUs, State Govts., defense establishments etc.

The digital products and services offered by telecom service providers and OTT players and falling retail tariffs have led to consistent increase in consumption of data over the past years. While the demand for telecom services is witnessing a consistent increase led by enhanced service deliveries through digital platforms, the business expansions and investments by leading companies have been impacted due to regulatory and commercial issues being faced by the sector.

During the corona pandemic, the telecom segment has been the beneficiary as the switch over to work from home, social distancing has opened up new vistas for data consumption especially in the areas of education, meetings, conferences, seminars, healthcare etc. thereby accelerating India's digital transformation. The expected launch of 5G in near future is likely to provide sustained growth opportunities for service providers like POWERGRID. Further, increased thrust of the government on digitalization of the economy, reducing use of diesel for telecom towers, enhanced data localization accelerated by prevailing geo-political environment are expected to increase the demand for other telecom services as well.

Accordingly, new business verticals within the telecom segment viz. use of transmission towers for telecom purposes by providing power to the telecom antennae and setting up of Data Centres, are being explored by the Company. Further, with a vision to directly serve neighboring countries with reliable connectivity, POWERGRID has applied to the Department of Telecommunication (DoT) for grant of ILD service authorization in its existing Unified License.

Your Company is geared up to tap these emerging opportunities and has been continuously augmenting its all-India telecom network by enhancing new bandwidth capacity in existing routes, adding new routes and new locations. Accordingly, your Company is establishing 200 G based DWDM system and has established separate 100 G internet network with SD-WAN and D-DOS facility.

Your Company is also considering to form a wholly owned subsidiary company to undertake the Telecommunications and Digital Technology.

### (iii) Consultancy – Domestic & International

Your Company is providing consultancy services in areas related to power transmission to its clients which include various departments and agencies of the Government, CPSEs, state and private power utilities and the Indian Railways and other government entities like NHAI and state departments. Renewable Energy project developers are providing traction to the business as they are seeking POWERGRID's services for setting up transmission infrastructure related to the RE generation plants. Investments by State & Private utilities in transmission and the Company's leadership and reputation will help it further expand its consultancy business within the country.

Your Company, in line with its stated Vision - to be Global Transmission Company with Leadership in Emerging Markets and as part of Govt. of India's global outreach aspirations from its Maharatna CPSEs, is also exploring global opportunities in power transmission. Based on its past experience, your Company is continuously scouting for opportunities in Africa, Asia, Middle East and CIS countries. Your Company has been providing Consultancy, Project Management and Asset Management Services to various clients and has footprints in 21 countries, spread across Asia, Africa, CIS countries and Asia-Pacific. The clientele includes state-owned power utilities, multilateral funding agencies like World Bank & ADB, IFC and Govt. of India. The Company's focus on participation in tendered out projects led to the Company emerging successful in three competitively bid out consultancy assignments in Nepal, amidst competition from global consultants. In 2019-20, the Company set up its first overseas office, in Nepal.

The Company is also focusing on cooperation with regional bodies engaged in infrastructure development and finance, and in this direction, the Company has entered into an agreement with Africa50 for exploring and undertaking PPP projects in the African continent.

Considering the corona pandemic driven lockdowns in various parts of the world, travel restrictions, the Company has been witnessing reduced inflow for expression of interest and finalization of earlier submitted proposals. The Company expects acceleration in business activities to coincide with global recovery.

Your Company's performance and latest status of works under implementation has been discussed in the Directors' Report.

**(iv) Energy Management**

With Govt's focus on exploiting energy efficiency opportunities for long term sustainability of energy, the Company with its large pool of energy auditors has been providing services in this area for past few years. The Company is a BEE Grade-1 ESCO (Energy Service Company) for taking up energy efficiency projects in India and is regularly exploring opportunities in the area of energy efficiency and demand side management. Opportunities are seen to exist in waste-to-energy, agriculture and induction motor replacement projects for States. Your Company expects to explore opportunities in these areas with various States and other establishments in the coming year and intends to set up a subsidiary for taking up energy management assignments.

**(v) Other emerging opportunities**

Driven by the years of sectoral knowledge, large pool of experienced professionals and the confidence of Govt. of India and the state governments, the Company has been regularly undertaking assignments in the various emerging business areas with related adjacencies to power like distribution, railway electrification, and new areas like energy efficiency, smart city and smart grid, EV fast-charging infrastructure and has undertaken pilot projects in smart grid in distribution and grid scale battery storage.

POWERGRID Advanced Research and Technology Centre (PARTeC), set up by your Company houses various state-of-the-art laboratories. The facility has commenced extending expert services for research, analysis, testing and calibration and expects to take this opportunity forward.

**5. Major Constraints / Challenges / Threats faced in construction, operation & maintenance of Transmission systems and mitigation thereof:**

5.1 Conserving Right-of-Way (RoW) through forests, agricultural land, urban areas, industrial establishments as well as other infrastructure, upgradation of transfer capacity of lines matching with power transfer requirement, land availability & acquisition for substations are major areas of concern in development of transmission network in the country.

**A) Major constraints & concerns and your Company's efforts in development, operation & maintenance of ISTS are:**

I. Challenges in Construction

- a) Right of Way (RoW) constraints;
- b) Difficulty in acquisition of land for construction of substation;
- c) Forest clearance;
- d) Inadequate skilled manpower in transmission line construction activities and in the area of new technologies.

II. Challenges in Operations and Maintenance

Your Company has been managing its vast transmission network which is expanding and getting complex along with ageing assets. For maintaining high level of transmission system availability, your Company has been aiming at improving operational efficiency.

**B) Initiatives to address/ mitigate the above challenges / concerns**

Your Company has been taking various initiatives to address/ mitigate the above concerns through introduction as well as deployment of new technologies in the Indian power systems, which are discussed herein below:

**a) Addressing Right of Way (RoW) constraints:**

Your Company has been adopting higher voltage levels, specially designed towers and new technologies to gradually increase the power carrying capacity of transmission lines to optimize the RoW requirement. Some of the technological initiatives taken by your Company are as under:

**(i) Route alignment & detailed survey using modern techniques**

Surveying is an important aspect of transmission line for the purpose of assessing RoW and optimizing the cost of transmission line based on selecting the shortest route, selection of optimum foundations based on type of terrain, areas prone to landslides, submergence, minimizing number of river-crossing towers, accessibility/ approachability for construction as well as from law and order point of view, etc. Alignments are considered keeping in mind the above- mentioned factors during site selection, with minor alterations often added to avoid environmentally sensitive areas and settlements at execution stage.

Your Company has been using modern techniques for route alignment viz. GIS/ GPS, satellite imaging etc., which helped in detailed mapping of the right-of-way, ground profiling along with geographical details of the location, site constraints, etc.

**(ii) Adoption of higher voltage for bulk power transfer**

With introduction of higher capacity transmission systems like 765 kV Double Circuit transmission lines, ±800 kV HVDC, considerable reduction could be achieved in RoW requirement per MW of power transfer e.g. For

transfer of bulk power to Southern Region,  $\pm 800$  kV 6000 MW HVDC link between Raigarh to Pugalur is under commissioning. For transfer of 2000 MW power to Kerala, your Company is implementing state-of-the-art  $\pm 320$  kV HVDC VSC technology partly overhead using narrow based towers and partly underground with 320 kV DC XLPE cable to take care of RoW issues.

Towards development of 1200kV Ultra High Voltage (UHV) AC technology, the highest transmission voltage level in the world, your Company has successfully established a 1200 kV UHVAC National Test Station at Bina and commissioned 1200kV single and double circuit transmission line sections along with associated 1200 kV Bays as a pilot project using indigenously developed equipment. The power flow through 1200kV National Test Station has commenced successfully. This has facilitated availability of UHV class equipment in India. Long-term field operations and tests are being carried out for performance monitoring of 1200kV UHVAC equipment.

### **(iii) Use of High Performance Conductors in existing & new lines**

High performance conductors of different configurations having the capacity to carry more power within the same transmission corridor does away with the need of creating new parallel corridors and helps in conservation of scarce land, RoW and forest resources, etc. Keeping in view the aforesaid advantages, your Company undertook re-conductoring of some of the existing lines where power flow constraints were experienced. Your Company has used twin HTLS conductors instead of quad / triple bundle ACSR conductors in multi-circuit stretches. The Company has also deployed high capacity Aluminum alloy conductor i.e. Al59 conductor (having capacity ~25-30% higher than conventional ACSR conductor) and ACSR type HTLS conductor during FY2019-20.

### **(iv) Selection of appropriate type of towers**

Proper design and construction of transmission line towers is not only important for speedy implementation of projects; safe & reliable operation of power system but also assume great significance in cost of the project and conservation of RoW. A large number of tower designs, around 250 numbers, for different wind zones, configurations, complexities & voltage levels have been developed & successfully tested by your Company in its endeavour to address problem in densely populated urban areas, conservation of forest & scarce RoW, etc. Further, pole structures for 220kV, +/-320kV HVDC, 400kV and 765kV voltage level have also been successfully developed and tested and are being used in areas having severe ROW constraints. Narrow base towers have also been developed for minimizing land use of transmission lines.

### **b) Managing scarcity of land for construction of Substation**

In order to reduce problems of land acquisition and related Rehabilitation & Resettlement and to reduce the substation land requirement, your Company has constantly upgraded and improvised by investing in new technologies like Gas Insulated Substations (GIS) which requires substantially lesser land area in comparison to the conventional Air Insulated Substations (AIS). Subsequent to commissioning its first GIS in the year 2007, your Company, along with its subsidiaries, owned 44 GIS substations at the end of FY2019-20.

Further, many substations, where additional capacities (bays) were required to be created, your Company used hybrid technology. Air Insulated Substations have been extended with Gas Insulated Switchgear.

### **c) Overcoming Forest Clearances challenges**

Timely forest clearances, wherever applicable, are key to timely completion of projects. Your Company's concerted efforts and various proactive decisions of Ministry of Environment, Forests & Climate Change (MoEFCC), Govt. of India have largely simplified the forest clearance process particularly for linear projects including transmission lines. Moreover, making forest clearance process online and time bound also helped in expediting the process by the concerned forest officials. Forest clearance process also involves payment of consideration to the Government, thereby facilitating enhancement of green cover as the consideration paid for compensatory afforestation is utilized to develop forest cover.

### **d) Addressing issues of inadequate skilled manpower in construction activities, O&M and implementation of new technologies**

For overall skill development in the country, particularly in the area of Power Transmission Line Construction, capacity building programmes are being conducted and 347 youths were trained during FY 2019-20. Cumulatively, 4,679 persons have been trained up to 31<sup>st</sup> March, 2020.

## **C) Increasing operational & maintenance efficiency**

Your Company is geared up to consistently maintain the high standards of availability and reliability of its transmission system through use of latest state-of-art maintenance practices. Maintenance activities are planned well in advance and an 'Annual Maintenance Plan' is chalked out for every asset through live line or shutdown maintenance, as per technical feasibility.

The proactive approach of your Company in managing the maintenance and refurbishment of the transmission assets has minimized the tripping of lines especially due to fog, pollution and other natural causes. The software tool, Transformer Online Condition Monitoring System (TOCMS), is operational at NTAMC and RTAMC. Your Company has adopted the latest available technological tools and techniques for better operational performance and in this direction following latest technologies have been adopted by your Company:

(i) **Development and operationalization of Software based Transformer Health Indexing System:**

Your Company has a high population of transformers and reactors, which are the most critical assets of a transmission system. Condition monitoring of these critical and costly equipment is of prime importance and therefore, to assess their condition in a more efficient way, your Company has developed a software tool which ranks their health based on the assessed condition. This software system, POWERGRID Asset Life Management System (PALMS), is operational and is enabling asset managers in timely and appropriate decision making. The Company intends to use this system for residual life assessment of Transformers and Reactors, in future.

(ii) **Adoption of latest technology for better availability of transmission lines**

- **Aerial patrolling of transmission lines** is being carried out by your Company using Helicopter equipped with Gimbal mounted LIDAR (Light Detection and Ranging), Thermo-vision Camera, Corona Camera, high resolution video and digital camera to identify the defects.

Your Company has developed an Application for patrolling of transmission lines. Patrolling of towers and defects rectification is being ensured through the APP. This helps in updating of data on real time basis which results into effective monitoring of critical locations.

- **Online fault locator**

Travelling Wave online fault locator has been implemented in a number of high capacity lines for accurate estimation of fault locations. This has helped in reducing the downtime of transmission lines by identifying the faults in the shortest possible time.

- **State-of-the-art condition monitoring techniques for substation equipment** are being used for detection of defects at incipient stage. These include Frequency Response Analysis for Transformers and Reactors, variable frequency capacitance and tan-delta measurement for Transformer/ Reactor bushings and Current Transformer, Dynamic Contact Resistance Measurement for Circuit Breakers, Third Harmonic Resistive Current measurement for Surge Arrestors, Thermo-vision scanning of substation equipment, etc. These techniques have proved to be very useful in detection of defects at an early stage. Preventive/ corrective actions were taken in advance and major failures were averted. In addition, periodic oil parameter checks, Dissolved Gas Analysis (DGA) of Transformers/ Reactors, particle counts, inhibitor content test are very useful for diagnosis of the problem and life enhancement of the Transformers/Reactors, which your Company has implemented successfully.

- **Implementation of Series Reactor:** Increase in interconnections and concentration of generation / loads have caused increase in short circuit level. In certain areas, these short circuit levels are reaching to the maximum capability of equipment which is in operation and it is expected to go beyond the present capability in future. During the year, your Company has installed and commissioned 4 numbers of Series Reactor at Ballabgarh and Mandola substations in National Capital Region (NCR) area to take care of the existing substations.

- **Introduction of Resin Impregnated paper bushings and other developments related to bushings:** To prevent failure of transformers & reactors on account of bushing failures, POWERGRID had earlier adopted Resin Impregnated Paper (RIP) bushings instead of Oil Impregnated Paper (OIP) bushings, which resulted in significant reduction in failure of transformers & reactors. Considering the benefits accrued and feedback received on adoption and operation of Resin Impregnated Paper (RIP) bushings at 400 kV voltage level Transformers and Reactors, your Company has facilitated development of 800kV RIP bushings for introduction in 800kV Transformers and Reactors too. These bushings are expected to reduce consequential damages in an unlikely event of failure.

Further, with the development of Resin Impregnated Synthetics (RIS) / Resin Impregnated Fiberglass (RIF) bushings and their added advantages over OIP & RIP bushings, POWERGRID now intends to adopt RIS/ RIF bushings also for future projects.

- **On line Transient Monitoring Systems** are being introduced at 765kV and 400kV substations to monitor switching and lightning surges. This would help in analyzing condition of the substation equipment as well as investigating the causes of failures.
- **Digital Substations:** Gaining experience from the pilot projects on Process Bus Technology at Bhiwadi and Neemrana substations, your Company has initiated a project for retrofitting conventional protection and control schemes with advanced automation systems. Also your Company is utilizing Process Bus Technology on the upcoming 220/66kV GIS substation project at Chandigarh. The new scheme is expected to ease the maintenance, simplify trouble shooting and reduce restoration time in case of any eventuality besides reduction of carbon footprint by replacing large amount of copper cables with minimal fiber optic cables.
- Your Company has installed a number of state-of-the art **Static Synchronous Compensators (STATCOMs)** in the 400kV grid to improve the grid reliability and voltage stability limit. Company has commissioned STATCOMs at Solapur, Aurangabad, Satna & Gwalior in Western Region; Lucknow & Nalagarh in Northern Region; Ranchi, Rourkela, Jeyapore & Kishanganj in Eastern Region; and Udumalpet, Trichi, Hyderabad & NP Kunta in Southern Region.

Further one Thyristor Controller Reactor (500 MVAR) in Kurukshetra is also being implemented to improve the static as well as dynamic voltage profile of Kurukshetra HVDC station.



5.2 Due to the COVID pandemic, a lockdown was announced by the Government of India effective from 25<sup>th</sup> March 2020. As per the Government guidelines, transmission units and services were identified as essential services and were therefore exempted from the lockdown. On the operations front, the Company issued guidelines and protocols for carrying out operations and maintenance of its units and ensured that there was no adverse impact on the availability of its transmission system. This could be achieved through enhanced use of automation and digital solutions. On the project implementation front, the Company's construction activities were adversely impacted during the lockdown period due to disruptions in supply chain and manpower availability. Subsequent to phase-wise lifting of the lockdown and progressive commencement of economic activity, the project implementation has improved. Further, looking into the difficulties faced by the transmission service providers and to mitigate the same, Govt. of India has given an extension of five months in respect of scheduled commercial operation date for transmission projects under construction as on March 25, 2020. Govt. of India has also announced measures to facilitate the liquidation of outstanding dues of the utilities.

There has been no material impact on the operations or profitability of the company during the financial year due to the pandemic. However, the impact assessment of COVID 19 is a continuing process given the uncertainties associated with its nature and duration and the company will continue to monitor the situation for any material changes.

### 6. Environment & Social Management

Transmission projects are by and large environmentally benign due to inherent flexibility available in routing the transmission lines as well as for setting up of substations. But understanding Environmental and Social Responsibilities, the Company has always endeavored to protect the environment in areas of its activities right from planning to commissioning as well as during operation of projects. The Company commits itself to the goal of sustainable development in line with its well-defined Environmental and Social Policy and Procedures (ESPP). The ESPP outlines its approach and commitment to deal with environmental and social issues, relating to transmission projects, and lays out management procedures and protocols to address the same. It lays a framework for identification, assessment and management for environmental and social concerns at organizational and project level with the adopted principles of Avoidance, Minimization and Mitigation with provision of restoration.

The ESPP is applauded by the multilateral funding agencies like The World Bank & ADB and applied uniformly for projects across the country. The Company undertakes environmental assessment for its projects as a standard operating procedure, as per the ESPP and also functions within permissible standards of ambient air quality & noise levels.

The Company, as a responsible Corporate Citizen, undertakes detailed Environmental & Social Assessment of its projects as prescribed in its ESPP, despite it not being a statutory requirement. During such assessment process, an Environment Management Plan (EMP) is prepared identifying all possible impacts associated with transmission line projects. The EMP also contains mitigation measures including monitoring indicators with responsibility allocation in different stage of project cycle. For ensuring proper and effective implementation of various measures of EMP by associated contractors, it has also been made part of contract condition/document.

Availability of land has always been a contentious issue due to huge demand of land for different infrastructural projects. Considering the limited availability of land and resultant social impact associated with involuntary land acquisition, efforts are made to establish GIS substations in city areas, which require considerably less space as compared to traditional Air Insulated Switchyard (AIS). Further, it has also been endeavoured to install multi-circuit towers in the vicinity of substations, to conserve precious land resource. Besides, land for substations are being secured on direct purchase on willing buyer willing seller basis on market/negotiated rates to avoid public resistance and court intervention faced during involuntary land acquisition.

Of late, transmission projects have been facing increased resistance in obtaining RoW and acquiring land as landowners/farmers are demanding enhanced compensation. The Company acknowledges that in spite of many effective steps, management of RoW compensation issues still remains a challenge. However, payment of land compensation towards damages in respect of RoW including diminution land value towards restriction in accordance to MoP guidelines has had a revolutionary impact on transmission sector and paved the way for actual inclusive growth through enhanced compensation to farmers/ land owners and end of resistance for such important infrastructure projects in the country. In addition to land compensation, technological interventions in the form of innovative tower designs such as special compact tower, pole type towers and multi-circuit towers have significantly reduced the requirement of precious land resources for RoW and social risks to projects.

Another pioneering effort in developing technology that has been made by the Company, is to use inductive power in earth wire for powering of telecom antennas. This arrangement has huge potential to reduce emission of Green House Gases (GHGs) from DG sets. Such initiative will also contribute in achieving India's Nationality Determined Contributions committed in Paris Agreement.

The Company is also the leader in sustainability reporting following internationally accepted Global Reporting Initiative's (GRI) guidelines. Its latest report has mapped UN Sustainable Development Goals (SDGs) to POWERGRID activity and operating goals. Out of 17 SDGs, its activities are already aligned with 11 SDGs.

The Company is a firm believer that ensuring sustainability is not a onetime affair. Hence, its commitment towards practicing Environmental and Social prudence stems from the realization that the ultimate goal of any business activity is not limited to financial profitability only but also includes wider and much desired societal welfare. The Company, as part of its corporate philosophy is committed at all levels to internalize the possible impacts associated with its business processes including environmental, social and safety.

### 7. Revenue Related Risk:

The regulatory framework in India is evolving continuously and regulatory changes, if any, could have an impact on our business, results of operations and financial condition. Ministry of Power, Government of India, Central Electricity Regulatory Commission, and Central Electricity Authority are bringing out necessary changes from time to time to address the issues affecting the growth of the sector.

Despite best possible coordinated efforts, there could be mismatch in the commissioning of generation units vis-à-vis the associated transmission system due to delays in the materialization of some of the generation projects.

In fourth amendment to the Central Electricity Regulatory Commission (Indian Electricity Grid Code) Regulations, effective from 06.04.2016, provision has been made to sign the implementation agreement with the generating companies and transmission licensees implementing the upstream / downstream network under cost plus to cover the mismatch. CERC in its Tariff Regulations, 2019 has stipulated the methodology for treatment of mismatch with generation and/or upstream/ downstream network or with ISTS system being developed by other transmission licensees. In case the transmission asset is prevented from regular service due to mismatch in commissioning, your Company can approach CERC for approval of date of commercial operation and payment of transmission charges.

The Central Electricity Regulatory Commission (Sharing of Inter-State Transmission Charges and Losses) Regulations, 2010 which came into effect from 01.07.2011, provides for computation of Point of Connection (PoC) charges and losses by introducing new methodology for sharing of transmission charges. Till date there have been six amendments to Sharing Regulations, 2010. However, States namely Bihar, Odisha, West Bengal, Maharashtra and Jharkhand had challenged the aforesaid sharing methodology in the court of law and final decision is awaited. In terms of interim order of the Delhi High Court, all the above States are, however, making payment as per said Regulation. Further, CERC vide notification No. L-1/250/2019/CERC dated 4<sup>th</sup> May 2020 came out with Central Electricity Regulatory Commission (Sharing of Inter-State Transmission Charges and Losses) Regulations, 2020. These regulations shall apply to all Designated ISTS Customers (DICs), Inter-State Transmission Licensees, National Load Despatch Centre (NLDC), Regional Load Despatch Centres (RLDCs), State Load Despatch Centres (SLDCs) and Regional Power Committees (RPCs). The sharing methodology under these regulations shall be on ex-post basis based on monthly actual load flow scenario. These regulations shall come into force from the date to be separately notified by the Commission.

Realization of dues by your Company has been fairly good in the recent past, in spite of the stressed financial conditions of the DISCOMS and IPPs. GOI introduced measures like 'UDAY' and other reforms to improve the financial condition of the DISCOMs have assisted in realization of dues. In addition, your Company has a payment security mechanism with the State Power Utilities in the form of Letters of Credit (LC) backed by the Tri-Partite Agreements (TPA). As per the provisions of the TPA, the customers are required to establish LC covering 105% of the average monthly billing of your Company for last 12 months. The TPA was signed amongst Government of India (GoI), Reserve Bank of India and the individual State Governments subsequent to the issuance of the One Time Settlement Scheme of State Electricity Boards dues during FY 2001-02 by the GoI, which was valid till Oct.'2016. GoI has approved the extension of these TPAs for a further period of 10 years. Almost all the States/Union Territories have executed the agreements for extension of TPAs. The TPA also provides that if there is any default in payment of current dues by any State Utility, the outstanding dues beyond 90 days can be deducted from the State's RBI account and paid to the concerned CPSU. There is also provision for regulation of power by your Company as per CERC regulations in case of non-payment of dues and non-establishment of LC; for termination of Transmission Service Agreement (TSA) in case of default in establishment of LC and payment of transmission charges. Necessary actions are being taken by your Company from time to time to improve the realization of dues from the customers. The Govt. of India, under Atmanirbhar Bharat Scheme, has also allocated ₹90,000 crore to inject liquidity for DISCOMs financials.

In respect of trade receivables from Telecom and Consultancy, customer credit risk is managed by regular monitoring of the outstanding receivables and follow-up with the consumer for realization.

### **Tariff Regulations, 2019**

The transmission charges of your Company's assets are regulated by Central Electricity Regulatory Commission and are determined by tariff norms which are applicable for a period of 5 years. CERC vide notification dated 7<sup>th</sup> March, 2019 notified the Tariff Regulations applicable for transmission system including communication system used for inter-state transmission of electricity for the Tariff Block 2019-24, which is effective from 01.04.2019 and shall remain in force till 31.03.2024.

## **8. Risk Management Framework**

To minimize the uncertainties and complexities associated with Company's business operations and growth objectives, an Enterprise Risk Management (ERM) framework has been implemented. ERM is a structured, consistent and continuous process for identification, assessment, monitoring and management of risks. As per this framework, the significant business processes / risks are monitored and controlled through various Key Performance Indicators (KPIs). In view of enhanced digitization and aligning with the global best practices, the Company during the year identified cyber security as a risk within its ERM framework.

Your company has duly constituted a Risk Management Committee and designated a Chief Risk Officer. The said Committee meets at regular intervals and reviews KPIs and major business risks and provides corrective measures to improve business process efficiencies, wherever required. The ERM approach has helped the Company to improve strategic decisions making within the Organization and also in better identifying risks and opportunities.

### **Internal Financial Control and Adequacy**

POWERGRID has a comprehensive internal control mechanism in place to verify the Accounting and Financial Management System, adequacy of controls, material checks, financial propriety aspects and compliance implementation mechanism. The elaborated guidelines for preparation of Accounts are followed consistently for uniform compliance.

In line with the provisions of Section 179 read with Rule 8 of the Companies (Meetings of Board and its Powers) Rules, 2014 the Internal Auditors were appointed by the Board of Directors. Regular and exhaustive Internal Audit on half yearly basis is carried out by the experienced Cost / Chartered Accountant Firms in close co-ordination with Company's own Internal Audit department to ensure that all checks and balances are in place and all internal controls/systems are in order. The Corporate Internal Audit Department also carries out System Audit and Management Audit to reassure the effectiveness of internal control mechanism. The scope of the Internal Audit is derived from the Internal Audit Plan approved by the Audit Committee.

The Audit Committee meets at regular intervals. The significant / material audit findings are placed before the Audit Committee for review, discussion and subsequent action.

## Integrated Management Policy:

POWERGRID is committed to:

- o establish and maintain an efficient and effective "National Grid" with due regard to time, cost, technology and value addition,
- o sustainable development through conservation of natural resources and adopting environment friendly technology on principles of Avoidance, Minimization and Mitigation,
- o ensure safe, occupational hazard free and healthy work environment,
- o to the satisfaction of stakeholders in all areas of its activities and shall endeavor to improve continually its management systems and practices in conformity to legal and regulatory provisions.

## 9. Financial Discussion and Analysis

Comparison of Fiscal 2020 to Fiscal 2019.

(₹ in Crore)

Particulars	Fiscal 2020	Fiscal 2019
Revenue from Operations	36,185.54	34,119.12
Other Income	2,132.43	1,498.95
<b>Total</b>	<b>38,317.97</b>	<b>35,618.07</b>

Total income in Fiscal 2020 was ₹38,317.97crore, which represented an increase of 7.58% over the total income of ₹35,618.07 crore in Fiscal 2019. In Fiscal 2020, transmission and transmission-related activities constituted 91.02% of our total income, with the balance coming from our consultancy, telecommunication business and other income. Revenue from Transmission decreased for the Fiscal 2020 due to change in MAT rate from 18.5% to 15% considered for grossing up of Return on Equity (ROE) as per CERC Regulations in accordance with the amendment in Section 115JB of the Income Tax Act, 1961 announced by Government of India through Taxation Laws (Amendment) ordinance, 2019.

### Factors affecting your Company's results of operations

#### • Tariff norms

Our charges for recovery of service provided to transmission customers are governed by tariff norms notified by the CERC pursuant to Central Government Tariff Policy and legislation. CERC Tariff Regulations apply in all cases where tariff for a generating station or a unit thereof and the transmission system or an element thereof, including communication system used for inter-State transmission of electricity is required to be determined by the CERC in accordance with the provisions of Section 62 read with Section 79 of the Electricity Act. However, these Tariff Regulations shall not be applicable to Generating Stations based on Renewable Energy sources and to Generating Stations or Inter-State transmission systems where tariffs have been discovered through competitive bidding.

The generating company/ transmission licensee shall make an application as prescribed in the Tariff Regulations, for determination of tariff based on capital expenditure incurred duly certified by the auditors or projected to be incurred up to the date of commercial operation and additional capital expenditure incurred or projected to be incurred during the balance tariff period of the generating station or the transmission system as the case may be.

Under the Tariff Regulations applicable for Tariff Block 2019-24, your Company has been permitted to charge its customers, the transmission charges for recovery of annual fixed cost ("AFC") consisting of various tariff components such as Return on Equity, Interest on Outstanding Debt, Depreciation, Operation & Maintenance expenditure and Interest on Working Capital.

The Return on Equity (ROE) is computed on pre-tax basis by grossing up the base rate of return on equity of 15.5% at the effective tax rate of the respective financial year. ROE shall be reduced by 1% for such period as may be decided by CERC, if any transmission system is declared under commercial operation without commissioning of data telemetry, communication system up to load dispatch centre or protection system. An additional ROE of 0.5% that was allowed in previous tariff block for project(s) completed within the timelines specified under the CERC Tariff Regulations has been dispensed with in the current Tariff Regulations, 2019.

The repayment of loan capital for each year of the tariff period 2019-24 is deemed to be equal to the depreciation allowed for that year. Despite any moratorium period availed by your company, the repayment of loan is considered for tariff from the first year of commercial operation of the project and shall be equal to the annual depreciation allowed.

Recovery of Operation & Maintenance (O&M) expenses for maintaining the transmission systems are based on specified norms for Transmission Line, Sub-stations and HVDC systems, etc. O&M norms for Communication System have been introduced in tariff block 2019-24 as 2% of the capital cost subject to actuals at the time of truing up.

For interest on working capital, the working capital amount is calculated as - (i) consisting of receivables equivalent to 45 days of annual fixed cost; (ii) maintenance spares @ 15% of operation and maintenance expenses and (iii) operation & maintenance

expenses for one month. Rate of interest on working capital for the year is on normative basis and is linked to one year MCLR (Bank Rate) of SBI plus 350 bps as on 1.4.2019 or as on 1<sup>st</sup> April of the year in which the transmission system is declared under commercial operation during the tariff period 2019-24, whichever is later.

For projects being implemented under TBCB route, the tariff is not on cost plus basis and is discovered through tariff based bidding process wherein the successful bidder would be the one who has quoted the lowest levelized tariff for a period of 35 years for establishing transmission projects on a build, own, operate and maintain basis.

Besides above rebate for timely payment of transmission charges and late payment surcharge for delayed payments is also applicable as per Tariff Regulations. Rebate @ 1.5% for payments made within 5 days (against earlier provision of 2% for payments made within 2 days); @ 1% rebate on payments made between 5 -30 days; Late payment surcharge @18% is applicable for payments due after 45 days. Certain relaxations regarding Late Payment Surcharge have been announced by the CERC/ Govt. of India due to prevailing COVID pandemic.

Your Company, as CTU, is performing the activity of Billing, Collection and Disbursement (BCD) on behalf of all the ISTS licensees and also some of the non-ISTS licensees, whose lines have been certified by RPCs to be used as deemed ISTS.

Certain expenses and income, allowed under CERC Regulations are required to be reimbursed/passed on to beneficiaries in future, are to be accounted in the Statement of Profit and Loss as per the provisions of IndAS 114 'Regulatory Deferral Accounts'. Such expenses and income, to the extent recoverable/payable as part of tariff under CERC Regulations are treated as Regulatory Deferral Assets/Liabilities.

- **Foreign Exchange Rate Variation**

FERV arising during the construction period for settlement/translation of monetary items (other than non-current loans) denominated in foreign currency to the extent recoverable/payable to the beneficiaries as capital cost as per CERC Tariff Regulations are accounted as Regulatory Deferral Account Balances. In respect of long term foreign currency loan drawn on or after 1<sup>st</sup> April, 2016, exchange difference to the extent recoverable as per CERC Tariff Regulations are recognised as Regulatory Deferral Account Balances. The company expects to recover these amounts through depreciation component of the tariff over the life of the asset or as exchange rate variation on repayment of the loan.

The tariff norms for the block period 2019-2024 notified by the Central Electricity Regulatory Commission (CERC) provide for grossing up of the return on equity based on effective tax rate for the financial year based on the actual tax paid during the year on the transmission income. Accordingly, deferred tax provided during the year ended 31.03.2020 on the transmission income is accounted as 'Deferred Assets against Deferred Tax Liability'. Deferred Assets against Deferred Tax Liability for the year will be reversed in future years (including tax holiday period) when the related deferred tax liability forms a part of current tax. Your Company has recognized an amount of ₹0.00crore (Previous Year ₹19.67crore) on account of pay revision as recoverable from the beneficiaries in subsequent periods under Regulatory Deferral Account Balances. These balances are to be adjusted in the year in which they become recoverable from beneficiaries as per CERC. Amount of regulatory deferral account balances is on undiscounted basis.

## 10. Income

### 10.1 Revenue from Operations

(₹ in Crore)

Revenue from Operations	Fiscal 2020	Fiscal 2019
Revenue from transmission charges	34,876.35	32,844.94
Consultancy- Project Management & Supervision	610.98	610.93
Revenue from telecom	698.21	663.25
<b>Total</b>	<b>36,185.54</b>	<b>34,119.12</b>

### 10.2 Revenue from other Services

Your company also earns revenue from Consultancy (including project management and supervision services) and Telecommunication business. Our consultancy income mainly consists of fee for the execution of transmission and communication system-related projects on a turnkey basis and technical consulting assignments for Indian state utilities, joint venture companies and utilities in other countries. The income from Consultancy business against sale of services in the Fiscal 2020 was ₹610.98 crore as against ₹610.93 crore in the Fiscal 2019.

The revenue from our telecommunication business is mainly on account of leasing bandwidth of our fibre-optic lines. The income from Telecom Business in the Fiscal 2020 was ₹698.21 crore as against ₹663.25 crore during Fiscal 2019, an increase of 5.27%.

### 10.3 Other Income

Your company's other income was ₹2,132.43 crore in Fiscal 2020, an increase of 42.26% over the other income of ₹1,498.95 crore during Fiscal 2019.

The other income increased mainly due to increase in interest on loan to Subsidiaries, dividend income from Subsidiaries/Joint Ventures, surcharge etc.

## 11. Expenses

Expenses have been categorized as (i) Employees' benefits expense (ii) Finance Costs (iii) Depreciation and Amortization expense (iv) Other expenses.

Your company's total expenditure was ₹25,670.62 crore during Fiscal 2020, an increase of 6.39% over the total expenditure of ₹24,129.09 crore during Fiscal 2019. The total expenditure as a percentage of total income was 66.99 % during Fiscal 2020 compared to 67.74 % during Fiscal 2019.

### 11.1 Employees' benefits expense

Employees' benefits expenses include salaries and wages, performance related pay, allowances, benefits, contributions to provident and other funds and staff welfare expenses.

Employee benefit expenses increased by 9.86% to ₹1,959.47crore during Fiscal 2020 from ₹1,783.57 crore during Fiscal 2019.

### 11.2 Finance Cost

Finance cost increased by 7.94% to ₹9,813.62 crore in Fiscal 2020 from ₹9,091.42 crore during Fiscal 2019. The increase was mainly due to interest on loans from Indian Banks & Financial Institutions for newly commissioned projects during Fiscal 2020 & Fiscal 2019.

### 11.3 Depreciation and Amortisation Expenses

Your company's depreciation and amortization expenses increased by 8.55% to ₹11,073.18 crore in Fiscal 2020 from ₹10,200.67 crore in Fiscal 2019. The increase was mainly because of the commissioning of new transmission assets.

The depreciation provided is related to transmission business on straight line method following the rates and methodology notified by the CERC for the purpose of tariff.

Depreciation on assets of telecom and consulting business is provided for on straight line method as per useful life specified in Schedule-II of the Companies Act, 2013. ULDC assets commissioned prior to 1<sup>st</sup> April, 2014 are depreciated on straight line method@ 6.67% per annum.

### 11.4 Other Expenses

Other expenses primarily consist cost of Repair and Maintenance of Buildings, Plant and Machinery, power charges, security expenses, vehicle hiring charges, travelling expenses, CSR expenses and FERV. Other expenses decreased by 7.50% to ₹2,824.35 crore during Fiscal 2020 from ₹3,053.43 crore in Fiscal 2019. The decrease in other expenses is mainly on account of decrease in repair & maintenance of Plant & machinery, provision for doubtful debts and FERV etc.

## 12. Profit before Tax & Regulatory Deferral Account Balances

Your company's Profit before Tax & Regulatory Deferral Account Balances during Fiscal 2020 was ₹12,647.35 crore, an increase of 10.08% over profit before tax & Regulatory Deferral Account Balances of ₹11,488.98 crore during Fiscal 2019.

### 12.1 Tax Expenses

Tax expenses consist of Current tax and Deferred tax.

### 12.2 Current Tax

In Fiscal 2020, we provided for ₹2,230.74 crore as against ₹2,489.43 crore during Fiscal 2019.

### 12.3 Vivad se Vishwas Scheme 2020

Government had introduced Vivad Se Vishwas Scheme under Direct Tax Vivad Se Vishwas Act (VSVS) on 17<sup>th</sup> March 2020 for one-time settlement of all disputed cases, pending before various Authorities / Tribunal. Under this scheme, on payment of disputed taxes amount, complete waiver of interest and penalty was provided. In view of the above, POWERGRID has opted for the Vivad Se Vishwas Scheme of Government and paid ₹121.91 crore for settlement of disputed taxes for assessment years 2010-11, 2011-12 and 2016-17.

### 12.4 Deferred Tax

Provision for deferred tax is made in respect of timing difference mainly on account of higher depreciation charge available under income tax provisions.

During Fiscal,2020 we provided Deferred Tax ₹1,288.83 crore as against ₹(3,465.87) crore in Fiscal 2019. In the opinion of the management it is probable that future economic benefit will flow to the Company in the form of availability of set off against future income tax liability by recognizing MAT credit as follows:

Future taxable profits will be adjusted against (a) tax holiday u/s 80-IA of Income tax Act,1961 for the Projects commissioned upto 31<sup>st</sup> March, 2017 (b) initial depreciation on the assets to be commissioned in future and (c) regular income tax depreciation u/s 32 of Income tax Act,1961 and thereafter tax amount will be set off against MAT credit to the extent of ₹1,774.60 crore for Fiscal 2020 as against ₹ 5,935.70 crore. Hence, the same has been recognized as Deferred Tax Assets during the year.

### 12.5 Net Movement in Regulatory Deferral Account Balances (Net of Tax)

Net movement in Regulatory Deferral Account Balances-Income/(Expenses) net of tax for Fiscal 2020 stood at ₹1,683.40 crore as against ₹(2,526.87) crore in Fiscal 2019. The increase in income against expenses is due to increase in deferred assets against deferred tax liability and Regulatory Deferral Account Balance of Foreign currency fluctuations.

### 13. Profit after Tax

Your company's Profit after Tax during Fiscal 2020 was ₹10,811.18 crore, an increase of 8.78% over Profit after Tax of ₹9,938.55 crore during Fiscal 2019.

### 14. Return on Net Worth

Your company's Return on Net worth in Fiscal 2020 is 16.78% in comparison to 16.84% in Fiscal 2019.

### 15. Financial Ratios

Particulars	FY 2019-20	FY 2018-19
Debtors Turnover	7.60	8.23
Inventory Turnover	27.55	30.13
Interest Coverage Ratio	3.73	3.45
Current Ratio	0.63	0.56
Debt Equity Ratio	69:31	71:29
Operating Profit Margin (%) #	31.11	30.02
Net Profit Margin (%)	29.88	29.13

Note:# Operating profit = Profit Before Tax (excluding Deferred assets for deferred tax liability) less Other Income.

### 16. Other Comprehensive Income (Net of Tax)

Your company's other comprehensive income (net of tax) during Fiscal 2020 was ₹(104.02) crore in comparison to ₹(16.30) crore during Fiscal 2019. The variation is mainly due to decrease in valuation of investment in PTC India Limited shares and increase in provisions made for actuarial valuation.

### 17. Credit Ratings

The Company's financial prudence is reflected in the strong credit rating accorded by ratings agencies. For details, refer Report on Corporate Governance.

### 18. Liquidity and Capital Resources

Your company depends on both internal and external sources of liquidity to provide working capital and to fund capital requirements. As at March 31, 2020, your company had cash and cash equivalents of ₹4,795.67 crore as against ₹3,643.14crore as at March 31,2019.

### 19. Cash Flows

(₹ in crore)

	Year ended March 31,	
	2020	2019
Net cash from operating activities	29,530.10	23,148.92
Net cash (used in) investment activities	(9,665.58)	(18,648.45)
Net cash (used in) Financing activities	(18,711.99)	(2,373.54)
Cash and cash equivalents at the end of the year	4,795.67	3,643.14

### 19.1 Net Cash from Operating Activities

Your company's net cash flows from operating activities are principally used to service long-term debt, for capital expenditures, for investments and for payment of dividend. The net cash from operating activities was ₹29,530.10 crore in Fiscal 2020 as against ₹23,148.92 crore during Fiscal 2019.

### 19.2 Net Cash used in Investment Activities

Your company's net cash used in investing activities during Fiscal 2020 was primarily reflected in expenditure on Property, Plant & Equipment and Capital Work-in-Progress (including advances for capital expenditure) of ₹8,006.12 crore, Loans & Advances to Subsidiaries & Joint Ventures of ₹2,262.33 crore investment in Subsidiaries & Joint Ventures of ₹1,056.47 crore and receipt of interest on deposits, bonds and loans to subsidiaries & JV's of ₹1,136.20 crore and receipt of grant of ₹233.94 crore. The Company's net cash used in investing activities was ₹9,665.58 crore during Fiscal 2020 as against ₹18,648.45 crore during Fiscal 2019.

### 19.3 Net Cash used in Financing Activities

During Fiscal 2020, your company raised ₹10,325.96 crore of new long term borrowings. These borrowings included principally Rupee bonds and foreign currency borrowings. The company repaid ₹10,765.64 crore of long term borrowings and paid interest and finance charges of ₹11,696.27 crore. In the Fiscal 2020, the Company paid dividend of ₹4,425.92 crore comprising final dividend of ₹1,307.90 crore for Fiscal 2019 and interim dividend of ₹3,118.02 crore for Fiscal 2020.

## 20. Capital Expenditure

Your company's capital expenditure is primarily for the installation of new transmission capacity and the expansion of existing capacity. Our capital expenditure during Fiscal 2020 and Fiscal 2019, was ₹15,313 crore and ₹25,807 crore, respectively which includes CAPEX for TBCB companies of ₹3,635 Crore (Previous Year ₹4,008 Crore).

## 21. Non-current Assets

Your company's Non-current Assets were ₹2,27,017.48 crore and ₹2,20,517.42 crore as at March 31, 2020 and March 31, 2019, respectively. Non-current assets have been categorized as (i) Property, Plant & Equipment; (ii) Capital work in progress; (iii) Investment Property (iv) Intangible assets; (v) Intangible assets under development; (vi) Investments (vii) Loans; (viii) other non-current financial assets and (ix) other non-current assets.

### 21.1 Property, Plant and Equipment

Property, Plant & Equipment (Net Block) increased to ₹1,68,339.02 crore in Fiscal 2020 from ₹1,62,266.88 crore in Fiscal 2019 an increase by 3.74%. Property, Plant & Equipment mainly consists of Land, Buildings, Transmission Lines, Substations, HVDC, ULDC Equipment, Furniture & Fixtures etc.

### 21.2 Capital work in progress

Your company's capital work-in-progress was ₹30,180.08 crore and ₹33,364.02 crore, as at March 31, 2020 and 2019, respectively, a decrease of 9.54%. The cost of materials consumed, erection charges and other expenses incurred for the implementation of projects are shown on the balance sheet as capital work-in-progress, pending capitalization of the completed project. The change in this amount is due to commissioning and capitalization of a number of transmission projects and due to undertaking of new transmission projects.

### 21.3 Intangible assets

Intangible Assets consist of Electronic Data Processing Software, Right of Way-Afforestation Expenses, Telecom licenses. The value of unamortized Intangible assets (Net) decreased to ₹1,497.41 crore in Fiscal 2020 from ₹1,593.10 crore during Fiscal 2019, a decrease by 6.01%.

### 21.4 Intangible assets under development

Right of way-afforestation expenses and expenses incurred for development of 1200 kV Transmission system are shown on the balance sheet as Intangible assets under development. The value of Intangible assets under development was ₹219.55 crore and ₹214.06 crore as at March 31, 2020 and 2019, respectively, on account of capitalization of expenditures on Transmission Projects during Fiscal 2020.

### 21.5 Investments

Investments have been classified into quoted and un-quoted categories. As at March 31, 2020, the quoted and un-quoted investments were ₹46.50 crore and ₹3,717.16 crore as against ₹88.14 crore and ₹2,668.39 crore, respectively as at March 31, 2019. Investments under 'Quoted' category are investments made in PTC (India) Limited computed at Fair Value. Investments Under 'Unquoted' category in Fiscal 2020 consist equity investment in joint venture and subsidiary companies mainly at cost. Major investments in Joint venture & subsidiaries as on 31.03.2020 are:

Sl. No.	Name of the Subsidiary/Joint Venture	Amount invested as on 31.03.2020 (₹in crore)
<b>Subsidiaries</b>		
1	Power Grid NM Transmission Limited	<b>278.40</b>
2	Power Grid Vizag Transmission Limited	<b>209.73</b>
3	Power Grid Mednipur Jeerat Transmission Limited	<b>289.33</b>
4	Power Grid Varanasi Transmission System Limited	<b>125.05</b>
5	Power Grid Warora Transmission Limited	<b>393.30</b>
6	Power Grid Jabalpur Transmission Limited	<b>217.15</b>
7	Power Grid Parli Transmission Limited	<b>319.50</b>
8	Power Grid Southern Interconnector Transmission System Limited	<b>709.00</b>
<b>Joint Ventures</b>		
9	Powerlinks Transmission Limited	<b>229.32</b>
10	Torrent Power Grid Limited	<b>23.40</b>
11	Jaypee Power Grid Limited	<b>78.00</b>
12	Parbati Koldam Transmission Company Limited	<b>70.94</b>
13	Teestavalley Power Transmission Limited	<b>120.12</b>
14	North East Transmission Company Limited	<b>106.96</b>
15	National High Power Test Laboratory Private Limited	<b>30.40</b>
16	Cross Border Power Transmission Company Limited.	<b>12.62</b>
17	Bihar Grid Company Limited	<b>250.80</b>
18	Power Transmission Company Nepal Limited	<b>6.50</b>

### 21.6 Loans (Non Current)

The Loans have been classified as Loans to Related Parties & Loans to Employees. As at March 31, 2020, Loans to Related Parties and Loans to Employees were ₹12,530.62crore and ₹253.13 crore as against ₹10,526.96 crore and ₹182.03 crore, respectively as at March 31, 2019. The increase in Loans from Fiscal 2019 to Fiscal 2020 was mainly due to increase in Unsecured Loans to Subsidiaries which are executing Projects acquired by the Company through Tariff Based Competitive Bidding (TBCB) route and loans to employees.

### 21.7 Other non-current financial assets

Your company's other non-current financial assets was ₹4,106.80crore and ₹4,548.37 crore as on March 31, 2020 and 2019, respectively. Other non-current financial asset mainly consist of Recoverable from GOI fully service Bond and Lease Receivables. Company has issued GOI fully service bonds amounting to ₹3,487.50 crore during FY 2019-20 for raising of Extra Budgetary Recovery (EBR) for GOI scheme of Power System Development fund in terms of letter no. 7/1/2018-OM dated 21<sup>st</sup> January, 2019 of Ministry of Power, Govt. Of India (GOI) for meeting accrued liabilities for creation of Capital Assets. The repayment of principal and the interest payment on such bonds shall be met by GOI.

### 21.8 Other non-current assets

Your company's other non-current assets was ₹6,127.18 crore and ₹5,065.44 crore, as at March 31, 2020 and 2019, respectively, an increase by 20.96%. Other non-current assets mainly comprise of advances for Capital Expenditure, deferred foreign currency Fluctuation Asset, advance recoverable in kind or for value to be received.

## 22. Current Assets

Your company's Current Assets were ₹18,409.12 crore and ₹17,872.31 crore as at March 31, 2020 and March 31, 2019, respectively. Current Assets have been categorized as (i) Inventories; (ii) Trade receivables; (iii) Cash &Cash Equivalents; (iv) Bank Balances other than cash and cash equivalents (v) Loans (vi) other current financial assets (vii) other current assets.

### 22.1 Inventories

Inventories are valued at lower of the cost, determined on weighted average basis, and net realizable value. The inventories were ₹1,400.56 crore as at March 31,2020 as against ₹1,226.28 crore in fiscal 2019. Our inventories consists components, spares & other spare parts, loose tools, consumable stores and other items. The cost of inventories increased in Fiscal 2020 as compared with Fiscal 2019, on account of your company continuing to expand the transmission network and capitalization of new projects.



**22.2 Trade Receivables**

Trade Receivables consist mainly of receivables relating to transmission services, and also receivables from consultancy services and telecom services. Our Trade Receivables as on March 31, 2020 and 2019 were ₹4,867.90 crore and ₹4,649.80 crore, respectively. Trade receivables increased by 4.69% during Fiscal 2020 as compared to Fiscal 2019. Substantially, all of our receivables are covered by letters of credit, following which we have no material debt collection problems.

**22.3 Cash & Cash Equivalents**

Cash and Cash Equivalents as on March 31, 2020 and 2019 were ₹4,795.67 crore and ₹3,643.14 crore, respectively. Cash & Cash Equivalents increased by 31.64% in Fiscal 2020 as compared to Fiscal 2019 mainly on account of term deposits (with maturity less than 3 months) held in respect of consultancy clients and Others. As on March 31, 2020, ₹136.82 crore was in current account and non designated term deposits, which was available to the Company for general purpose.

**22.4 Bank Balances other than cash & cash equivalents**

Bank balances other than cash & cash equivalents as on March 31, 2020 and 2019 were ₹598.83 crore and ₹688.90 crore, respectively. Bank Balances other than cash & cash equivalents decreased by 13.07% during Fiscal 2020 as compared to Fiscal 2019 mainly on account of term deposits in banks for consultancy clients and Others.

**22.5 Loans**

Loans as on March 31, 2020 and 2019 were ₹696.87 crore and ₹416.87 crore, respectively. Loans during Fiscal 2020 as compared to Fiscal 2019 increased mainly on account of current maturities of Loans to Subsidiaries Companies.

**22.6 Other current financial assets.**

Other current financial assets as on March 31, 2020 and 2019 were ₹5,828.84 crore and ₹6,918.54 crore, respectively mainly consisting unbilled revenue. Other current financial assets decreased by 15.75% during Fiscal 2020 as compared to Fiscal 2019 mainly on account of decrease in unbilled revenue.

**22.7 Other Current Assets**

Our other current assets as at March 31, 2020 and 2019 were ₹220.45 crore and ₹328.78 crore respectively.

**23. Indebtedness**

Your Company relies on both Rupee and foreign currency denominated borrowings. A significant part of our external funding has been through long-term foreign currency loans from multilateral agencies such as the World Bank and the Asian Development Bank, with our performance under such loans guaranteed by GoI. Following table sets forth, by currency, our outstanding debt and its maturity profile (currency conversions are as of March 31, 2020):

(₹ in Crore)

<b>Loan Name</b>	<b>2020-21</b>	<b>2021-22</b>	<b>2022-23</b>	<b>2023-24</b>	<b>Beyond 2023-24</b>	<b>Total</b>
<b>Domestic Bonds (1)</b>	5,007.98	8,223.73	6,090.23	5,391.48	48,056.54	72,769.96
<b>Domestic Loans (2)</b>	1,454.00	1,454.00	2,004.00	2,550.17	18,645.23	26,107.40
<b>Foreign Loans</b>						
<b>US\$</b>	2327.45	2339.52	6147.81	2397.85	24311.68	37,524.31
<b>EUR</b>	463.30	446.57	551.10	551.10	3310.18	5,322.25
<b>SEK</b>	292.97	192.93	192.93	192.93	742.12	1,613.88
<b>JPY</b>	12.85	12.85	12.85	12.85	1590.44	1,641.84
<b>TOTAL (3)</b>	<b>3096.57</b>	<b>2991.87</b>	<b>6904.69</b>	<b>3,154.73</b>	<b>29,954.42</b>	<b>46,102.28</b>
<b>GRAND TOTAL (1+2+3)</b>	9,558.55	12,669.60	14,998.92	11,096.38	96,656.19	144,979.65

**23.1 Long-term borrowings**

Your company's long-term borrowings (excluding current maturities) as at March 31, 2020 and 2019 were ₹1,35,421.11 crore and ₹1,31,039.51 crore, respectively. Long-term borrowings include amounts raised from our private placement of bonds, term loans from banks and financial institutions. Due to the increased investment in new projects during the last year, our borrowings have increased by 3.34%.

**23.2 Secured Loans**

Our secured loans (excluding current maturities of long term loans) as at March 31, 2020 and 2019 were ₹1,02,978.74 crore and ₹1,05,223.31 crore, respectively. Most of these loans have been secured by floating charges on the moveable and immovable properties of the Company. The following table presents the secured debt as at 31st March, 2020:

	Amount (₹ in crore)	% of total secured debt
Bonds denominated in Rupees	59,743.03	58.01
Term Loans and Other Loans From Banks and Financial Institutions:		
Denominated in Foreign Currency	32,505.71	31.57
Denominated in Rupees	10,730.00	10.42
<b>Total</b>	<b>1,02,978.74</b>	<b>100</b>

### 23.3 Unsecured Loans

Our unsecured loans (excluding current maturities) as at March 31, 2020 and 2019 were ₹32,442.37crore and ₹25,816.20crore respectively, which consist of domestic bonds, foreign currency bonds, loans from foreign financial institutions/ Banks such as the Natixis (Formerly Credit National) in France, Japan International Cooperation Agency (Formerly Japan Bank for International Co-operation) in Japan, Skandinaviska Enskilda Banken AB (publ.) in Sweden and AB Svensk Exportkredit, Sweden.

The following table presents our unsecured debt as at March 31, 2020

	Amount (₹ in crore)	% of total unsecured debt
Bonds denominated in Foreign Currency & Domestic Bonds	11,807.71	36.40
Term Loans from Banks and Foreign Currency Loans:		
Denominated in Foreign Currency	6,711.26	20.69
Denominated in Rupees	13,923.40	42.91
<b>Total</b>	<b>32,442.37</b>	<b>100</b>

### 24. Advance Against Depreciation (AAD)

Advance against depreciation (AAD) was a component of tariff that was permitted to be charged under CERC regulations for the Block 2004-09, to cover shortfall in respect of depreciation in a year on assets, for repayment of debts. AAD was done away with in the tariff block 2009-2014 and depreciation rate were reworked. Due to change in these tariff norms and the depreciation rates w.e.f. 1.04.2009, the outstanding AAD has been taken to transmission income after 12 years from the date of commercial operation to the extent the depreciation charged in respect of transmission system is more than the depreciation recovery under tariff. As on 31<sup>st</sup> March, 2020, AAD has decreased by 11.53% from ₹1,323.45 crore during Fiscal 2019 to ₹1,170.80 crore during Fiscal 2020.

### 25. Current liabilities

Your company's current liabilities as at 31<sup>st</sup> March, 2020 were ₹29,089.61 crore (previous year ₹32,114.14 crore). The current liabilities include (i) Borrowings, (ii) Trade payables (iii) other current financial liabilities (iv) other current liabilities; (v) Provisions and (vi) Current Tax liabilities at March 31, 2020 were 9.42% lower as compared to March 31, 2019.

#### 25.1 Borrowings

Your company's Short-term Borrowings are from Banks and through issue of Commercial Paper. These Borrowings as at March 31, 2020 and 2019 were ₹3,000 crore and ₹4,300 crore, respectively.

#### 25.2 Trade payables

Your company's Trade payables as at March 31, 2020 and 2019 were ₹225.72 crore and ₹364.11 crore respectively. Trade payables at March 31, 2020 were 38.01% lower as compared to March 31, 2019.

#### 25.3 Other Current Financial Liabilities

Your company's other current financial liabilities as at March 31, 2020 and 2019 were ₹20,831.62 crore and ₹22,886.18 crore respectively. Other current financial liabilities mainly include current maturities of long term borrowings through secured & unsecured Bonds, foreign currency loans, dues for capital expenditure, deposits/retention money from contractors and others etc. Other current financial liabilities at March 31, 2020 were 8.98% lower as compared to March 31, 2019.

#### 25.4 Other Current liabilities

Your Company's other current liabilities as at March 31, 2020 and 2019 were ₹4,267.54 crore and ₹3,863.26 crore respectively. Other current liabilities at March 31, 2020 were 10.46% are higher as compared to March 31, 2019 mainly on account of advances from customers.

**25.5 Provisions**

Your Company's provisions for Employee Benefits and others as on March 31, 2020 and 2019 stood at ₹741.95 crore and ₹700.59 crore respectively.

**25.6 Additional demand of License fee raised by DoT**

Department of Telecom (DoT) had raised additional demand of license fee interest, penalty and interest on penalty amounting to ₹ 40,427.45 crore for previous periods in respect of the licenses held by your Company by adding non-telecom revenue i.e. revenue related to transmission and consultancy as "Miscellaneous income" in Adjusted Gross Revenue (AGR). Your Company had represented to DoT against the above demands and had opined that the same were not payable by the Company. Subsequent to the order of Hon'ble Supreme Court in this regard, DoT has withdrawn the demand notices issued to the Company.

**26. BUSINESS AND FINANCIAL REVIEW OF JOINT VENTURE COMPANIES and SUBSIDIARIES for FY 2019-20:**

**26.1. Joint Venture Companies:**

**A. Powerlinks Transmission Limited (POWERLINKS):**

POWERGRID and Tata Power Company Limited are the Joint Venture Partners in this Joint Venture Company and hold 49% and 51% equity, respectively. The Company was incorporated to undertake the implementation of Transmission Lines associated with Tala HEP, East-North interconnector and Northern Region Transmission System from Siliguri in West Bengal via Bihar to Uttar Pradesh and was the first public - private partnership in Power Transmission.

As on 31.03.2020, POWERLINKS has paid-up capital of ₹468.00 crore. POWERGRID's share in the paid up capital is ₹ 229.32 crore.

POWERLINKS had progressively commissioned the project by August, 2006. POWERGRID received ₹34.40 crore (excl. DDT) dividend from POWERLINKS for Fiscal 2020.

**Financial Highlights of the Company:**

(₹ in Crore)

Particulars	Fiscal 2020	Fiscal 2019
POWERGRID's investment in Equity	229.32	229.32
Gross Income	99.27	155.57
Profit after Tax	121.14	112.57
Earnings per Share* (₹)	2.59	2.41

\*Face value per Share is ₹10 each.

**B. Jaypee Powergrid Limited (JPL):**

POWERGRID and Jaiprakash Power Ventures Limited are the Joint Venture Partners in this Joint Venture Company and hold 26% and 74% equity, respectively. The Company was incorporated to undertake the implementation of transmission system to evacuate power generated by 1000 MW Karcham Wangtoo Hydro Electric Power Project in Kinnaur District in Himachal Pradesh, from Wangtoo to Abdullapur.

As on 31.03.2020, JPL has paid-up capital of ₹300 crore. POWERGRID's share in the paid up capital is ₹78 crore.

The project was progressively commissioned in April, 2012. POWERGRID received ₹4.29 crore (excl. DDT) dividend from JPL for Fiscal 2020.

**Financial Highlights of the Company:**

(₹ in Crore)

Particulars	Fiscal 2020	Fiscal 2019
POWERGRID's investment in equity	78.00	78.00
Gross Income	163.50	164.85
Profit/(loss)after Tax	57.28	63.02
Earnings per Share* (₹)	1.91	2.10

\*Face value per Share is ₹10/- each.

**C. Torrent Powergrid Limited (TPL):**

POWERGRID and Torrent Power Limited are the Joint Venture Partners in this Joint Venture Company and hold 26% and 74% equity, respectively. The Company was incorporated to undertake the implementation of transmission system associated with 1100MW Gas Based project (Sugen) Generation Station of Torrent Power Ltd. (TPL) at Akhakhol in Surat District of Gujarat.

As on 31.03.2020, TPL has paid-up capital of ₹90 crore. POWERGRID's share in the paid up capital is ₹23.40 crore.

The project was progressively commissioned in March, 2011. POWERGRID received ₹5.38 crore (excl. DDT) dividend from TPL for Fiscal 2020.

**Financial Highlights of the Company:**

(₹ in Crore)

Particulars	Fiscal 2020	Fiscal 2019
POWERGRID's investment in Equity	23.40	23.40
Gross Income	45.90	49.43
Profit after Tax	18.48	19.14
Earnings per Share* (₹)	2.05	2.13

\*Face value per Share is ₹10/- each

**D. North East Transmission Company Ltd.(NETC):**

POWERGRID entered into a Joint Venture Agreement with ONGC Tripura Power Project Company Ltd. (OPTC), Government of Tripura, Manipur, Mizoram, Assam Electricity Grid Corporation Ltd, Meghalaya and Nagaland for establishment of Transmission Line of 400KV D/C Palatana- Silchar Bongaigoan Transmission Project associated with 726.6 MW Palatana Gas base Power Project in the state of Tripura.

As on 31.03.2020, NETC has paid-up share capital of ₹411.40 crore. POWERGRID's share in the paid up capital is ₹106.96 crore.

The project was progressively commissioned in February, 2015. POWERGRID received ₹12.83 crore (excl. DDT) dividend from NETCL for Fiscal 2020.

**Financial Highlights of the Company**

(₹ in Crore)

Particulars	Fiscal 2020	Fiscal 2019
POWERGRID's investment in Equity	106.96	106.96
Gross Income	325.82	341.07
Profit after Tax	59.10	65.56
Earnings per Share* (₹)	1.44	1.59

\*Face value per Share is ₹10/- each.

**E. Parbati Koldam Transmission Company Limited (PKTCL)**

POWERGRID and Reliance Energy Limited (REL) now Reliance Infrastructure Ltd. are the Joint Venture Partners in this Joint Venture Company and hold 26% and 74% equity, respectively. The Company was incorporated to undertake the implementation of transmission lines associated with Parbati-II (800 MW) HEP and Koldam (800 MW) HEP.

As on 31.03.2020, PKTCL has paid-up capital of ₹272.84 crore. POWERGRID's share in the paid up capital is ₹70.94 crore.

The Project commissioned progressively in Nov'2015. POWERGRID received ₹ 9.93 crore (excl. DDT) dividend from PKTCL for Fiscal 2020.

**Financial Highlights of the Company:**

(₹ in crore)

Particulars	Fiscal 2020	Fiscal 2019
POWERGRID's investment in Equity	70.94	70.94
Gross Income	209.03	166.88
Profit after Tax	84.73	49.23
Earnings per Share* (₹)	3.11	1.80

\*Face value per Share is ₹10/- each.

**F. Teestavalley Power Transmission Limited (TPTL)**

POWERGRID and Teesta Urja Ltd are the Joint Venture Partners in this Joint Venture Company and hold 30.92% and 69.08% equity, respectively. The Company was incorporated to undertake the implementation of transmission lines associated with 1200 MW Teesta-III Hydro Electric Power Project to Kishanganj sub-station.

As on 31.03.2020, TPTL has Paid-Up Capital of ₹388.45 crore. POWERGRID's share in the paid up capital was 120.12 Crore. The Project commissioned progressively in Feb'2019.

**Financial Highlights of the Company:**

(₹ in crore)

Particulars	Fiscal 2020	Fiscal 2019
POWERGRID's investment in Equity	120.12	105.56
Gross Income	278.33	85.62
Profit after Tax	43.38	(1.19)
Earnings per Share* (₹)	1.13	(0.03)

\*Face value per Share is ₹10/- each.

**G. National High Power Test Laboratory Private Limited (NHPTL):**

NHPTL is a joint venture Company of NTPC, NHPC, POWERGRID, Damodar Valley Corporation (DVC) & Central Power Research Institute (CPRI) with equal equity participation of 20% each. The main aim of the NHPTL is to establish an online high power short circuit test facility in the country. This Facility is being established for the first time in the country at Bina (M.P.) to provide a full range of short circuit testing for the electrical equipment in conformance to Indian and International Standards.

As on 31.03.2020, NHPTL has paid up share capital of ₹152 crore. POWERGRID's share in the paid up capital was ₹30.40 crore.

High Voltage Transformer (HVTR) Section of Laboratory under Phase-I put under commercial operation with effect from 1<sup>st</sup> July, 2017. The Phase-I is capable of catering to the requirement of Short Circuit Test of Electric Transformer from 50MVA, 132kV Class to 315MVA, 400 kV Class which is being enhanced upto 500 MVA, 400 kV class and 500 MVA, 765 kV class. Medium Voltage Transformer (MVTR) Section is under implementation. The project has no operating profit.

**H. Bihar Grid Company Limited (BGCL):**

POWERGRID entered into a Shareholders' Agreement on 29.12.2012 with Bihar State Power (Holding) Company Limited {BSP(H) CL} for implementation of Intra-State Transmission System in the State of Bihar on 50:50 equity participation basis.

As on 31.03.2020, BGCL has the Paid-up Share Capital of ₹501.59 crore, POWERGRID's share in the paid up capital was ₹ 250.80 crore.

The Company is implementing Bihar Transmission System Strengthening Schemes in Phase IV, Part I worth ₹2,024 crore. The majority of Part-I Project is under commercial operation. Further, Phase IV, Part II works worth ₹1,688 crore are under implementation.

**Financial Highlights of the Company:**

(₹ in crore)

Particulars	Fiscal 2020	Fiscal 2019
POWERGRID's investment in Equity	250.80	171.68
Gross Income	227.90	290.67
Profit after Tax	43.91	24.63
Earnings per Share* (₹)	0.88	0.71

\*Face value per Share is ₹10/- each.

**I. Kalinga Bidyut Prasaran Nigam Private Limited (KBPNL):**

POWERGRID has entered into a Shareholders' Agreement on 04.01.2013 with Odisha Power Transmission Corporation Limited (OPTCL) for implementation of Intra State Transmission System in the State of Odisha on the basis of 50:50 equity participation. No business has been undertaken by this Company. The shareholders of KBPNL in their Extraordinary General meeting held on 02.01.2020, approved striking off the name of the company pursuant to Section 248(2) of the Companies Act, 2013. Requisite e-form STK-2 for removal of name has been filed with Registrar of Companies, Odisha on 21.01.2020.

**J. RINL POWERGRID TLT Private Limited (RPTPL)**

POWERGRID and RINL had formed a joint venture Company, "RINL POWERGRID TLT Private Limited (RPTPL)", on 50:50 equity participation basis, for setting up a Transmission Line Tower (TLT) manufacturing plant at Visakhapatnam with a view to exploit the emerging opportunity in transmission line tower manufacturing business. As on 31.03.2020, the JV Company has paid up share capital of ₹8.00 crore. However, keeping in view the business scenario of tower manufacturing, the Board of Directors of POWERGRID accorded in-Principle approval for closure of the Company. RINL is seeking approval of Ministry of Steel for Closure of RPTPL.

**K. Cross Border Power Transmission Company Limited (CPTCL):**

POWERGRID entered into Shareholders' Agreement on 9<sup>th</sup> July, 2012 with IL&FS Energy Development Company Limited (IEDCL), SJVN Limited (SJVN) & Nepal Electricity Authority (NEA) of Nepal and formed a JV Company under the name "Cross Border Power Transmission Company Ltd" incorporated in India for implementation of Indian portion viz. Muzaffarpur - Sursand section (India Portion) of 400 kV D/C Muzaffarpur - Dhalkebar Indo-Nepal Cross Border transmission line. The Shareholding of POWERGRID, SJVN, IEDCL and NEA in the said JV Company is 26%, 26%, 38% and 10% respectively. The Audited cost of the India Portion is INR 241.27 crore and the Project is being implemented with debt: equity as 80:20.

As on 31.03.2020, CPTC has Authorized share capital of INR 75 crore and paid-up capital of INR 48.50 crore. At present, POWERGRID equity is INR 12.61 crore. The India Portion is under commercial operation w.e.f. 19<sup>th</sup> February, 2016.

The board of Directors of the Company has recommended final dividend at 16% for FY 2019-20 which would be declared in AGM after approval of shareholders. The Company will hold its AGM in the month of Sept. 2020.

**L. Power Transmission Company Nepal Limited (PTCN):**

POWERGRID entered into a "Joint Venture cum Share Purchase Agreement" on 5<sup>th</sup> April, 2014 with Nepal Electricity Authority(NEA), Hydroelectricity Investment & Development Company Ltd (HIDCL) of Nepal and IL&FS Energy Development Company Ltd (IEDCL), India and formed a JV Company under the Name "Power Transmission Company Nepal Ltd" (PTCN) incorporated in Nepal for implementation of Dhalkebar - Bhattamod 400 kV Transmission Line (Nepal Portion of 400 kV D/C Dhalkebar - Muzaffarpur Indo-Nepal Cross Border transmission line.) The Shareholding of NEA, POWERGRID, HIDCL and IEDCL in the said JV Company is 50%, 26%, 14% and 10% respectively. The Audited final executed Project cost of the Nepal Portion is NPR. 154.57 crore and the project has been implemented on 70:30 debt:equity ratio.

As on 31.03.2020, PTCN has Authorized, issued & paid-up share capital of NPR 45 crore. At present, POWERGRID equity is NPR 11.70 crore including 1,30,000 equity shares of NPR 100/- each of Bonus Shares. The line is under commercial operation w.e.f. 19<sup>th</sup> February, 2016.

The Dhalkebar - Muzaffarpur Indo-Nepal Cross Border Transmission line is being used for Transmission of power between India & Nepal.

**M. Energy Efficiency Services Limited (EESL):**

POWERGRID entered into a Joint Venture Agreement with NTPC Ltd., Power Finance Corporation Ltd. and Rural Electrification Corporation Ltd. The JV Company viz. Energy Efficiency Services Limited will promote measures of Energy efficiency, Energy Conservation and Climate Change and is carrying out business related to energy audit of Govt. buildings, consultancy assignments etc.

As on 31.03.2020, EESL has Paid-up Share Capital of ₹983.33 crore. POWERGRID's share in the paid up capital was ₹56.12 crore (5.71%).

Note: For the purpose of consolidation of Accounts, EESL has not been considered as a Joint Venture Company.

**SUBSIDIARY COMPANIES:**

**A. POWERGRID NM TRANSMISSION LIMITED**

POWERGRID NM Transmission Company Limited (PNMTL) was acquired by POWERGRID on March 29, 2012 under Tariff Based Competitive Bidding for establishing Transmission System associated with IPPs of Nagapattinam / Cuddalore Area (Package A) from PFC Consulting Ltd (the Bid Process Co-coordinator). The Transmission System comprising 765kV D/C and 765kV S/C traverses the states of Tamil Nadu and Karnataka. PNMTL was granted transmission license by CERC in June, 2013.

As on 31.03.2020, PNMTL has an Authorized and Paid up Share Capital of ₹307.43crore and ₹278.40crore each. The project elements have been progressively commissioned and the entire project has been commissioned on 26.01.2019.

(in ₹ crore)

Particulars	FY2019-20	FY2018-19
Gross Income	123.52	16.14
Profit after Tax	(29.48)	(63.56)

**B. POWERGRID VIZAG TRANSMISSION LIMITED**

POWERGRID VIZAG Transmission Company Limited (PVTL) was acquired by POWERGRID on August 30,2013 under Tariff Based Competitive Bidding for establishing Transmission System for 'System Strengthening in Southern Region for import of power from Eastern Region' from REC Transmission Projects Company Limited (the Bid process Coordinator). The transmission system comprising Srikakulam-Vemagiri 765kV D/C line & Khammam –Nagarjunasar 400kV D/C Line traverses through the states of Andhra Pradesh and Telengana. PVTL was granted transmission license by CERC in January, 2014.

## ANNUAL REPORT 2019-20

As on 31.03.2020, PVTL has an Authorized and Paid up Share Capital of ₹220 crore & ₹209.73crore respectively. The project has been commissioned on 1<sup>st</sup> February, 2017. PVTL has paid interim dividend of ₹31.46 crore in December, 2019 and second interim dividend of ₹25.17 Crore in March, 2020 and recommended ₹97.52 crore (i.e. 46.50% of paid up Equity Share Capital of ₹209.73 crore) as final dividend for FY 2019-20.

(in ₹ crore)

Particulars	FY2019-20	FY2018-19
Gross Income	315.66	298.24
Profit after Tax	151.75	100.16

### C. POWERGRID UNCHAHAR TRANSMISSION LIMITED

POWERGRID Unchahar Transmission System Limited (PUTL) was acquired by POWERGRID on March 24, 2014 under Tariff Based Competitive bidding from REC Transmission Projects Company Limited (the Bid Process Co-ordinator) for establishment of Transmission System for ATS of Unchahar TPS. The transmission system comprising 400 kV D/C traverses the state of Uttar Pradesh. The Company was granted transmission license by CERC in July, 2014. The Project has been commissioned on 23.09.2016.

As on 31.03.2020, PUTL has an Authorized Share Capital of ₹14crore and Paid-up Share Capital of ₹12.96crore.

PUTL has paid interim dividend of 42.5% amounting to ₹5.51 crore paid in December, 2019 (₹ 2.59 Cr.) and March, 2020 (₹2.92 Cr.) and recommended final dividend of 10% amounting to ₹ 1.30 crore for Fiscal 2020.

(in ₹ crore)

Particulars	FY2019-20	FY2018-19
Gross Income	22.10	23.47
Profit after Tax	9.64	9.81

### D. POWERGRID KALA AMB TRANSMISSION LIMITED

POWERGRID Kala Amb Transmission Limited (PKATL) was acquired by POWERGRID on May 12, 2014 under Tariff Based Competitive bidding from REC Transmission Projects Company Limited (the Bid Process Co-ordinator) for establishment of Transmission System for Northern Region system Strengthening Scheme, NRSS-XXXI (Part-A). The Transmission System comprising 400/220 kV GIS substation, 400 kV D/C LILO and Series Compensation is traverses the state of Himachal Pradesh. The Company was granted transmission license by CERC in September, 2014.

As on 31.03.2020, PKATL has an Authorized and Paid-up Share Capital of ₹61crore each. The project has been commissioned on 12.07.2017.

PKATL has paid interim dividend of ₹1.475 per equity share amounting to ₹9.00 Crore in January 2020 and second interim dividend of ₹0.25 per equity share amounting to ₹1.53 Crore in March 2020. Thus, the aggregate interim dividend payout for the Fiscal 2020 amounts to ₹10.53 crore. Further, the Company has recommended final dividend of ₹2.95 per equity share for FY 2019-20.

(in ₹ crore)

Particulars	FY2019-20	FY2018-19
Gross Income	73.41	60.30
Profit after Tax	23.37	13.08

### E. POWERGRID JABALPUR TRANSMISSION LIMITED

POWERGRID Jabalpur Transmission Limited (PJTL) was acquired by POWERGRID on February 26, 2015 under Tariff Based Competitive bidding from REC Transmission Projects Company Limited (the Bid Process Co-ordinator) for establishment of Transmission System Strengthening associated with Vindhya-V. The transmission system comprising 765kV D/C transmission line traverses the State of Madhya Pradesh. The Company was granted transmission license by CERC in June, 2015.

As on 31.03.2020, PJTL has Authorized Share Capital of ₹300crore and Paid up Share Capital of ₹217.15crore. The project had been completed and commissioned w.e.f. 01.01.2019.

PJTL has paid interim dividend of ₹0.80 per equity share amounting to ₹15.85 crore in December 2019 and second interim dividend of ₹0.56 per equity share amounting to ₹12.16 crore in March 2020. Thus, the aggregate interim dividend payout for the Fiscal 2020 amounts to ₹28.01 crore. Further, the Company has recommended final dividend of ₹0.90 per equity share for FY 2019-20.

(In ₹ crore)

Particulars	FY2019-20	FY2018-19
Gross Income	252.56	61.05
Profit after Tax	48.39	10.15

#### F. POWERGRID WARORA TRANSMISSION LIMITED

POWERGRID Warora Transmission Limited (PWTL) was acquired by POWERGRID on April 24, 2015 under Tariff Based Competitive bidding from REC Transmission Projects Company Limited (the Bid Process Co-ordinator) for establishment of Transmission System Associated with Gadawara STPS (2 x 800 MW) of NTPC (Part-A). The transmission system traverses through the States of Maharashtra and Madhya Pradesh and comprises 765kV D/C, 400kV D/C transmission lines and establishment of 2X1500 MVA 765/400 kV new substation in Warora. The Company was granted transmission license by CERC in August, 2015.

As on 31.03.2020, PWTL has an Authorized Share Capital of ₹425 crore and Paid up Share Capital of ₹393.30 crore. The project has been commissioned on 10.07.2018.

PWTL has paid interim dividend of ₹0.55 per equity share amounting to ₹20.97 crore in December 2019 and second interim dividend of ₹0.11 per equity share amounting to ₹4.33 crore in March 2020. Thus, the aggregate interim dividend payout for the Fiscal 2020 amounts to ₹25.30 crore. Further, the Company has recommended final dividend of ₹1.98 per equity share for FY 2019-20.

(in ₹ crore)

Particulars	FY2019-20	FY2018-19
Gross Income	361.99	280.62
Profit after Tax	76.09	59.67

#### G. POWERGRID PARLI TRANSMISSION LIMITED

POWERGRID Parli Transmission Limited (PPTL) was acquired by POWERGRID on April 24, 2015 under Tariff Based Competitive bidding from REC Transmission Projects Company Limited (the Bid Process Co-ordinator) for establishment of Transmission System Associated with Gadawara STPS (2x800 MW) of NTPC (Part-B). The transmission system traverses through the State of Maharashtra and comprises 765kV D/C, 400kV D/C transmission lines and establishment of 2X1500 MVA 765/400 kV new substation in Parli. The Company was granted transmission license by CERC in July, 2015.

As on 31.03.2020, PPTL has an Authorized Share Capital of ₹350 crore and Paid-up Share Capital of ₹319.50 crore. The project has been commissioned on 04.06.2018.

PPTL has paid interim dividend of ₹0.72 per equity share amounting to ₹21.06 crore in December 2019 and second interim dividend of ₹0.91 per equity share amounting to ₹28.16 crore in March 2020. Thus, the aggregate interim dividend payout for the Fiscal 2020 amounts to ₹49.22 crore. Further, the Company has recommended final dividend of ₹1.03 per equity share for FY 2019-20.

(in ₹ crore)

Particulars	FY2019-20	FY2018-19
Gross Income	330.48	283.92
Profit after Tax	79.22	65.01

#### H. POWERGRID SOUTHERN INTERCONNECTOR TRANSMISSION SYSTEM LIMITED

POWERGRID Southern Interconnector Transmission System Limited (PSITSL) was acquired by POWERGRID on December 4, 2015 under Tarrif based Competitive bidding from REC Transmission Projects Company Limited (the Bid Process Co-ordinator) for "Strengthening of Transmission System Beyond Vemagiri" Project. The transmission project comprising of 765 kV & 400 kV, D/C



transmission lines traverses the states of Andhra Pradesh, Telangana & Karnataka and include establishment of one 765/400 kV Substation as well as 400kV bay extension at two existing sub-stations in the state of Andhra Pradesh. The Company was granted transmission license by CERC in March, 2016.

As on 31.03.2020, PSITSL has an Authorized Share Capital of ₹731 crore and Paid up Share Capital of ₹709.00 crore. The project has been commissioned on 18.01.2020.

(In ₹ crore)

Particulars	FY2019-20	FY2018-19
Gross Income	187.08	33.15
Profit after Tax	8.68	(1.56)

**I. POWERGRID MEDINIPUR – JEERAT TRANSMISSION LIMITED**

POWERGRID Medinipur-Jeerat Transmission Limited (PMJTL) (was acquired by POWERGRID on March 28, 2017 under Tariff based competitive bidding from PFC Consulting Limited (the Bid Process Co-ordinator) for Transmission System associated with "765kV Strengthening in Eastern Region (ERSS-XVIII)". The Transmission System includes establishment of 765kV and 400kV Transmission lines which is to traverse the states of West Bengal and Jharkhand including establishment of two new 765/400kV Substations in West Bengal. The Company was granted transmission license by CERC in June, 2017.

As on 31.03.2020, PMJTL has an Authorized Share Capital of ₹600.00 crore and Paid up Share Capital of ₹289.33 crore. The Project is under implementation.

**J. POWERGRID MITHILANCHAL TRANSMISSION LIMITED**

POWERGRID Mithilanchal Transmission Limited (PMTL), formerly known as ERSS XXI Transmission Limited, was acquired by POWERGRID on January 12, 2018 under Tariff based competitive bidding from REC Transmission Projects Company Limited (the Bid Process Coordinator) for Transmission System associated with "Establish Transmission System for Eastern Region Strengthening Scheme– XXI (ERSS-XXI)". The Transmission System includes establishment of 400kV Transmission lines in the state of Bihar including establishment of three new 400/220/132 kV Substations in Bihar. . The Company was granted transmission license by CERC in April, 2018.

As on 31.03.2020, PMTL has an Authorized and Paid up Share Capital of ₹200 crore and ₹120 crore each. The Project is under implementation.

**K. POWERGRID VARANASI TRANSMISSION SYSTEM LIMITED**

POWERGRID Varanasi Transmission System Limited (PVTSL), formerly known as WR-NR Power Transmission Limited was acquired by POWERGRID on March 27, 2018 under Tariff Based Competitive Bidding from REC Transmission Projects Company Limited (the Bid Process Co-ordinator) for establishing Transmission System for new Western Region – Northern Region 765kV Inter Regional Corridor. The Transmission System includes establishment of a 765kV D/C Transmission Line from Vindhychal pooling station to Varanasi and traverses the states of Madhya Pradesh and Uttar Pradesh. The Company was granted transmission license by CERC in August, 2018.

As on 31.03.2020, PVTSL has Authorized and Paid up Share Capital of ₹189 crore and ₹125.05 crore each. The Project is under implementation.

**L. POWERGRID JAWAHARPUR FIROZABAD TRANSMISSION LIMITED**

POWERGRID Jawaharpur Firozabad Transmission Limited (PJFTL) (formerly known as Jawaharpur Firozabad Transmission Limited) was acquired by POWERGRID on December 21, 2018 under Tariff based competitive bidding from REC Transmission Projects

Company Limited (the Bid Process Coordinator) for establishing Transmission System for Evacuation of Power from 2 X 660 MV Jawaharpur Thermal Power Project and Construction of 400 kV Substation at Firozabad along with associated Transmission Lines and is an Intra State Transmission Project of Uttar Pradesh. The Company was granted transmission license by UPERC on 05.07.2019.

As on 31.03.2020, PJFTL has an Authorized and Paid up Share Capital of ₹5 Lakh each. The Project is under implementation.

**M. POWERGRID KHETRI TRANSMISSION SYSTEM LIMITED**

POWERGRID Khetri Transmission System Limited (PKTSL), formerly Khetri Transco Limited was acquired by POWERGRID on August 29, 2019 under Tariff based competitive bidding from REC Transmission Project Company Limited (the Bid Process Coordinator) to establish Transmission system associated with LTA application from Rajasthan SEZ (Part -C).

As on 31.03.2020, PKTSL has an Authorized and Paid up Share Capital of ₹5 Lakh. The project is under implementation. The Company was granted transmission license by CERC on 19.12.2019.

**N. POWERGRID BHIND GUNA TRANSMISSION LIMITED**

POWERGRID Bhind Guna Transmission Limited (PBGTL), formerly Bhind Guna Transmission Limited was acquired by POWERGRID on September 11, 2019 under Tariff based competitive bidding from REC Transmission Project Company Limited (the Bid Process Coordinator) to establish transmission system for Intra-State Transmission Work associated with construction of 400 kV Substation near Guna (Distt.-Guna) & Intra-State Transmission Work associated with construction of 220 kV S/s near Bhind (Distt.-Bhind, Madhya Pradesh).

As on 31.03.2020, PBGTL has an Authorized and Paid up Share Capital of ₹5 Lakh. The project is under implementation and transmission licence from MPERC is awaited.

**O. POWERGRID AJMER PHAGI TRANSMISSION LIMITED**

POWERGRID Ajmer Phagi Transmission Limited (PAPTL) formerly Ajmer Phagi Transmission Limited was acquired by POWERGRID on October 03, 2019 under Tariff based competitive bidding from REC Transmission Project Company Limited (the Bid Process Coordinator) to establish transmission system for Construction of Ajmer (PG)-Phagi 765 kV D/C line along with associated bays for Rajasthan SEZ..The Company was granted transmission license by CERC on 04.03.2020.

As on 31.03.2020, PAPTL has an Authorized and Paidup Share Capital of ₹5 Lakh. The project is under implementation.

**P. POWERGRID FATEHGARH TRANSMISSION LIMITED**

POWERGRID Fatehgarh Transmission Limited (PFTL) formerly Fatehgarh Transmission Limited was acquired by POWERGRID on October 14, 2019 under Tariff based competitive bidding from PFC Consulting Limited (the Bid Process Coordinator) to establish transmission system for Ultra Mega Solar Park In Fatehgarh, Distt. Jaisalmer Rajasthan. The Company was granted transmission license by CERC on 04.03.2020.

As on 31.03.2020, PFTL has an Authorized and Paid up Share Capital of ₹1 Lakh. The project is under implementation.

**Q. POWERGRID BHUJ TRANSMISSION LIMITED**

POWERGRID Bhuj Transmission Limited (PBTL) formerly Bhuj Transmission Limited was acquired by POWERGRID on October 16, 2019 under Tariff based competitive bidding from PFC Consulting Limited (the Bid Process Coordinator) to establish transmission system for providing connectivity to RE projects at Bhuj-II (2000MW) in Gujarat.. The Company was granted transmission license by CERC on 03.03.2020.

As on 31.03.2020, PBTL has an Authorized and Paid up Share Capital of ₹1 Lakh. The project is under implementation.

**R. POWERGRID RAMPUR SAMBHAL TRANSMISSION LIMITED**

POWERGRID Rampur Sambhal Transmission Limited (PRSTL) formerly Rampur Sambhal Transco Limited was acquired by POWERGRID on December 12, 2019 under Tariff based competitive bidding from REC Transmission Project Company Limited (the Bid Process Coordinator) to establish transmission System for construction of 765/400/220kV GIS Substation at Rampur and 400/220/132kV GIS Substation at Sambhal with associated Transmission Lines.. Transmission license from UPERC is awaited.

As on 31.03.2020, PRSTL has an Authorized and Paid up Share Capital of ₹5 Lakh. The project is under implementation and transmission license from UPERC is awaited.

**S. POWERGRID MEERUT SIMBHAVALI TRANSMISSION LIMITED**

POWERGRID Meerut Simbhalvali Transmission Limited (PMSTL) formerly Meerut Simbhawali Transmission Limited was acquired by POWERGRID on December 19, 2019 under Tariff based competitive bidding from PFC Consulting Limited (the Bid Process Coordinator) to establish transmission system for Construction of 765/400/220 kV GIS Substation, Meerut with associated lines and 400/220/132 kV GIS Substation, Simbhaoli with associated Transmission lines.

As on 31.03.2020, PMSTL has an Authorized and Paid up Share Capital of ₹1 Lakh. The project is under implementation and transmission licence from UPERC is awaited.

**T. POWERGRID VEMAGIRI TRANSMISSION LIMITED**

POWERGRID Vemagiri Transmission Limited was acquired by POWERGRID on April 18, 2012 under Tariff Based Competitive bidding for establishing Transmission system associated with IPPs of Vemagiri Area (Package A) from REC Transmission Projects Company Limited (the Bid Process Co-ordinator). The transmission system comprising 765kV D/C lines was to traverse the state of Andhra Pradesh and Telangana.

As on 31.03.2020, POWERGRID Vemagiri Transmission Limited has an Authorized Share Capital and Paid up Share Capital of ₹5 Lakh each.

CERC vide Order dated 06.04.2015 stated that Vemagiri-Khammam-Hyderabad 765 kV D/C lines under the project is neither required as an evacuation line nor as a system strengthening line, no useful purpose will be served by adopting the transmission charges and granting license to the petitioner for the said transmission line and has withdrawn the regulatory approval for the Transmission project.

## ANNUAL REPORT 2019-20

### 27. Consolidated financial statement of POWERGRID

The consolidated financial statements have been prepared in accordance with Indian Accounting Standards (IndAS) 110- 'Consolidated Financial Statements' and Indian Accounting Standards (IndAS) 28 – 'Investments in Associates and Joint Ventures'. On consolidated basis, the Total Income of the Company, during F.Y.2019-20, stood at ₹38,670.96 crore against ₹35,661.32 crore during F.Y.2018-19 registering an increase of about 8.44%. Total Expenses for the year ended 31<sup>st</sup> March,2020 stood at ₹25,919.34 crore as against ₹24,116.10 crore for the year ended 31<sup>st</sup> March,2019. Profit after Tax during FY 2019-20 increased by 10.22% vis-a-vis FY 2018-19. A brief summary of the results on a consolidated basis is given below:


(₹ in crore)

	<b>FY 2019-20</b>	<b>FY 2018-19</b>
Total Income	38,670.96	35,661.32
Profit before Tax & Regulatory Deferral Account Balances	12,906.75	11,674.04
Profit after Tax	11,059.40	10,033.52
Net Cash from operating activities	31,040.48	23,271.16

#### Cautionary Statement

Statement in the Management Discussion and Analysis and Directors Report describing the Company's objectives, projections and estimates are forward looking statements and progressive within the meaning of applicable laws and regulations. Actual results may vary from those expressed or implied, depending upon economic conditions Government Policies and other incidental factors. Readers are cautioned not to place undue reliance on the forward looking statements.

**For and on behalf of the Board of Directors**



**(K. Sreekant)**  
**Chairman & Managing Director**

**Date: 28<sup>th</sup> August, 2020**

**Place: New Delhi**

## Business Responsibility Report

**Section A: General Information about the Company**

1	Corporate Identity Number (CIN) of the Company	L40101DL1989GOI038121								
2	Name of the Company	Power Grid Corporation of India Ltd								
3	Registered address	B-9, Qutab Institutional Area, Katwaria Sarai, New Delhi-110016								
4	Website	www.powergridindia.com								
5	E-mail id	sustainability.report@powergrid.co.in								
6	Financial Year reported	2019-20								
7	Sector(s) that the Company is engaged in (industrial activity code-wise)	<table border="1"> <thead> <tr> <th>Sector(s)</th> <th>ITC Code No.</th> </tr> </thead> <tbody> <tr> <td>Inter State Transmission System (ISTS), Central Transmission Utility (CTU) of country</td> <td>99691110</td> </tr> <tr> <td>Telecom</td> <td>99841100</td> </tr> <tr> <td>Consultancy &amp; Project Management</td> <td>99833244</td> </tr> </tbody> </table>	Sector(s)	ITC Code No.	Inter State Transmission System (ISTS), Central Transmission Utility (CTU) of country	99691110	Telecom	99841100	Consultancy & Project Management	99833244
Sector(s)	ITC Code No.									
Inter State Transmission System (ISTS), Central Transmission Utility (CTU) of country	99691110									
Telecom	99841100									
Consultancy & Project Management	99833244									
8	List three key products/services that the Company manufactures/provides (as in balance sheet)	i) Transmission ii) Telecom iii) Consultancy Services (Domestic / International)								
9	Total number of locations where business activity is undertaken by the Company i) Number of International Locations (Provide details of major 5)  ii) Number of National Locations	<p><b>(i) International:</b> POWERGRID is providing Consultancy services in all facets of Transmission System. POWERGRID is having footprints in Twenty One Countries. During the financial year ended on 31<sup>st</sup> March, 2020, Consultancy services were provided to clients in Nepal, Bhutan, Bangladesh &amp; Kenya. POWERGRID is having a branch office in Nepal.</p> <p><b>(ii) National:</b> Total 259 which includes 248 sub-stations (including subsidiaries), 10 Regional headquarters and a Corporate Office at Gurgaon. Telecom department has its points of presence in more than 500 locations spread across the country. Apart from above, a no. of substations and transmission lines are presently under construction and personnel are located on various site(s).</p>								
10	Markets served by the Company - Local/State/National/International/	POWERGRID has footprint in all the markets-Local/State/National/International.								

**Section B: Financial Details of the Company**

1	Paid up Capital (INR)	5231.59 crore
2	Total Turnover (INR)	38,317.97 crore
3	Total Profit after Taxes (INR)	10,811.18 crore
4	Total Spending on Corporate Social Responsibility (CSR) as a percentage of as percentage of profit after tax (%)	During FY 2019-20, the Company has spent Rs.346.21 Crore [i.e. 3.30% of average net profits of the Company for last three financial years] on various CSR activities.
5	List of activities in which expenditure in 4 above has been incurred	Health, Education, Environmental Sustainability, Sanitation, Rural Development, Skill Development programmes, etc.

## ANNUAL REPORT 2019-20

### Section C: Other Details

#### 1. Does the Company have any Subsidiary Company/ Companies?

As on March 31, 2020, POWERGRID had twenty wholly owned subsidiary Companies viz. (i) POWERGRID NM Transmission Limited, (ii) POWERGRID Vemagiri Transmission Limited, (iii) POWERGRID Vizag Transmission Limited, (iv) POWERGRID Unchahar Transmission Limited, (v) POWERGRID Kala Amb Transmission Limited, (vi) POWERGRID Jabalpur Transmission Limited, (vii) POWERGRID Warora Transmission Limited, (viii) POWERGRID Parli Transmission Limited, (ix) POWERGRID Southern Interconnector Transmission System Limited, (x) POWERGRID Medinipur – Jeerat Transmission Limited, (xi) POWERGRID Mithilanchal Transmission Limited (formerly ERSS XXI Transmission Limited), (xii) POWERGRID Varanasi Transmission System Limited (formerly WR-NR Power Transmission Limited), (xiii) POWERGRID Jawaharpur Firozabad Transmission Limited (formerly Jawaharpur Firozabad Transmission Limited), (xiv) POWERGRID Khetri Transmission System Limited (formerly Khetri Transco Limited), (xv) POWERGRID Bhind Guna Transmission Limited (formerly Bhind Guna Transmission Limited), (xvi) POWERGRID Ajmer Phagi Transmission Limited (formerly Ajmer Phagi Transmission Limited), (xvii) POWERGRID Fategarh Transmission Limited (formerly Fatehgarh-II Transco Limited), (xviii) POWERGRID Bhuj Transmission Limited (formerly Bhuj-II Transmission Limited), (xix) POWERGRID Rampur Sambhal Transmission Limited (formerly Rampur Sambhal Transco Limited) and (xx) POWERGRID Meerut Simbhavali Transmission Limited (formerly Meerut- Simbhavali Transmission Limited).

#### 2. Do the Subsidiary Company/Companies participate in the BR Initiatives of the parent company? If yes, then indicate the number of such subsidiary company(s)

Yes. The BR initiatives of POWERGRID generally apply to its subsidiaries also.

#### 3. Do any other entity/entities (e.g. suppliers, distributors etc.) that the Company does business with, participate in the BR initiatives of the Company? If yes, then indicate the percentage of such entity/entities? [Less than 30%, 30-60%, More than 60%]

Yes. The Environmental and Social Policy & Procedures (ESPP) of POWERGRID encompass the company, its Joint Venture Company- Powerlinks Transmission Limited, subsidiaries in general and relative aspects pertaining to Vendors / Suppliers/ Contractors through contract conditions. Vendors/Suppliers/ Contractors are required to comply with the provisions of the labour laws, environmental laws & effectual safety plans through stipulations in the Conditions of Contract. The percentage of such Vendors' /Suppliers'/ Contractors' are more than 60%.

### Section D: BR Information

#### 1. Details of Director/Directors responsible for BR

##### a) Details of the Director/Director responsible for implementation of the BR policy/policies

The detail of the Director responsible for implementation of the BR policy/policies is as under:

- DIN Number : 02018931
- Name : Shri Rajeev Kumar Chauhan
- Designation : Director (Projects)

##### b) Details of the BR head

S.No.	Particulars	Details
1.	DIN Number (if applicable)	Not Applicable
2.	Name	Shri Mahendra Kumar Singh
3.	Designation	Executive Director (Corporate Social Responsibility and Environment & Social Management Department)
4.	Telephone number	0124-2572860
5.	e-mail id	mksingh@powergridindia.com

*# Shri Mahendra Kumar Singh took over the charge as BR head w.e.f. 01.07.2019. Prior to this, Dr R. K. Srivastava, CGM-I/C (ESMD) was holding the said charge, who had superannuated on 30.06.2019.*

#### 2. Principle-wise (as per NVGs) BR Policy/policies

The National Voluntary Guidelines on Social, Environmental and Economic Responsibilities of Business released by the Ministry of Corporate Affairs has adopted following nine areas of Business Responsibility:

P1	Businesses should conduct and govern themselves with Ethics, Transparency and Accountability
P2	Businesses should provide goods and services that are safe and contribute to sustainability throughout their life cycle
P3	Businesses should promote the wellbeing of all employees
P4	Businesses should respect the interests of, and be responsive towards all stakeholders, especially those who are disadvantaged, vulnerable and marginalised.
P5	Businesses should respect and promote human rights
P6	Business should respect, protect, and make efforts to restore the environment
P7	Businesses, when engaged in influencing public and regulatory policy, should do so in a responsible manner
P8	Businesses should support inclusive growth and equitable development
P9	Businesses should engage with and provide value to their customers and consumers in a responsible manner

**2a. Details of compliance (Reply in Y/N)**

Sr. No.	Questions	P1	P2	P3	P4	P5	P6	P7	P8	P 9
1.	Do you have policy/policies for...	Y	Y	Y	Y	Y	Y	N	Y	Y
2.	Has the policy being formulated in consultation with the relevant stakeholders?*	Y	Y	Y	Y	Y	Y	NA	Y	Y
3.	Does the policy conform to any national /international standards? If yes, specify?*( 50 words)	Y	Y	Y	Y	Y	Y#	NA	Y	Y
4.	Has the policy being approved by the Board? If yes, has it been signed by MD/owner/CEO/appropriate Board Director?	Y	Y	Y	Y	Y	Y	NA	Y	Y
5.	Does the company have a specified committee of the Board/ Director/ Official to oversee the implementation of the policy?	Y	Y	Y	Y	Y	Y	NA	Y	Y
6.	Indicate the link for the policy to be viewed online?	www.powergridindia.com								
7.	Has the policy been formally communicated to all relevant internal and external stakeholders?	Y	Y	Y	Y	Y	Y	NA	Y	Y
8.	Does the company have in-house structure to implement the policy/policies.	Y	Y	Y	Y	Y	Y	NA	Y	Y
9.	Does the Company have a grievance redressal mechanism related to the policy/policies to address stakeholders' grievances related to the policy/policies?	Y	Y	Y	Y	Y	Y	NA	Y	Y
10.	Has the company carried out independent audit/evaluation of the working of this policy by an internal or external agency? *	Y	Y	Y	Y	Y	Y	NA	Y	Y

\*Conforms to / are updated / reviewed in accordance with, the National Standards including GOI/ CVC/ DPE Guidelines, applicable laws etc.

# Yes. POWERGRID has a well-defined & comprehensive Environmental and Social Policy & Procedures (ESPP) which had been developed following the principles of Avoidance, Minimization & Mitigation in that order of preference and Restoration, wherever needed. The ESPP has been recognized by two leading Multilateral Agencies, i.e. The World Bank and the Asian Development Bank under their policy of "Use of Country System" (UCS) and "Country Safeguard System" (CSS) in 2009 & 2017, respectively.

**2b. If answer to question at S.No. 1 against any principle, is 'No', please explain why: (Tick up to 2 options)**

S.No.	Questions	Principle 7- Responsible public policy advocacy
1.	The company has not understood the Principles	-
2.	The company is not at a stage where it finds itself in a position to formulate and implement the policies on specified principles	-
3.	The company does not have financial or manpower resources available for the task	-
4.	It is planned to be done within next 6 months	-
5.	It is planned to be done within the next 1 year	-
6.	Any other reason (please specify)	POWERGRID is a member of various industrial and trade bodies and participates in these forums on issues and policy matters that impact the interest of our stakeholders. Keeping in view the significant interest of POWERGRID in the Transmission sector, a separate Regulatory Cell is in place to undertake POWERGRID's endeavor of a pro-active approach as part of policy advocacy with the stakeholders and CERC. Wherever felt necessary, we give our comments on various approach papers, consultation papers, draft regulations etc issued by CERC, TRAI and other authorities.

**3. Governance related to BR**

**(a) Indicate the frequency with which the Board of Directors, Committee of the Board or CEO to assess the BR performance of the Company. Within 3 months, 3-6 months, Annually, More than 1 year**

3-6 months

**(b) Does the Company publish a BR or a Sustainability Report? What is the hyperlink for viewing this report? How frequently it is published?**

Yes, the Company publishes "Sustainability Report" based on Global Reporting Initiative (GRI) guidelines. These reports are being published biennially since 2010 and are available on company website at following link:

<https://www.powergridindia.com/sustainability-report>

**Section E: Principle-wise performance**

**Principle 1- Businesses should conduct and govern themselves with Ethics, Transparency and Accountability**

**1. Does the policy relating to ethics, bribery and corruption cover only the company? Yes/ No. Does it extend to the Group/Joint Ventures/Suppliers/Contractors/NGOs/Others?**

Yes. POWERGRID is committed to observe transparency and consistency in all its operations. POWERGRID follows a no. of policies/rules to strengthen ethical conduct at all levels including the following:

- a) **Code of Business Ethics & Conduct:** POWERGRID has laid down two separate Code of Business Ethics & Conduct – one for Board Members and another for Senior Management Personnel (including those deputed in Subsidiaries/ Joint Ventures) in alignment with Company's Vision & Mission and aims at enhancing ethical and transparent process in managing the affairs of the Company.
- b) **POWERGRID Conduct and Discipline Appeal rules (POWERGRID CDA Rules):** POWERGRID CDA Rules define the desirable and non-desirable acts and conduct for the employees and extend to all employees working with it (including those deputed in Subsidiaries/ Joint Ventures). The aspects of Bribery and Corruption are also covered under CDA rules. There is laid down procedure for actions in the case of non-compliance with the defined terms as well as for any misconduct.
- c) **Whistle Blower and Fraud Prevention Policy:** Whistle Blower and Fraud Prevention Policy provides a system for disclosures made by employees or complaint of any fraud or suspected fraud involving employees of POWERGRID (all full time, part-time or employees appointed on adhoc/ temporary/contract basis) as well as representative of vendors, suppliers, contractors, service providers or any outside agency (ies) doing any type of business in POWERGRID.

Since, POWERGRID is a designated public authority, the provisions of the Right to Information Act, 2005 are applicable on us. The Chief Public Information Officers (CPIO) at the Corporate and regional level ensure smooth access to information in a timely manner.

Several initiatives have been taken / are being taken by POWERGRID to strengthen Integrity, transparency and fairness in its business practices which includes the following:

- (i) Well defined "Delegation of Powers" is in place delineating the powers of the top executives and below for carrying out work in systematic manner.
- (ii) POWERGRID has implemented "Works & Procurement Policy and Procedure (WPPP) for Pre-award and Post-award Stages" (as amended from time to time) with a view to making the policies and procedures more systematic, transparent and easy to administer uniformly throughout its business operations with major thrust on expeditious and decentralized decision making coupled with accountability and responsibility.
- (iii) "Integrity Pact Program" has been implemented which is considered as a useful tool in ensuring transparency in the procurement process. Contracts above Rs. 100Crore are also monitored by a panel of "Independent External Monitors (IEMs)".
- (iv) Manuals and Procedures are in place for Construction, Operation & Maintenance.
- (v) e-procurement mechanism for most of the project procurements has been implemented.
- (vi) e-Reverse auction mechanism is in place.
- (vii) The Project "RUPANTAR", the Enterprise Resource Planning (ERP) initiative of our Company has been implemented and majority of the key processes related to business are running on ERP.
- (viii) Detail of Award is posted on the website on real time basis.
- (ix) POWERGRID focuses on Preventive, Pro-active as well as Punitive Vigilance. Aiming at better transparency and to inculcate good governance within the organization, POWERGRID has taken a number of initiatives. For details, section on 'Commitment to Transparency & Vigilance Function' under Directors' Report may be referred.

**2. How many stakeholder complaints have been received in the past financial year and what percentage was satisfactorily resolved by the management? If so, provide details thereof, in about 50 words or so.**

During FY 2019-20, 84 nos. of complaints were received. About 96.23% of complaints have been disposed of during the year and the remaining are under due process.

**Principle 2 - Businesses should provide goods and services that are safe and contribute to sustainability throughout their life cycle**

**1. List up to 3 of your products or services whose design has incorporated social or environmental concerns, risks and/or opportunities.**

- (i) Adoption of modern techniques viz. GIS / GPS, satellite imaging etc. help in selection of most optimum line route avoiding ecologically and socially sensitive areas as far as possible thus, resulting in minimum ecological and social footprint;
- (ii) Leveraging latest technology through implementation of India's first High Voltage Specialized Underground Cable of 320kV HVDC in Kerala to further minimize the environment and social impacts;
- (iii) Initiative to utilize the unused inductive power in earth wire for powering of telecom antennas to eliminate use of DG sets by mobile operators- a constant source of pollution and GHGs emission.

Further, the company engages in extensive Public Consultation at different stages of projects cycle, right from preliminary survey to Operation & Maintenance stage which ensures public participation in decision making process with total transparency.

**2. For each such product, provide the following details in respect of resource use (energy, water, raw material etc.) per unit of product(optional):**

- (a) **Reduction during sourcing/production/ distribution achieved since the previous year throughout the value chain?**
- (b) **Reduction during usage by consumers (energy, water) has been achieved since the previous year?**

These activities are being carried out under various policies / guidelines and are implemented from time to time.

**3. Does the company have procedures in place for sustainable sourcing (including transportation)?**

- (a) **If yes, what percentage of your inputs was sourced sustainably? Also, provide details thereof, in about 50 words or so.**

Sustainability in sourcing is enforced through the Environmental and Social Policy & Procedures (ESPP) of POWERGRID which extends to Suppliers/Contractors/Vendors through contract conditions. Vendors/Suppliers/Contractors are required to comply with ESPP, Labour laws, Environmental laws & effectual Safety plans through stipulations in the Conditions of Contract. Contracts provide penalties to be imposed on the Vendors/Suppliers/Contractors in the event of breach of the said provisions.



**4. Has the company taken any steps to procure goods and services from local & small producers, including communities surrounding their place of work?**

**(a) If yes, what steps have been taken to improve their capacity and capability of local and small vendors?**

We encourage participation of local vendors for certain works in & around our establishments through local competitive bidding process.

**5. Does the company have a mechanism to recycle products and waste? If yes what is the percentage of recycling of products and waste (separately as <5%, 5-10%, >10%). Also, provide details thereof, in about 50 words or so.**

Due to nature of the Company's business there is no process waste generated and the waste is restricted primarily to metal scraps, used batteries, used transformer oil, e-waste etc. However, Company has put in place systems for reuse/recycling of these waste materials. The wastes such as used transformer oil, used batteries, & e-waste are disposed either to govt. authorized recyclers/reprocessors or channelized back to manufacturers for recycling as per the applicable rules/regulations, which takes care of 100% recycling of such wastes. For further details on quantity and disposal method, refer Sustainability Reports available at -

<https://www.powergridindia.com/sustainability-report>

Besides, the "Waste Paper Recycling" plant installed at Gurgaon Substation is also contributing in proper disposal/recycling of waste paper generated in the Company's offices located in National Capital Region.

**Principle 3- Businesses should promote the wellbeing of all employees**

**1. Please indicate the Total number of employees.**

Total numbers of employees as on March 31, 2020 were 8990.

**2. Please indicate the Total number of employees hired on temporary/contractual/casual basis.**

Total number of employees hired on contractual basis for fixed term assignments as on March 31, 2020 were 593 (excluding contractual labour).

**3. Please indicate the Number of permanent women employees.**

Number of permanent women employees as on March 31, 2020 were 678.

**4. Please indicate the Number of permanent employees with disabilities**

Number of permanent employees with disabilities as on March 31, 2020 were 209.

**5. Do you have an employee association that is recognized by management.**

Employees under 'Workmen' category are represented through Trade Unions and the organisation has recognized bipartite forum (workmen-management forum) at National and Regional level of the Company.

**6. What percentage of your permanent employees is members of this recognized employee association?**

All employees under the 'Workmen' category are eligible as members of Trade Union. Workmen represent about 23% of the employee strength in POWERGRID.

**7. Please indicate the Number of complaints relating to child labour, forced labour, involuntary labour, sexual harassment in the last financial year and pending, as on the end of the financial year.**

S.No.	Category	No of complaints filed during the financial year	No of complaints pending as on end of the financial year
1.	Child labour/forced labour/involuntary labour	NIL	NIL
2.	Sexual harassment	NIL	NIL
3.	Discriminatory employment	NIL	NIL

**8. What percentage of your under mentioned employees were given safety & skill up-gradation training in the last year?**

Employees	% of Employees given safety & skill up-gradation training in the last year i.e. FY 2019-20
Permanent Employees	82.38%
Permanent Women Employees	84.37%
Casual/Temporary/ Contractual Employees	89.25%
Employees with Disabilities	77.92%

**Principle 4- Businesses should respect the interests of, and be responsive towards all stakeholders, especially those who are disadvantaged, vulnerable and marginalised.**

**1. Has the company mapped its internal and external stakeholders? Yes/No**

Yes, POWERGRID has mapped its internal and external stakeholders. We recognize Shareholders, Regulatory Authorities (GoI), Customers, Communities/persons residing around our areas of operation, Projects Affected Persons (PAPs)/Communities, Employees, Suppliers & Contractors, Research & Development Institutions, Funding Agencies and Media as our key stakeholders in economic, environment & social dimensions.

POWERGRID engages with its identified stakeholders on an ongoing basis and the prioritization of such engagement has been done considering factors like Dependency, Influence, Responsibility and Proximity. There is a structured Stakeholder Engagement Matrix which details specific engagement mechanisms including mode & frequency of engagement for each stakeholder category.

**2. Of the above, has the company identified the disadvantaged, vulnerable & marginalized stakeholders?**

Yes, the company has identified the disadvantaged, vulnerable & marginalized stakeholders.

**3. Are there any special initiatives taken by the company to engage with the disadvantaged, vulnerable and marginalized stakeholders. If so, provide details thereof, in about 50 words or so.**

POWERGRID has taken following initiatives to engage with the disadvantaged, vulnerable and marginalized stakeholders:

- Internal Stakeholders (Employees- Persons with Disabilities (PWD)/ SC/ ST/ Women) – POWERGRID ensures diversity at workplace through efforts to recruit, develop and retain the most talented people from the pool of SC/ ST/ OBC/ Ex-servicemen/ Persons with Disabilities (PWD) candidates, in accordance with Govt. of India directives on reservation matters. The special initiatives taken include-

A time bound mechanism for the redressal of grievances is in place as under:

- a) A Reservation Cell has been constituted at the corporate, as well as regional level to comply with GoI directives on reservation matters for SC/ST/OBC/Ex-servicemen/ Persons with Disabilities (PWD). This cell is under direct control of nominated liaison officer(s). The Liaison Officer(s) are available on a pre-fixed day and time for interaction once in a week. Wide publicity regarding availability of the liaison officer is ensured amongst SC/ST employees. Regular meetings are held with representatives of the above category. 'Awareness Programme' are organized to acquaint the SC/ST/ OBC/PWD employees about the relaxations and concessions available to them under Government directives.
- b) Internal Complaints Committees (ICCs) under Sexual Harassment of Women in Workplace (Prevention, Prohibition, Redressal) Act, 2013 exist in the company in order to handle complaints related to the harassment of sexual nature of women.

Women employees are extended certain relaxation like posting in soft locations, etc. In all establishments of POWERGRID, employees are facilitated with built up environment conforming to the standards under Accessible India Campaign/ Suganya Bharat Abhiyaan and thus have the facilities of ramp, disabled friendly elevators etc. The Corporate website of the company is also equipped with screen reader access.

- External Stakeholders –

Corporate Social Responsibility (CSR) Initiatives: CSR activities of POWERGRID are focused towards initiatives that promote inclusive growth and address the basic needs of the under privileged and weaker sections of the society. The organization addresses the issues of Community Development with thrust on Healthcare, Education, Sanitation, Skill development, Infrastructure creation for Rural Development, Environmental Sustainability, Disaster Management, etc. primarily around its areas of operations. A large number of women, girls, SC/ST/Minority, poor & marginalized section of the population were benefitted as a result of POWERGRID's CSR initiatives. Various CSR initiatives such as improvement in facilities at public healthcare / educational institutions, Scholarship / financial assistance to the deprived students, etc. had been undertaken for improving the quality of life of the less privileged population. Besides, a large number of projects involving infrastructure development in rural areas like Installation of solar street lights, creating sanitation and drinking water facilities, construction/ renovation of roads, Construction of Vishram Sadans in Govt. Hospitals, construction of class rooms/community centers/ toilets in school, providing schools furniture, operationalization of smart classes, etc. have been undertaken. In addition, the Company continues to undertake several Skill Development initiatives under CSR by imparting livelihood oriented skill development training through various Government agencies.

**Principle 5 - Businesses should respect and promote human rights**

**1. Does the policy of the company on human rights cover only the company or extend to the Group/Joint Ventures/ Suppliers/Contractors/NGOs/Others?**

Human Rights issues are incorporated under related policies & practices of POWERGRID which extend to the employees including those deputed in Subsidiaries/ Joint Ventures and relative aspects pertaining to Vendors/ Suppliers/Contractors through contract condition. Further, The Conduct and Discipline Appeal rules ("CDA Rules") of POWERGRID also define the desirable and non-desirable acts and conduct for the employees (including those deputed in Subsidiaries/ Joint Ventures). There is a laid down procedure for actions in case of non-compliance with the defined terms as well as for any inappropriate or unwelcome sexually-oriented behavior. To promote fair and equitable employment relationship, a scheme for Grievance Redressal of employees is also

in place which ensures a time bound redressal of grievances. Internal Complaints Committees (ICCs) have been constituted under the Sexual Harassment of Women at Workplace (Prevention, Prohibition and Redressal) Act, 2013 to redress complaints received regarding sexual harassment.

POWERGRID also got certified to Social Accountability standard SA-8000 for its human resource and labour management policies and practices. Vendors /Suppliers / contractors are required to comply with the provisions of the labour laws/ Human rights etc through stipulations in the conditions of contract. As per the Contract agreement, contractors are prohibited from subjecting their workers to any child, forced or compulsory labour. All contractors are required to comply with various compensation and regulatory acts. All suppliers to POWERGRID have to confirm to General Conditions of Contract and SA 8000 clauses. POWERGRID takes declaration regarding Social Accountability from the bidders/contractors for compliance of all requirements of Social Accountability Standards i.e., SA8000 (latest Standard available at [www.sa-intl.org](http://www.sa-intl.org)), this declaration forms part of Contract Documents. Provision of penalties for non-adherence of the same are also included in the contract conditions.

POWERGRID promotes awareness of the importance of respecting Human Rights within its value chain and discourage instances of abuse. Besides conducting technical and behavioral trainings, the training on Human Rights issues to sensitize people towards women, the differently-abled and the socially weaker sections of the society have also been imparted.

**2. How many stakeholder complaints have been received in the past financial year and what percent was satisfactorily resolved by the management?**

No complaint was received regarding human rights violation during the reporting period (2019-20).

**Principle 6 - Business should respect, protect, and make efforts to restore the environment**

**1. Does the policy related to Principle 6 cover only the company or extends to the Group/Joint Ventures/Suppliers/Contractors/NGOs/others.**

The Environmental and Social Policy & Procedures (ESPP) of POWERGRID encompass the company, its Joint Venture – Powerlinks Transmission Limited, subsidiaries in general and relative aspects pertaining to Vendors/ Suppliers/Contractors through contract condition.

**2. Does the company have strategies/initiatives to address global environmental issues such as climate change, global warming, etc? Y/N. If yes, please give hyperlink for webpage etc.**

Yes, Company has taken various initiatives for mitigating climate change to fulfil its commitment towards the goal of sustainable development and to meet the GoI's Nationally Determined Target (NDC) under Paris agreement. Some major initiatives in this regard are:

- ✓ POWERGRID has been successful in considerable reduction of Forest involvement in its Transmission Lines i.e. from around 6% in 1998 to around 2% presently by consistently following the cardinal principle of avoidance & minimization as per its Environmental and Social Policy & Procedures (ESPP). It is estimated that approx. 1.25 million tons of CO<sub>2</sub> absorption by above saved forest will take place annually, which will play a significant role towards fulfilling the GoI's NDC committed under Paris Agreement.
- ✓ POWERGRID is playing a key role in integration of renewable energy resources by implementation of Green Energy Corridors (GEC) - Inter-State Transmission System (ISTS) at 765kV and 400kV level in renewable resource rich states in the country. POWERGRID has also evolved a comprehensive transmission plan for grid integration of various Renewable Energy Zones (66.5 GW) in the country. To enable forecasting of renewable resources and efficient management of intermittent renewable generation, POWERGRID, on behalf of Govt. of India, has established Renewable Energy Management Centres (REMCs) at 11 (eleven) locations in various SLDCs/ RLDCs/ NLDC.
- ✓ Recognizing the importance of solar power in combating Climate change and in-line with GOI's commitment towards Paris Agreement, POWERGRID has been installing solar street lighting and Solar PV Systems in its substation premises and office establishments. We have already installed about 6 MWp Rooftop Solar PV Systems covering more than 65 locations which is generating about 8 Million Units (MUs) of electricity annually, thereby, reducing CO<sub>2</sub> emission of approx. 8000 MT per year. Further, process for establishment of additional 5 MWp Rooftop Solar PV Systems is in progress.
- ✓ Another significant initiative is the use of inductive power in earth wire for powering of telecom antennas. This inductive power which otherwise goes waste will eliminate the use of DG sets, a constant source of pollution and GHGs emission. The technology has been successfully tested at pilot scale and has been approved by the regulator for implementation at commercial scale.
- ✓ In line with GoI E- Mobility mission towards lowering vehicular emission and to ensure energy sustainability, POWERGRID has been using e-vehicles for their day to day official transportation. POWERGRID is also developing Electric Vehicle (EV) Charging Stations across India to facilitate E-mobility solutions in road transport covering 2-Wheelers, Rickshaws/Autos, Taxis, Cars, Buses etc.

Further, on the Technological Initiatives front, efforts are being made for conservation of energy in our projects – right from planning stage, to the execution stage and throughout the Operation & Maintenance period. We have implemented ±800kV HVDC systems and 765kV D/C lines to minimize RoW and environmental problems. We have also indigenously developed 1200kV Ultra High Voltage (UHV) AC technology, the highest transmission voltage level in the world, in collaborative efforts with domestic

manufacturers. This will enable transfer of 6000- 8000 MW power over single corridor in UHVAC. In addition, we are using high performance conductors in existing and new lines which involve lower sag as against conventional conductor at higher operating temperatures thereby resulting in reduction of tower weight and increasing span and consequently, reduce the total steel requirement resulting into lower carbon footprint. These latest technologies will have wide influence in minimizing environmental and social impact of high voltage transmission line and these initiatives will show extensive results in optimization of RoW and its associated environmental and social impact. We have designed and installed Compact towers / Mono-Pole type towers / Multi-circuit towers depending upon land topography and metrological conditions. Gas Insulated Substation (GIS) have been established by us to optimise land use. We have also implemented pilot projects on Substation Automation System with Process Bus architecture and in the process of implementing more such systems in the pursuit of fully Digital substations which reduces the requirement of copper cables thereby reducing the carbon footprint. As a pro-active step towards improving the reliability and availability of the network, we have developed in-house tools for online condition assessment and health indexing of transformers and reactors. New technologies like Resin Impregnated Paper bushings are being introduced for 800kV equipment to minimise the consequential damages in unlikely event of failure. Apart from above, we have taken initiatives for development of Smart Grid in India towards bringing efficiency in distribution and are extending consultancy services for implementation of various projects on Smart Grid technology in different states.

**3. Does the company identify and assess potential environmental risks? Y/N**

Yes. A detailed Risk Assessment and Management procedure is in place to identify and assess potential environmental and social risks, as part of overall project analysis. The POWERGRID's ESPP which is based on the principles of Avoidance, Minimization and Mitigation outlines POWERGRID's approach and commitment to deal with environmental and social risk/issues and lays out management procedures and protocols to mitigate the same. It provides a framework for identification, assessment, and management of environmental and social concerns at both organizational and project level. ESPP framework includes procedures for: (a) Screening and Identification of Risks (from environmental receptors, social receptors and other stakeholders); (b) avoidance of risks (including criteria and procedures for alternative routing); (c) mitigation of risk through impact management, implementation of Good International Industry Practices (GIIP), adequate compensation to affected stakeholders, public consultation and disclosure, and grievance redress; (d) monitoring, reporting, evaluation, feedback, management review and corrective action; and (e) responsibility and resource allocation including an organization structure for management of social and environmental risks.

POWERGRID is accredited with a Publicly Available Specification, PAS 99:2012 based Integrated Management System (IMS) that includes ISO 9001:2015 (Quality Management System), ISO 14001:2015 (Environment Management System) and OHSAS 18001:2007 (Occupational Health & Safety Management System).

**4. Does the company have any project related to Clean Development Mechanism? If so, provide details thereof, in about 50 words or so. Also, if Yes, whether any environmental compliance report is filed?**

No.

**5. Has the company undertaken any other initiatives on - clean technology, energy efficiency, renewable energy, etc. Y/N. If yes, please give hyperlink for web page etc.**

Yes. POWERGRID continues to undertake initiatives on Energy Efficiency which includes energy audits of various industries/ institutions/transmission & distribution companies/ water management systems of canals & irrigation departments/ other commercial establishments/ third party consultancy for base-lining work/ Investment Grade Energy Audit reports for municipalities across India, etc. which is a basic need for implementation of Energy Efficiency solutions / Energy Service Company (ESCO) projects. We are also a BEE certified ESCO for undertaking implementation of energy efficiency projects. To facilitate implementation, POWERGRID has signed MoUs with Govt. agencies such as UPPCL, EMC Kerala, IIT Roorkee and NIT Warangal for undertaking consultancy & investment in Energy Efficiency Projects.

POWERGRID has implemented Green Energy Corridors (GEC) - Inter-State Transmission System (ISTS) at 765 kV & 400 kV level as well as its control infrastructure comprising forecasting of renewable generation, dynamic compensation, establishment of Renewable Energy Management centres (REMC) at SLDCs/RLDCs/NLDC level, etc. POWERGRID has also evolved a comprehensive transmission scheme for grid integration of various Renewable Energy Zones (66.5 GW) in the country.

For further detail, Sections on 'Energy Management' and 'Integration of Renewable Energy' under the Directors' Report may be referred.

**6. Are the Emissions/Waste generated by the company within the permissible limits given by CPCB/SPCB for the financial year being reported?**

Power transmission project activities don't involve any direct emission/waste generation to environment. The only emission that can be attributed to our activities is from operation of DG sets used intermittently as power backup. However, regular maintenance of DG sets ensured containment of emission levels well within the permissible limits prescribed by Pollution Control Boards.

**7. Number of show cause/ legal notices received from CPCB/SPCB which are pending (i.e. not resolved to satisfaction) as on end of Financial Year.**

NIL

POWERGRID did not receive any show cause/ legal notice from CPCB/SPCB.

### **Principle 7 - Businesses, when engaged in influencing public and regulatory policy, should do so in a responsible manner.**

#### **1. Is your company a member of any trade and chamber or association? If Yes, Name only those major ones that your business deals with:**

POWERGRID is a member of various industry bodies including the following:

1. Federation of Indian Chambers of Commerce and Industry (FICCI)
2. Confederation of Indian Industry (CII)
3. CII CPSE Council
4. The Associated Chambers of Commerce & Industry of India (ASSOCHAM)
5. PHD Chamber of Commerce & Industry (PHDCCI)
6. Central Board of Irrigation & Power (CBIP)
7. WEC India (formerly known as World Energy Council- India Member Committee)
8. Indian Institute of Plant Engineers (IIPE)
9. Standing Conference of Public Enterprises (SCOPE)
10. Internet Services Providers Association of India (ISPAI)
11. Association of Competitive Telecom Operators (ACTO)
12. Infrastructure Industry & Logistics Federation of India (ILFI)
13. India Infrastructure Forum (IIF)

#### **2. Have you advocated/lobbied through above associations for the advancement or improvement of public good? Yes/No; if yes specify the broad areas. (dropbox: Governance and Administration, Economic Reforms, Inclusive Development Policies, Energy security, Water, Food Security, Sustainable Business Principles, Others)**

POWERGRID participates through associations in (1) above on the issues and policy matters that impact the interest of our stakeholders.

Keeping in view the significant interest of POWERGRID in the Transmission sector, a separate Regulatory cell is in place to undertake POWERGRID's endeavor of a pro-active approach as part of policy advocacy with the stakeholders and CERC. Wherever felt necessary, we give our comments on various approach papers, consultation papers, draft regulations etc issued by CERC/TRAI/other authorities. Besides, POWERGRID also gives its comments in the field of Governance & Administration, Economic Reforms, Inclusive Development Policies, Energy security, Water, Sustainable Business Principles etc, as and when sought by GoI. We have also made significant contribution in designing/planning eco-friendly measures to mitigate impacts of transmission line on wildlife as a member of Task force constituted by MoEF & CC.

### **Principle 8- Businesses should support inclusive growth and equitable development**

#### **1. Does the company have specified programmes/initiatives/projects in pursuit of the policy related to Principle 8? If yes details thereof.**

By the very nature of our business and as the Central Transmission Utility, we touch millions of lives every day and understand that real success is the result of inclusive development of the involved entities and stakeholders. We support the principles of inclusive growth and equitable development through Corporate Social Responsibility (CSR) initiatives as well as through our core business.

Our commitment towards Social Responsibility (Labour, Employees, Communities, Employee's families) is amply reflected in our already adopted Integrated Management Policy, Environmental and Social Policy & Procedures (ESPP), Corporate Objectives, OSHAS-18001 and Social Accountability SA 8000. Corporate Social Responsibility is primarily to showcase our abiding commitment and concern to pay back to the society and environment for the benefits reaped so far. CSR has always been an integral part of our vision and the cornerstone of Core Values of Good Corporate Citizenship. We are committed towards taking responsibility for its impact, though very minimal in nature, on society and being accountable to the inhabitants of mother nature. We emphasize on overall socio-economic development of areas and communities around our operations through various community development programmes, initiatives such as Livelihood generation, Skill development, Healthcare, Education, Plantation, sanitation, drinking water, roads, drainage system, community centres, development and conservation of water bodies, etc.

#### **2. Are the programmes/projects undertaken through in-house team/own foundation/external NGO/government structures/any other organization?**

The programs / projects are undertaken by in-house teams as well as through Govt./ Semi Govt. agencies/agencies of International and National repute, etc.

**3. Have you done any impact assessment of your initiative?**

Yes. Impact Assessment have been carried out *inter alia* to understand/evaluate the community development activities undertaken, the benefits accrued to communities; and to gain insights for formulating & improving the community development activities in future. For projects below Rs 3 crore, impact assessment had been undertaken by POWERGRID internally; however, for larger projects above Rs.3 Crore, external agencies are being engaged.

Impact Assessment Study of the Rehabilitation Action Plan (RAP) implementation is carried out after RAP implementation to ascertain whether the intended benefits and other objectives of the RAP have been achieved. Such assessment is carried out by independent agencies & measures to mitigate any shortcoming during such Impact Assessment are incorporated in the next implementation to avoid its reoccurrence. During the year, one such study for Ballia substation has been carried out and the report is disclosed/available on following link:

<https://apps.powergridindia.com/esm-documents/resettlement-and-rehabilitation.aspx>

**4. What is your company's direct contribution to community development projects- Amount in INR and the details of the projects undertaken?**

An amount of Rs. 346.21 Crore has been incurred and a total of 178 number of projects worth about Rs. 373.92 Crore have been sanctioned under CSR activities during the FY 2019-20. In addition, community development works were also undertaken for the overall improvement of surrounding villages and community. Based on social assessment outcome, we implement need based development works like supply and installation of Solar street lights, Water supply hand pumps, water filtration plants, Water ATMs, construction of roads, community centers in villages, class rooms, toilets, schools furniture, water supply arrangements in different schools, supply of dustbins & Cleaning equipment etc. in association with local authorities.

**5. Have you taken steps to ensure that this community development initiative is successfully adopted by the community? Please explain in 50 words, or so.**

The communities intended to be benefitted are consulted and closely involved in the process of identifying, planning and implementation of the CSR activities. Wherever possible, the local authorities and specialized agencies are similarly consulted and involved. During implementation and just before handing over of facility, regular awareness programs are organized with the help of local bodies, etc. to inculcate ownership of facility.

**Principle 9- Businesses should engage with and provide value to their customers and consumers in a responsible manner**

**1. What percentage of customer complaints/consumer cases are pending as on the end of financial year.**

NIL

**2. Does the company display product information on the product label, over and above what is mandated as per local laws? Yes/No/N.A. /Remarks(additional information)**

Not Applicable.


**3. Is there any case filed by any stakeholder against the company regarding unfair trade practices, irresponsible advertising and/or anti-competitive behaviour during the last five years and pending as on end of financial year. If so, provide details thereof, in about 50 words or so.**

No

**4. Did your company carry out any consumer survey/ consumer satisfaction trends?**

We engage with our customers on an ongoing basis and generally hold meetings on a regular basis. The objective of said meetings *inter alia* includes identification of process improvement areas, understanding concerns / expectations of customers. Based on feedback, company takes measures for system improvement, wherever required.

**For and on behalf of the Board of Directors**



**(K Sreekant)**

**Chairman & Managing Director**

**DIN:06615674**

**Date: 28<sup>th</sup> August, 2020**

**Place: New Delhi**

**1. Particulars required under Rule 8 (3) of the Companies (Accounts) Rules, 2014 read with Section 134 (3) (m) of the Companies Act, 2013.**

**A. CONSERVATION OF ENERGY**

**(a) Energy conservation measures taken and on hand:**

It has been the endeavour of POWERGRID to make all out efforts for conservation of energy in all its projects - right from the planning stage, to the execution stage and throughout the O&M period. Before finalizing the transmission schemes, various alternatives/ technologies for power transfer are examined and one of the major criteria for selection of transmission system/ technology is lower losses. In fact, POWERGRID has adopted higher voltage levels like 765kV AC, +/-500kV HVDC, +/-800kV HVDC in its transmission systems for bulk power transfer across various regions which result in lower losses in the system. 1200kV AC system is also being considered for bulk power transmission which is under field trial stage now.

At design stage of the transmission system, optimization of various parameters is done so that losses in the transmission system are optimized. The conductors are selected after detailed optimization studies which consider reduction of line losses as one of the primary criteria. The bus bar materials and the clamps and connectors are chosen meeting stringent international requirements so that losses are optimized. In case of Transformer & Shunt reactor packages, limit on losses has been specified for manufacturers so that they adopt best manufacturing practices. In case of HVDC system also, the selection of parameters of filter components, Thyristor Valves, Converter Transformer etc. is done in such a way that overall losses are minimized even under various system operating condition. Further, in case of transmission hardware, the material with lower losses is specified. Parameters and types of various other equipment are also chosen in a manner that the losses are optimized. Thus, energy conservation measures are taken by POWERGRID at every step so as to develop an efficient and low-loss transmission network.

POWERGRID has also established a dedicated Energy Management Department to make inroads into the conservation of energy and reduction of carbon emission in industrial and commercial sectors. POWERGRID is also a Bureau of Energy Efficiency (BEE) Grade-I Energy Service Company (ESCO) for investing/implementing energy efficiency projects and has a large pool of certified energy auditors/energy managers who are well qualified to offer energy efficiency solutions. POWERGRID is pursuing business opportunities in energy saving by way of conducting energy audits and implementation of Energy Efficiency & Sustainable development projects in various Government as well as private agencies, e.g. industries, institutions, commercial establishments, State Transmission Utilities etc.

POWERGRID has also undertaken installation of LED lights and solar energy based street lamps for illumination of substation premises which has helped to conserve electricity in our substation premises.

**(b) Additional investment and proposals, if any, being implemented for reduction of consumption of Energy:**

As stated above, POWERGRID undertakes energy conservation measures by means of reduction of losses in its transmission schemes right from planning to execution stage.

**B. RESEARCH AND DEVELOPMENT**

It has been POWERGRID's endeavour to pursue research and development activities for new technologies in the field of power transmission system to remain at par with international utilities. POWERGRID by virtue of its research initiatives is a part of International bodies like CIGRE, IEC etc. for various technologies and is contributing significantly in its International standardization efforts. Also, realizing the need for conservation of Right-of-Way and future requirement of development of high capacity transmission system to meet the future power requirement, POWERGRID is actively pursuing seamless integration of new and efficient technologies in Indian power Grid to create environment-friendly transmission system. POWERGRID has accorded special emphasis on adoption of new technologies available around the globe for improving the quality of power supply, reduction of losses, optimum utilization of the available transmission assets, conservation of environment and optimizing upon the cost of delivered power. The company is working in collaboration with International/ National research/academic institutions; manufacturers etc. and is thus enhancing its in-house capabilities for design and engineering of State-of-the-Art transmission systems.

**POWERGRID Advanced Research and Technology Centre (PARTeC)**

POWERGRID has established world class laboratories and test setup at Manesar, Gurugram for carrying out research and development in power transmission area. The facility is equipped with state-of-the-art laboratories for Power system analysis including the largest Real Time Simulator in India, Protection, Automation and Control, Wide Area Measurement System, Equipment Testing, Diagnostics and Calibration, and Material Science. This flagship facility of company is collaborating with Academic and Research Institutions and Manufacturers in India and abroad in the areas of power transmission research, analysis, testing and calibration. PARTeC has been recognised as a Research & Test infrastructure facility by the International Smart Grid Action Network (ISGAN) for areas of research related to IEC 61850 process bus based full digital substation, hardware in loop studies with real time simulation, wide area monitoring, protection & analytics, cyber security studies and vulnerability assessment in IEC 61850 environment."

**TECHNOLOGY DEVELOPMENT**

POWERGRID adopts and encourages the Research and Development activities in pursuit of technological excellence in power transmission. Notable among them are the prestigious 1200kV Ultra High Voltage AC development project and Digital Substation projects.

Specific areas in which R&D has been carried out by the company and benefits derived thereby are given below:

### Completed Projects:

1. HVDC project with LTT thyristor in Balia-Bhiwadi HVDC.
2. Four converter transformer arrangement made in Balia-Bhiwadi HVDC project in such a configuration that outage time of transformer is minimized.
3. Total 16 no. of towers & 7 no. of pole structures for various voltage levels viz. 132kV , 220kV, +/-320kV HVDC, 400kV and 765kV have been tested successfully during 2019-20.
4. Development of Indigenous vendors for 800kV Converter Transformers, 765kV Transformers, Reactors, GIS upto 765kV, SVC & STATCOM, 765kV Isolators & Surge Arrestors, Circuit Breaker, Current Transformer and Wave Trap.
5. Spare phase switching arrangement has been adopted for 765kV transformers and reactors to minimize outage / shut down period.
6. Implementation of Controlled Switching schemes of circuit breakers for 400 & 765kV Transformers and Reactors.
7. POWERGRID has successfully implemented first of its kind pilot project on grid scale battery energy storage systems (BESS) in India comprising of batteries, power conditioning system, battery management system etc. at Puducherry based on two different technologies (Advanced Lead Acid, Lithium Ion). Based on the experience gained from the project, implementation of large scale battery energy storage system in future may be taken up.
8. POWERGRID has successfully commissioned Static VAR Compensators at 3 locations and STATCOM at 14 locations on all India Grid.
9. Reconductoring of 1 no. 400kV line & 1 no. 220kV D/c line with high temperature endurance conductor to enhance the power transfer capacity by more than 2 times were completed during last year.
10. To control increasing short circuit current levels in the network, application of series reactors as fault current limiters in the Grid is being taken up. 4 no. series reactors comprising of 2 no. series bus reactors at Mandola and Ballabgarh and 2 nos. series line reactors at Mandola end of Dadri-Mandola 400kV D/c have been commissioned to control the fault level at these substations.
11. Completed design, engineering and testing of Resin Impregnated Paper bushings for introduction into POWERGRID fleet of 765kV Transformers and Reactors.
12. POWERGRID has successfully developed software tool completely in-house for centralized real time monitoring of transformer and reactors by integrating the sensors installed in the transformers and reactors for Dissolved Gas Analysis and the tools are currently in operation at NTAMC and RTAMCs.
13. Pollution mapping: POWERGRID in association with Southern and Eastern Regional Power Committees and the constituent STU's of the Southern Region and Eastern Region has successfully carried out pollution mapping activity of these regions and generated pollution maps.
14. POWERGRID has introduced 33kV mobile capacitor banks for utilization at distribution level for state utilities and evaluated its effect on distribution system of Haryana.
15. Towards condition assessment of the transformers and reactors in a more efficient way, POWERGRID has developed a software tool, POWERGRID Asset Life Management System (PALMS) completely in-house for assessing their condition and rank the health. This has enabled the asset managers to take timely decision on repair, refurbishment or replacement of assets and at later date it shall also be used for Residual Life Assessment.
16. POWERGRID has implemented 1 MW, 500 kWh grid scale Battery Energy Storage System based on two different technologies Advanced Lead Acid and Lithium Iron Phosphate at Puducherry. These systems are being used for Frequency Regulation and Energy Time Shift applications. Enhancement of the project is being done for more applications like Dynamic frequency regulation, Voltage/reactive power support, Load following, Peak shaving, Renewable energy capacity firming, Renewable energy time shift etc.
17. POWERGRID has adopted Online Drawing review and Engineering approval management system (DREAMS) on 01.01.2020 which facilitates On-line submission of Engineering Drawings/ documents by vendors and subsequent On-line review, comments and approval by POWERGRID Engineering. This has resulted in instant availability of approved drawings/ documents to vendors and POWERGRID site team. During the tough time of COVID-19, when the physical movement of persons and submission of Drawings/ Documents are restricted, this system facilitates hassle free and contact less POWERGRID Engineering approvals. This is also a step towards paperless office.

### Ongoing projects

1. Re-conductoring of following lines with high temperature endurance conductor to enhance the capacity of the transmission corridor by about two times:
  - Maithon – Maithon-RB 400kV D/c
  - Rangpo – Siliguri 400kV D/c



2. Fault Current Limiters: Series bus reactor at Bhiwani and 2 no. series line reactor at Kanpur (Old) end of Kanpur (New) - Kanpur (Old) 400kV D/c line is under implementation.
3. 500 MVAR TCR (Thyristor Controlled Reactor) at Kurukshetra, a self-regulating device for Reactive VAR absorption is under implementation.
4. Green Energy Corridors: In order to facilitate integration of RE capacity into the grid, your Company has evolved comprehensive Green Energy Corridors comprising ISTS and Intra-State Transmission System, Renewable Energy Management Centres (REMCs) in various SLDCs/ RLDCs/ NLDC and transmission system for Ultra Mega Solar Power Parks (UMSPP). Further, to facilitate integration of 175GW renewable capacity as per GoI target by 2022, your Company has evolved transmission plan for 66.5GW potential renewable energy zone (50GW Solar, 16.5GW wind). Due to short gestation period of renewable generation projects, implementation activities are being taken up in a phased manner.
5. Renewable Energy Management Centres: To enable forecasting of renewable resources and efficient management of intermittent renewable generation, the Company, on behalf of Govt. of India, has already established 11 nos. of dedicated Renewable Energy Management Centres co-located at the renewable rich State Load Despatch Centres such as Rajasthan, Madhya Pradesh, Gujarat, Maharashtra, Karnataka, Tamil Nadu, Andhra Pradesh as well as respective Regional Load Despatch Centres in Northern Region, Western Region, Southern Region and National Load Despatch Centre. These centre are equipped with forecasting tools, renewable energy scheduling tools as well as real time monitoring of renewable resources. In addition, 2 more REMCs, one at Telangana and other at South Andaman are under implementation.
6. In its journey towards using green power, POWERGRID has already installed about 6 MWp rooftop solar PV systems in its various premises. This initiative is further extended to add another 5MWp across 67 locations spread over the country under RESCO model.
7. POWERGRID has established & operating EV Charging stations at Hyderabad and Kochi. Further, implementation/commissioning are under progress at Ahmedabad, Bengaluru, Delhi, Gurugram and Kozhikode. With support from FAME India Scheme Phase II, POWERGRID is in process of establishing Charging Stations at Shillong. The EV charging stations are managed/monitored/operated by POWERev Mobile/Web Application, which is also facilitating online payment collection.
8. Engineering Data Integration on GIS Platform.
9. Process bus Technology - Gaining experience from the pilot projects on Process Bus technology at Bhiwadi substation and Neemrana substation, POWERGRID has initiated the project at Malerkotla substation for retrofitting conventional protection and control schemes with advanced automation system based on Process Bus. Also POWERGRID is utilizing Process Bus technology in the upcoming 220/66kV GIS substation project at Chandigarh. The new scheme is expected to ease the maintenance and trouble shooting in future and also restoration time will be extremely low in case of any eventuality. Also the replacement of large amount of copper cables with minimal fiber optic cables is expected to optimize space requirement.
10. Geographic information system tools - POWERGRID is utilizing geographic information systems (GIS) tools for mapping its transmission assets. This has helped us to prepare effective mitigation strategies in case of any disaster especially during cyclones in coastal regions. This has also helped in for route alignment during planning of new transmission lines.
11. Development of indigenous 765kV clamps, connectors and insulator string hardware.
12. Spare phase switching arrangement is being adopted for 765kV transformers and reactors to minimize outage / shut down period.
13. Implementation of smart grid technology in power system is being carried out through installation of phasor measurement units (PMU) on EHV substations in pan India basis integrated with control centres for Wide Area Measurements and real time monitoring of grid parameters.
14. POWERGRID has successfully implemented Six pilot projects in the field of state-of-the-art Smart Grid technology in distribution area covering distribution infrastructure, advanced metering infrastructure, intelligent outage management system, electric vehicle charging stations management, distributed generation, net metering etc. Presently providing consultancy towards distribution system strengthening & underground cabling work under Smart city Gurgaon project.

### Technology Absorption:

1. For route selection, length optimisation and estimation of BOQ for transmission lines, POWERGRID has employed modern Survey techniques.
2. Substation Automation with IEC 61850 protocol is being adopted for all new Substations of POWERGRID. This would result in savings in operational cost and increased operational and maintenance efficiency.
3. As a step towards National grid, 765kV AC Double circuit and +500kV HVDC & + 800kV HVDC technology has been implemented in our country.
4. In certain areas, compact towers like pole towers, delta configuration towers and narrow based towers which reduce the space occupied by the tower base, are being used. Also tall towers and multi-circuit towers are being used for conservation of scarce right-of-way.
5. Use of dedicated metallic return (DMR) in HVDC system has been adopted and the same is integrated on the same tower with pole conductors so as to conserve ROW.

6. POWERGRID has adopted Multi-pole HVDC line configuration instead of two separate bipole lines for the +/-320kV HVDC Pugalur-N. Trichur transmission line, thereby significantly reducing the ROW requirement. The transmission line is the country's 1st Multi-pole HVDC transmission line.
7. Special insulators like polymer composite insulators have been adopted in transmission lines in polluted areas.
8. Use of Transmission Line Arrestors (TLAs) has been adopted in areas which are highly prone to lightning like North Bengal and parts of North Eastern Region. This has helped to considerably reduce trippings on account of lightning in these transmission lines.
9. High temperature low sag conductors have been adopted for increasing the transfer capacity of transmission corridors.
10. GIS/Hybrid GIS technology at 400kV and 765kV level has been adopted in substations where space constraints exist.
11. Multi-level beams have been used in GIS and AIS substations with multi-ckt. lines to optimize line corridor areas near substation.
12. On line transformer monitoring techniques are being used for monitoring of critical parameters of power transformers.
13. Dynamic compensation in the form of SVCs and STATCOMs are being implemented for dynamic control of reactive power in order to maintain the voltage and improve the stability of the grid.
14. For controlling short circuit current in the system, fault current limiters have been planned in the Grid.
15. For Voltage Control at Kurukshetra, 500MVAr TCR is under implementation.

### **C. CONSERVATION OF LAND AND ENVIRONMENTAL CONCERNS:**

POWERGRID not only follows the applicable regulatory requirements but practice Environmental and Social Prudence in all its business activities, to ensure that they become an inherent and integrated part of our project management process. Our commitment to Sustainability stems out from the realisation that the ultimate goal of the business is not limited to financial profitability but also includes the much-needed societal welfare. Such concept once followed, invariably takes care of the environmental and social issues involved with our activities. With this background, we embarked on the journey towards Sustainability in the year 1998, by evolving a comprehensive corporate policy i.e. "Environmental and Social Policy & Procedures (ESPP)" based on the basic principles of Avoidance, Minimization and Mitigation and subsequently, updated it in the year 2005 and 2009, to keep it up to date with the evolving regulatory regime and expectations of the Multilateral funding agencies. The comprehensive coverage of this Board approved document can be gauged by the fact that it has been recognized by two leading Multilateral agencies of the world, i.e. The World Bank and The Asian Development Bank in the year 2009 and 2017 under their policies of Use of Country System (UCS) and Country Safeguard System (CSS) respectively.

Though, Transmission Projects are generally considered benign with respect to their Environmental and Social impacts and as such no environmental assessment has been mandated for them as per the applicable regulatory framework. However, POWERGRID mandatorily conducts detailed Environmental and Social Assessment as provided in the ESPP. During such assessment process, an Environment Management Plan (EMP) is prepared, identifying all possible impacts associated with Transmission Line projects. The EMP also contains mitigation measures including monitoring indicators with responsibility allocation in different stage of project cycle. For ensuring proper and effective implementation of various measures of EMP even by associated contractors, it has also been made part of contract condition/document.

The presence of a huge population on a comparatively small land mass and the resulting high population density creates various competing users for the limited land resources and as such securing land for infrastructure projects becomes challenging. Accordingly, your company has taken several decisions/steps such as construction of Gas Insulated Switchyard (GIS) substations, which require one third land area compared to traditional Air Insulated Switchyard (AIS) substations in Urban Areas to address the situation. Similarly, Multi-circuit towers are installed within a radius of 1 km. of the substations for preserving precious land resources. To minimise social impact, your company secures barren government land for its substation as far as possible. Only in case of unavailability of government land, private land is secured. Considering the general public resistance towards involuntary land acquisition, we are securing land for most of our substations through consent of landowners on mutually agreed rate on "Willing Buyer Willing Seller" basis either directly from landowners or based on policies of respective State Governments framed under relevant provisions of The Right to Fair Compensation and Transparency in Land Acquisition, Rehabilitation and Resettlement (RFCTLARR) Act, 2013. These progressive policies/endeavours have not only helped in hassle free and timely project completion but have also reduced public resistance to a large extent. In the FY 2019-20, POWERGRID has taken possession of 181.46 ha barren government land from respective state governments.

Right of Way (RoW) problems have emerged as a major stumbling block in smooth execution of Transmission Projects. POWERGRID leverages modern technology in the form of development and use of modern & innovative tower design such as Multi-circuit towers, compact towers and pole type towers to reduce RoW requirements for its transmission lines. Besides, careful planning of line route before project execution to avoid socially sensitive areas also helped in overcoming this problem. Most importantly, payment of land compensation towards damages in respect to Right of Way including diminutive land value towards restriction in accordance to Ministry of Power (MoP) guidelines has revolutionary impact on transmission sector and paved the way for actual inclusive growth through enhanced compensation to farmers/land owners and end of resistance for such important infrastructure projects in the country.

One of the most important issue associated with Transmission project is involvement of Forest and other ecologically sensitive areas in transmission lines. As a responsible corporate entity, POWERGRID has progressively reduced forest involvement in its lines from 6% in 1998 to less than 2% presently by following the basic principles of Avoidance and Minimization as mandated in our ESPP. Careful route selection using the modern techniques such as GIS, GPS and Remote Sensing has played a major role in achieving this milestone. During the Financial Year 2019-20, Stage-I forest clearance was obtained for a total of 392.65 ha. of forest area involving 18 transmission lines. Similarly, Stage-II (final) forest clearance was obtained for a total 952.50 ha. of forest land involving 26 transmission lines during the same period.

## ANNUAL REPORT 2019-20

Innovation is a way of life in POWERGRID. Accordingly, we have taken several innovative steps such as up gradation of existing lines or reconductoring them with advanced conductors instead of constructing new lines, making Rain Water Harvesting an integral part of substation design, installation of LED bulbs & solar street lighting in substation, fuel catalyst devices for DG sets etc, which have greatly reduced our environmental and social footprint.


Climate change has emerged as a major threat to humanity and life on Earth. To address this, all sections of the society including the Corporate world have to come together and play their part. Recognizing the importance of solar power in combating Climate change and in-line with GOI's commitment towards Paris Agreement, POWERGRID has been installing solar street lighting and Solar PV Systems in its substation premises and office establishments. We have already installed about 6 MWp Rooftop Solar PV Systems covering more than 65 locations which is generating about 8 Million Units (MUs) of electricity annually, thereby, reducing CO2 emission of approx. 8000 MT per year. Further, process for establishment of additional 5MWp Rooftop Solar PV Systems is in progress. Another significant innovation done by POWERGRID in this direction, is the use of inductive power in earth wire for powering of telecom antennas. This inductive power which otherwise goes waste will eliminate the use of DG sets, a constant source of pollution and GHGs emission. The technology has been successfully tested at pilot scale and regulatory approval has been obtained and is now ready for implementation at commercial scale.

### D. FOREIGN EXCHANGE EARNINGS AND OUTGO:

₹ in Crore

A.	Actual foreign exchange outgo on account of:	
	1. Capital Goods & Spare Parts	1414.29
	2. Interest	1209.52
	3. Others	25.23
	<b>Total</b>	<b>2649.04</b>
B.	Actual foreign exchange earned towards	
	1. Professional & consultancy fee	35.15
	<b>Total</b>	<b>35.15</b>

For and on behalf of the Board of Directors



(K. Sreekant)  
Chairman & Managing Director  
DIN: 06615674

Date: 28<sup>th</sup> August, 2020

Place: New Delhi

**COMMENTS OF THE COMPTROLLER AND AUDITOR GENERAL OF INDIA UNDER SECTION 143(6)(b) OF THE COMPANIES ACT, 2013 ON THE FINANCIAL STATEMENTS OF POWER GRID CORPORATION OF INDIA LIMITED FOR THE YEAR ENDED 31 MARCH 2020**

The preparation of financial statements of Power Grid Corporation of India Limited for the year ended 31 March 2020 in accordance with the financial reporting framework prescribed under the Companies Act, 2013 (Act) is the responsibility of the management of the company. The statutory auditors appointed by the Comptroller and Auditor General of India under section 139 (5) of the Act are responsible for expressing opinion on the financial statements under section 143 of the Act based on independent audit in accordance with the standards on auditing prescribed under section 143 (10) of the Act. This is stated to have been done by them vide their Audit Report dated 20 June 2020.

I, on behalf of the Comptroller and Auditor General of India, have conducted a supplementary audit of the financial statements of Power Grid Corporation of India Limited for the year ended 31 March 2020 under Section 143 (6) (a) of the Act. This supplementary audit has been carried out independently without access to the working papers of the statutory auditors and is limited primarily to inquiries of the statutory auditors and company personnel and a selective examination of some of the accounting records.

On the basis of my supplementary audit nothing significant has come to my knowledge which would give rise to any comment upon or supplement to statutory auditor's report under section 143 (6) (b) of the Act.

For and on behalf of the  
Comptroller & Auditor General of India



(D.K. Sekar)  
Director General of Audit (Energy),  
Delhi

Place: New Delhi  
Dated: 07 August 2020

**COMMENTS OF THE COMPTROLLER AND AUDITOR GENERAL OF INDIA UNDER SECTION 143 (6) (b) READ WITH SECTION 129 (4) OF THE COMPANIES ACT, 2013 ON THE CONSOLIDATED FINANCIAL STATEMENTS OF POWER GRID CORPORATION OF INDIA LIMITED FOR THE YEAR ENDED 31 MARCH 2020**

The preparation of consolidated financial statements of Power Grid Corporation of India Limited for the year ended 31 March 2020 in accordance with the financial reporting framework prescribed under the Companies Act, 2013 (Act) is the responsibility of the management of the company. The statutory auditors appointed by the Comptroller and Auditor General of India under section 139 (5) read with section 129 (4) of the Act are responsible for expressing opinion on the financial statements under section 143 read with section 129 (4) of the Act based on independent audit in accordance with the standards on auditing prescribed under section 143(10) of the Act. This is stated to have been done by them vide their Audit Report dated 20.06.2020.

I, on behalf of the Comptroller and Auditor General of India, have conducted a supplementary audit of the consolidated financial statements of Power Grid Corporation of India Limited for the year ended 31 March 2020 under section 143(6) (a) read with section 129(4) of the Act. We conducted a supplementary audit of the financial statements of Power Grid Corporation of India Limited, Powergrid Parli Transmission Limited, Powergrid Warora Transmission Limited and Powergrid Jabalpur Transmission Limited but did not conduct supplementary audit of the financial statements of subsidiaries, associate companies and jointly controlled entities listed in Annexure for the year ended on that date. Further, section 139 (5) and 143 (6) (a) of the Act are not applicable to Powerlinks Transmission Limited, Torrent Power Grid Limited, Jaypee Powergrid Limited, Parbati Koldam Transmission Company Limited and Teestavalley Power Transmission Limited being private entities and Power Transmission Company Nepal Limited being incorporated in Foreign country under the respective laws, for appointment of their Statutory Auditor and for conduct of supplementary audit. Accordingly, Comptroller and Auditor General of India has neither appointed the Statutory Auditors nor conducted the supplementary audit of these companies. This supplementary audit has been carried out independently without access to the working papers of the statutory auditors and is limited primarily to inquiries of the statutory auditors and company personnel and a selective examination of some of the accounting records.

On the basis of my supplementary audit nothing significant has come to my knowledge which would give rise to any comment upon or supplement to statutory auditors' report under section 143(6) (b) of the Act.

For and on behalf of the  
Comptroller & Auditor General of India

  
(D.K. Sekar)

**Director General of Audit (Energy),  
Delhi**

**Place: New Delhi  
Dated: 07 August 2020**

ANNEXURE

**List of Subsidiaries, Associate Companies and Jointly Controlled Entities whose financial statements were not audited by the Comptroller and Auditor General of India**

**A. Subsidiaries incorporated in India:**

1. Powergrid NM Transmission Limited
2. Powergrid Vizag Transmission Limited
3. Powergrid Unchahar Transmission Limited
4. Powergrid Kala Amb Transmission Limited
5. Powergrid Southern Interconnector Transmission System Limited
6. Powergrid Vemagiri Transmission Limited
7. Powergrid Medinipur Jeerat Transmission Limited
8. Powergrid Mithilanchal Transmission Limited
9. Powergrid Varanasi Transmission System Limited
10. Powergrid Jawaharpur Firozabad Transmission Limited
11. Powergrid Khetri Transmission System Limited
12. Powergrid Bhuj Transmission Limited
13. Powergrid Bhind Guna Transmission Limited
14. Powergrid Ajmer Phagi Transmission Limited
15. Powergrid Fatehgarh Transmission Limited
16. Powergrid Rampur Sambhal Transmission Limited
17. Powergrid Meerut Simbhavali Transmission Limited

**B. Joint Ventures incorporated in India:**

1. North East Transmission Company Limited
2. National High Power Test Laboratory Private Limited
3. Bihar Grid Company Limited
4. Kalinga Bidyut Prasaran Nigam Private Limited
5. Cross Border Power Transmission Company Limited
6. RINL Powergrid TLT Private Limited

## FORM NO. MR-3

## SECRETARIAL AUDIT REPORT

## FOR THE FINANCIAL YEAR ENDED MARCH 31, 2020

[Pursuant to section 204(1) of the Companies Act, 2013 and Rule No.9 of the Companies (Appointment and Remuneration of Managerial Personnel) Rules, 2014]

To,  
The Members,  
Power Grid Corporation of India Limited  
B-9, Qutab Institutional Area, Katwaria Sarai,  
New Delhi-110016

We have conducted the Secretarial Audit of the compliance of applicable statutory provisions and the adherence to good corporate practices by **Power Grid Corporation of India Limited [CIN: L40101DL1989GOI038121]** (hereinafter called the "Company") having its **Registered Office at B-9, Qutab Institutional Area, Katwaria Sarai, New Delhi -110016**. Secretarial Audit was conducted in a manner that provided us a reasonable basis for evaluating the corporate conducts/statutory compliances and expressing our opinion thereon.

Based on our verification of the Company's books, papers, minute books, forms and returns filed and other records maintained by the company and also the information provided by the Company, its officers, agents and authorized representatives during the conduct of secretarial audit, we hereby report that in our opinion, the company has, during the audit period covering the financial year ended on, **March 31, 2020** complied with the statutory provisions listed hereunder and also that the Company has proper Board-processes and compliance-mechanism in place to the extent, in the manner and subject to the reporting made hereinafter:

We have examined the books, papers, minute books, forms and returns filed and other records maintained by the Company for the Financial Year ended on **March 31, 2020**, according to the provisions of:

- (i) The Companies Act, 2013 (the Act) and the rules made thereunder;
- (ii) The Securities Contracts (Regulation) Act, 1956 ('SCRA') and the rules made thereunder;
- (iii) The Depositories Act, 1996 and the Regulations and Bye-laws framed thereunder;
- (iv) Foreign Exchange Management Act, 1999 and the rules and regulations made thereunder to the extent of Foreign Direct Investment, Overseas Direct Investment and External Commercial Borrowings;
- (v) The following Regulations and Guidelines prescribed under the Securities and Exchange Board of India Act, 1992 ('SEBI Act'): -
  - a) The Securities and Exchange Board of India (Substantial Acquisition of Shares and Takeovers) Regulations,2011;
  - b) The Securities and Exchange Board of India (Prohibition of Insider Trading) Regulations,2015;
  - c) The Securities and Exchange Board of India (Issue of Capital and Disclosure Requirements) Regulations,2009
  - d) The Securities and Exchange Board of India (Share Based Employee Benefits) Regulations, 2014; **[Not applicable as the Company has not offered any shares or granted any options pursuant to any employee benefit scheme during the period under review];**
  - e) The Securities and Exchange Board of India (Issue and Listing of Debt Securities) Regulations,2008;
  - f) The Securities and Exchange Board of India (Registrars to an Issue and Share Transfer Agents) Regulations,1993 regarding the Companies Act and dealing with client;
  - g) The Securities and Exchange Board of India (Delisting of Equity Shares) Regulations,2009; **[Not Applicable as the Company has not delisted/propose to delist its equity shares from any Stock Exchange during the financial year under review];** and
  - h) The Securities and Exchange Board of India (Buyback of Securities) Regulations,2018; **[Not Applicable as the Company has not bought back/propose to buy-back any of its securities during the financial year under review];**
- (vi) As confirmed and certified by the management, following law is specifically applicable to the Company based on the Sectors / Businesses:
  - (a) The Electricity Act, 2003 and Rules and Regulations made there under.

The compliance by the Company of applicable financial laws, like direct and indirect tax laws, has not been reviewed in this audit since the same have been subject to review by the statutory auditor and other designated professionals.

**We have also examined compliance with the applicable Regulations / clauses of the following:**

- i. Secretarial Standards issued by The Institute of Company Secretaries of India.
- ii. The Securities and Exchange Board of India (Listing Obligations and Disclosure Requirements) Regulations,2015;
- iii. Guidelines on Corporate Governance for Central Public Sector Enterprises (CPSEs) issued by the Department of Public Enterprises vide their OM No. 18(8)/2005-GM dated 14<sup>th</sup> May, 2010.
- iv. Guidelines on Capital Restructuring of Central Public Sector Enterprises (CPSEs) as stipulated in the O.M.F No. 5/2/2016-Policy dated 27<sup>th</sup> May, 2016 issued by Department of Investment and Public Asset Management (DIPAM), Ministry of Finance, Government of India.

During the period under review, the Company has complied with the provisions of the Act, Rules, Regulations, Guidelines, Standards etc. mentioned above **except to the extent as mentioned below;**

- **The Company did not have requisite number of Independent Directors on its Board as required under Regulation 17 (1) of Securities and Exchange Board of India (Listing Obligations and Disclosure Requirements) Regulations, 2015 and Para 3.1.4 of DPE Guidelines on Corporate Governance with regard to Composition of the Board of Directors.**

**We further report that**

- The Board of Directors of the Company is duly constituted with proper balance of Executive Directors, Non-Executive Directors and Independent Directors with the exception of requisite number of Independent Directors on the Board of the Company as on 31<sup>st</sup> March, 2020 as required under Regulation 17 (1) of Securities and Exchange Board of India (Listing Obligations and Disclosure Requirements) Regulations, 2015 and Para 3.1.4 of DPE Guidelines on Corporate Governance with regard to Composition of the Board of Directors. The changes in the composition of the Board of Directors, that took place during the period under review, were carried out in compliance with the provisions of the Act.
- The Company, being a Central Public Sector Enterprise (CPSE) the appointment of Directors on the Board is made by the Administrative Ministry, i.e., Ministry of Power (MoP), Government of India (GoI). Company has been continuously following up with MoP for appointment of requisite number of Independent Directors on the Board.
- According to the information and explanations given to us, the Company has not carried out the performance evaluation of the Directors during the review period in compliance of Regulation 17 (10) & 25 (4) of the SEBI (LODR) Regulation, 2015, as the directors including Independent Directors are appointed by the Government of India. However, Ministry of Corporate Affairs' (MCA) vide its Notification dated 5<sup>th</sup> June, 2015, has exempted the Government companies from the requirement of performance evaluation of Directors under Section 178(2) of the Companies Act, 2013. Further, MCA vide its notification dated 5<sup>th</sup> July, 2017 made an amendment in the Schedule IV of the Act, whereby Government Companies were exempted from complying with the requirement of performance evaluation of Independent Directors by the Board, if the concerned Department or Ministry have specified aforesaid requirements.
- Adequate notice is given to all directors to schedule the Board Meetings, agenda and detailed notes on agenda were sent at least seven days in advance, and a system exists for seeking and obtaining further information and clarifications on the agenda items before the meeting and for meaningful participation at the meeting.
- Decisions were carried unanimously during the year under review.

**We further report that** on the basis of the written Management representation received from the company and the information and explanations provided to us, we are of the opinion that, there are adequate systems and processes in the company commensurate with the size and operations of the company to monitor and ensure compliance with applicable laws, rules, regulations and guidelines.

**We further report that** during the audit period the company has following events/actions having a major bearing on the Company's affairs in pursuance of the above referred laws, rules, regulations, guidelines, standards etc.: -

- i. The Company has issued bonds of Rs.5020 crore as per details mentioned below:-

Sr. No.	Type of Bonds	Amount (Rs. in crore)
1.	7.34% UnSecured, Non-Convertible, Non-Cumulative, Redeemable, Taxable POWERGRID Bond LXIII Issue	1800.00
2.	7.49% UnSecured, Non-Convertible, Non-Cumulative, Redeemable, Taxable POWERGRID Bond LXIV Issue	2520.00
3.	6.35% UnSecured, Non-Convertible, Non-Cumulative, Redeemable, Taxable POWERGRID Bond LXV Issue	200.00
4.	7.38% UnSecured, Non-Convertible, Non-Cumulative, Redeemable, Taxable POWERGRID Bond LXVI Issue	500.00

- ii. The Department of Public Enterprise, Ministry of Heavy Industries and Public Enterprises, Government of India has granted "Maharatna" status to Power Grid Corporation of India Limited vide OM No. 26(1)/2018-MGMT dated 23.10.2019.

**For Kumar Naresh Sinha & Associates  
Company Secretaries**

**Sd/-**

**CS Naresh Kumar Sinha  
(Proprietor)**

**FCS: 1807; C.P. No.: 14984**

**PR: 610/2019**

**UDIN: F001807B000500351**

Place: Noida  
Date: 24.07.2020

Note: This report is to be read with our letter of even date which is annexed as "**Annexure-A**" and forms an integral part of this report.



**To,  
The Members  
Power Grid Corporation of India Limited  
B-9, Qutab Institutional Area, Katwaria Sarai,  
New Delhi-110016**

Our Report of even date is to be read along with this letter.

1. Maintenance of secretarial record is the responsibility of the management of the Company. Our responsibility is to express an opinion on these secretarial records based on our audit.
2. We have followed the audit practices and processes as were appropriate to obtain reasonable assurance about the correctness of the contents of the secretarial records. The verification was done on the random test basis to ensure that correct facts are reflected in secretarial records. We believe that the processes and practices, we followed provide a reasonable basis for our opinion.
3. We have not verified the correctness and appropriateness of financial records and Books of Accounts of the Company.
4. Where ever required, we have obtained the Management representation about the compliance of laws, rules and regulations and happening of events etc.
5. The compliance of the provisions of Corporate and other applicable laws, rules, regulations, standards is the responsibility of management. Our examination was limited to the verification of procedures on random test basis.
6. The Secretarial Audit report is neither an assurance as to the future viability of the company nor of the efficacy or effectiveness with which the management has conducted the affairs of the Company.
7. In view of the situation emerging out of the outbreak of COVID-19 Pandemic, we could not examine physical documents, records & other papers etc. of the Company for the year ended March 31, 2020 and the documents/information required by us were provided through electronic Mode.

**For Kumar Naresh Sinha & Associates  
Company Secretaries**

**Sd/-**

**CS Naresh Kumar Sinha  
(Proprietor)  
FCS: 1807; C.P. No.: 14984  
PR: 610/2019  
UDIN: F001807B000500351**

Place: Noida  
Date: 24.07.2020

**FORM NO. MGT 9**  
**EXTRACT OF ANNUAL RETURN**  
**as on financial year ended on 31.03.2020**

Pursuant to Section 92 (3) of the Companies Act, 2013 and Rule 12(1) of the Company (Management & Administration ) Rules, 2014.

**I REGISTRATION & OTHER DETAILS:**

i	CIN	L40101DL1989GOI038121
ii	Registration Date	23-Oct-89
iii	Name of the Company	POWER GRID CORPORATION OF INDIA LIMITED
iv	Category/Sub-category of the Company	COMPANY LIMITED BY SHARES / UNION GOVERNMENT COMPANY
v	Address of the Registered office & contact details	B-9, QUTAB INSTITUTIONAL AREA, KATWARIA SARAI, NEW DELHI - 110 016. Tel: 011-26560121, 26564812, 26564892 Fax: 011-26601081
vi	Whether listed company	YES
vii	Name , Address & contact details of the Registrar & Transfer Agent, if any.	KFin Technologies Pvt. Ltd, Selenium Tower B, Plot No. 31 & 32, Gachibowli, Financial District, Nanakramguda, Hyderabad - 500 032. Tele: +91-40-67162222, Fax: +91-40-23420814, Toll free No.1800-345-4001

**II PRINCIPAL BUSINESS ACTIVITIES OF THE COMPANY**

All the business activities contributing 10% or more of the total turnover of the company shall be stated

SL No	Name & Description of main products/ services	NIC Code of the Product /service	% to total turnover of the company
1	Transmission	35107	96.38%

**III PARTICULARS OF HOLDING , SUBSIDIARY & ASSOCIATE COMPANIES**

SI No	Name & Address of the Company	CIN/GLN	HOLDING/ SUBSIDIARY/ ASSOCIATE	% OF SHARES HELD	APPLICABLE SECTION
1	POWERGRID Vemagiri Transmission Limited Regd. Office: B-9, Qutab Institutional Area, Katwaria Sarai, New Delhi – 110 016.	U40300DL2011GOI217975	Subsidiary	100	Section 2 (87)
2	POWERGRID NM Transmission Limited Regd. Office: B-9, Qutab Institutional Area, Katwaria Sarai, New Delhi – 110 016.	U40106DL2011GOI219542	Subsidiary	100	Section 2 (87)
3	POWERGRID Vizag Transmission Limited Regd. Office: B-9, Qutab Institutional Area, Katwaria Sarai, New Delhi – 110 016.	U40300DL2011GOI228136	Subsidiary	100	Section 2 (87)
4	POWERGRID Unchahar Transmission Limited Regd. Office: B-9, Qutab Institutional Area, Katwaria Sarai, New Delhi – 110 016.	U65100DL2012GOI246341	Subsidiary	100	Section 2 (87)
5	POWERGRID Kala Amb Transmission Limited Regd. Office: B-9, Qutab Institutional Area, Katwaria Sarai, New Delhi – 110 016.	U40106DL2013GOI256048	Subsidiary	100	Section 2 (87)
6	POWERGRID Jabalpur Transmission Limited Regd. Office: B-9, Qutab Institutional Area, Katwaria Sarai, New Delhi – 110 016.	U40300DL2014GOI270433	Subsidiary	100	Section 2 (87)
7	POWERGRID Warora Transmission Limited Regd. Office: B-9, Qutab Institutional Area, Katwaria Sarai, New Delhi – 110 016.	U40300DL2014GOI269918	Subsidiary	100	Section 2 (87)

**ANNUAL REPORT 2019-20**

SI No	Name & Address of the Company	CIN/GLN	HOLDING/ SUBSIDIARY/ ASSOCIATE	% OF SHARES HELD	APPLICABLE SECTION
8	POWERGRID Parli Transmission Limited Regd. Office: B-9, Qutab Institutional Area, Katwaria Sarai, New Delhi – 110 016.	U40109DL2014GOI269652	Subsidiary	100	Section 2 (87)
9	POWERGRID Southern Interconnector Transmission System Limited Regd. Office: B-9, Qutab Institutional Area, Katwaria Sarai, New Delhi – 110 016.	U40106DL2015GOI278746	Subsidiary	100	section 2 (87)
10	POWERGRID Medinipur Jeerat Transmission Limited Regd. Office: B-9, Qutab Institutional Area, Katwaria Sarai, New Delhi – 110 016.	U40300DL2016GOI290075	Subsidiary	100	Section 2 (87)
11	POWERGRID Mithilanchal Transmission Limited Regd. Office: B-9, Qutab Institutional Area, Katwaria Sarai, New Delhi – 110 016.	U40300DL2017GOI310436	Subsidiary	100	Section 2 (87)
12	POWERGRID Varanasi Transmission System Limited Regd. Office: B-9, Qutab Institutional Area, Katwaria Sarai, New Delhi – 110 016.	U40100DL2017GOI310478	Subsidiary	100	Section 2 (87)
13	POWERGRID Jawaharpur Firozabad Transmission Limited Regd. Office: B-9, Qutab Institutional Area, Katwaria Sarai, New Delhi – 110 016.	U40100DL2018GOI337674	Subsidiary	100	Section 2 (87)
14	POWERGRID Ajmer Phagi Transmission Limited Regd. Office: B-9, Qutab Institutional Area, Katwaria Sarai, New Delhi – 110 016.	U40101DL2019GOI347423	Subsidiary	100	Section 2 (87)
15	POWERGRID Bhind Guna Transmission Limited Regd. Office: B-9, Qutab Institutional Area, Katwaria Sarai, New Delhi – 110 016.	U40300DL2018GOI338734	Subsidiary	100	Section 2 (87)
16	POWERGRID Bhuj Transmission Limited Regd. Office: B-9, Qutab Institutional Area, Katwaria Sarai, New Delhi – 110 016.	U40300DL2019GOI346552	Subsidiary	100	Section 2 (87)
17	POWERGRID Fatehgarh Transmission Limited Regd. Office: B-9, Qutab Institutional Area, Katwaria Sarai, New Delhi – 110 016.	U40300DL2019GOI346583	Subsidiary	100	Section 2 (87)
18	POWERGRID Khetri Transmission System Limited Regd. Office: B-9, Qutab Institutional Area, Katwaria Sarai, New Delhi – 110 016.	U40100DL2019GOI347127	Subsidiary	100	Section 2 (87)
19	POWERGRID Meerut Simbhalvali Transmission Limited Regd. Office: B-9, Qutab Institutional Area, Katwaria Sarai, New Delhi – 110 016.	U40106DL2019GOI351476	Subsidiary	100	Section 2 (87)
20	POWERGRID Rampur Sambhal Transmission Limited Regd. Office: B-9, Qutab Institutional Area, Katwaria Sarai, New Delhi – 110 016.	U40101DL2019GOI349484	Subsidiary	100	Section 2 (87)
21	Powerlinks Transmission Limited Regd. Office: 10th Floor, DLF Tower A, District Center Jasola, New Delhi-110025	U40105DL2001PLC110714	Joint Venture	49	Section 2 (6)
22	Torrent Power Grid Limited Regd. Office: 'SAMANVAY', 600, Tapovan, Ambawadi, Ahemdabad, Gujarat -380015	U40104GJ2005PLC046660	Joint Venture	26	Section 2 (6)
23	Jaypee Powergrid Limited Regd. Office: 'JA House', 63, Basant Lok , Vasant Vihar, New Delhi 110057	U40101DL2006PLC154627	Joint Venture	26	Section 2 (6)

SI No	Name & Address of the Company	CIN/GLN	HOLDING/ SUBSIDIARY/ ASSOCIATE	% OF SHARES HELD	APPLICABLE SECTION
24	North East Transmission Company Limited Regd. Office: Vill- East Champamura, Bypass Road, Near Asian Paint Godown, P/O- Old Agartala, Agartala, West Tripura, TR-799008	U40101TR2008PLC008249	Joint Venture	26	Section 2 (6)
25	Parbati Koldam Transmission Company Limited Regd. Office: 5th Floor, FF-1A JMD Galleria, Sector-48, Sohna Road, Gurgaon, Haryana - 122018	U40108HR2002PLC071677	Joint Venture	26	Section 2 (6)
26	Teestavalley Power Transmission Limited Regd. Office: 2nd Floor,Vijaya Building 17, Barakhamba Road, Connaught Place, New Delhi-110001	U40109DL2006SGC151871	Joint Venture	30.92	Section 2 (6)
27	National High Power Test Laboratory Private Limited Regd. Office: NHPTL, POWERGRID Complex, 765/400 K.V. Substation, Khimlasa Road Bina Sagar, MP-470113	U73100MP2009PTC047744	Joint Venture	20	Section 2 (6)
28	Energy Efficiency Services Limited* Regd. Office: NFL Building, 5th & 6th Floor, Core - III, Scope Complex, Lodhi Road, New Delhi - 110003	U40200DL2009PLC196789	Joint Venture	5.71	Section 2 (6)
29	Bihar Grid Company Limited Regd. Office: 2nd Floor, Alankar Place, Boring Road, Patna, Bihar 800001	U40100BR2013PLC019722	Joint Venture	50	Section 2 (6)
30	Kalinga Bidyut Prasaran Nigam Private Limited** Regd. Office: Plot No. 4, Mauja Chandarsekharapur, Unit-41, Bhubaneswar, Puri, Odisha 751021	U40102OR2012PTC016411	Joint Venture	50	Section 2 (6)
31	Cross Border Power Transmission Company Limited Regd. Office: C/O IL&FS Securities Services Ltd., 10, Community Center, 2nd Floor, East of Kailash, New Delhi - 110 065	U40102DL2006PLC156738	Joint Venture	26	Section 2 (6)
32	RINL POWERGRID TLT Private Limited (RPTPL) Regd. Office: Room No.31, 'B' Block, Project Office,Visakhapatnam Steel Plant, Visakhapatnam-530031, Andhra Pradesh	U28121AP2015PTC097211	Joint Venture	50	Section 2 (6)
33	Power Transmission Company Nepal Limited c/o Nepal Electricity Authority, Durbar Marg, Kathmandu, Nepal	-	Joint Venture	26	Section 2 (6)

\*For the purpose of consolidation of Accounts, EESL has not been considered as a Joint Venture Company.

\*\*Application for striking off the Name of Kalinga Vidyt Prasaran Nigam Private Limited has been filed with ROC on 21<sup>st</sup> January 2020.

MGT 9 (IV) (i) Category - Wise Share Holding Between 30/03/2019 AND 31/03/2020

CATEGORY CODE	CATEGORY OF SHAREHOLDER	NO. OF SHARES HELD AT THE BEGINNING OF THE YEAR 30/03/2019			NO. OF SHARES HELD AT THE END OF THE YEAR 31/03/2020			% CHANGE DURING THE YEAR				
		DEMAT (III)	PHYSICAL (IV)	TOTAL (V)	% OF TOTAL SHARES (VI)	DEMAT (VII)	PHYSICAL (VIII)		TOTAL (IX)	% OF TOTAL SHARES (X)		
(I)	(II)											
(A)	PROMOTER AND PROMOTER GROUP											
(1)	INDIAN											
(a)	Individual /HUF	0	0	0	0.00	0	0	0	0.00	0.00	0.00	0.00
(b)	Central Government/State Government(s)	2896495942	0	2896495942	55.37	2685872408	0	2685872408	51.85	51.85	-3.51	
(c)	Bodies Corporate	0	0	0	0.00	0	0	0	0.00	0.00	0.00	
(d)	Financial Institutions / Banks	0	0	0	0.00	0	0	0	0.00	0.00	0.00	
(e)	Others	0	0	0	0.00	0	0	0	0.00	0.00	0.00	
	<b>Sub-Total A(1) :</b>	<b>2896495942</b>	<b>0</b>	<b>2896495942</b>	<b>55.37</b>	<b>2685872408</b>	<b>0</b>	<b>2685872408</b>	<b>51.85</b>	<b>51.85</b>	<b>-3.51</b>	
(2)	FOREIGN											
(a)	Individuals (NRIs/Foreign Individuals)	0	0	0	0.00	0	0	0	0.00	0.00	0.00	
(b)	Bodies Corporate	0	0	0	0.00	0	0	0	0.00	0.00	0.00	
(c)	Institutions	0	0	0	0.00	0	0	0	0.00	0.00	0.00	
(d)	Qualified Foreign Investor	0	0	0	0.00	0	0	0	0.00	0.00	0.00	
(e)	Others	0	0	0	0.00	0	0	0	0.00	0.00	0.00	
	<b>Sub-Total A(2) :</b>	<b>0</b>	<b>0</b>	<b>0</b>	<b>0.00</b>	<b>0</b>	<b>0</b>	<b>0</b>	<b>0.00</b>	<b>0.00</b>	<b>0.00</b>	
	<b>Total A=A(1)+A(2)</b>	<b>2896495942</b>	<b>0</b>	<b>2896495942</b>	<b>55.37</b>	<b>2685872408</b>	<b>0</b>	<b>2685872408</b>	<b>51.85</b>	<b>51.85</b>	<b>-3.51</b>	
(B)	PUBLIC SHAREHOLDING											
(1)	INSTITUTIONS											
(a)	Mutual Funds /UTI	346629556	0	346629556	6.63	522312093	0	522312093	10.08	10.08	3.46	
(b)	Financial Institutions /Banks	65212285	1	65212286	1.25	65385801	1	65385802	1.26	1.26	0.02	
(c)	Central Government / State Government(s)	0	0	0	0.00	0	0	0	0.00	0.00	0.00	
(d)	Venture Capital Funds	0	0	0	0.00	0	0	0	0.00	0.00	0.00	
(e)	Insurance Companies	351106927	0	351106927	6.71	284574522	0	284574522	5.49	5.49	-1.22	
(f)	Foreign Institutional Investors	1330645583	0	1330645583	25.43	1409858405	0	1409858405	27.22	27.22	1.78	
(g)	Foreign Venture Capital Investors	0	0	0	0.00	0	0	0	0.00	0.00	0.00	
(h)	Qualified Foreign Investor	0	0	0	0.00	0	0	0	0.00	0.00	0.00	

CATEGORY CODE	CATEGORY OF SHAREHOLDER	NO. OF SHARES HELD AT THE BEGINNING OF THE YEAR 30/03/2019				NO. OF SHARES HELD AT THE END OF THE YEAR 31/03/2020				% CHANGE DURING THE YEAR
		DEMAT (III)	PHYSICAL (IV)	TOTAL (V)	% OF TOTAL SHARES (VI)	DEMAT (VII)	PHYSICAL (VIII)	TOTAL (IX)	% OF TOTAL SHARES (X)	
(1)	(II)									
(i)	Others	0	0	0	0.00	0	0	0	0.00	0.00
	<b>Sub-Total B(1) :</b>	2093594351	1	2093594352	40.02	2282130821	1	2282130822	44.06	4.04
(2)	NON-INSTITUTIONS									
(a)	Bodies Corporate	62014485	0	62014485	1.19	19892781	0	19892781	0.38	-0.80
(b)	Individuals									
	(i) Individuals holding nominal share capital upto Rs.1 lakh	133101943	29303	133131246	2.54	126521794	19801	126541595	2.44	-0.10
	(ii) Individuals holding nominal share capital in excess of Rs.1 lakh	7874318	10500	7884818	0.15	8393261	10500	8403761	0.16	0.01
(c)	Others									
	CLEARING MEMBERS	7042583	0	7042583	0.13	23549182	0	23549182	0.45	0.32
	FOREIGN BODIES	4171304	0	4171304	0.08	3671304	0	3671304	0.07	-0.01
	I E P F	478154	0	478154	0.01	594383	0	594383	0.01	0.00
	NBFC	487483	0	487483	0.01	481470	0	481470	0.01	-0.00
	NON RESIDENT INDIANS	1682575	0	1682575	0.03	1557542	0	1557542	0.03	-0.00
	NRI NON-REPATRIATION	<b>1236937</b>	<b>0</b>	<b>1236937</b>	<b>0.02</b>	<b>1349020</b>	<b>0</b>	<b>1349020</b>	<b>0.03</b>	<b>0.00</b>
	TRUSTS	23369769	0	23369769	0.45	25551306	0	25551306	0.49	0.05
(d)	<b>Qualified Foreign Investor</b>	<b>0</b>	<b>0</b>	<b>0</b>	<b>0.00</b>	<b>0</b>	<b>0</b>	<b>0</b>	<b>0.00</b>	<b>0.00</b>
	Sub-Total B(2) :	241459551	39803	241499354	4.62	211562043	30301	211592344	4.09	-0.53
	Total B=B(1)+B(2) :	2335053902	39804	2335093706	44.63	2493692864	30302	2493723166	48.15	3.51
	Total (A+B) :	5231549844	39804	5231589648	100.00	5179565272	30302	5179595574	100.00	-0.00
(C)	Shares held by custodians, against which									
	Depository Receipts have been issued									
(1)	Promoter and Promoter Group									
(2)	Public	0	0	0	0.00	0	0	0	0.00	0.00
	<b>GRAND TOTAL (A+B+C) :</b>	<b>5231549844</b>	<b>39804</b>	<b>5231589648</b>	<b>100.00</b>	<b>5179565272</b>	<b>30302</b>	<b>5179595574</b>	<b>100.00</b>	<b>0.00</b>

## (ii) SHARE HOLDING OF PROMOTERS

Sr. No.	Shareholders Name	Shareholding at the beginning of the year 30/03/2019			Shareholding at the end of the year 31/03/2020			% change in share holding during the year
		NO of shares	% of total shares of the company	% of shares pledged encumbered to total shares	NO of shares	% of total shares of the company	% of shares pledged encumbered to total shares	
1	PRESIDENT OF INDIA	279,52,26,142	53.43	0	258,46,02,608	49.4	0	-4.03
2	PRESIDENT OF INDIA	10,12,69,800	1.94	0	10,12,69,800	1.94	0	0.00
	<b>Total</b>	<b>289,64,95,942</b>	<b>55.37</b>	<b>0</b>	<b>268,58,72,408</b>	<b>51.34</b>	<b>0</b>	<b>-4.03</b>

## (iii) CHANGE IN PROMOTERS' SHAREHOLDING (SPECIFY IF THERE IS NO CHANGE)\*

Sr. No.	Share holding at the beginning of the Year 30/03/2019			Cumulative Share holding during the year 31/03/2020		
	No. of Shares	% of total shares of the company	% of total shares of the company	No of shares	% of total shares of the company	% of total shares of the company
	2795226142	53.43	53.43	2795226142	53.43	53.43
At the beginning of the year						
Sale on 04/10/2019	-22113232	-0.42		2773112910		53.01
Purchase on 18/10/2019	1055760	0.02		2774168670		53.03
Sale on 31/01/2020	-206647791	-3.95		2567520879		49.08
Purchase on 07/02/2020	17081729	0.33		2584602608		49.40
At the end of the year	2584602608	49.40	49.40	2584602608		49.40

\*Govt. of India (represented through Ministry of DoNER - Promoter) is holding 10,12,69,800 (1.93%) shares in POWERGRID. Total shareholding of Govt. of India (Promoter) in POWERGRID is 51.34% (i.e. 49.40+1.94%).

**SHAREHOLDING PATTERN OF TOP 10 SHAREHOLDERS BETWEEN 30/03/2019 AND 31/03/2020 (OTHER THAN PROMOTER, DIRECTOR, ADR AND GDR)**

Sr. No	Folio/Dpid-Clientid	Category	Type	Name of the Share Holder	Shareholding at the beginning of the Year		Date	Increase/Decrease in share holding	Reason	Cumulative Shareholding during the Year	
					No of Shares	% of total shares of the company				No of Shares	% of total shares of the company
1	AAACL0582H	LTD	Opening Balance	LICI ULIP- GROWTH FUND	392550786	7.50	30/03/2019			392550786	7.50
			Sale				05/04/2019	-2433843	Transfer	390116943	7.46
			Sale				12/04/2019	-8616318	Transfer	381500625	7.29
			Sale				19/04/2019	-4895075	Transfer	376605550	7.20
			Sale				26/04/2019	-10288163	Transfer	366317387	7.00
			Sale				03/05/2019	-6646161	Transfer	359671226	6.87
			Sale				10/05/2019	-3419120	Transfer	356252106	6.81
			Sale				17/05/2019	-7223843	Transfer	349028263	6.67
			Sale				24/05/2019	-8258818	Transfer	340769445	6.51
			Sale				31/05/2019	-6314016	Transfer	334455429	6.39
			Sale				07/06/2019	-4038360	Transfer	330417069	6.32
			Sale				14/06/2019	-9120324	Transfer	321296745	6.14
			Sale				21/06/2019	-7763765	Transfer	313532980	5.99
			Sale				28/06/2019	-5977239	Transfer	307555741	5.88
			Sale				05/07/2019	-3486305	Transfer	304069436	5.81
			Sale				12/07/2019	-2440228	Transfer	301629208	5.77
			Sale				19/07/2019	-3668113	Transfer	297961095	5.70
			Sale				26/07/2019	-4227259	Transfer	293733836	5.61
			Sale				02/08/2019	-2327169	Transfer	291406667	5.57
			Purchase				23/08/2019	150	Transfer	291406817	5.57
			Sale				23/08/2019	-150	Transfer	291406667	5.57
			Purchase				29/11/2019	70	Transfer	291406737	5.57
			Sale				29/11/2019	-70	Transfer	291406667	5.57
			Purchase				06/12/2019	1500000	Transfer	292906667	5.60
			Purchase				13/12/2019	1220245	Transfer	294126912	5.62
			Purchase				20/12/2019	1875000	Transfer	296001912	5.66
			Purchase				27/12/2019	1969396	Transfer	297971308	5.70
			Sale				27/12/2019	-175	Transfer	297971133	5.70
			Purchase				31/12/2019	282000	Transfer	298253133	5.70
			Purchase				03/01/2020	1910319	Transfer	300163452	5.74
			Purchase				10/01/2020	3331733	Transfer	303495185	5.80
			Purchase				17/01/2020	2308861	Transfer	305804046	5.85
			Purchase				24/01/2020	723000	Transfer	306527046	5.86
			Purchase				07/02/2020	2822622	Transfer	309349668	5.91



**ANNUAL REPORT 2019-20**

Sr. No	Folio/Dpid-Clientid	Category	Type	Name of the Share Holder	Shareholding at the beginning of the Year		Date	Increase/Decrease in share holding	Reason	Cumulative Shareholding during the Year	
					No of Shares	% of total shares of the company				No of Shares	% of total shares of the company
			Purchase				14/02/2020	4484436	Transfer	313834104	6.00
			Purchase				21/02/2020	3245240	Transfer	317079344	6.06
			Purchase				28/02/2020	4052566	Transfer	321131910	6.14
			Sale				28/02/2020	-60	Transfer	321131850	6.14
			Purchase				06/03/2020	3173453	Transfer	324305303	6.20
			Purchase				13/03/2020	3977569	Transfer	328282872	6.28
			Purchase				20/03/2020	6044941	Transfer	334327813	6.39
			Purchase				27/03/2020	823000	Transfer	335150813	6.41
			Closing Balance				31/03/2020			335150813	6.41
2	AAATH1809A	MUT	Opening Balance	HDFC TRUSTEE CO LTD A/C HDFC DUAL ADVANTAGE FUND-I	158098473	3.02	30/03/2019			158098473	3.02
			Purchase				05/04/2019	15955	Transfer	158114428	3.02
			Sale				05/04/2019	-4485345	Transfer	153629083	2.94
			Purchase				12/04/2019	203897	Transfer	153832980	2.94
			Sale				12/04/2019	-5016008	Transfer	148816972	2.84
			Purchase				19/04/2019	101000	Transfer	148917972	2.85
			Sale				19/04/2019	-807192	Transfer	148110780	2.83
			Purchase				26/04/2019	9347	Transfer	148120127	2.83
			Sale				26/04/2019	-1917347	Transfer	146202780	2.79
			Purchase				03/05/2019	4573	Transfer	146207353	2.79
			Sale				03/05/2019	-2091370	Transfer	144115983	2.75
			Purchase				10/05/2019	11187	Transfer	144127170	2.75
			Sale				10/05/2019	-4565000	Transfer	139562170	2.67
			Purchase				17/05/2019	20121	Transfer	139582291	2.67
			Sale				17/05/2019	-333005	Transfer	139249286	2.66
			Purchase				24/05/2019	9278	Transfer	139258564	2.66
			Sale				24/05/2019	-4067873	Transfer	135190691	2.58
			Purchase				31/05/2019	3562	Transfer	135194253	2.58
			Sale				31/05/2019	-1492395	Transfer	133701858	2.56
			Purchase				07/06/2019	3881	Transfer	133705739	2.56
			Purchase				14/06/2019	12947	Transfer	133718686	2.56
			Purchase				21/06/2019	286764	Transfer	134005450	2.56
			Sale				21/06/2019	-1659	Transfer	134003791	2.56

Sr. No	Folio/Dpid-Clientid	Category	Type	Name of the Share Holder	Shareholding at the beginning of the Year		Date	Increase/Decrease in share holding	Reason	Cumulative Shareholding during the Year	
					No of Shares	% of total shares of the company				No of Shares	% of total shares of the company
			Purchase				28/06/2019	1318567	Transfer	135322358	2.59
			Sale				28/06/2019	-8114	Transfer	135314244	2.59
			Purchase				05/07/2019	8520788	Transfer	143835032	2.75
			Purchase				12/07/2019	7059589	Transfer	150894621	2.88
			Purchase				19/07/2019	3009696	Transfer	153904317	2.94
			Purchase				26/07/2019	3713017	Transfer	157617334	3.01
			Purchase				02/08/2019	241595	Transfer	157858929	3.02
			Purchase				09/08/2019	25651	Transfer	157884580	3.02
			Purchase				16/08/2019	9941	Transfer	157894521	3.02
			Purchase				23/08/2019	11176	Transfer	157905697	3.02
			Purchase				30/08/2019	11984	Transfer	157917681	3.02
			Purchase				06/09/2019	10977	Transfer	157928658	3.02
			Sale				06/09/2019	-174	Transfer	157928484	3.02
			Purchase				13/09/2019	11022	Transfer	157939506	3.02
			Purchase				20/09/2019	6326	Transfer	157945832	3.02
			Purchase				27/09/2019	9386	Transfer	157955218	3.02
			Sale				27/09/2019	-125149	Transfer	157830069	3.02
			Purchase				30/09/2019	2330	Transfer	157832399	3.02
			Purchase				04/10/2019	3476	Transfer	157835875	3.02
			Sale				04/10/2019	-239	Transfer	157835636	3.02
			Purchase				11/10/2019	7624	Transfer	157843260	3.02
			Sale				11/10/2019	-22949	Transfer	157820311	3.02
			Purchase				18/10/2019	6397	Transfer	157826708	3.02
			Purchase				25/10/2019	250269	Transfer	158076977	3.02
			Purchase				01/11/2019	19802	Transfer	158096779	3.02
			Purchase				08/11/2019	165905	Transfer	158262684	3.03
			Purchase				15/11/2019	624960	Transfer	158887644	3.04
			Sale				15/11/2019	-28475	Transfer	158859169	3.04
			Purchase				22/11/2019	109149	Transfer	158968318	3.04
			Purchase				29/11/2019	16762	Transfer	158985080	3.04
			Sale				29/11/2019	-288000	Transfer	158697080	3.03
			Purchase				06/12/2019	22161	Transfer	158719241	3.03
			Sale				06/12/2019	-5714	Transfer	158713527	3.03
			Purchase				13/12/2019	9474321	Transfer	168187848	3.21
			Purchase				20/12/2019	3521955	Transfer	171709803	3.28
			Sale				20/12/2019	-3174	Transfer	171706629	3.28

**ANNUAL REPORT 2019-20**

Sr. No	Folio/Dpid-Clientid	Category	Type	Name of the Share Holder	Shareholding at the beginning of the Year		Date	Increase/Decrease in share holding	Reason	Cumulative Shareholding during the Year	
					No of Shares	% of total shares of the company				No of Shares	% of total shares of the company
			Purchase				27/12/2019	3637	Transfer	171710266	3.28
			Sale				27/12/2019	-84960	Transfer	171625306	3.28
			Purchase				31/12/2019	9301	Transfer	171634607	3.28
			Purchase				03/01/2020	1676871	Transfer	173311478	3.31
			Purchase				10/01/2020	3196397	Transfer	176507875	3.37
			Purchase				17/01/2020	1008996	Transfer	177516871	3.39
			Purchase				24/01/2020	9737	Transfer	177526608	3.39
			Sale				24/01/2020	-9383000	Transfer	168143608	3.21
			Purchase				31/01/2020	3005	Transfer	168146613	3.21
			Sale				31/01/2020	-996550	Transfer	167150063	3.20
			Purchase				07/02/2020	593265	Transfer	167743328	3.21
			Sale				07/02/2020	-1000000	Transfer	166743328	3.19
			Purchase				14/02/2020	337420	Transfer	167080748	3.19
			Sale				14/02/2020	-717	Transfer	167080031	3.19
			Purchase				21/02/2020	11669	Transfer	167091700	3.19
			Purchase				28/02/2020	6433518	Transfer	173525218	3.32
			Purchase				06/03/2020	8899961	Transfer	182425179	3.49
			Purchase				13/03/2020	73635	Transfer	182498814	3.49
			Purchase				20/03/2020	6877657	Transfer	189376471	3.62
			Purchase				27/03/2020	167565	Transfer	189544036	3.62
			Sale				27/03/2020	-36000	Transfer	189508036	3.62
			Purchase				31/03/2020	4771403	Transfer	194279439	3.71
			Sale				31/03/2020	-10600	Transfer	194268839	3.71
			Closing Balance				31/03/2020			194268839	3.71
3	AAATR0090B	MUT	Opening Balance	RELiance CAPITAL TRUSTEE CO LTD A/C RELiance ETF-N	8641359	0.17	30/03/2019			8641359	0.17
			Purchase				05/04/2019	5442	Transfer	8646801	0.17
			Sale				05/04/2019	-73700	Transfer	8573101	0.16
			Purchase				12/04/2019	27192	Transfer	8600293	0.16
			Purchase				19/04/2019	50683	Transfer	8650976	0.17
			Sale				19/04/2019	-3223	Transfer	8647753	0.17
			Purchase				26/04/2019	431535	Transfer	9079288	0.17
			Sale				26/04/2019	-7	Transfer	9079281	0.17

Sr. No	Folio/Dpid-Clientid	Category	Type	Name of the Share Holder	Shareholding at the beginning of the Year		Date	Increase/Decrease in share holding	Reason	Cumulative Shareholding during the Year	
					No of Shares	% of total shares of the company				No of Shares	% of total shares of the company
			Purchase				03/05/2019	653803	Transfer	9733084	0.19
			Sale				03/05/2019	-10863	Transfer	9722221	0.19
			Purchase				10/05/2019	3240	Transfer	9725461	0.19
			Sale				10/05/2019	-175484	Transfer	9549977	0.18
			Purchase				17/05/2019	175512	Transfer	9725489	0.19
			Sale				17/05/2019	-200478	Transfer	9525011	0.18
			Purchase				24/05/2019	542995	Transfer	10068006	0.19
			Sale				24/05/2019	-680508	Transfer	9387498	0.18
			Purchase				31/05/2019	522883	Transfer	9910381	0.19
			Sale				31/05/2019	-100000	Transfer	9810381	0.19
			Purchase				07/06/2019	19347	Transfer	9829728	0.19
			Sale				07/06/2019	-40707	Transfer	9789021	0.19
			Purchase				14/06/2019	28623	Transfer	9817644	0.19
			Purchase				21/06/2019	54241	Transfer	9871885	0.19
			Sale				21/06/2019	-1532256	Transfer	8339629	0.16
			Purchase				28/06/2019	79268	Transfer	8418897	0.16
			Sale				28/06/2019	-50462	Transfer	8368435	0.16
			Purchase				05/07/2019	267182	Transfer	8635617	0.17
			Sale				05/07/2019	-35007	Transfer	8600610	0.16
			Purchase				12/07/2019	17518	Transfer	8618128	0.16
			Sale				12/07/2019	-28785	Transfer	8589343	0.16
			Purchase				19/07/2019	550971	Transfer	9140314	0.17
			Sale				19/07/2019	-1000000	Transfer	8140314	0.16
			Purchase				26/07/2019	1274141	Transfer	9414455	0.18
			Sale				26/07/2019	-2421200	Transfer	6993255	0.13
			Purchase				02/08/2019	61953	Transfer	7055208	0.13
			Sale				02/08/2019	-1992900	Transfer	5062308	0.10
			Purchase				09/08/2019	878787	Transfer	5941095	0.11
			Sale				09/08/2019	-943819	Transfer	4997276	0.10
			Purchase				16/08/2019	7767	Transfer	5005043	0.10
			Sale				16/08/2019	-148000	Transfer	4857043	0.09
			Purchase				23/08/2019	4102	Transfer	4861145	0.09
			Sale				23/08/2019	-56000	Transfer	4805145	0.09
			Purchase				30/08/2019	82712	Transfer	4887857	0.09
			Sale				30/08/2019	-2611	Transfer	4885246	0.09
			Purchase				06/09/2019	56668	Transfer	4941914	0.09

**ANNUAL REPORT 2019-20**

Sr. No	Folio/Dpid-Clientid	Category	Type	Name of the Share Holder	Shareholding at the beginning of the Year		Date	Increase/Decrease in share holding	Reason	Cumulative Shareholding during the Year	
					No of Shares	% of total shares of the company				No of Shares	% of total shares of the company
			Sale				06/09/2019	-86	Transfer	4941828	0.09
			Purchase				13/09/2019	400911	Transfer	5342739	0.10
			Purchase				20/09/2019	109370	Transfer	5452109	0.10
			Purchase				27/09/2019	84338	Transfer	5536447	0.11
			Sale				27/09/2019	-612663	Transfer	4923784	0.09
			Purchase				30/09/2019	18244	Transfer	4942028	0.09
			Purchase				04/10/2019	21306	Transfer	4963334	0.09
			Sale				04/10/2019	-343	Transfer	4962991	0.09
			Sale				11/10/2019	-632184	Transfer	4330807	0.08
			Purchase				18/10/2019	84326	Transfer	4415133	0.08
			Sale				18/10/2019	-1812	Transfer	4413321	0.08
			Purchase				25/10/2019	8137	Transfer	4421458	0.08
			Sale				25/10/2019	-1510	Transfer	4419948	0.08
			Purchase				01/11/2019	76047	Transfer	4495995	0.09
			Sale				01/11/2019	-12747	Transfer	4483248	0.09
			Purchase				08/11/2019	737	Transfer	4483985	0.09
			Sale				08/11/2019	-13482	Transfer	4470503	0.09
			Purchase				15/11/2019	202490	Transfer	4672993	0.09
			Sale				15/11/2019	-402191	Transfer	4270802	0.08
			Purchase				22/11/2019	595	Transfer	4271397	0.08
			Sale				22/11/2019	-185135	Transfer	4086262	0.08
			Purchase				29/11/2019	246396	Transfer	4332658	0.08
			Sale				29/11/2019	-19630	Transfer	4313028	0.08
			Purchase				06/12/2019	842882	Transfer	5155910	0.10
			Sale				06/12/2019	-2754	Transfer	5153156	0.10
			Purchase				13/12/2019	433351	Transfer	5586507	0.11
			Sale				13/12/2019	-7802	Transfer	5578705	0.11
			Purchase				20/12/2019	1972822	Transfer	7551527	0.14
			Sale				20/12/2019	-1864	Transfer	7549663	0.14
			Purchase				27/12/2019	4426	Transfer	7554089	0.14
			Sale				27/12/2019	-613298	Transfer	6940791	0.13
			Purchase				31/12/2019	13651	Transfer	6954442	0.13
			Sale				31/12/2019	-38058	Transfer	6916384	0.13
			Purchase				03/01/2020	691	Transfer	6917075	0.13
			Sale				03/01/2020	-85214	Transfer	6831861	0.13
			Purchase				10/01/2020	125542	Transfer	6957403	0.13

Sr. No	Folio/Dpid-Clientid	Category	Type	Name of the Share Holder	Shareholding at the beginning of the Year		Date	Increase/Decrease in share holding	Reason	Cumulative Shareholding during the Year	
					No of Shares	% of total shares of the company				No of Shares	% of total shares of the company
			Purchase				17/01/2020	106577	Transfer	7063980	0.14
			Sale				17/01/2020	-225440	Transfer	6838540	0.13
			Purchase				24/01/2020	14752951	Transfer	21591491	0.41
			Sale				24/01/2020	-5439323	Transfer	16152168	0.31
			Purchase				31/01/2020	85282992	Transfer	101435160	1.94
			Sale				31/01/2020	-75889	Transfer	101359271	1.94
			Purchase				07/02/2020	182694666	Transfer	284053937	5.43
			Sale				07/02/2020	-19	Transfer	284053918	5.43
			Purchase				14/02/2020	29864	Transfer	284083782	5.43
			Sale				14/02/2020	-33915468	Transfer	250168314	4.78
			Purchase				21/02/2020	2286	Transfer	250170600	4.78
			Sale				21/02/2020	-22971195	Transfer	227199405	4.34
			Purchase				28/02/2020	54845	Transfer	227254250	4.34
			Sale				28/02/2020	-10633106	Transfer	216621144	4.14
			Purchase				06/03/2020	5925967	Transfer	222547111	4.25
			Sale				06/03/2020	-5	Transfer	222547106	4.25
			Purchase				13/03/2020	148672	Transfer	222695778	4.26
			Sale				13/03/2020	-41165696	Transfer	181530082	3.47
			Purchase				20/03/2020	2541338	Transfer	184071420	3.52
			Sale				20/03/2020	-59552216	Transfer	124519204	2.38
			Purchase				27/03/2020	1204716	Transfer	125723920	2.40
			Sale				27/03/2020	-9304422	Transfer	116419498	2.23
			Purchase				31/03/2020	2687388	Transfer	119106886	2.28
			Sale				31/03/2020	-340000	Transfer	118766886	2.27
			Closing Balance				31/03/2020			118766886	2.27
4	AAAA10038F	MUT	Opening Balance	ICICI PRUDENTIAL BALANCED ADVANTAGE FU ND	81574353	1.56	30/03/2019			81574353	1.56
			Purchase				05/04/2019	396467	Transfer	81970820	1.57
			Sale				05/04/2019	-1678753	Transfer	80292067	1.53
			Purchase				12/04/2019	2070	Transfer	80294137	1.53
			Sale				12/04/2019	-2196156	Transfer	78097981	1.49
			Purchase				19/04/2019	3693	Transfer	78101674	1.49
			Sale				19/04/2019	-69343	Transfer	78032331	1.49

**ANNUAL REPORT 2019-20**

Sr. No	Folio/Dpid-Clientid	Category	Type	Name of the Share Holder	Shareholding at the beginning of the Year		Date	Increase/Decrease in share holding	Reason	Cumulative Shareholding during the Year	
					No of Shares	% of total shares of the company				No of Shares	% of total shares of the company
			Purchase				26/04/2019	10502	Transfer	78042833	1.49
			Sale				26/04/2019	-21320	Transfer	78021513	1.49
			Purchase				03/05/2019	25146	Transfer	78046659	1.49
			Sale				03/05/2019	-12844	Transfer	78033815	1.49
			Purchase				10/05/2019	2601	Transfer	78036416	1.49
			Sale				10/05/2019	-19760	Transfer	78016656	1.49
			Purchase				17/05/2019	16979	Transfer	78033635	1.49
			Sale				17/05/2019	-361624	Transfer	77672011	1.48
			Purchase				24/05/2019	16571	Transfer	77688582	1.48
			Sale				24/05/2019	-531648	Transfer	77156934	1.47
			Purchase				31/05/2019	6796	Transfer	77163730	1.47
			Sale				31/05/2019	-2367048	Transfer	74796682	1.43
			Purchase				07/06/2019	1966	Transfer	74798648	1.43
			Sale				07/06/2019	-7707395	Transfer	67091253	1.28
			Purchase				14/06/2019	783807	Transfer	67875060	1.30
			Sale				14/06/2019	-1245703	Transfer	66629357	1.27
			Purchase				21/06/2019	4998800	Transfer	71628157	1.37
			Sale				21/06/2019	-18941444	Transfer	52686713	1.01
			Purchase				28/06/2019	1002349	Transfer	53689062	1.03
			Sale				28/06/2019	-1589690	Transfer	52099372	1.00
			Purchase				05/07/2019	10711	Transfer	52110083	1.00
			Sale				05/07/2019	-56316	Transfer	52053767	0.99
			Purchase				12/07/2019	4401	Transfer	52058168	1.00
			Sale				12/07/2019	-43072	Transfer	52015096	0.99
			Purchase				19/07/2019	122169	Transfer	52137265	1.00
			Sale				19/07/2019	-108612	Transfer	52028653	0.99
			Purchase				26/07/2019	22692	Transfer	52051345	0.99
			Sale				26/07/2019	-8844410	Transfer	43206935	0.83
			Purchase				02/08/2019	20177	Transfer	43227112	0.83
			Sale				02/08/2019	-1307457	Transfer	41919655	0.80
			Purchase				09/08/2019	92414	Transfer	42012069	0.80
			Purchase				16/08/2019	3620	Transfer	42015689	0.80
			Sale				16/08/2019	-536426	Transfer	41479263	0.79
			Purchase				23/08/2019	9663	Transfer	41488926	0.79
			Sale				23/08/2019	-780	Transfer	41488146	0.79
			Purchase				30/08/2019	18384	Transfer	41506530	0.79

Sr. No	Folio/Dpid-Clientid	Category	Type	Name of the Share Holder	Shareholding at the beginning of the Year		Date	Increase/Decrease in share holding	Reason	Cumulative Shareholding during the Year	
					No of Shares	% of total shares of the company				No of Shares	% of total shares of the company
			Sale				30/08/2019	-566	Transfer	41505964	0.79
			Purchase				06/09/2019	105944	Transfer	41611908	0.80
			Sale				06/09/2019	-198045	Transfer	41413863	0.79
			Purchase				13/09/2019	94098	Transfer	41507961	0.79
			Purchase				20/09/2019	6164	Transfer	41514125	0.79
			Sale				20/09/2019	-6261	Transfer	41507864	0.79
			Purchase				27/09/2019	2166843	Transfer	43674707	0.83
			Purchase				30/09/2019	8782	Transfer	43683489	0.83
			Sale				30/09/2019	-1108	Transfer	43682381	0.83
			Purchase				04/10/2019	15432	Transfer	43697813	0.84
			Sale				04/10/2019	-459371	Transfer	43238442	0.83
			Purchase				11/10/2019	19872852	Transfer	63111294	1.21
			Sale				11/10/2019	-518618	Transfer	62592676	1.20
			Purchase				18/10/2019	380253	Transfer	62972929	1.20
			Sale				18/10/2019	-4643891	Transfer	58329038	1.11
			Purchase				25/10/2019	459445	Transfer	58788483	1.12
			Sale				25/10/2019	-2023788	Transfer	56764695	1.09
			Purchase				01/11/2019	852710	Transfer	57617405	1.10
			Sale				01/11/2019	-3688183	Transfer	53929222	1.03
			Purchase				08/11/2019	1359743	Transfer	55288965	1.06
			Sale				08/11/2019	-262985	Transfer	55025980	1.05
			Purchase				15/11/2019	2107	Transfer	55028087	1.05
			Sale				15/11/2019	-1276348	Transfer	53751739	1.03
			Purchase				22/11/2019	301381	Transfer	54053120	1.03
			Sale				22/11/2019	-144196	Transfer	53908924	1.03
			Purchase				29/11/2019	42268	Transfer	53951192	1.03
			Sale				29/11/2019	-1752676	Transfer	52198516	1.00
			Purchase				06/12/2019	37478	Transfer	52235994	1.00
			Sale				06/12/2019	-6344	Transfer	52229650	1.00
			Purchase				13/12/2019	29717	Transfer	52259367	1.00
			Sale				13/12/2019	-415792	Transfer	51843575	0.99
			Purchase				20/12/2019	7525	Transfer	51851100	0.99
			Sale				20/12/2019	-96072	Transfer	51755028	0.99
			Purchase				27/12/2019	3594	Transfer	51758622	0.99
			Sale				27/12/2019	-7612382	Transfer	44146240	0.84
			Purchase				31/12/2019	23701	Transfer	44169941	0.84



**ANNUAL REPORT 2019-20**

Sr. No	Folio/Dpid-Clientid	Category	Type	Name of the Share Holder	Shareholding at the beginning of the Year		Date	Increase/Decrease in share holding	Reason	Cumulative Shareholding during the Year	
					No of Shares	% of total shares of the company				No of Shares	% of total shares of the company
			Sale				31/12/2019	-5148	Transfer	44164793	0.84
			Purchase				03/01/2020	12471	Transfer	44177264	0.84
			Sale				03/01/2020	-8300	Transfer	44168964	0.84
			Purchase				10/01/2020	428615	Transfer	44597579	0.85
			Sale				10/01/2020	-29741	Transfer	44567838	0.85
			Purchase				17/01/2020	50037	Transfer	44617875	0.85
			Sale				17/01/2020	-9104	Transfer	44608771	0.85
			Purchase				24/01/2020	6038	Transfer	44614809	0.85
			Sale				24/01/2020	-13135643	Transfer	31479166	0.60
			Purchase				31/01/2020	18748	Transfer	31497914	0.60
			Sale				31/01/2020	-2973011	Transfer	28524903	0.55
			Purchase				07/02/2020	9609079	Transfer	38133982	0.73
			Sale				07/02/2020	-2369972	Transfer	35764010	0.68
			Purchase				14/02/2020	3981264	Transfer	39745274	0.76
			Sale				14/02/2020	-5505	Transfer	39739769	0.76
			Purchase				21/02/2020	5254	Transfer	39745023	0.76
			Sale				21/02/2020	-19014	Transfer	39726009	0.76
			Purchase				28/02/2020	16271	Transfer	39742280	0.76
			Sale				28/02/2020	-1240099	Transfer	38502181	0.74
			Purchase				06/03/2020	13619874	Transfer	52122055	1.00
			Sale				06/03/2020	-1580836	Transfer	50541219	0.97
			Purchase				13/03/2020	15036534	Transfer	65577753	1.25
			Sale				13/03/2020	-65083	Transfer	65512670	1.25
			Purchase				20/03/2020	9267770	Transfer	74780440	1.43
			Sale				20/03/2020	-397787	Transfer	74382653	1.42
			Purchase				27/03/2020	287532	Transfer	74670185	1.43
			Sale				27/03/2020	-2431376	Transfer	72238809	1.38
			Purchase				31/03/2020	505904	Transfer	72744713	1.39
			Sale				31/03/2020	-4926008	Transfer	67818705	1.30
			Closing Balance				31/03/2020			67818705	1.30
5	AACCC5769M	FPC	Opening Balance	COMGEST GROWTH PLC - COMGEST GROWTH EMERGING MARKE	66527843	1.27	30/03/2019			66527843	1.27
			Sale				05/04/2019	-2036738	Transfer	64491105	1.23

Sr. No	Folio/Dpid-Clientid	Category	Type	Name of the Share Holder	Shareholding at the beginning of the Year		Date	Increase/Decrease in share holding	Reason	Cumulative Shareholding during the Year	
					No of Shares	% of total shares of the company				No of Shares	% of total shares of the company
			Purchase				27/03/2020	1995990	Transfer	66487095	1.27
			Purchase				31/03/2020	66487095	Transfer	132974190	2.54
			Sale				31/03/2020	-66487095	Transfer	66487095	1.27
			Closing Balance				31/03/2020			66487095	1.27
6	AAATH4654D	FPC	Opening Balance	VIRTUS VONTOBEL EMERGING MARKETS OPPORTUNITIES FUN	48411459	0.93	30/03/2019			48411459	0.93
			Sale				26/04/2019	-823581	Transfer	47587878	0.91
			Sale				05/07/2019	-515801	Transfer	47072077	0.90
			Purchase				09/08/2019	851656	Transfer	47923733	0.92
			Purchase				16/08/2019	542144	Transfer	48465877	0.93
			Purchase				23/08/2019	384477	Transfer	48850354	0.93
			Sale				06/09/2019	-1922771	Transfer	46927583	0.90
			Sale				13/09/2019	-4403918	Transfer	42523665	0.81
			Sale				20/09/2019	-298531	Transfer	42225134	0.81
			Sale				01/11/2019	-1402468	Transfer	40822666	0.78
			Sale				08/11/2019	-7514381	Transfer	33308285	0.64
			Sale				15/11/2019	-4666117	Transfer	28642168	0.55
			Sale				22/11/2019	-1670512	Transfer	26971656	0.52
			Sale				28/02/2020	-580861	Transfer	26390795	0.50
			Sale				13/03/2020	-213082	Transfer	26177713	0.50
			Sale				20/03/2020	-1000881	Transfer	25176832	0.48
			Sale				27/03/2020	-871224	Transfer	24305608	0.46
			Sale				31/03/2020	-651573	Transfer	23654035	0.45
			Closing Balance				31/03/2020			23654035	0.45
7	AAEQM1699Q	FPC	Opening Balance	MAGELLAN	39679976	0.76	30/03/2019			39679976	0.76
			Purchase				27/03/2020	2666991	Transfer	42346967	0.81
			Sale				31/03/2020	-984397	Transfer	41362570	0.79
			Closing Balance				31/03/2020			41362570	0.79
8	AABTS6407Q	MUT	Opening Balance	SBI - ETF SENSEX	37121749	0.71	30/03/2019			37121749	0.71
			Purchase				05/04/2019	335972	Transfer	37457721	0.72
			Purchase				12/04/2019	2821	Transfer	37460542	0.72

**ANNUAL REPORT 2019-20**

Sr. No	Folio/Dpid-Clientid	Category	Type	Name of the Share Holder	Shareholding at the beginning of the Year		Date	Increase/Decrease in share holding	Reason	Cumulative Shareholding during the Year	
					No of Shares	% of total shares of the company				No of Shares	% of total shares of the company
			Sale				12/04/2019	-5434	Transfer	37455108	0.72
			Purchase				19/04/2019	83401	Transfer	37538509	0.72
			Sale				19/04/2019	-55716	Transfer	37482793	0.72
			Purchase				26/04/2019	38065	Transfer	37520858	0.72
			Sale				26/04/2019	-260000	Transfer	37260858	0.71
			Purchase				03/05/2019	102612	Transfer	37363470	0.71
			Purchase				10/05/2019	254659	Transfer	37618129	0.72
			Purchase				17/05/2019	466653	Transfer	38084782	0.73
			Purchase				24/05/2019	146100	Transfer	38230882	0.73
			Sale				24/05/2019	-4720	Transfer	38226162	0.73
			Purchase				31/05/2019	145803	Transfer	38371965	0.73
			Purchase				07/06/2019	120403	Transfer	38492368	0.74
			Sale				07/06/2019	-88829	Transfer	38403539	0.73
			Purchase				14/06/2019	163802	Transfer	38567341	0.74
			Purchase				21/06/2019	184161	Transfer	38751502	0.74
			Purchase				28/06/2019	323889	Transfer	39075391	0.75
			Sale				28/06/2019	-3	Transfer	39075388	0.75
			Purchase				05/07/2019	650549	Transfer	39725937	0.76
			Sale				05/07/2019	-34417	Transfer	39691520	0.76
			Purchase				12/07/2019	558113	Transfer	40249633	0.77
			Purchase				19/07/2019	486948	Transfer	40736581	0.78
			Purchase				26/07/2019	1172312	Transfer	41908893	0.80
			Purchase				02/08/2019	10027069	Transfer	51935962	0.99
			Purchase				09/08/2019	4002728	Transfer	55938690	1.07
			Sale				09/08/2019	-15824	Transfer	55922866	1.07
			Purchase				16/08/2019	220844	Transfer	56143710	1.07
			Purchase				23/08/2019	106082	Transfer	56249792	1.08
			Purchase				30/08/2019	136639	Transfer	56386431	1.08
			Sale				30/08/2019	-10698	Transfer	56375733	1.08
			Purchase				06/09/2019	108517	Transfer	56484250	1.08
			Sale				06/09/2019	-4	Transfer	56484246	1.08
			Purchase				13/09/2019	105068	Transfer	56589314	1.08
			Sale				13/09/2019	-10494	Transfer	56578820	1.08
			Purchase				20/09/2019	142030	Transfer	56720850	1.08
			Sale				20/09/2019	-103	Transfer	56720747	1.08
			Purchase				27/09/2019	835182	Transfer	57555929	1.10

Sr. No	Folio/Dpid-Clientid	Category	Type	Name of the Share Holder	Shareholding at the beginning of the Year		Date	Increase/Decrease in share holding	Reason	Cumulative Shareholding during the Year	
					No of Shares	% of total shares of the company				No of Shares	% of total shares of the company
			Sale				27/09/2019	-103948	Transfer	57451981	1.10
			Purchase				30/09/2019	33235	Transfer	57485216	1.10
			Sale				30/09/2019	-13715	Transfer	57471501	1.10
			Purchase				04/10/2019	144249	Transfer	57615750	1.10
			Purchase				11/10/2019	63937	Transfer	57679687	1.10
			Sale				11/10/2019	-4	Transfer	57679683	1.10
			Purchase				18/10/2019	298039	Transfer	57977722	1.11
			Sale				18/10/2019	-1160000	Transfer	56817722	1.09
			Purchase				25/10/2019	235700	Transfer	57053422	1.09
			Purchase				01/11/2019	484099	Transfer	57537521	1.10
			Purchase				08/11/2019	479966	Transfer	58017487	1.11
			Sale				08/11/2019	-1	Transfer	58017486	1.11
			Purchase				15/11/2019	403146	Transfer	58420632	1.12
			Sale				15/11/2019	-24150	Transfer	58396482	1.12
			Purchase				22/11/2019	12410796	Transfer	70807278	1.35
			Sale				22/11/2019	-240	Transfer	70807038	1.35
			Purchase				29/11/2019	6300394	Transfer	77107432	1.47
			Sale				29/11/2019	-164000	Transfer	76943432	1.47
			Purchase				06/12/2019	319439	Transfer	77262871	1.48
			Sale				06/12/2019	-888	Transfer	77261983	1.48
			Purchase				13/12/2019	273181	Transfer	77535164	1.48
			Purchase				20/12/2019	5192338	Transfer	82727502	1.58
			Sale				20/12/2019	-4485	Transfer	82723017	1.58
			Purchase				27/12/2019	11536	Transfer	82734553	1.58
			Sale				27/12/2019	-214850	Transfer	82519703	1.58
			Purchase				31/12/2019	26176	Transfer	82545879	1.58
			Sale				31/12/2019	-2288	Transfer	82543591	1.58
			Purchase				03/01/2020	60714	Transfer	82604305	1.58
			Sale				03/01/2020	-223352	Transfer	82380953	1.57
			Purchase				10/01/2020	146507	Transfer	82527460	1.58
			Purchase				17/01/2020	117872	Transfer	82645332	1.58
			Sale				17/01/2020	-7407	Transfer	82637925	1.58
			Purchase				24/01/2020	74366	Transfer	82712291	1.58
			Sale				24/01/2020	-9921344	Transfer	72790947	1.39
			Purchase				31/01/2020	156668	Transfer	72947615	1.39
			Sale				31/01/2020	-5238725	Transfer	67708890	1.29

**ANNUAL REPORT 2019-20**

Sr. No	Folio/Dpid-Clientid	Category	Type	Name of the Share Holder	Shareholding at the beginning of the Year		Date	Increase/Decrease in share holding	Reason	Cumulative Shareholding during the Year	
					No of Shares	% of total shares of the company				No of Shares	% of total shares of the company
			Purchase				07/02/2020	7381112	Transfer	75090002	1.44
			Sale				07/02/2020	-315	Transfer	75089687	1.44
			Purchase				14/02/2020	139578	Transfer	75229265	1.44
			Purchase				21/02/2020	96952	Transfer	75326217	1.44
			Sale				21/02/2020	-6743	Transfer	75319474	1.44
			Purchase				28/02/2020	145040	Transfer	75464514	1.44
			Sale				28/02/2020	-1376895	Transfer	74087619	1.42
			Purchase				06/03/2020	6768966	Transfer	80856585	1.55
			Purchase				13/03/2020	605133	Transfer	81461718	1.56
			Purchase				20/03/2020	17835398	Transfer	99297116	1.90
			Sale				20/03/2020	-13991874	Transfer	85305242	1.63
			Purchase				27/03/2020	2457690	Transfer	87762932	1.68
			Purchase				31/03/2020	1040383	Transfer	88803315	1.70
			Closing Balance				31/03/2020			88803315	1.70
9	AABTV0442N	FPC	Opening Balance	VANGUARD TOTAL INTERNATIONAL STOCK INDEX FUND	12006699	0.23	30/03/2019			12006699	0.23
			Sale				26/04/2019	-219633	Transfer	11787066	0.23
			Purchase				07/06/2019	193729	Transfer	11980795	0.23
			Purchase				12/07/2019	170591	Transfer	12151386	0.23
			Purchase				16/08/2019	240381	Transfer	12391767	0.24
			Purchase				30/08/2019	174601	Transfer	12566368	0.24
			Sale				27/09/2019	-4229992	Transfer	8336376	0.16
			Purchase				28/02/2020	154763	Transfer	8491139	0.16
			Purchase				13/03/2020	154804	Transfer	8645943	0.17
			Purchase				20/03/2020	162399	Transfer	8808342	0.17
			Purchase				27/03/2020	24251070	Transfer	33059412	0.63
			Closing Balance				31/03/2020			33059412	0.63
10	AABTC2758E	FPC	Opening Balance	CAPITAL WORLD GROWTH AND INCOME FUND	32019000	0.61	30/03/2019			32019000	0.61
			Sale				06/12/2019	-12409639	Transfer	19609361	0.37
			Sale				13/12/2019	-19609361	Transfer	0	0.00
			Closing Balance				31/03/2020			0	0.00

**(v) Shareholding of Directors & KMP**
**1. Shri Shri K. Sreekant, CMD**

	Change in Shareholding		Cumulative Shareholding during the year	
	No. of shares	% of total shares of the company	No of shares	% of total shares of the company
<b>For Each of the Directors &amp; KMP</b>				
At the beginning of the year 01/04/2019	1,029	0	1,029	0
Date wise increase/decrease in Share holding during the year specifying the reasons for increase/decrease (e.g. allotment/transfer/bonus/sweat equity etc)	0	0	0	0
At the end of the year 31/03/2020	1,029	0	1,029	0

**2. Mrs. Seema Gupta, Director (Operations)**

	Change in Shareholding		Cumulative Shareholding during the year	
	No. of shares	% of total shares of the company	No of shares	% of total shares of the company
<b>For Each of the Directors &amp; KMP</b>				
At the beginning of the year 01/04/2019	8,807	0	8,807	0
Date wise increase/decrease in Share holding during the year specifying the reasons for increase/decrease (e.g. allotment/transfer/bonus/sweat equity etc)	0	0	0	0
At the end of the year 31/03/2020	8,807	0	8,807	0

**3. Shri Rajeev Kumar Chauhan, Director (Projects)**

	Change in Shareholding		Cumulative Shareholding during the year	
	No. of shares	% of total shares of the company	No of shares	% of total shares of the company
<b>For Each of the Directors &amp; KMP</b>				
At the beginning of the year 01/04/2019	1	0	1	0
Date wise increase/decrease in Share holding during the year specifying the reasons for increase/decrease (e.g. allotment/transfer/bonus/sweat equity etc)	0	0	0	0
At the end of the year 31/03/2020	1	0	1	0

**4. Shri Vinod Kumar Singh, Director (Personnel) (w.e.f. 01.02.2020)**

	Change in Shareholding		Cumulative Shareholding during the year	
	No. of shares	% of total shares of the company	No of shares	% of total shares of the company
<b>For Each of the Directors &amp; KMP</b>				
At the beginning of the year 01/04/2019	19	0	19	0
Date wise increase/decrease in Share holding during the year specifying the reasons for increase/decrease (e.g. allotment/transfer/bonus/sweat equity etc)	0	0	0	0
At the end of the year 31/03/2020	19	0	19	0

## ANNUAL REPORT 2019-20

### 5. Shri Tanmay Kumar, Govt. Director (w.e.f. 18.03.2020 )

For Each of the Directors & KMP	Change in Shareholding		Cumulative Shareholding during the year	
	No. of shares	% of total shares of the company	No of shares	% of total shares of the company
At the beginning of the year 01/04/2019	0	0	0	0
Date wise increase/decrease in Share holding during the year specifying the reasons for increase/decrease (e.g. allotment/transfer/bonus/sweat equity etc)	0	0	0	0
At the end of the year 31/03/2020	0	0	0	0

### 6. Shri Manoj Kumar Mittal, Independent Director

For Each of the Directors & KMP	Change in Shareholding		Cumulative Shareholding during the year	
	No. of shares	% of total shares of the company	No of shares	% of total shares of the company
At the beginning of the year 01/04/2019	0	0	0	0
Date wise increase/decrease in Share holding during the year specifying the reasons for increase/decrease (e.g. allotment/transfer/bonus/sweat equity etc)	0	0	0	0
At the end of the year 31/03/2020	0	0	0	0

### 7. Shri Sunil Kumar Sharma, Independent Director

For Each of the Directors & KMP	Change in Shareholding		Cumulative Shareholding during the year	
	No. of shares	% of total shares of the company	No of shares	% of total shares of the company
At the beginning of the year 01/04/2019	0	0	0	0
Date wise increase/decrease in Share holding during the year specifying the reasons for increase/decrease (e.g. allotment/transfer/bonus/sweat equity etc)	0	0	0	0
At the end of the year 31/03/2020	0	0	0	0

### 8. Smt. A. R. Mahalakshmi, Independent Director

For Each of the Directors & KMP	Change in Shareholding		Cumulative Shareholding during the year	
	No. of shares	% of total shares of the company	No of shares	% of total shares of the company
At the beginning of the year 01/04/2019	0	0	0	0
Date wise increase/decrease in Share holding during the year specifying the reasons for increase/decrease (e.g. allotment/transfer/bonus/sweat equity etc)	0	0	0	0
At the end of the year 31/03/2020	0	0	0	0

**9. Shri M. N. Venkateshan, Independent Director**

For Each of the Directors & KMP	Change in Shareholding		Cumulative Shareholding during the year	
	No. of shares	% of total shares of the company	No of shares	% of total shares of the company
At the beginning of the year 01/04/2019	0	0	0	0
Date wise increase/decrease in Share holding during the year specifying the reasons for increase/decrease (e.g. allotment/transfer/bonus/sweat equity etc)	0	0	0	0
At the end of the year 31/03/2020	0	0	0	0

**10. Shri K. S. R. Murty, CFO (w.e.f. 27.08.2019)**

For Each of the Directors & KMP	Change in Shareholding		Cumulative Shareholding during the year	
	No. of shares	% of total shares of the company	No of shares	% of total shares of the company
At the beginning of the year 01/04/2019	0	0	0	0
Date wise increase/decrease in Share holding during the year specifying the reasons for increase/decrease (e.g. allotment/transfer/bonus/sweat equity etc)	0	0	0	0
At the end of the year 31/03/2020	0	0	0	0

**11. Smt. Divya Tandon, Company Secretary**

For Each of the Directors & KMP	Change in Shareholding		Cumulative Shareholding during the year	
	No. of shares	% of total shares of the company	No of shares	% of total shares of the company
At the beginning of the year 01/04/2019	15,337	0	15,337	0
Date wise increase/decrease in Share holding during the year specifying the reasons for increase/decrease (e.g. allotment/transfer/bonus/sweat equity etc)	0	0	0	0
At the end of the year 31/03/2020	15,337	0	15,337	0

**V. INDEBTEDNESS (As on 31.03.2020)**
**(Rs. In Crore)**

Indebtedness of the Company including interest outstanding/accrued but not due for payment				
	Secured Loans excluding deposits	Unsecured Loans	Deposits	Total Indebtedness
<b>Indebtedness at the beginning of the financial year</b>			N/A	
i) Principal Amount	115,519.14	30,567.22		146,086.36
ii) Interest due but not paid				
iii) Interest accrued but not due	3234.45	156.97		3,391.42
<b>Total (i+ii+iii)</b>	<b>118,753.59</b>	<b>30,724.19</b>		<b>149,477.78</b>
<b>Change in Indebtedness during the financial year</b>				
Additions	3,821.40	24,524.56		28,345.96
Reduction	10,316.95	19,768.69		30,085.64
Net Change				
<b>Indebtedness at the end of the financial year</b>				
i) Principal Amount	111875.19	36104.46		147,979.65
ii) Interest due but not paid				-
iii) Interest accrued but not due	2939.57	350.95*		3,290.52
<b>Total (i+ii+iii)</b>	<b>114,814.76</b>	<b>36,455.41</b>		<b>151,270.17</b>

\*Includes Rs. 36.90 Crore interest accrued but not due on GOI fully serviced Bonds.



## VI. REMUNERATION OF DIRECTORS AND KEY MANAGERIAL PERSONNEL (2019-20)

## A. Remuneration to Managing Director, Whole time director and/or Manager:

Sl.No	Particulars of Remuneration	Shri K. Sreekant, CMD (w.e.f. 05.08.2019)	Mrs. Seema Gupta, Director (Operations)	Shri Rajeev Kumar Chauhan, Director (Projects)	Shri Vinod Kumar Singh, Director (Personnel) (w.e.f. 01.02.2020)	Shri Ravi P. Singh, Director (Personnel) (Up to 31.01.2020)	Total Amount
1	Gross salary						
	(a) Salary as per provisions contained in section 17(1) of the Income Tax. 1961.	7088939.85	7970699.6	6884918.09	1480775.08	7957407.05	31382739.67
	(b) Value of perquisites u/s 17(2) of the Income tax Act, 1961	1191104.79	247151.59	1210802.48	51590.55	1862961.14	4563610.55
	(c ) Profits in lieu of salary under section 17(3) of the Income Tax Act, 1961	0	0	0	0	0	0
2	Stock option	0	0	0	0	0	0
3	Sweat Equity	0	0	0	0	0	0
4	Commission	0	0	0	0	0	0
	as % of profit others (specify)	0	0	0	0	0	0
5	Others, please specify	0	0	0	0	0	0
	<b>Total (A)</b>	<b>8280044.64</b>	<b>8217851.19</b>	<b>8095720.57</b>	<b>1532365.63</b>	<b>9820368.19</b>	<b>35946350.22</b>
	Ceiling as per the Act						

## B. Remuneration to other directors:

Sl.No	Particulars of Remuneration	Name of the Directors					Total Amount
		Shri Manoj Kumar Mittal	Shri Sunil Kumar Sharma	Smt. A. R. Mahalakshmi	Shri M. N. Venkateshan (w.e.f. 11.07.2019)	Shri Tse Ten Dorji (Upto 15.02.2020)	
1	Independent Directors						
	(a) Fee for attending board & committee meetings	740000	770000	690000	450000	620000	3530000
	(b) Commission	0	0	0	0	0	0
	(c ) Others, please specify	0	0	0	0	0	0
	Total (1)	740000	770000	690000	450000	620000	3530000
2	Other Non Executive Directors						
	(a) Fee for attending board committee meetings	0	0	0	0	0	0

(b) Commission	0	0	0	0	0	0	0	0	0
(c ) Others, please specify.	0	0	0	0	0	0	0	0	0
Total (2)	0	0	0	0	0	0	0	0	0
Total (B)=(1+2)	740000	770000	690000	450000	620000	260000	3530000		
Total Managerial Remuneration	740000	770000	690000	450000	620000	260000	3530000		
Overall Ceiling as per the Act.	Rs. 100,000/- per Board Meeting or Committee Meeting								

**C. REMUNERATION TO KEY MANAGERIAL PERSONNEL OTHER THAN MD/MANAGER/WTD (2019-20)**

Sl. No.	Particulars of Remuneration	Key Managerial Personnel			Total
		CEO	Company Secretary	CFO	
1	Gross Salary				
	(a) Salary as per provisions contained in section 17(1) of the Income Tax Act, 1961.	0.00	6265612.90	5219681.23	11485294.13
	(b) Value of perquisites u/s 17(2) of the Income Tax Act, 1961	0.00	117520.80	889850.46	1007371.26
	(c ) Profits in lieu of salary under section 17(3) of the Income Tax Act, 1961	0.00	0.00	0.00	0.00
2	Stock Option	0.00	0.00	0.00	0.00
3	Sweat Equity	0.00	0.00	0.00	0.00
4	Commission	0.00	0.00	0.00	0.00
	as % of profit	0.00	0.00	0.00	0.00
	others, specify	0.00	0.00	0.00	0.00
5	Others, please specify	0.00	0.00	0.00	0.00
	<b>Total</b>	<b>0.00</b>	<b>6383133.70</b>	<b>6109531.69</b>	<b>12492665.39</b>


**ANNUAL REPORT 2019-20**

**VII. PENALTIES/PUNISHMENT/COMPOUNDING OF OFFENCES**

**NOT APPLICABLE**

Type	Section of the Companies Act	Brief Description	Details of Penalty/ Punishment/ Compounding fees imposed	Authority (RD/ NCLT/Court)	Appeal made if any (give details)
<b>A. COMPANY</b>					
Penalty					
Punishment					
Compounding					
<b>B. DIRECTORS</b>					
Penalty					
Punishment					
Compounding					
<b>C. OTHER OFFICERS IN DEFAULT</b>					
Penalty					
Punishment					
Compounding					

**For and on behalf of the Board of Directors**



**(K. Sreekant)**  
**Chairman & Managing Director**  
**DIN: 06615674**

**Date: 28<sup>th</sup> August, 2020**

**Place: New Delhi**

## REPORT ON CORPORATE GOVERNANCE

The Directors present the Company's Report on Corporate Governance.

### 1. THE COMPANY'S GOVERNANCE PHILOSOPHY:

Corporate Governance is about promoting corporate fairness, transparency and accountability in the best interest of various stakeholders in a Company. It is a system by which business corporations are directed and controlled. Power Grid Corporation of India Limited (POWERGRID or the Company) believes that good governance should entail trusteeship, empowerment and accountability of the management while remaining proactive to the Government policies. POWERGRID's Governance process is focused towards its Vision "World Class, Integrated, Global Transmission Company with Dominant Leadership in Emerging Power Markets Ensuring Reliability, Safety and Economy" and its Mission i.e. "We will become a Global Transmission Company with Dominant Leadership in Emerging Power Markets with World Class Capabilities by:

1. Setting superior standards in capital project management and operations for the industry and ourselves.
2. Leveraging capabilities to consistently generate maximum value for all stakeholders in India and in emerging and growing economies.
3. Inspiring, nurturing and empowering the next generation of professionals.
4. Achieving continuous improvements through innovation and state-of-the-art technology.
5. Committing to highest standards in health, safety, security and environment."

The Corporate Governance of POWERGRID is geared by the following:

- (i) To meet the short term, medium term & long-term objectives and specific targets set by the Government of India and by the Board every year, by empowering people at appropriate levels keeping the job profile/functions in view.
- (ii) To respond to the challenges and the emerging opportunities and to play a pivotal role in the economic development of the country.

The corporate governance structure specifies the distribution of duties, rights, responsibilities and powers among different participants in the corporation. All strategic decisions regarding investment, diversification, major decisions regarding procurement, commercial and finance are implemented after approval by the Board.

POWERGRID has been conferred with the coveted "Maharatna" Status by the Government of India on 23.10.2019.

The Board of Directors comprises Chairman and Managing Director, Functional Directors, Govt. Nominee Directors and Non-Official Part Time Directors (Independent Directors). The duties, rights and obligations of the employees are delineated in the policy manuals published and the amendments thereto notified, from time to time. The powers of the internal participants i.e. top executives and below are laid down in the "Delegation of Powers". POWERGRID has implemented "Works and Procurement Policy and Procedure for Pre-award and Post-award Stages" with a view to make the policies and procedures more systematic, transparent and easy to administer with major thrust on expeditious and decentralized decision making coupled with accountability and responsibility. The Board has also constituted several Committees, viz. Audit Committee; Stakeholders' Relationship Committee; Nomination and Remuneration Committee; Risk Management Committee; Committee on Investment on Projects; Committee on Award of Contracts; Committee for Bonds; Committee for Award of Contracts relating to Rural Electrification (RE) and other Deposit Works; Committee on Transfer /Split/Rematerialization etc. of shares; Committee of Directors for New Businesses; CSR Committee; Committee for monetization of assets through InvIT, etc. to have better and more focused attention. Advisory Boards of eminent persons are in place for Environment and Social Policy and Procedures, R&D and for Telecom, to advise POWERGRID on critical issues consensus building in these areas.

Besides adhering to the provisions of SEBI (Listing Obligations and Disclosure Requirements) Regulations, 2015, as amended from time to time (hereinafter referred as SEBI LODR), POWERGRID is required to follow the Guidelines on Corporate Governance issued by Department of Public Enterprises, Government of India.

The compliance of the Company with the conditions of the Corporate Governance and the disclosure requirements for the Year 2019-20 are given below:

### 2. Board of Directors:

#### 2.1 Size of the Board

POWERGRID is a Government Company within the meaning of Section 2(45) of the Companies Act, 2013 (the Act) and the President of India presently holds 51.34% of the total paid-up share capital. Being a public limited company even though POWERGRID has to get appointed not less than two-thirds of the members of the Board by the company in general meeting, as per its Articles of Association, the power to appoint Directors vests with the President of India. Thus, skills / expertise / competencies of an incumbent are within the purview of Govt. of India. The qualification, experience, expertise etc. of all the Directors are given in this Annual Report.

In terms of Articles of Association of the Company, the strength of Board of Directors of the Company shall not be less than four Directors and not more than eighteen Directors. These Directors may be either whole-time Directors or part-time Directors.

## ANNUAL REPORT 2019-20

### 2.2 Composition of the Board

SEBI LODR, stipulate that the Board of Directors of the company shall have an optimum combination of executive and non-executive directors with at least one-woman director and not less than fifty percent of the Board of Directors comprising of non-executive directors.

Sub-section (4) of section 149 of Companies Act, 2013 stipulates that every listed company should have at least one-third of the total number of directors as independent directors.

As on 31<sup>st</sup> March, 2020, the Board comprised of ten directors out of which four were Whole Time Directors including the Chairman & Managing Director, two Government Nominee Directors and four Independent Directors. The Board composition also comprised of two Woman Directors.

All the Independent Directors meet with the requirements specified under Section 149 (6) of the Act and SEBI (LODR) for holding the position of 'Independent Director' and None of the Directors of the Company is related to each other and independent of the Management.

The number of independent directors during the financial year 2019-20 was insufficient as compared to the number of independent directors required under SEBI LODR. As the power to appoint the Directors on the Board as per Articles vests with the President of India acting through Administrative Ministry i.e. Ministry of Power, the Company from to time has been requesting Ministry of Power to appoint requisite number of independent directors on the Board.

### 2.3 Age Limit and Tenure of Directors

The age limit for the Chairman & Managing Director and other Whole Time Directors is 60 years.

The Chairman & Managing Director and other whole-time Directors are appointed for a period of five years from the date of taking over of charge or till the date of superannuation of the incumbent or till further orders from the Government of India, whichever event occurs earlier. On appointment by the Government of India, as POWERGRID is a listed Company, these Directors are co-opted as Additional Directors and the appointment is regularized at the following Annual General Meeting.

Government Nominee Directors representing the Ministry of Power, Government of India retire from the Board after completion of tenure of three years from the date of appointment unless their tenure is extended by Government of India. On appointment by the Government of India they are appointed as Government Nominee Director by the Board of Directors in terms of Section 161(3) of Companies Act, 2013.

Independent Directors are generally appointed by the Government of India for tenure of three years.

The details of Directors as on 31<sup>st</sup> March, 2020 were as follows:

Details of Directors		Name	Date of Joining on the Board
Category (Functional/ Official/ Non-official)	Designation		
<b>1. Whole Time Directors</b>	Chairman & Managing Director*	Shri K. Sreekant	05.08.2019
	Director (Operations) & additional charge of Director (Finance)**	Mrs. Seema Gupta	01.03.2018
	Director (Projects)	Shri Rajeev Kumar Chauhan	23.08.2018
	Director (Personnel) ***	Shri Vinod Kumar Singh	01.02.2020
<b>2. Govt. Nominees Part – time Directors</b>	Govt. Nominee Director ****	Shri Dilip Nigam	28.12.2019
	Govt. Nominee Director	Shri Tanmay Kumar	18.03.2020
<b>3. Non-official Part-time Directors*</b>	Non-official Part-time Director (Independent Director)	Shri Manoj Kumar Mittal	12.09.2017
	Non-official Part-time Director (Independent Director)	Shri Sunil Kumar Sharma	23.07.2018
	Non-official Part-time Director (Independent Director)	Smt. A. R. Mahalakshmi	26.07.2018
	Non-official Part-time Director (Independent Director)	Shri M.N. Venkatesan	11.07.2019

\* Shri K. Sreekant, CMD was holding the position of Director (Finance) from 01.09.2016 to 04.08.2019.

\*\*Mrs. Seema Gupta, Director (Operations) having additional charge of Director (Finance) w.e.f. 30.09.2019 to 05.11.2019, 06.02.2020 to 05.05.2020 & 14.05.2020 to 03.07.2020.

\*\*\* Shri Vinod Kumar Singh was appointed as Additional Director w.e.f. 01.02.2020 by the Board of Director in 374<sup>th</sup> Board Meeting held on 31.01.2020.

\*\*\*\*Ceased to be Government Nominee Director on 30.04.2020 upon attaining the age of superannuation from MNRE, Govt. of India.

#### **2.4 Board Meetings and Attendance:**

The meetings of the Board of Directors are normally held at the Registered Office of the Company. Meetings are generally scheduled well in advance and the Notice, detailed Board agenda, management reports and other explanatory Board notes are circulated to the Directors. The members of the Board have complete access to all information of the Company. Senior management is also invited to the Board meetings to provide additional input to the items being discussed by the Board. In case of urgency, resolutions are passed by circulation.

During the financial year ended 31<sup>st</sup> March, 2020, eleven Board meetings were held on 7<sup>th</sup> May 2019, 29<sup>th</sup> May 2019, 3<sup>rd</sup> July 2019, 2<sup>nd</sup> August, 2019, 27<sup>th</sup> August 2019, 1<sup>st</sup> October 2019, 7<sup>th</sup> November 2019, 19<sup>th</sup> December 2019, 31<sup>st</sup> January 2020, 6<sup>th</sup> March, 2020 and 28<sup>th</sup> March 2020. The maximum interval between any two meetings during this period was 42 days. Detail of number of Board meetings attended by Directors, attendance at last AGM, number of other directorship / committee membership [viz. Audit Committee and Stakeholders' Relationship Committee as per SEBI LODR] held by them during the Financial year 2019-20 are tabulated.

Name of the Directors	Meeting held during respective tenure of Directors	No. of Board Meetings attended	% of Attendance of Board Meeting	Attendance at the last AGM (held on 27.08.2019)	No. of Directorship held on 31.03.2020 in other Companies	No. of other Companies in which Membership or Chairmanship of Committee held on 31.03.2020*		Directorship held in other Listed Companies & Category as on 31.03.2020	
						Chairmanship	Membership	Name of Companies	Category of Directorship
<b>Whole Time Directors</b>									
Shri K. Sreekant, CMD (w.e.f. 05.08.2019)	11	11	100%	Yes	08	NIL	NIL	NIL	NIL
Mrs. Seema Gupta, Director (Operations) & Additional charge of Director (Finance)	11	10	90.91%	Yes	09	NIL	2	NIL	NIL
Shri Rajeev Kumar Chauhan, Director (Projects)	11	10	90.91%	No	10	NIL	NIL	PTC India Limited	Nominee Director
Shri Vinod Kumar Singh, Director (Personnel) (w.e.f. 01.02.2020)	02	02	100%	N/A	NIL	NIL	1	NIL	NIL
Shri Ravi P. Singh, Director (Personnel) (Up to 31.01.2020)	09	09	100%	Yes	N/A	N/A	N/A	N/A	N/A
<b>Non-executive Directors (Government Nominees)</b>									
Shri Dilip Nigam, Advisor, MNRE - Govt. Nominee Director (w.e.f. 28.12.2019 to 30.04.2020)	03	03	100%	N/A	NIL	NIL	NIL	NIL	NIL
Shri Tanmay Kumar, Jt. Secy. - Govt. Nominee Director (w.e.f. 18.03.2020)	01	01	100%	N/A	NIL	NIL	NIL	NIL	NIL
Shri S. K. G. Rahate, Addl. Secy. - Govt. Nominee Director (From 27.09.2019 to 31.01.2020)	05	03	60%	N/A	N/A	N/A	N/A	N/A	N/A
Shri Sanjay Malhotra, Addl. Secy. - Govt. Nominee Director (From 31.01.2020 to 16.03.2020)	02	02	100%	N/A	N/A	N/A	N/A	N/A	N/A
Shri Ghanshyam Prasad, Chief Engineer-Govt. Nominee Director, (up to 23.09.2019)	05	05	100%	Yes	N/A	N/A	N/A	N/A	N/A

Name of the Directors	Meeting held during respective tenure of Directors	No. of Board Meetings attended	% of Attendance of Board Meeting	Attendance at the last AGM (held on 27.08.2019)	No. of Directorship held on 31.03.2020 in other Companies	No. of other Companies in which Membership or Chairmanship of Committee held on 31.03.2020*		Directorship held in other Listed Companies & Category as on 31.03.2020	
						Chairmanship	Membership	Name of Companies	Category of Directorship
Shri Anurag Agarwal, AS & FA, - Govt. Nominee Director, (from 27.06.2019 to 12.07.2019)	01	01	100%	N/A	N/A	N/A	N/A	N/A	N/A
Shri Vivek Kumar Dewangan, JS & FA, Govt. Nominee Director, (up to 07.06.2019)	02	01	50%	N/A	N/A	N/A	N/A	N/A	N/A
<b>Independent Directors</b>									
Shri Manoj Kumar Mittal	11	11	100%	Yes	NIL	NIL	1	NIL	NIL
Shri Sunil Kumar Sharma	11	10	90.91%	Yes	04	NIL	3	Astra Micro Wave Products Limited	Independent Director
Smt. A. R. Mahalakshmi	11	11	100%	Yes	NIL	NIL	1	NIL	NIL
Shri M. N. Venkatesan (w.e.f. 11.07.2019)	08	08	100%	Yes	02	1	1	NIL	NIL
Shri Tse Ten Dorji (upto 15.02.2020)	09	09	100%	Yes	NIL	1	NIL	N/A	N/A
Shri Jagdish I. Patel, (Up to 26.09.2019)	05	05	100%	Yes	02	N/A	N/A	N/A	N/A

N/A indicates that concerned person was not a Director on POWERGRID's Board on that relevant date.

\*Includes committee position in POWERGRID



## ANNUAL REPORT 2019-20

### 2.5 Information to be placed before the Board of Directors, inter alia, includes:

The Board has complete access to all information with the Company. The information regularly supplied to the Board includes:

1. Annual operating plans and budgets and updates, if any.
2. Annual Accounts, Directors' Report, etc.
3. Quarterly financial results of the company.
4. Minutes of meetings of Audit Committee and other committees of the Board including minutes of Subsidiary Companies.
5. Major Investments, formation of Subsidiaries and Joint Ventures, Strategic Alliances, etc.
6. Award of large Contracts.
7. All related party transactions.
8. Disclosure of Interest by Directors about directorship and committee positions occupied by them in other Companies.
9. Declaration of independency by Independent Directors.
10. Monthly Report on Commercial Status of the Company.
11. Quarterly Report on Business Activities of various Subsidiaries Companies.
12. Quarterly Report on Compliance of various laws.
13. Quarterly Report on Compliance with Corporate Governance; Reconciliation of Share Capital Audit and Investors' Complaints.
14. Report on the status of various ongoing projects/Scheme and Budget Utilization.
15. Report on the O&M Review.
16. Any significant development in Human Resources/ Industrial Relations front like signing of wage agreement, etc.
17. Non-compliance of any Regulatory, statutory or listing requirements and shareholders' service such as non-payment of dividend, delay in share transfer etc.
18. Short-Term investment of surplus funds.
19. Other materially important information.

#### Post meeting follow-up system:

The Governance process in the Company includes an effective post-meeting follow-up, review and reporting process for action taken on decisions of the Board and the Board Committee(s).

### 3. Committees of the Board of Directors:

The Board has, inter alia, constituted the following Committees:

- i) Audit Committee
- ii) Nomination and Remuneration Committee
- iii) Stakeholders' Relationship Committee
- iv) CSR Committee
- v) Risk Management Committee

#### 3.1 Audit Committee:

The Company has constituted Audit Committee in line with the provisions of Section 177 of the Companies Act, 2013 and Regulation 18 of SEBI LODR.

As on 31<sup>st</sup> March, 2020, the Audit Committee comprised the following Directors:

(i)	Shri M. N. Venkatesan (w.e.f. 01.10.2019)	Independent Director	Chairman
(ii)	Shri Manoj Kumar Mittal	Independent Director	Member
(iii)	Shri Sunil Kumar Sharma	Independent Director	Member

Company Secretary is the Secretary of the Committee.

### Meetings of Audit Committee

As per SEBI LODR, the Audit Committee is required to meet at least four times in a year and not more than one hundred twenty days elapse between two meetings. The quorum for the Audit Committee meetings is either two members or one third of the members of the Audit Committee whichever is greater, but there should be a minimum of two independent members present.

### Powers of Audit Committee

The powers of the Audit Committee include the following:

1. To investigate any activity within its terms of reference.
2. To seek information on and from any employee.
3. To obtain outside legal or other professional advice.
4. To secure attendance of outsiders with relevant expertise, if it considers necessary.
5. To protect whistle blowers.
6. To consider other matters as referred by the Board.

### Role of Audit Committee

The Role of Audit Committee includes the following:

1. Oversight of our Company's financial reporting process and the disclosure of its financial information to ensure that the financial statement is correct, sufficient and credible.
2. Recommending to the Board regarding fixation of audit fee to be paid to statutory auditors appointed by the Comptroller & Auditor General under the Companies Act and approval for payment with respect to any other services rendered by the statutory auditors.
3. Reviewing, with the management, the Standalone and Consolidated annual financial statements and Auditors' Report thereon before submission to the Board for approval, with particular reference to:
  - a. Matters required to be included in the Director's Responsibility Statement to be included in the Board's report in terms of Clause (c) of Sub-section 3 of Section 134 of the Companies Act, 2013.
  - b. Changes, if any, in accounting policies and practices and reasons for the same.
  - c. Major accounting entries involving estimates based on the exercise of judgement by management.
  - d. Significant adjustments made in the financial statements arising out of audit findings.
  - e. Compliance with listing and other legal requirements relating to financial statements.
  - f. Disclosure of any related party transactions.
  - g. Qualifications/modified opinions in the draft audit report.
4. Reviewing/examining, with the management, the quarterly Standalone financial statements and consolidated quarterly financial statements along with Limited Review Report by the Statutory Auditors of the Company of all the entities / companies whose Accounts are to be consolidated, before submission to the Board for approval.
5. Reviewing, with the management, the statement of uses / application of funds raised through an issue (public issue, rights issue, preferential issue, etc.), the statement of funds utilized for purposes other than those stated in the offer document / prospectus / notice and the report submitted by the monitoring agency monitoring the end use/ utilization of proceeds of a public or rights issue & related matters and making appropriate recommendations to the Board to take up steps, in this matter.
6. Reviewing, with the management, performance of statutory and internal auditors and the adequacy of the internal control systems.
7. Reviewing the adequacy of internal audit function, if any, including the structure of the internal audit department, staffing and seniority of the official heading the department, reporting structure, coverage and frequency of internal audit.
8. Discussing with internal auditors and / or auditors any significant findings and follow- up there on.
9. Reviewing the findings of any internal investigations by the internal auditors / auditors / agencies into matters where there is suspected fraud or irregularity or a failure of internal control systems of a material nature and reporting the matter to the Board.
10. Discussing with statutory auditors before the audit commences, about the nature and scope of audit as well as post-audit discussion to ascertain any area of concern.
11. To look into the reasons for substantial defaults in the payment to the depositors, debenture holders, shareholders (in case of non-payment of declared dividends) and creditors.

## ANNUAL REPORT 2019-20

12. To review / oversee the functioning of vigil mechanism / Whistle Blower mechanism of the Company.
13. To review the follow up action on the audit observations in the Comptroller & Auditor General audit.
14. To review the follow up action taken on the recommendations of Committee on Public Undertakings (COPU) of the Parliament.
15. Provide an open avenue of communication between the independent auditor, internal auditor and the Board.
16. Approval or any subsequent modification of transactions of the company with related parties.
17. Review all related party transactions in the Company. (For this purpose, the Audit Committee is empowered to designate a member who shall be responsible for reviewing related party transactions)  
  
The term "related party transactions" will have the same meaning as provided in Regulation 2(1) (zc) of the SEBI LODR.
18. Reviewing with the independent auditor the co-ordination of audit efforts to ensure completeness of coverage, reduction of redundant efforts, and the effective use of all audit resources.
19. Considering and review the following with the independent auditor and the management:
  - a. The adequacy of internal controls including computerized information system controls and security; and
  - b. related findings and recommendations of the independent auditor and internal auditor, together with the management responses.
20. Considering and reviewing the following with the management, internal auditor and the independent auditor:
  - a. Significant findings during the year, including the status of previous audit recommendations; and
  - b. Any difficulties encountered during audit work including any restrictions on the scope of activities or access to required information.
21. Reviewing and monitoring the Auditor's independence and performance, and effectiveness of audit process.
22. Scrutiny of inter-corporate loans and investments.
23. Valuation of undertakings or assets of the Company, whenever it is necessary.
24. Evaluation of Internal Financial Controls and Risk Management Systems.
25. Reviewing the compliance with the provisions of SEBI (Prohibition of Insider Trading) (Amendment) Regulations, 2018 at least once in a financial year and verifying that the systems for internal control are adequate and are operating effectively.
26. Reviewing the utilization of loans and / or advances from / investment by the Company in the Subsidiary exceeding Rs.100 crore or 10% of the asset size of the subsidiary, whichever is lower including existing loans / advances / investments existing as on the date.
27. Carrying out any other function as is mentioned in the terms of reference of the Audit Committee under the Companies Act, 2013, SEBI LODR and DPE Guidelines on Corporate Governance for CPSEs, as amended from time to time.

### Review of information by Audit Committee

The Audit Committee shall mandatorily review the following information:

1. Management discussion and analysis and financial condition and results of operations.
2. Statement of significant related party transactions submitted by management.
3. Management letters / letters of internal control weaknesses issued by the statutory auditors.
4. Internal audit reports relating to internal control weaknesses.
5. The appointment, removal and terms of remuneration of the chief internal auditor.
6. Certification/declaration of financial statements by the Chief Executive Officer/Chief Financial Officer.
7. Statement of deviations:
  - (a) quarterly statement of deviation(s) including report of monitoring agency, if applicable, submitted to stock exchange(s) in terms of Regulation 32(1).
  - (b) annual statement of funds utilized for purposes other than those stated in the offer document/prospectus/notice in terms of Regulation 32(7)."

### Attendance:

During the financial year ended 31<sup>st</sup> March 2020, twelve meetings of the Audit committee were held on 2<sup>nd</sup> May 2019, 29<sup>th</sup> May 2019, 3<sup>rd</sup> July 2019, 2<sup>nd</sup> August 2019, 27<sup>th</sup> August 2019, 1<sup>st</sup> October 2019, 7<sup>th</sup> November 2019, 19<sup>th</sup> December 2019, 22<sup>nd</sup> January 2020, 31<sup>st</sup> January 2020, 28<sup>th</sup> March, 2020 and 31<sup>st</sup> March, 2020 respectively.

### Attendance at Audit Committee Meetings during the Financial Year 2019-20:

Name of the Audit Committee Member	Meetings held during respective tenure of Members	No. of Meetings attended	% of Attendance of Audit Committee Meeting
Shri M. N. Venkatesan (w.e.f. 01.10.2019)	06	06	100%
Shri Manoj Kumar Mittal	12	12	100%
Shri Sunil Kumar Sharma	12	10	83.33%
Shri Tse Ten Dorji	06	06	100%
Shri Jagdish I. Patel	05	05	100%
Shri Vivek Kumar Dewangan	02	0	00%

In each of the meetings of the Audit Committee at least two independent directors were present.

### 3.2 Nomination and Remuneration Committee

Your Company has constituted Nomination and Remuneration Committee in line with the provisions of Section 178 of the Companies Act, 2013 and Regulation 19 of SEBI LODR.

As on 31<sup>st</sup> March 2020, the Nomination and Remuneration Committee comprised the following Directors:

Shri Sunil Kumar Sharma (w.e.f. 01.10.2019)	Non-official Part-time Director	Chairman
Smt. A. R. Mahalakshmi (w.e.f. 01.10.2019)	Non-official Part-time Director	Member
Shri Tanmay Kumar (w.e.f. 18.03.2020)	Govt. Nominee Director	Member

The Nomination and Remuneration Committee decides the annual bonus/variable pay pool and policy for its distribution across the employees within the prescribed limits.

Two meetings of the Nomination and Remuneration committee was held during the Financial Year 2019-20 i.e. on 1<sup>st</sup> October 2019 and 19<sup>th</sup> December 2019. In each of these meetings at least one independent director was present.

### Attendance at Nomination and Remuneration Committee Meetings during the Financial Year 2019-20:

Name of the Nomination and Remuneration Committee Member	Meetings held during respective tenure of Members	No. of Meetings attended	% of Attendance of Nomination and Remuneration Committee Meeting
Shri Sunil Kumar Sharma (w.e.f. 01.10.2019)	1	1	100%
Smt. A. R. Mahalakshmi (w.e.f. 01.10.2019)	2	2	100%
Shri S. K. G. Rahate (w.e.f. 01.10.2019)	1	1	100%
Shri Tse Ten Dorji	1	1	100%
Shri Manoj Kumar Mittal	1	1	100%
Shri K. Sreekant	1	1	100%

### Performance Evaluation of Directors:

The requirement of performance evaluation of directors under Section 178(2) of the Companies Act, 2013 has been done away with for Government Companies vide Ministry of Corporate Affairs' (MCA) Notification dt. 5<sup>th</sup> June, 2015. Further, MCA vide its notification dated 05<sup>th</sup> July, 2017 has made an amendment in the Schedule IV of the Act, whereby it has exempted Government Companies from complying with the requirement of performance evaluation by the Independent Director of non-independent directors and chairman and performance evaluation of the independent directors by the Board, if the concerned departments or ministries have specified these requirements. In this regard, the Department of Public Enterprises (DPE) has also laid down a mechanism for performance appraisal of all Functional Directors. DPE has also initiated evaluation of Independent Directors. The Company enters into Memorandum of Understanding (MoU) with Ministry of Power (MoP) every year wherein Company is evaluated on various financial and non-financial parameters. The performance of the Company & Board of Directors is evaluated by the DPE in terms of MoU entered into with MoP.

**Separate Meeting of Independent Directors:**

As per the Guidelines issued by DPE on Role & Responsibilities of Non-Official Directors (Independent Directors) of CPSEs, Code of Conduct for Independent Directors prescribed under the Companies Act, 2013 and Regulation 25 of SEBI LODR, a separate meeting of the Independent Directors is required to be held at least once in a year to, inter-alia:

- (i) review the performance of the non-independent directors and the Board as a whole;
- (ii) review the performance of the Chairperson of the Company, taking into account the views of executive directors and non-executive directors; and
- (iii) assess the quality, quantity and timeliness of flow of information between the management of the Company and the Board of Directors that is necessary for the Board to effectively and reasonably perform their duties.

Three meetings of Independent Directors were held on 7<sup>th</sup> May, 2019, 27<sup>th</sup> June, 2019 and 9<sup>th</sup> February, 2020 and attended by all the five Independent Directors. In the meeting of Independent Directors held on 9<sup>th</sup> February, 2020, Independent Directors assessed the performance of the Board as a whole, the performance of Non-Independent Directors including Chairman & Managing Director and also the quality, quantity and timeliness of flow of information between the Company management and the Board which is necessary for the Board to effectively and reasonably perform their duties.

**3.3 Stakeholders’ Relationship Committee.**

The Company has constituted Stakeholders’ Relationship Committee in line with the provisions of Section 178 (5) of the Companies Act, 2013 and Regulation 20 of SEBI LODR.

**Scope of the Committee**

The scope of the Committee is to specifically consider and resolve the grievances of shareholders, debenture-holders, and other security holders of the company including the complaints related to transfer of shares, non-receipt of balance sheet, non-receipt of declared dividends, etc. of the Company.

**Composition of Stakeholders’ Relationship Committee during the F.Y. 2019-20**

As on 31<sup>st</sup> March 2020, the Stakeholders’ Relationship Committee comprised the following Directors:

Smt. A. R. Mahalakshmi (w.e.f. 01.10.2019)	Non Official Part time Director	Member
Mrs. Seema Gupta	Director Operations & additional charge of Director (Finance)	Member
Shri Vinod Kumar Singh (w.e.f. 01.02.2020)	Director (Personnel)	Member

The Company Secretary is the Secretary of the Committee.

One meeting of the Stakeholders’ Relationship Committee was held during the financial year 2019-20 i.e. on 14<sup>th</sup> January 2020.

**Attendance at Stakeholders’ Relationship Committee meeting during the Financial Year 2019-20:**

Name	Shareholders’/Investors’ Grievance Committee Meeting held during the tenure		% of Attendance of Stakeholders’ Relationship Committee Meeting
	Held	Attended	
Shri Tse Ten Dorji (up to 15.02.2020)	1	1	100%
Smt. A. R. Mahalakshmi	1	1	100%
Shri Ravi P. Singh (up to 31.01.2020)	1	1	100%

**Name and Designation of Compliance Officer**

Shri Mrinal Shrivastava, Company Secretary is the Compliance Officer in terms of SEBI LODR.

**Investors’ Grievances**

During the financial year ending 31<sup>st</sup> March 2020, the Company has attended to investors’ grievances expeditiously. The details of the complaints received and disposed of during the year are as under:

Sr. No.	Description	Opening Balance	Received	Attended	Pending
1	Non receipt of refund orders	0	3	3	0
2	Non receipt of dividend warrants	0	1018	1018	0
3	Non receipt of share certificate	0	40	40	0
4	SEBI	0	3	3	0
5	Stock Exchange	0	8	8	0
6	Advocate Notices	0	0	0	0
7	Consumer Forum/Court cases	0	0	0	0
	<b>Total</b>	<b>0</b>	<b>1,072</b>	<b>1,072</b>	<b>0</b>

### Shares lying in Share Escrow Account

In pursuance of Schedule V (F) of SEBI LODR, details of shares lying in the shares escrow account are as under:

SHARES IN THE SHARE ESCROW ACCOUNT						
Event	IPO		FPO [2010]		FPO [2013]	
	No. of Shareholders	No. of Shares	No. of Shareholders	No. of Shares	No. of Shareholders	No. of Shares
As on 01.04.2019	4	970	0	0	0	0
Transfers during the year 2019-20	0	0	0	0	0	0
As on 31.03.2020	4	970	0	0	0	0

The voting rights on the shares in the Escrow Account will remain frozen till the rightful owner of such shares claims the shares. These shares are lying in Demat form in a Pool Account with the Registrars i.e. M/s KFin Technologies Private Limited and the benefits accrued on them are being properly accounted for.

### Centralized Web Based Complaint Redressal System- SCORES.

The centralized web based Complaint Redressal System of SEBI i.e. SCORES (SEBI Complaints Redress System) is in place since June 2011. Through SCORES, shareholders can register their complaints against the Company for redressal. When the complaint is registered, a unique complaint registration number is allotted for future reference and tracking. Status of every complaint lodged can also be viewed online and the Shareholder can send reminder for their complaint. Your Company takes action for redressal of the complaints and uploads Action Taken Report on line. SEBI disposes off the complaints if it is satisfied that the complaints have been redressed adequately. A Shareholder, who is not accessing SCORES can lodge his/her complaint in physical form also.

### 3.4 CSR Committee

POWERGRID has constituted a CSR Committee in line with the requirements of the Companies Act, 2013 and Department of Public Enterprises' Guidelines on Corporate Social Responsibility and Sustainability for Central Public Sector Enterprises'. As on 31<sup>st</sup> March 2020, the CSR Committee comprised following directors:

Shri K. Sreekant	CMD	Chairman
Shri Vinod Kumar Singh	Director (Personnel)	Member
Shri Manoj Kumar Mittal	Non-official Part-time Director	Member
Smt. A. R. Mahalakshmi	Non-official Part-time Director	Member

Eight meetings of the CSR Committee were held during the financial year 2019-20.

### 3.5 Risk Management Committee

POWERGRID has constituted Risk Management Committee in line with the requirement of SEBI LODR. As on 31<sup>st</sup> March 2020, the Committee comprises of following Directors as members:

Shri Rajeev Kumar Chauhan	Director (Projects)	Chairman
Mrs. Seema Gupta	Director (Operations) & additional charge of Director (Finance)	Member
Shri M. N. Venkateshan	Non-official Part-time Director	Member

## ANNUAL REPORT 2019-20

Two meetings of Risk Management Committee were held during the Financial Year 2019-20.

The 'Enterprise Risk Management Framework' (ERM framework) has been implemented in POWERGRID. The details of the same are given in Management Discussion and Analysis.

Apart from the constitution of mandatory committees, the Board has constituted various committees viz. (i) Committee on Investment on Projects (ii) Committee on Award of Contracts (iii) Committee for Transfer/Split/Rematerialization etc. of Shares (iv) Committee for Bonds (v) Committee for Award of Contracts relating to RE and other Deposit Works (vi) Committee for monetization of assets through InvIT for facilitating the day to day business of the company.

#### 4 Remuneration of Directors

POWERGRID, being a Government Company, the appointment, tenure and remuneration of Directors is decided by the President of India. Remuneration paid to Chairman & Managing Director and Functional Directors during the Year 2019-20 was as per terms and conditions of their appointment. Independent Directors are paid only sitting fee per Board / Committee meeting attended (rate fixed by the Board within the ceiling fixed for payment of sitting fee without Government approval under the Rule 4 of the Companies (Appointment and Remuneration of Managerial Personnel) Rules, 2014 read with the Section 197 of the Companies Act, 2013) and in accordance with the Government Guidelines for attending the Board Meeting as well as Committee Meetings.

The remuneration paid to the Whole time Directors during the year 2019-20 is as under:

Sr. No.	Directors	Designation	Salary (in ₹)	Benefits (in ₹)	Performance Linked Incentive (in ₹)	Total (in ₹)
1.	Shri K. Sreekant (w.e.f. 05.08.2019)	CMD	44,13,746	13,06,357	31,22,400	88,42,503
2.	Shri Ravi P. Singh (up to 31.01.2020)	Director (Personnel)	51,88,617	14,15,446	21,91,218	87,95,281
3.	Mrs. Seema Gupta	Director (Operations)	45,81,882	14,58,843	32,53,884	92,94,609
4.	Shri Rajeev Kumar Chauhan	Director (Projects)	45,58,641	18,46,708	29,48,302	93,53,651
5.	Shri Vinod Kumar Singh (w.e.f. 01.02.2020)	Director (Personnel)	7,11,964	3,05,645	7,47,729	17,65,338

The Government Nominees Directors on the POWERGRID's Board do not draw any remuneration/sitting fee for attending Board/ Committee meetings from the Company. The Board of Directors in its 373<sup>rd</sup> meeting held on 31<sup>st</sup> January, 2020 has increased sitting fee paid to Independent Directors from ₹20,000 to ₹40,000 and ₹30,000 per meeting for attending Board and Committee Meetings respectively.

Details of Payment made towards sitting fee to Independent Directors during the financial year 2019-20 are given below:

Name of Non-official Part-time Directors	Sitting Fee		Total (₹)
	Board Meeting (₹)	Committee of Board of Directors Meeting (₹)	
Shri Manoj Kumar Mittal	2,80,000/-	4,60,000/-	7,40,000/-
Smt. A. R. Mahalakshmi	2,80,000/-	4,20,000/-	6,90,000/-
Shri Sunil Kumar Sharma	2,60,000/-	5,10,000/-	7,70,000/-
Shri M. N. Venkateshan	2,20,000/-	2,30,000/-	4,50,000/-
Shri Tse Ten Dorji	2,00,000/-	4,20,000/-	6,20,000/-
Shri Jagdish I. Patel	1,00,000/-	1,60,000/-	2,60,000/-

As on 31.03.2020, the Directors' Shareholding were as under:

Sr. No.	Name of Directors	No. of Equity Shares Held
1	Shri K. Sreekant	1,029
2	Mrs. Seema Gupta	8807
3	Shri Rajeev Kumar Chauhan	1
4	Shri Vinod Kumar Singh	19
5	Shri Dilip Nigam	NIL
6	Shri Tanmay Kumar	NIL

7	Shri Manoj Kumar Mittal	NIL
8	Smt. A. R. Mahalakshmi	NIL
9	Shri Sunil Kumar Sharma	NIL
10	Shri M. N. Venkateshan	NIL

#### 5. **Monitoring of Subsidiaries:**

The Company does not have any material unlisted Subsidiary Company in terms of SEBI LODR or the subsidiaries as defined under Guidelines on Corporate Governance for Central Public Sector Enterprises issued by Department of Public Enterprises, Govt. of India. However, minutes of the meeting of the Board of Directors of the subsidiaries are placed before the Company's Board periodically along with status of subsidiaries. Further, pursuant to Regulations 16 (c) and 43 of the SEBI LODR, POWERGRID has formulated a policy for determining 'material' subsidiaries and the policy has been disclosed on the company's website and a web link thereto is also given as under:

<https://www.powergridindia.com/code-conductpolicies>

#### 6. **General Body Meetings:**

Date, time and location where the last three Annual General Meetings were held are as under:

Year	Date	Time	Venue	Special Resolution
2016-17	19 September 2017	11.00 a.m.	Manekshaw Centre, Parade Road, Delhi Cantt., New Delhi	4
2017-18	18 September 2018	11.00 a.m.	Manekshaw Centre, Parade Road, Delhi Cantt., New Delhi	1
2018-19	27 <sup>th</sup> August, 2019	11.00 a.m.	Manekshaw Centre, Parade Road, Delhi Cantt., New Delhi	2

#### 7. **Credit rating**

POWERGRID has availed the following rating from the credit rating agencies during the FY 2019-20:

##### Rating by Domestic Rating Agency:

Sr. No.	Credit Rating Agency	Rating for Long term Debt Instrument / Bank Borrowing	Rating for Short term Bank Borrowing	Rating for Commercial Paper
1.	ICRA	(ICRA) AAA (Stable)	(ICRA) A1+	(ICRA) A1+
2.	CRISIL	CRISIL AAA / Stable	CRISIL A+	CRISIL A+
3.	CARE	CERE AAA; Stable	CARE A+	CARE A1+

##### Rating by Foreign Rating Agency:

Sr. No.	Credit Rating Agency	Rating Assigned
1.	Moody's Investor Service	Baa2 Outlook: Negative*
2.	S&P	BBB (-) Outlook: Stable
3.	Fitch	BBB (-) Outlook: Stable

\*In November 2019, Moody's Outlook changed from Stable to Negative.

#### 8. **Disclosures:**

- (I) The transactions with related parties contain (i) payment to Companies under Joint Venture Agreement and on account of contracts for works/services, (ii) remuneration to key management personnel and (iii) equity contribution to subsidiaries, which are not in the nature of potential conflicts of interest of the Company at large. Details of related party transactions are included in the Notes to the Accounts as per Indian Accounting Standards – IndAS-24 notified by the Central Government.
- (II) POWERGRID does not have any material non listed Indian Subsidiary Company.
- (III) POWERGRID has established Enterprise Risk Management Framework and Internal Control Framework for CEO/CFO Certification. Chief General Manager (Corporate Planning) has been appointed as Chief Risk Officer of the Company.
- (IV) There are no material individual transactions with related parties which are not in the normal course of business.



- (V) There are no material individual transactions with related parties or others, which are not on an arm's length basis. Further, pursuant to Regulation 23 SEBI LODR, POWERGRID has formulated a policy on materiality of related party transactions and disclose the same on the website of POWERGRID and a web link is provided as under:

<https://www.powergridindia.com/code-conductpolicies>

- (VI) The Company has complied with the requirements of the SEBI LODR, and Guidelines on Corporate Governance for Central Public Sector Enterprises issued by Ministry of Heavy Industries and Public Enterprises, Department of Public Enterprises, Government of India except that the Company is non-compliant w.r.t. composition of Board of Directors due to non-nomination of the requisite number of Independent Directors by the Government of India.

The Stock exchanges (BSE & NSE) have levied monetary fine(s) for non-compliance with the requirements pertaining to the composition of the Board as per Regulation 17(1) of SEBI LODR for the Quarters ended June 30<sup>th</sup>, 2019, September 30<sup>th</sup>, 2019 and December 31<sup>st</sup>, 2019. NSE has levied monetary fine(s) for the Quarters ended March 31<sup>st</sup>, 2020. POWERGRID requested NSE & BSE for waiver of fine that, POWERGRID, being a Govt. Company within the meaning of Section 2(45) of the Companies Act, 2013 and the power to appoint functional / Official Part-time Directors / non-Official Part-time Directors (Independent Directors) vests with the Government of India. NSE, vide communication dated March 18<sup>th</sup>, 2020, had informed that the request of POWERGRID was considered favorably and it has decided for waiver of fine for non-compliance of Regulation 17 by the listed entity for the quarters ended June 30<sup>th</sup>, 2019 and September 30<sup>th</sup>, 2019.

- (VII) The Company has separate Vigilance Department which deals with fraud or suspected fraud involving employees / representatives of suppliers, contractors, consultants, service provider, or any other party doing business with POWERGRID. Whistle Blower and Fraud Prevention Policy have been approved by the Board of Directors and the same has been uploaded on the website of POWERGRID. The web link of the Whistle Blower and Fraud Prevention Policy is as under:

<https://www.powergridindia.com/code-conductpolicies>

- (VIII) The Financial Statements for the financial year 2019-20 have been prepared as per the Indian Accounting Standards notified under Section 133 of the Companies Act, 2013.
- (IX) Information on adoption (and compliance) / Non-adoption of the non-mandatory requirements is at Annexure - A.
- (X) The compliance with Corporate Governance requirements specified in Regulation 17 to 27 and Clauses (b) to (i) of sub-regulation (2) of regulation 46 of SEBI LODR have been made.
- (XI) Certificate pursuant to Regulation 34 (3) and Schedule V Para C clause (10) (i) of SEBI LODR, 2015 has been obtained from Company Secretary in Practice that none of the directors on the Board of the Company have been debarred or disqualified from being appointed or continuing as directors of the companies by the Securities and Exchange Board of India / Ministry of Corporate Affairs or any such statutory authority.
- (XII) The Detail of fees paid to the Statutory Auditors by POWERGRID during FY 2019-20 Standalone is shown in "Note 40-Other Expenses" under sub-head "Payments to Statutory Auditors".

### **CEO/CFO Certification**

As required by Regulation 17 (8) of the SEBI (Listing Obligations and Disclosure Requirements) Regulations, 2015, the Compliance Certificate as specified in Part B of Schedule II of the said Regulation duly signed by Shri K. Sreekant, CMD and Shri K. S. R. Murty, CFO, was placed before the Board of Directors at the meeting held on 20<sup>th</sup> June, 2020.

## **9. Means of Communication**

The Company communicates with its shareholders through its Annual Report, General Meeting, Newspapers and disclosure through website.

The Company also communicates with its Institutional shareholders through Analysts and Investors meets held during the end of each quarter where Directors and Senior Officials of the Company interact with the investing community.

Information and latest updates and announcements made by the Company can be accessed at Company's website: [www.powergridindia.com](http://www.powergridindia.com) including the following:

- Quarterly /Half-Yearly /Annual Financial Results
- Quarterly Shareholding Pattern
- Quarterly Corporate Governance Report
- Corporate disclosures made from time to time to Stock Exchanges

## Quarterly Results

<b>Publication of Financial Results in Newspapers</b>			
<b>Sl. No.</b>	<b>Publication of Financial Results for the quarter ended</b>	<b>Date(s) of publication</b>	<b>Newspapers, Magazine &amp; Website</b>
1.	30.06.2019	03.08.2019, 04.08.2019 & 05.08.2019	<b>Newspapers-</b> Times of India, Economic Times, Hindustan Times, Pioneer, Business Standard, Central Chronicle, Financial Express, Jansatta. <b>Magazine-</b> Wealth Insight, Dalal Street Investment Journal, Indian Economy & Market. <b>Website-</b> Moneycontrol.com
2.	30.09.2019	08.11.2019, 09.11.2019 & 11.11.2019	<b>Newspapers-</b> Times of India, Economic Times, Hindustan Times, Mint, New Indian Express, Telegraph, Indian Express, Financial Express, Jansatta, MidDay, Hindustan. <b>Magazine-</b> Wealth Insight, Nivesh Manthan, Outlook Business. <b>Website-</b> Moneycontrol.com, PSU Connect.
3.	31.12.2019	01.02.2020, 02.02.2020 & 03.02.2020	<b>Newspapers-</b> Times of India, Economic Times, Hindustan Times, Mint, Pioneer, New Indian Express, Amar Ujala, Statesman, Business Line, Financial Express, Jansatta. <b>Magazine-</b> Wealth Insight, Nivesh Manthan, Dalal Street Investment Journal, Outlook Business, Business India, Economy India. <b>Website-</b> Moneycontrol.com, PSU Connect, PSU Watch website, Synergyonline
4.	31.03.2020	SEBI vide Notification dated 12 <sup>th</sup> May, 2020 had exempted publication of Financial Results in the newspapers due to COVID-19 pandemic.	

These Results are also displayed at Company's website [www.powergridindia.com](http://www.powergridindia.com)

### Official Releases and Presentations

The Company's official news releases, other press coverage, presentations made to institutional investors or to the analysts are also hosted on the website.

### 10. Code of Conduct

The Board of Directors have laid down two separate Codes of Conduct – one for Board Members and another for Senior Management Personnel in alignment with Company's Mission & Objectives and aims at enhancing ethical and transparent process in managing the affairs of the Company. The 'Code of Business Conduct and Ethics for Board Members' and the 'Code of Business and Ethics for Senior Management Personnel' are available at the website of the Company.

#### **Declaration required under Regulation 26 (3) of the SEBI (Listing Obligations and Disclosure Requirements) Regulations, 2015**

All the members of the Board and Senior Management Personnel have affirmed compliance with the Code of Business Conduct and Ethics for the financial year ended 31<sup>st</sup> March, 2020.

Place: New Delhi

Date: 28<sup>th</sup> August, 2020

Sd/-

(K. Sreekant)

Chairman & Managing Director

### 11. Code of Insider Trading

In pursuance of the Securities and Exchange Board of India (Prohibition of Insider Trading) Regulations, 2015 and as amended from time to time, POWERGRID Board has laid down "Code of Practices & Procedures for Fair Disclosure of Unpublished Price Sensitive Information and Conduct for Regulating, Monitoring & Reporting of Trading by Insiders of Power Grid Corporation of India Limited with an aim that 'Designated Persons' shall not derive any benefit or assist others to derive any benefit from the access to and possession of Unpublished Price Sensitive Information about the Company which is not in the public domain and thus constitutes insider information. Company Secretary has been designated as Compliance Officer for this Code.

### 12. Familiarization program for Independent Directors

The Company familiarizes the independent directors with the activities and functioning of the company and their roles, rights, responsibilities in the company, nature of the industry in which the company operates, business model of the company, etc., through various programmes and presentations. The details of such familiarization programmes are disclosed on the company's website and a web link thereto is also given as under:

<https://www.powergridindia.com/familiarisation-programme-independent-directors>

## ANNUAL REPORT 2019-20

### 13. Disclosures in relation to the sexual Harassment of Women at Workplace (Prevention, Prohibition and Redressal) Act, 2013.

Sr. No.	Particulars	No. of Complaints
1.	Number of Complaints filed during FY 2019-20	0
2.	Number of Complaints disposed of during FY 2019-20	0
3.	Number of Complaints pending as on end of the FY 2019-20	0

### 14. A chart or matrix setting out the skills / expertise / competencies identified of the board and name of directors having such skills/ expertise / competencies as required in the context of its business (es) and sector(s) for an efficient functioning.

POWERGRID, being a Govt. Company within the meaning of Section 2(45) of the Companies Act, 2013 and the power to appoint functional / Official Part-time Directors / non-Official Part-time Directors (Independent Directors) vests with the Government of India. Thus, skills / expertise / competencies of an incumbent are within the purview of Govt. of India.

### 15. Independent Director resigned before expire of tenure and reason thereof:

During FY 2019-20, Shri Jagdish Ishwarbhai Patel has resigned from the post of independent director on 26.09.2019, stating that he is planning to apply for nomination for the upcoming Bye-Election for the Legislative Assembly of Gujarat State. Further, Shri Jagdish Ishwarbhai Patel has confirmed that there is no other material reason other than as mentioned.

### 16. General Shareholders' Information

#### i) Annual General Meeting

Date : 22<sup>nd</sup> September, 2020

Time: 11:00 AM

Venue: In view of the prevailing situation of Covid-19 pandemic, the Ministry of Corporate Affairs ("MCA") has vide its circular dated 5<sup>th</sup> May, 2020 read with circulars dated 8<sup>th</sup> April, 2020 and 13<sup>th</sup> April, 2020 (collectively referred to as "MCA Circulars") permitted holding of the Annual General Meeting ("AGM") through VC / OAVM, without the physical presence of the Members at a common venue. In compliance with the provisions of the Companies Act, 2013 ("Act"), SEBI (Listing Obligations and Disclosure Requirements) Regulations, 2015 ("SEBI Listing Regulations") and MCA Circulars, the AGM of the Company is being held through VC / OAVM.

#### ii) Financial Year

The Company's Financial Year is from 1<sup>st</sup> April to 31<sup>st</sup> March.

#### iii) Book Closure

The Register of Members and Share Transfer Books of the Company will remain closed from 4<sup>th</sup> September, 2020 to 22<sup>nd</sup> September, 2020 (both days inclusive)

#### iv) Payment of dividend

The Board of Directors of the Company has recommended declaration of a final Dividend of ₹ 4.04 per share 40.40% for the financial year ended 31<sup>st</sup> March, 2020. In addition, an Interim Dividend of ₹ 5.96 per share (59.6%) was paid on 21<sup>st</sup> March, 2020. [Dividend paid in the previous year was ₹8.33 per share (83.30%)].

The date for the payment of Dividend is 9<sup>th</sup> October, 2020.

#### v) Dividend History

Year	Total Paid-up Capital as on 31 <sup>st</sup> March of the Year (₹ in Crore)	Total Amount of Dividend Paid for the Financial Year (₹ in Crore)	Date of AGM in which dividend was declared	Date of Payment of Final Dividend
2010-11	4,629.73	810.23	19.09.2011	07.10.2011
2011-12	4,629.73	976.87	19.09.2012	08.10.2012
2012-13	4,629.73	1,273.17	19.09.2013	10.10.2013
2013-14	5,231.59	1,349.75	18.09.2014	09.10.2014
2014-15	5,231.59	1,046.32	15.09.2015	06.10.2015
2015-16	5,231.59	1,208.50	16.09.2016	06.10.2016
2016-17	5,231.59	2,275.75	19.09.2017	04.10.2017
2017-18	5,231.59	2,746.58	18.09.2018	26.09.2018
2018-19	5,231.59	4,357.91	27.08.2019	04.09.2019
2019-20	5,231.59	^3,118.03	^^06.03.2020	^^^21.03.2020

^Amount of Interim Dividend

^^Date of Board Meeting declaring Interim Dividend

^^^ Date of Payment of Interim Dividend

### vi) Listing on Stock Exchange

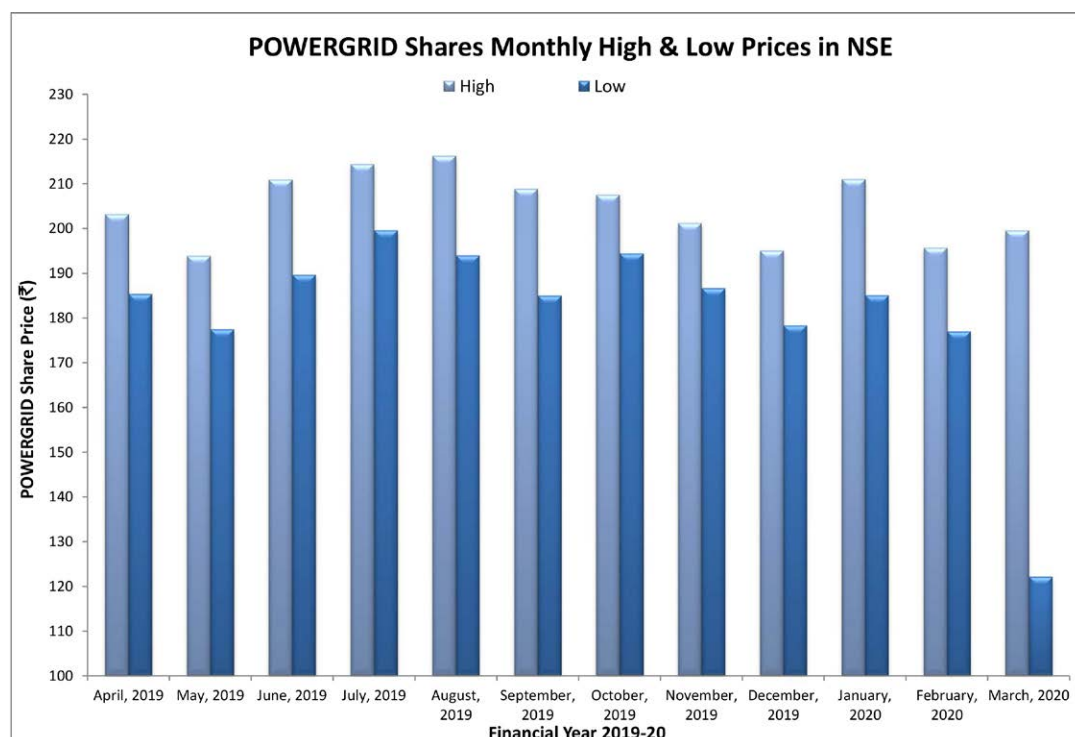
POWERGRID equity shares are listed on the following Stock Exchanges:

National Stock Exchange of India Limited. Exchange Plaza, Plot No. C/1, G Block, Bandra-Kurla Complex, Bandra (E), Mumbai - 400 051.	<b>BSE Limited</b> Phiroze Jeejeebhoy Towers, Dalal Street, Mumbai – 400 001
<b>Scrip Code : POWERGRID EQ</b>	<b>Scrip Code: 532898</b>
<b>Stock Code: ISIN – INE752E01010</b>	

The payment of annual listing fee for the Financial Year 2019-20 has been made to National Stock Exchange of India Limited and BSE Ltd.

### vii) POWERGRID's Shares Market Price Data - NSE

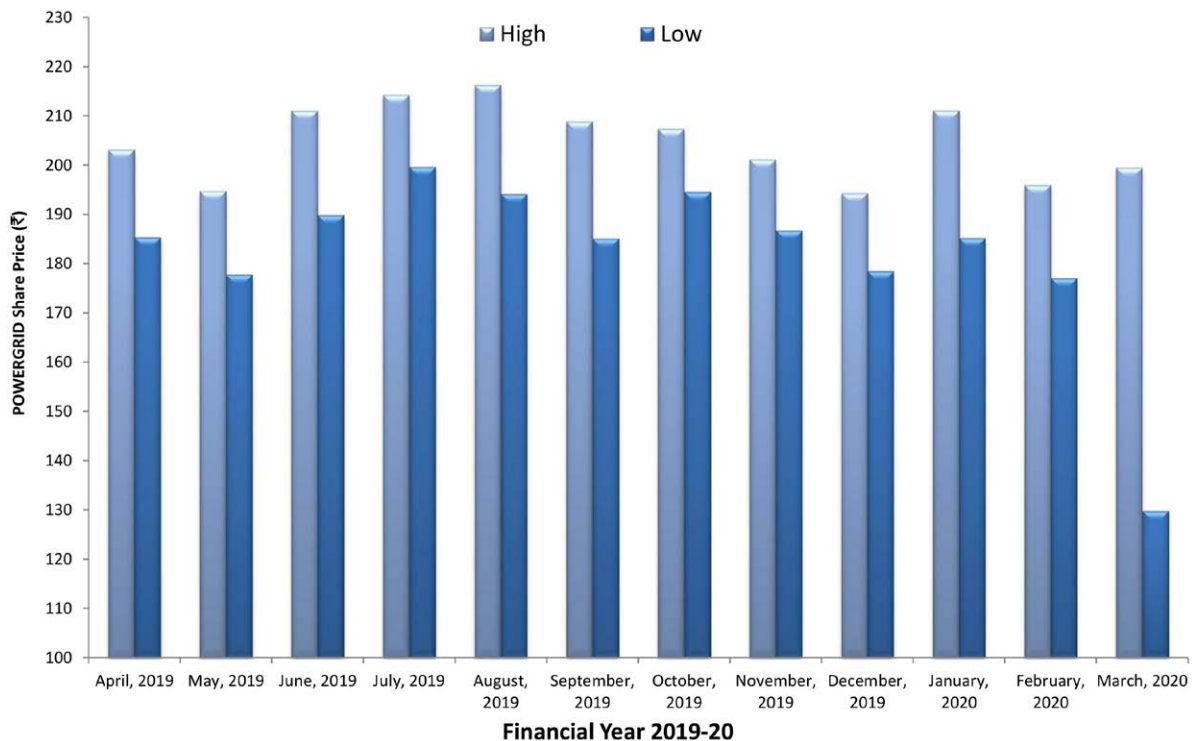
	High (₹)	Low (₹)	Sum of Turnover in Lakh (₹) during the Month
April, 2019	203.25	185.40	2,30,728.57
May, 2019	193.90	177.45	2,29,155.53
June, 2019	210.95	189.65	3,31,401.24
July, 2019	214.40	199.60	3,12,019.16
August, 2019	216.25	194.00	2,68,754.00
September, 2019	208.90	185.00	3,13,098.73
October, 2019	207.55	194.40	1,88,502.82
November, 2019	201.20	186.65	2,85,830.83
December, 2019	195.00	178.30	2,95,065.19
January, 2020	211.00	185.10	6,82,790.01
February, 2020	195.70	176.95	4,59,922.87
March, 2020	199.55	122.15	7,93,610.67



**viii) POWERGRID’s Shares Market Price Data - BSE**

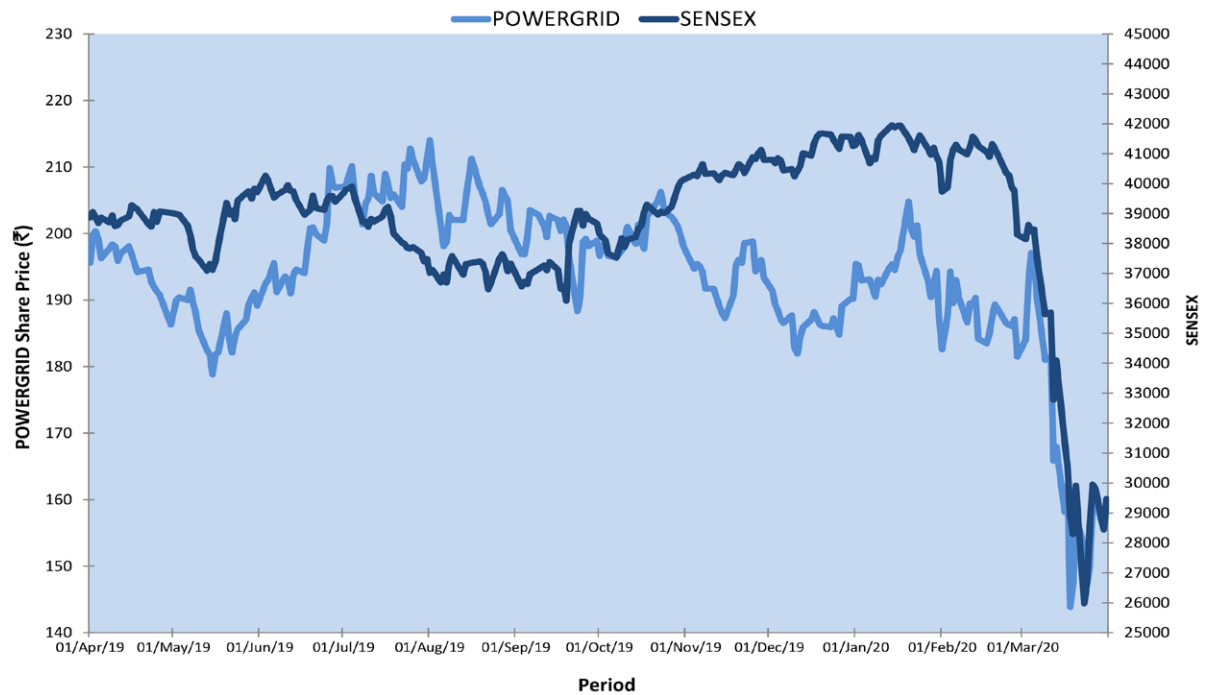
	<b>High (₹)</b>	<b>Low (₹)</b>	<b>Sum of Turnover in Lakh (₹) during the Month</b>
April, 2019	203.10	185.30	13,548.99
May, 2019	194.70	177.75	19,538.21
June, 2019	211.00	189.80	20,538.43
July, 2019	214.25	199.65	20,186.00
August, 2019	216.20	194.10	12,852.20
September, 2019	208.80	185.05	9,302.22
October, 2019	207.35	194.55	6,144.96
November, 2019	201.15	186.70	36,769.44
December, 2019	194.30	178.45	32,494.79
January, 2020	211.10	185.20	20,764.44
February, 2020	195.95	177.05	18,683.89
March, 2020	199.40	129.75	26,991.16

**POWERGRID Monthly High & Low Prices in BSE**

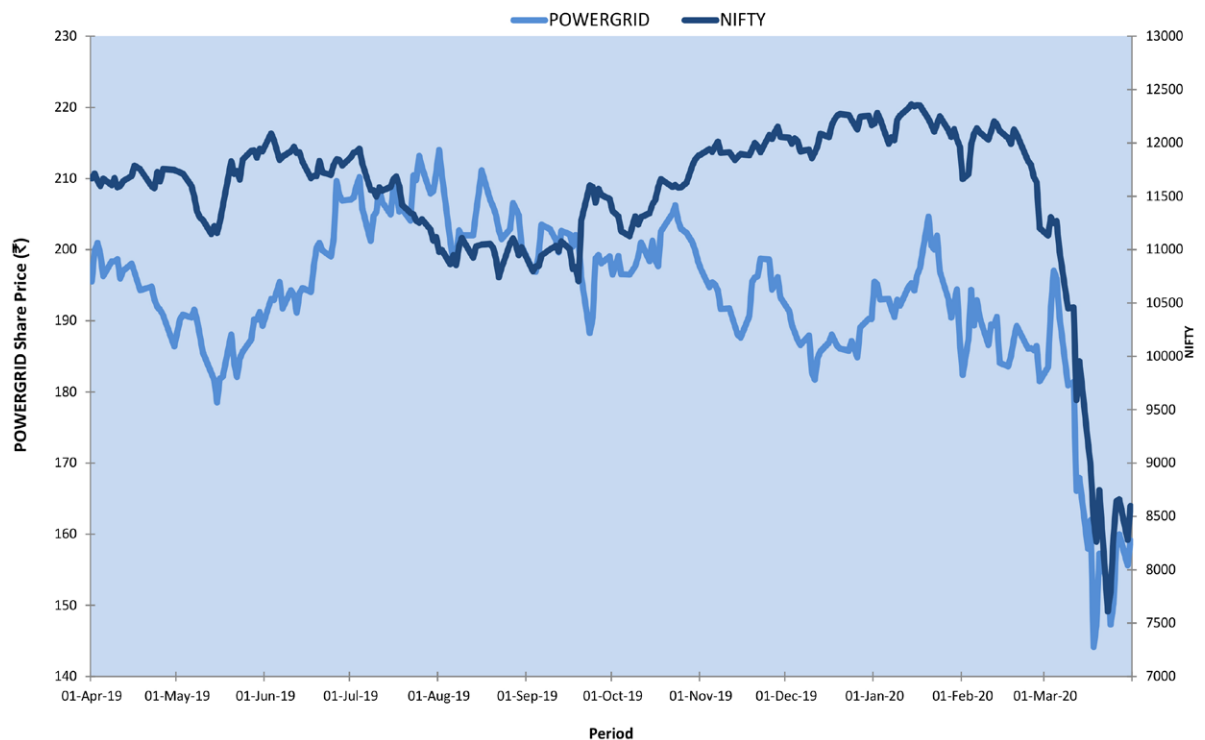


ix) Performance in comparison to indices NSE NIFTY, BSE Sensex and POWERGRID

**POWERGRID Share Price and SENSEX**



**POWERGRID Share Price and NIFTY**



**x) Registrar and Transfer Agents.**

EQUITY SHARES	BONDS
KFin Technologies Pvt. Ltd Selenium Tower B, Plot No. 31& 32, Gachibowli, Financial District, Nanakramguda, Hyderabad - 500 032. Tele: +91-40-67162222, Fax: +91-40-23420814, Toll free No.1800-345-4001. E-mail: einward.ris@karvy.com	MCS Limited, F-65, Okhla Industrial Area, Phase-I, N0065w Delhi- 110 020. Ph: 011-41406148/49/51 Telefax.: 011-41406148 E-mail : admin@mcsdel.com

**xi) Share Transfer System**

As per Regulation 40 of SEBI Listing Regulations, as amended, securities of listed companies can be transferred only in dematerialized form with effect from 1<sup>st</sup> April, 2019, except in case of request received for transmission or transposition of securities.

Pursuant to SEBI LODR, certificate on half-yearly basis confirming due compliance of shares transfer formalities by the Company from a Practicing Company Secretary have been submitted to Stock Exchanges within stipulated time.

**xii) Shareholding as on 31<sup>st</sup> March, 2020**

Shares held by different categories of shareholders and according to the size of the holdings as on 31<sup>st</sup> March, 2020 are given below:

**According to Size**

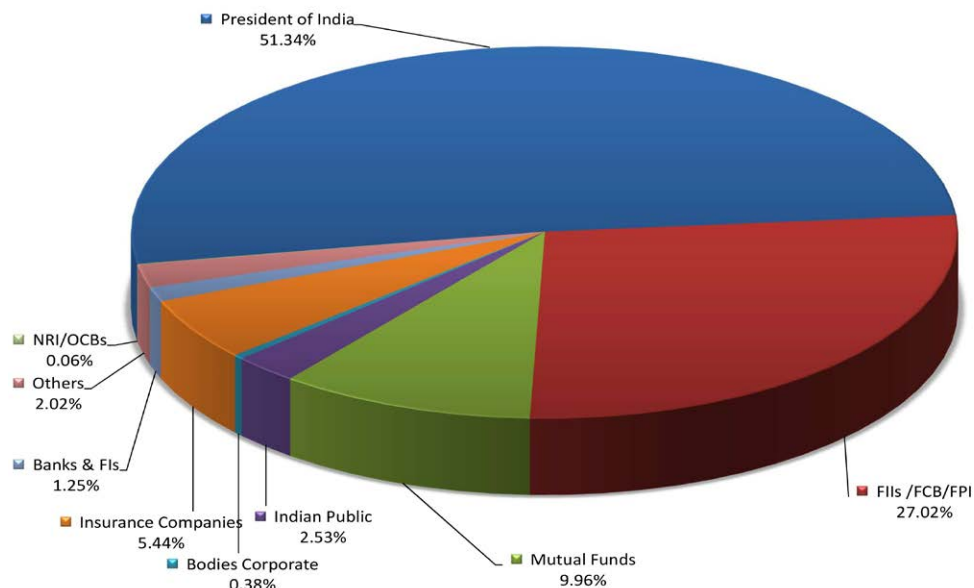
**a. Distribution of shareholding according to size, % of holding as on 31<sup>st</sup> March, 2020:**

Category	Total Cases	Total Cases %	Total Shares	Total Amount (₹)	Total Amount %
1 – 5000	502328	90.29	73311950	733119500	1.40
5001 – 10000	34319	6.17	23618704	236187040	0.45
10001 – 20000	14522	2.61	18941246	189412460	0.36
20001 – 30000	1929	0.35	4744602	47446020	0.09
30001 – 40000	724	0.13	2540304	25403040	0.05
40001 – 50000	488	0.09	2262415	22624150	0.04
50001 – 100000	731	0.13	5192894	51928940	0.10
100001 & Above	1280	0.23	5100977533	51009775330	97.50
TOTAL	556321	100.00	5231589648	52315896480	100.00

**b. Shareholding pattern as on 31<sup>st</sup> March, 2020**

Sl. No.	Category	Total Shares	% To Equity
1	President of India	2685872408	51.34
2	FIIIs /FCB/FPI/NRI	1413529709	27.02
3	Mutual Funds	521044109	9.96
4	Indian Public	132444075	2.53
5	Bodies Corporate	19892781	0.38
6	Insurance Companies	284574522	5.44
7	Banks & IFIs	65385802	1.25
8	Others	105939680	2.02
9	NRI/OCBs	2906562	0.06
Total		5,231,589,648	100.00

### Shareholding Pattern as on 31st March, 2020



#### c. Major Shareholders

Details of Shareholders holding more than 1% of the paid-up capital of the Company as on 31<sup>st</sup> March, 2020 are given below:

S. No.	Name of the shareholder	Shares	% equity	Category
1	President of India <sup>^</sup>	258,46,02,608	49.40	POI
2	Life Insurance Corporation Of India	27,44,30,207	5.25	INS
3	CPSE Exchange Traded Scheme (CPSE ETF)	115613185	2.21	MUT
4	President of India <sup>^^</sup>	10,12,69,800	1.94	POI
5	HDFC Trustee Company Ltd. A/C HDFC Balanced Advant Age Fund	8,93,50,000	1.71	MUT
6	Comgest Growth PLC - Comgest Growth Emerging Market	6,64,87,095	1.27	FPC

<sup>^</sup> represented through Ministry of Power

<sup>^^</sup> represented through Ministry of DoNER

#### xiii) Dematerialization of Shares

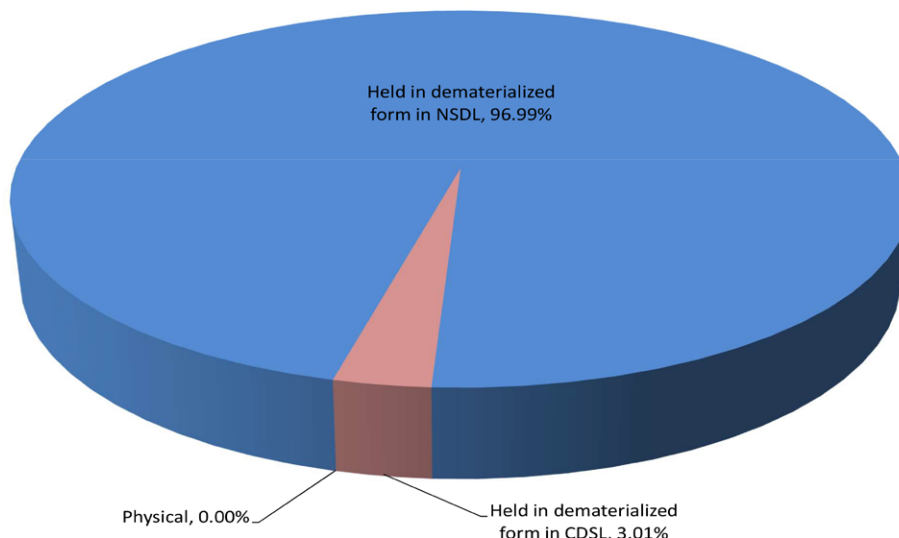
The shares of the Company are in compulsory dematerialized segment and are available for trading system of both National Securities Depository Limited (NSDL) and Central Depository Services (India) Limited (CDSL).

#### No. of shares held in dematerialized and physical mode:

S. No	Physical/Demat	Number of Holders	Number of Shares	% of total capital issued
1	Physical	13629	30302	0.00
2	Held in dematerialized form in NSDL	380341	5074019426	96.99
3	Held in dematerialized form in CDSL	187285	157539920	1.00
Total		5,81,255	5,23,15,89,648	100.00



**No. of shares held in dematerialized and physical mode**



The name and addresses of the Depositories are as under:

**1. National Securities Depository Limited**

Trade World, 4<sup>th</sup> Floor,  
Kamala Mills Compound, Senapathi Bapat Marg,  
Lower Parel, Mumbai – 400 013.

**2. Central Depository Services (India) Limited**

Phiroze Jeejeebhoy Towers,  
17<sup>th</sup> Floor, Dalal Street, Mumbai – 400 023.

**xiv) Outstanding GDRs/ADRs/Warrants or any Convertible instruments, conversion date and likely impact on equity**

No GDRs/ADRs/Warrants or any Convertible instruments have been issued by the Company.

**xv) Location of POWERGRID Plants**

POWERGRID has no plants as it is in the business of Transmission of Power.

**xvi) Address for correspondence:**

Power Grid Corporation of India Limited,  
B-9, Qutab Institutional Area,  
Katwaria Sarai, New Delhi – 110 016.

	<b>Telephone No.</b>	<b>Fax No.</b>
Registered Office	011-26560121, 26564812, 26564892	011-26601081
E-mail ID	investors@powergridindia.co.in	

**Dispatch of Documents in electronic form:**

Sections 101 and 136 of the Companies Act, 2013 read with the Companies (Management and Administration) Rules, 2014 and Regulation 36 of SEBI LODR and the Circular No. 20/2020 dated 5<sup>th</sup> May, 2020 of Ministry of Corporate Affairs read with SEBI circular dated 12<sup>th</sup> May, 2020 requirement of sending physical copies of Annual Report to the Shareholders of the Company had been dispensed for the financial year 2019-20 and also permitted to send Annual Report containing notice of AGM, Board's Report, Financial Statements and other documents etc. through emails only to its shareholders who have registered their e-mail address(es) with their DP/the company.

## Annexure-I


### Non-Mandatory Requirements

1. **The Board:** The Company is headed by an executive Chairman. No person has been appointed as independent director who has been a Director, in the aggregate, exceeding a period of nine years on the Board of POWERGRID.
2. **Shareholder Rights:** The financial results for the half year ended 30<sup>th</sup> September, 2019 were published in Times of India and Economics Times dated 8<sup>th</sup> November, 2019 and also put up on website. Separate half year report has, however, not been sent to each household of shareholders. Significant events have been disclosed on the Company website: [www.powergridindia.com](http://www.powergridindia.com).
3. **Modified opinion(s) in audit report:** The Statutory Auditors have issued unmodified opinion on the standalone and the consolidated financial statements of the Company for the year ended 31<sup>st</sup> March, 2019.
4. **Reporting of Internal Auditor:** The Internal auditor directly report to the Audit Committee.

### Certificate on Corporate Governance:

The Certificate on Corporate Governance is being published as an annexure to the Directors' Report.

For and on behalf of the Board of Directors



(K. Sreekant)  
Chairman & Managing Director  
DIN: 06615674

Date: 28<sup>th</sup> August, 2020

Place: New Delhi

**T.V. NARAYANASWAMY**  
**COMPANY SECRETARY**  
**(CP 203)**

**B2/121 Janakpuri**  
**New Delhi 110 058.**

**Phones:**

**25597065**

**25542489**

**Emails:**

**tvns@bol.net.in**

**tvns32@gmail.com**

23.07.2020

### **Certificate on Corporate Governance**

**To**

The Members,

Power Grid Corporation of India Limited

I have examined the compliance of conditions of corporate governance by Power Grid Corporation of India Limited, for the year ended on 31<sup>st</sup> March 2020 as stipulated in the Securities and Exchange Board of India (Listing Obligations and Disclosure Requirement) Regulations, 2015 (the Regulations) in respect of Equity Shares of the said Corporation with Stock Exchanges and in the DPE Guidelines.

The compliance of conditions of corporate governance is the responsibility of the management. My examination was limited to the procedures and implementation thereof, adopted by the Corporation for ensuring the compliance of the conditions of the Corporate Governance. It is neither an audit nor an expression of opinion on the financial statement of the Corporation.

In my opinion and to the best of my information and according to the explanation given to me, I certify that, the Corporation has generally complied with all the conditions of Corporate Governance as stipulated in the Regulations and DPE Guidelines, and wherever there are deviations, the same have been indicated in the Report

I further state that such compliance is neither an assurance as to the future viability of the Corporation nor the efficiency or effectiveness with which the management has conducted the affairs of the Corporation.

  
(T.V. NARAYNASWAMY)  
COMPANY SECRETARY

**F000121B000496133**

**FORM NO. AOC -2**

**(Pursuant to clause (h) of sub-section (3) of section 134 of the Act and Rule 8(2) of the Companies (Accounts) Rules, 2014.**  
Form for Disclosure of particulars of contracts/arrangements entered into by the company with related parties referred to in sub section (1) of section 188 of the Companies Act, 2013 including certain arms length transaction under third proviso thereto.

<b>1</b>	<b>Details of contracts or arrangements or transactions not at arm's length basis</b>	
	a) Name(s) of the related party and nature of relationship	-
	b) Nature of contracts / arrangements / transactions	-
	c) Duration of the contracts / arrangements / transactions	-
	d) Salient terms of the contracts or arrangements or transactions including the value, if any	-
	e) Justifications for entering into such contracts or arrangements or transactions	-
	f) Date(s) of approval by the Board	-
	g) Amount paid as advances, if any :	-
	h) Date on which the special resolution was passed in general meeting as required under first proviso to section 188	-
<b>2</b>	<b>Details of material contracts or arrangement or transactions at arm's length basis</b>	
<b>(A)</b>	<b>a) Name(s) of the related party and nature of relationship</b>	<ol style="list-style-type: none"> <li>1. POWERGRID NM Transmission Limited</li> <li>2. POWERGRID Vizag Transmission Limited</li> <li>3. POWERGRID Unchahar Transmission Limited</li> <li>4. POWERGRID Kala Amb Transmission Limited</li> <li>5. POWERGRID Jabalpur Transmission Limited</li> <li>6. POWERGRID Warora Transmission Limited</li> <li>7. POWERGRID Parli Transmission Limited</li> <li>8. POWERGRID Southern Interconnector Transmission System Limited</li> <li>9. POWERGRID Medinipur Jeerat Transmission Limited</li> <li>10. POWERGRID Mithilanchal Transmission Limited</li> <li>11. POWERGRID Varanasi Transmission System Limited</li> <li>12. POWERGRID Jawaharpur Firozabad Transmission Limited</li> <li>13. POWERGRID Khetri Transmission System Limited</li> <li>14. POWERGRID Ajmer Phagi Transmission Limited</li> <li>15. POWERGRID Bhind Guna Transmission Limited</li> <li>16. POWERGRID Bhuj Transmission Limited</li> <li>17. POWERGRID Fatehgarh Transmission Limited</li> <li>18. POWERGRID Meerut Simbhavali Transmission Limited</li> <li>19. POWERGRID Rampur Sambhal Transmission Limited</li> </ol> <p>The aforementioned Project SPVs are 100% wholly owned subsidiaries of POWERGRID acquired by POWERGRID under Tariff Based Competitive Bidding (TBCB).</p>

	<p><b>b) Nature of contracts / arrangements / transactions</b></p>	<p>Part (A) POWERGRID to provide security (ies) / guarantee(s) in connection with loan (s) an / or any form of debt including ECBs and / or to provide inter corporate loan (s) on cost to cost basis, or a combination thereof, upto an amount of Rs. 21368 Crores (Rupees Twenty-One Thousand Three Hundred Sixty Eight Crore only) to aforementioned Project SPVs.</p> <p>However, the agreements entered are presently limited to Rs. 20643 crores (Rupees Twenty Thousand Six Hundred Forty-Three Crore only) as per the following amounts:</p> <ol style="list-style-type: none"> <li>1. POWERGRID NM Transmission Limited Rs 1150 Cr</li> <li>2. POWERGRID Vizag Transmission Limited Rs 1200 Cr</li> <li>3. POWERGRID Unchahar Transmission Limited Rs 90 Cr</li> <li>4. POWERGRID Kala Amb Transmission Limited Rs 300 Cr</li> <li>5. POWERGRID Jabalpur Transmission Limited Rs 1400 Cr</li> <li>6. POWERGRID Warora Transmission Limited Rs 2020 Cr</li> <li>7. POWERGRID Parli Transmission Limited Rs 1780 Cr</li> <li>8. POWERGRID Southern Interconnector Transmission System Limited Rs 2924 Cr</li> <li>9. POWERGRID Medinipur Jeerat Transmission Limited Rs 2800 Cr</li> <li>10. POWERGRID Mithilanchal Transmission Limited Rs 1000 Cr</li> <li>11. POWERGRID Varanasi Transmission System Limited Rs 756 Cr</li> <li>12. POWERGRID Jawaharpur Firozabad Transmission Limited Rs 378 Cr</li> <li>13. POWERGRID Khetri Transmission System Limited – Rs. 854Cr</li> <li>14. POWERGRID Ajmer Phagi Transmission Limited - Rs. 506Cr</li> <li>15. POWERGRID Bhind Guna Transmission Limited - Rs. 485Cr</li> <li>16. POWERGRID Bhuj Transmission Limited - Rs. 885Cr</li> <li>17. POWERGRID Fatehgarh Transmission Limited - Rs. 570Cr</li> <li>18. POWERGRID Meerut Simbhavali Transmission Limited - Rs. 854Cr</li> <li>19. POWERGRID Rampur Sambhal Transmission Limited - Rs. 691Cr</li> </ol> <p>Part (B) POWERGRID to render all inputs and services as may be required by the aforementioned Projects SPVs.</p> <p>Part (C) POWERGRID to provide Post-CoD activities including O&amp;M consultancy as may be required by the Project SPVs</p>
	<p><b>a) Duration of the contracts / arrangements / transactions</b></p>	<p>Part (A) As mutually agreed Part (B) As mutually agreed Part (C) As mutually agreed</p>
	<p><b>b) Salient terms of the contracts or arrangements or transactions including the value, if any</b></p>	<p>Refer (b)</p>
	<p><b>c) Date(s) of approval by the Board, if any</b></p>	<p>29<sup>th</sup> May, 2014, 4<sup>th</sup> March 2015, 27<sup>th</sup> January 2016, 5<sup>th</sup> August 2016, 29<sup>th</sup> March 2017, 2<sup>nd</sup> November, 2017, 16<sup>th</sup> March, 2018, 7<sup>th</sup> March 2019, 2<sup>nd</sup> August 2019, 1<sup>st</sup> October 2019, 19<sup>th</sup> December 2019, and 28<sup>th</sup> March 2020.</p>
	<p><b>d) Amount paid as advances, if any:</b></p>	<p>NIL</p>
<p><b>(B)</b></p>	<p><b>a) Name(s) of the related party and nature of relationship</b></p>	<p><b>Bihar Grid Company Limited(BGCL), Joint Venture Company</b></p>
	<p><b>b) Nature of contracts / arrangements / transactions</b></p>	<p>Consultancy for post-award Techno Managerial services for Strengthening of Transmission System in Bihar-Phase-IV, (Part-II).</p>

	<b>c) Duration of the contracts / arrangements / transactions</b>	24 months (Extendable automatically in case of delay till completion of the scope as per Agreement).
	<b>d) Salient terms of the contracts or arrangements or transactions including the value, if any</b>	Providing post-award engineering, quality assurance & inspection related services for the packages awarded by BGCL under strengthening of Transmission System in Bihar-Phase-IV, (Part-II). Agreement signed on 24 <sup>th</sup> Apr'18. The estimated cost of the project is ₹1370.0 Cr. (excluding IEDC & IDC) and service charges @ 2% of the actual executed cost of the project.
	<b>e) Date(s) of approval by the Board, if any</b>	16 <sup>th</sup> Mar'18 (351 <sup>st</sup> Board meeting of POWERGRID)
	<b>f) Amount paid as advances, if any:</b>	No amount was paid to BGCL as advance for this contract.
<b>(C)</b>	<b>a) Name(s) of the related party and nature of relationship</b>	<b>Bihar Grid Company Limited(BGCL), Joint Venture Company</b>
	<b>b) Nature of contracts / arrangements / transactions</b>	Consultancy for Post-award Techno Managerial services (Post-award Engineering & QA&I only) for Strengthening of Transmission System in Bihar-Phase-IV (Part-1).
	<b>c) Duration of transactions the contracts / arrangements/ transactions</b>	24 months (Extendable automatically in case of delay till completion of the scope as per Agreement).
	<b>d) Salient terms of the contracts or arrangements or transactions including the value, if any</b>	Providing post-award engineering, quality assurance & inspection related services for the packages awarded by BGCL under strengthening of Transmission System in Bihar-Phase-IV, (Part-1). Agreement signed on 1 <sup>st</sup> Jan'15. The estimated cost of the project is ₹1700.0 Cr. and service charges @ 2% of the actual executed cost of the project.
	<b>e) Date(s) of approval by the Board, if any</b>	24 <sup>th</sup> Dec'14 ( 308 <sup>th</sup> Board meeting of POWERGRID )
	<b>f) Amount paid as advances, if any:</b>	No amount was paid to BGCL as advance for this contract.
<b>(D)</b>	<b>a) Name(s) of the related party and nature of relationship</b>	<b>Bihar Grid Company Limited (BGCL), Joint Venture Company</b>
	<b>b) Nature of contracts / arrangements / transactions</b>	Consultancy for pre-award Techno Managerial services for Strengthening of Transmission System in Bihar-Phase-IV, (Part-II).
	<b>c) Duration of the contract/arrangements/ transactions</b>	Mutually agreed
	<b>d) Salient terms of the contracts or arrangements or transactions including the value, if any</b>	Providing pre-award engineering services to BGCL under strengthening of Transmission System in Bihar-Phase-IV, (Part-II). Agreement signed on 30 <sup>th</sup> May'19. The consultancy service charges are ₹93 Lakhs.
	<b>e) Date(s) of approval by the Board, if any</b>	7 <sup>th</sup> May'19 (365 <sup>th</sup> Board meeting of POWERGRID)
	<b>f) Amount paid as advances, if any:</b>	No amount was paid to BGCL as advance for this contract.
<b>(E)</b>	<b>a) Name(s) of the related party and nature of relationship</b>	<b>Teestavalley Power Transmission Company Limited(TPTL), Joint Venture Company</b>
	<b>b) Nature of contracts / arrangements / transactions</b>	Consultancy for execution of 2 nos. 400 kV AIS bays and 2x63 MVAR Reactors at Kishenganj POWERGRID S/S (Subsequently, scope revised to GIS from AIS)
	<b>c) Duration of the contract/arrangements/ transactions</b>	26 months (Extendable automatically in case of delay till completion of the scope as per Agreement)
	<b>d) Salient terms of the contracts or arrangements or transactions including the value, if any</b>	Providing all services i.e procurement, engineering, implementation including testing and commissioning for 2 nos. 400 kV GIS bays and 2x63 MVAR reactors at Kishenganj. Agreement signed on 1 <sup>st</sup> Sep'09 having estimated project cost of ₹26.78 Cr. and consultancy fee @15% of the actual executed cost of the project.
	<b>e) Date(s) of approval by the Board, if any</b>	Not applicable
	<b>f) Amount paid as advances, if any:</b>	No amount was paid to TPTL as advance for this contract.
<b>F)</b>	<b>a) Name(s) of the related party and nature of relationship</b>	<b>Teestavalley Power Transmission Company Limited(TPTL), Joint Venture Company</b>
	<b>b) Nature of contracts / arrangements / transactions</b>	Consultancy for Engineering services for execution of 400 kV D/C Teesta III-Kishenganj line (about 211 km) associated with Teesta- III HEP(1200 MW) in Sikkim.

**ANNUAL REPORT 2019-20**

	<b>c) Duration of the contract/arrangements/ transactions</b>	Mutually agreed
	<b>d) Salient terms of the contracts or arrangements or transactions including the value, if any</b>	Providing all services for finalization and appointment of agency/ contractor by TPTL, pre-award and post-award engineering, quality assurance & inspection related services (except issue of NIT, placement of award, payment towards project cost to contractors, supervision of erection, testing & commissioning) for execution of 400 kV D/C Teesta III-Kishanganj line (about 211 km) associated with Teesta- III HEP (1200 MW) in Sikkim. Work order date 21 <sup>st</sup> Apr'09 and lumpsum consultancy fee is ₹16.0 Cr.
	<b>e) Date(s) of approval by the Board, if any</b>	Not applicable
	<b>f) Amount paid as advances, if any:</b>	No amount was paid to TPTL as advance for this contract.
<b>(G)</b>	<b>a) Name(s) of the related party and nature of relationship</b>	<b>North East Transmission Company Limited (NETC), Joint Venture Company</b>
	<b>b) Nature of contracts / arrangements / transactions</b>	Consultancy for Operation & Maintenance of 400 KV D/C Pallatana-Silchar- Byrnihat line (about 461.8 km).
	<b>c) Duration of the contract/arrangements/ transactions</b>	2 years (extendable mutually)
	<b>d) Salient terms of the contracts or arrangements or transactions including the value, if any</b>	Providing all services for Operation & Maintenance of 400 KV D/C Pallatana-Silchar-Byrnihat line (about 461.8 km). Agreement signed on 26 <sup>th</sup> Aug'19. The consultancy fee is as per CERC tariff norms.
	<b>e) Date(s) of approval by the Board, if any</b>	2 <sup>nd</sup> Aug'19 (368th Board meeting of POWERGRID)
	<b>f) Amount paid as advances, if any:</b>	No amount was paid to NETC as advance for this contract.
<b>(H)</b>	<b>a) Name(s) of the related party and nature of relationship</b>	<b>National High Power Test Laboratory Pvt. Ltd. (NHPTL), Joint Venture Company</b>
	<b>b) Nature of contracts / arrangements / transactions</b>	Consultancy for establishment of On-line High Power Short Circuit Test Facility at Bina Substation
	<b>c) Duration of the contract/arrangements/ transactions</b>	Mutually agreed
	<b>d) Salient terms of the contracts or arrangements or transactions including the value, if any</b>	Providing all services i.e. procurement, engineering, implementation including testing and commissioning for establishment of On-line High Power Short Circuit Test Facility at Bina Substation. Agreement Signed on 25 <sup>th</sup> Nov'10 having estimated project cost of ₹247.06 Cr. and Consultancy fee @ 10% of the actual executed cost of the project.
	<b>e) Date(s) of approval by the Board, if any</b>	Not applicable
	<b>f) Amount paid as advances, if any:</b>	No amount was paid to NHPTL as advance for this contract.
<b>(I)</b>	<b>a) Name(s) of the related party and nature of relationship</b>	<b>Power Transmission Company Nepal Ltd, JV Company</b>
	<b>b) Nature of contracts / arrangements / transactions</b>	To provide Project Management Consultancy for execution of 400kV D/C Dhalkebar Bittamod (42.1 km) section (Nepal Portion) of 400kV D/C Muzaffarpur (India)- Dhalkebar (Nepal) Transmission Line.
	<b>c) Duration of the contracts / arrangements / transactions</b>	24 months from 13 <sup>th</sup> Aug'2012 (Extended automatically in case of delay till completion of the scope as per agreement)
	<b>d) Salient terms of the contracts or arrangements or transactions including the value, if any</b>	Providing project management consultancy i.e. preparation of Master N/w design & Engineering, Preparation of technical specifications including BOQ, NIT and cost estimate; preparation of technical & commercial bid documents, preparation of draft NIT, evaluation of bid draft LOA, post contract Engg. and project management activities and supervision of site work, opening of site offices and other work incidental to execution of work. Value: Consultancy fee shall be 10% of the final actual executed cost of the project plus applicable taxes/duties in India/ Nepal.
	<b>e) Date(s) of approval by the Board</b>	6 <sup>th</sup> Jan'2010
	<b>f) Amount paid as advances, if any :</b>	₹0.53 Cr. received on 25 <sup>th</sup> Jul'14. No amount paid as advances thereafter.


<b>(J)</b>	<b>a) Name(s) of the related party and nature of relationship</b>	<b>Cross-Border Power Transmission Company Ltd, JV Company</b>
	<b>b) Nature of contracts / arrangements / transactions</b>	To provide Project Management Consultancy for execution of 400kV D/C Muzaffarpur-Sursand (85.55 km) section (India Portion) of 400kV D/C Muzaffarpur (India)- Dhalkebar (Nepal) Transmission Line
	<b>c) Duration of the contracts / arrangements / transactions</b>	30 months from 10 <sup>th</sup> Aug'2012 (Extended automatically in case of delay till completion of the scope as per agreement)
	<b>d) Salient terms of the contracts or arrangements or transactions including the value, if any</b>	Providing project management consultancy i.e. preparation of Master N/w design & Engineering, Preparation of technical specifications including BOQ, NIT and cost estimate; preparation of technical & commercial bid documents, preparation of draft NIT, evaluation of bid draft LOA, award of the Contract, post contract Engg. and project management activities and supervision of site work, opening of site offices and other work incidental to execution of work Value: Consultancy fee shall be 12% of the final actual executed cost of the project plus applicable taxes/duties in India/ Nepal.
	<b>e) Date(s) of approval by the Board</b>	24 <sup>th</sup> Aug'2009
	<b>f) Amount paid as advances, if any :</b>	₹1.31 Cr. received on 19 <sup>th</sup> Apr'2013. No amount paid as advances thereafter.
<b>(K)</b>	<b>a) Name(s) of the related party and nature of relationship</b>	<b>Cross-Border Power Transmission Company Ltd, JV Company</b>
	<b>b) Nature of contracts / arrangements / transactions</b>	To provide Project Management Consultancy for execution of 02 nos. line bays at Muzaffarpur (POWERGRID) S/s of 400kV D/C Muzaffarpur (India)- Dhalkebar (Nepal) Transmission Line
	<b>c) Duration of the contracts / arrangements / transactions</b>	15 months from 06 <sup>th</sup> Feb'2019 (Extended automatically in case of delay till completion of the scope as per agreement)
	<b>d) Salient terms of the contracts or arrangements or transactions including the value, if any</b>	Providing project management consultancy i.e. preparation of Master N/w design & Engineering, Preparation of technical specifications including BOQ, NIT and cost estimate; preparation of technical & commercial bid documents, preparation of draft NIT, evaluation of bid draft LOA, award of the Contract, post contract Engg. and project management activities and supervision of site work and other work incidental to execution of work Value: Consultancy fee shall be 10% of the final actual executed cost of the project plus applicable taxes/duties in India.
	<b>e) Date(s) of approval by the Board</b>	31 <sup>st</sup> Jan'2019
	<b>f) Amount paid as advances, if any :</b>	₹8 lakh received on 06 <sup>th</sup> Feb'2019. No amount paid as advances thereafter.
<b>(L)</b>	<b>a) Name(s) of the related party and nature of relationship</b>	<b>Cross-Border Power Transmission Company Ltd, JV Company</b>
	<b>b) Nature of contracts / arrangements / transactions</b>	To provide O&M of Indian portion (Muzaffarpur to Sursand) of 400KV D/C Muzaffarpur (India) - Dhalkebar (Nepal) transmission line along with 2 nos of 220KV bays at Muzaffarpur substation
	<b>c) Duration of the contracts / arrangements / transactions</b>	03 years from 01 <sup>st</sup> Apr'2019 (old contract dated 23 <sup>rd</sup> Jun'16 expired on 31 <sup>st</sup> Mar'19 and renewed from 01 <sup>st</sup> Apr'19 on 22 <sup>nd</sup> May'19)



**ANNUAL REPORT 2019-20**

	<p><b>d) Salient terms of the contracts or arrangements or transactions including the value, if any</b></p>	<p>Routine and preventive maintenance of the above Transmission line i.e. works not requiring shut down such as a) Routine patrolling of the Transmission line at regular intervals and maintaining the records b) Inspection of the foundation and checking the completeness of the tower members. c) Loping &amp; Chopping and bush clearance not involving Tree cutting / chopping and right of way issues. d) Attending to minor repairs of chimney and removal of excess soil. e) Replacement of missing tower members / damaged tower members. f) Tightening of fasteners in the towers up to safe working level / height. g) Visual inspection of Jumpers and Insulators. h) Special patrolling of the line in case of any tripping or Auto reclose.</p> <p>Minor shutdown nature works such as: a) Replacement of missing Spacers / Spacer dampers, Conductor Vibration dampers, Arcing horns, broken insulators, tower members and tightening of the fasteners in the towers above the safe working height / level, earth wire VD. b) Rectification in respect of conductor and earth wire snapping not involving tower collapse, jumper cut. c) Attending to displacement of Conductor Vibration dampers. d) Repair to Conductor.</p>
	<p><b>e) Date(s) of approval by the Board</b></p>	<p>27<sup>th</sup> Aug'2019</p>
	<p><b>f) Amount paid as advances, if any :</b></p>	<p>₹ 50 lakh received on 16<sup>th</sup> Aug'2016 as revolving funds. No amount paid as advances thereafter.</p>

**For and on behalf of the Board of Directors**



**(K. Sreekant)**  
**Chairman & Managing Director**  
**DIN: 06615674**

**Date: 28<sup>th</sup> August, 2020**

**Place: New Delhi**

**ANNEXURE - X TO THE DIRECTORS' REPORT**
**Form No AOC 1**

(Pursuant to first proviso to sub-section (3) of section 129 read with rule 5 of Companies (Accounts) Rules, 2014)

**Statement containing salient features of the financial statement of subsidiaries or associate companies or joint ventures**
**Part "A": Subsidiaries**

Sl. No.	Name of Subsidiaries	Reporting period for the subsidiary concerned, if different from the holding company's reporting period	Reporting currency and Exchange rate as on the last date of the relevant Financial year in the case of foreign subsidiaries	Share capital	Reserves & surplus	Total assets	Total Liabilities	Investments	Turnover	Profit before taxation	Provision for taxation	Profit after taxation	Proposed Dividend	% of share holding
1	Powergrid Vemagiri Transmission Limited	N.A	N.A	0.05	(19.46)	-	19.41	Nil	-	(0.01)	-	(0.01)	Nil	100%
2	Powergrid NM Transmission Limited	N.A	N.A	278.40	(195.13)	1,196.27	1,113.00	Nil	122.90	(41.59)	(12.11)	(29.48)	Nil	100%
3	Powergrid Vizag Transmission Limited	N.A	N.A	209.73	163.22	1,189.15	816.20	Nil	312.93	166.31	14.56	151.75	97.52	100%
4	Powergrid Unchahar Transmission Limited	N.A	N.A	12.96	11.49	65.83	41.38	Nil	21.91	13.61	3.97	9.64	1.30	100%
5	Powergrid Kala Amb Transmission Limited	N.A	N.A	61.00	20.40	291.03	209.63	Nil	73.23	33.09	9.72	23.37	18.00	100%
6	Powergrid Jabalpur Transmission Limited	N.A	N.A	217.15	24.76	1,490.11	1,248.20	Nil	250.57	68.31	19.92	48.39	19.54	100%
7	Powergrid Warora Transmission Limited	N.A	N.A	393.30	85.65	2,098.91	1,619.96	Nil	360.26	107.70	31.61	76.09	77.87	100%
8	Powergrid Parli Transmission Limited	N.A	N.A	319.50	38.98	1,752.02	1,393.54	Nil	327.29	112.02	32.80	79.22	32.91	100%
9	Powergrid Southern Interconnector Transmission System Limited	N.A	N.A	709.00	7.10	3,671.53	2,955.43	Nil	186.08	12.15	3.47	8.68	Nil	100%
10	Powergrid Medinipur Jeerat Transmission Limited	N.A	N.A	289.33	-	2,640.90	2,351.57	Nil	-	-	-	-	Nil	100%
11	Powergrid Mithilanchal Transmission Limited	N.A	N.A	120.00	(0.01)	868.51	748.52	Nil	-	-	-	-	Nil	100%
12	Powergrid Varanasi Transmission System Limited	N.A	N.A	125.05	(0.01)	760.14	635.10	Nil	-	-	-	-	Nil	100%
13	Powergrid Jawaharpur Firozabad Transmission Limited	N.A	N.A	0.05	-	269.84	269.79	Nil	-	-	-	-	Nil	100%
14	Powergrid Khetri Transmission System Limited	N.A	N.A	0.05	(0.33)	259.42	259.70	Nil	-	(0.47)	(0.14)	(0.33)	Nil	100%
15	Powergrid Bhuj Transmission Limited	N.A	N.A	0.01	-	93.00	92.99	Nil	-	-	-	-	Nil	100%
16	Powergrid Bhind Guna Transmission Limited	N.A	N.A	0.05	(0.64)	56.30	56.89	Nil	-	(0.15)	(0.27)	0.12	Nil	100%
17	Powergrid Ajmer Phagi Transmission Limited	N.A	N.A	0.05	(0.32)	201.47	201.74	Nil	-	(0.46)	(0.14)	(0.32)	Nil	100%
18	Powergrid Fatehgarh Transmission Limited	N.A	N.A	0.01	-	176.51	176.50	Nil	-	-	-	-	Nil	100%
19	Powergrid Rampur Sambhal Transmission Limited	N.A	N.A	0.05	(0.88)	17.55	18.38	Nil	-	(1.24)	(0.36)	(0.88)	Nil	100%
20	Powergrid Meerut Simbhavali Transmission Limited	N.A	N.A	0.01	-	37.85	37.84	Nil	-	-	-	-	Nil	100%

**Names of subsidiaries which are yet to commence operations:**

1. Powergrid Vemagiri Transmission Limited (not a going concern)
2. Powergrid Medinipur Jeerat Transmission Limited
3. Powergrid Mithilanchal Transmission Limited
4. Powergrid Varanasi Transmission System Limited
5. Powergrid Jawaharpur Firozabad Transmission Limited
6. Powergrid Khetri Transmission System Limited
7. Powergrid Bhuj Transmission Limited
8. Powergrid Bhind Guna Transmission Limited
9. Powergrid Ajmer Phagi Transmission Limited
10. Powergrid Fatehgarh Transmission Limited
11. Powergrid Rampur Sambhal Transmission Limited
12. Powergrid Meerut Simbhavali Transmission Limited

**Names of subsidiaries which have been liquidated or sold during the year: NIL**

Part "B": Associates and Joint Venture  
Statement pursuant to Section 129(3) of Companies Act, 2013 related to Associate Companies & Joint Ventures

Sl. No.	Name of Associates/Joint Ventures	Powerlinks Limited	Torrent Power Grid Limited	Jaypee Powergrid Limited	Parbati Koldam Transmission Company Limited	Testavalley Power Transmission Limited	North East Transmission Company Limited	National High Power Test Laboratory Private Limited	Bihar Grid Company Limited	Kalinga Bidyut Prasaran Nigam Private Limited	Cross Border Power Transmission Company Limited	RINL Powergrid TLT Private Limited	Power Transmission Company Nepal Limited
1.	Latest audited Balance Sheet Date	31.03.2020	31.03.2020	31.03.2020	Unaudited	Unaudited	31.03.2020	Unaudited	Unaudited	Unaudited	Unaudited	Unaudited	Unaudited
2.	Shares of Associate / Joint Ventures held by the company on the year end Number	229320000	23400000	78000000	70937620	120120000	106964000	30400000	250795526	5000	12612473	4000000	1170000
	Amount of Investment in Associates / Joint Venture	229.32	23.40	78.00	70.94	120.12	106.96	30.40	250.80	-	12.62	4.00	6.50
	Extend of Holding %	49%	26%	26%	26%	30.92%	26%	20%	50%	50%	26%	50%	26%
3.	Description of how there is significant influence	Shareholding is more than 20%	Shareholding is more than 20%	Shareholding is more than 20%	Shareholding is more than 20%	Shareholding is more than 20%	Shareholding is more than 20%	Shareholding is more than 20%	Shareholding is more than 20%	Shareholding is more than 20%	Shareholding is more than 20%	Shareholding is more than 20%	Shareholding is more than 20%
4.	Reason why the associate/joint venture is not consolidated	N/A	N/A	N/A	N/A	N/A	N/A	N/A	N/A	N/A	N/A	N/A	N/A
5.	Net worth attributable to Shareholding as per latest audited Balance Sheet	465.45	33.86	112.46	105.39	128.67	121.10	21.96	303.59	-	28.57	-	11.13
6.	Profit / Loss for the year	59.34	4.79	14.88	22.06	13.43	15.36	(4.39)	21.94	-	5.55	(3.97)	1.99
	i. Considered in Consolidation	N/A	N/A	N/A	N/A	N/A	N/A	N/A	N/A	N/A	N/A	N/A	N/A
	ii. Not Considered in Consolidation												

RINL Powergrid TLT Pvt Limited (not a going concern)

Names of associates or joint ventures which are yet to commence operations:

Names of associates or joint ventures which have been liquidated or sold during the year: RINL Powergrid TLT Pvt Limited is in the process of voluntary winding up.

For and on behalf of the Board of Director

**Seema Gupta**  
Director (Finance)

**K.S.R. Murty**  
CFO

**Divya Tandon**  
Company Secretary

**K. Sreekant**  
Chairman & Managing Director

As per our report of even date

For **PSD & ASSOCIATES**  
Chartered Accountants  
FRN : 004501C

For **B M CHATRATH & CO LLP**  
Chartered Accountants  
FRN : 301011E/E300025

For **UMAMAHESWARA RAO & CO**  
Chartered Accountants  
FRN : 004453S

For **T R CHADHA & CO LLP**  
Chartered Accountants  
FRN : 006711N/N500028

**CA PRAKASH SHARMA**  
Partner  
M. No. 072332  
Place : Jaipur

**CA SANJAY SARKAR**  
Partner  
M. No. 064305  
Place : Kolkata

**CA KRISHNA SAI G.H.**  
Partner  
M. No. 233399  
Place : Hyderabad

**CA NEENA GOEL**  
Partner  
M. No. 057986  
Place : Gurugram  
Date : 20.06.2020  
Place : Gurugram

## Annual Report on Corporate Social Responsibility

CSR Policy of the Company was approved by the Board of Directors in its 307<sup>th</sup> meeting held on 11.11.2014 and was modified in its 323<sup>rd</sup> meeting held on 30.11.2015. Major changes were incorporated in the Name of the Policy, inclusion of Vision and Mission Statements, defining local area and communication strategy. The Policy is available on Company's website [http://www.powergridindia.com/sites/default/files/CSR\\_Policy\\_2015\\_0.pdf](http://www.powergridindia.com/sites/default/files/CSR_Policy_2015_0.pdf).

The main features of the Policy are:

The Policy is named as POWERGRID's Corporate Social Responsibility and Sustainability Policy.

### **Vision**

To be a Corporate that sets a long term strategy for Social & Economic Development of communities through initiatives in rural development, school education, healthcare, skill development and other areas of national importance and adhere to sustainable environmental practices.

### **Mission**

To align CSR and Sustainability Policy with the business policy so as to conduct business in a sustainable manner, adhering to the principles of Avoidance, Minimization and Mitigation in dealing with environmental & social issues and to undertake high impact community development projects of national & local importance in consultation with stakeholders.

### **Activities under CSR**

The activities proposed to be undertaken under CSR shall include all the activities mentioned in Schedule VII of Section 135 (3) (a) of the Company's Act, 2013.

The Corporation will give preference to the stakeholders who are directly impacted by its operation for CSR activities. Since such stakeholders are generally located in the periphery of the commercial operations of the Corporation, POWERGRID will accord priority for CSR activities in local areas and neighborhood areas of its operations.

The Geographical limits of a District where POWERGRID has its presence shall be considered as "local area" for CSR&S activities. In addition, POWERGRID shall also undertake CSR activities outside it. Ratio of CSR spends between local areas and outside would be approximately 75:25. However, projects/activities executed under directives of Government of India or of foremost concern of the national development agenda will be outside the purview of this ratio. The CSR&S Committee is authorized to approve any project, irrespective of the amount involved, which is beyond the above ratio.

Priority will be given for CSR activities to the stakeholders directly impacted by operations of the Corporation.

CSR Projects or Programmes or activities undertaken in India shall only amount to CSR expenditure.

Endeavour shall be made to promote sustainable development through initiatives by conducting business in a manner that is beneficial to both business and society.

### **Mode of Execution of CSR activities**

CSR activities shall preferably be implemented in a project mode. Implementation of various activities will normally be done through placement of award by the Corporation as per Works & Procurement Policy of the Corporation. Services of various departments of Central, State Governments, Panchayati Raj Institutions, etc. may also be availed for implementation of CSR activities on deposit work basis.

CSR activities/projects/programmes, may also be taken up in association with a registered trust or a registered society or a company established by the Corporation or its holding or subsidiary or associate company, submitted to fulfilling requirements, as mentioned in Companies Act.

### **Communication Strategy**

The electronic media shall be used for broader communication with the stakeholders. Display in website, emails, Annual CSR booklet, Annual Report, etc. will be key instruments to decipher the CSR initiatives of POWERGRID.

### **Funding of CSR activities**

The Corporation will be required to spend annually on CSR, two percent of the average net profit made during last three immediately preceding financial years.

## ANNUAL REPORT 2019-20

---

### 2. The composition of CSR&S Committee:

1. Shri K. Sreekant : CMD & Chairman of the Committee
2. Shri V.K. Singh : Director (Personnel)
3. Shri Manoj Mittal : Director (Independent)
4. Ms. A. R. Mahalaxmi : Director (Independent)

### 3. Average Net Profit of the Company for last three financial years:

Rs.10495.93 Crs.

### 4. Prescribed CSR expenditure (two per cent of the amount as in items 3 above.)

CSR @ 2% for FY 2019-20: Rs.209.92 Crs.

### 5. Details of CSR spent during financial year:

- a. Total amount to be spent for financial year:  
Rs.209.92 Crs.
  - b. Amount unspent, if any:  
NIL
  - c. Manner in which the amount spent during financial year:  
Amount spent during the year are attached at Annexure.
6. The company has spent more than two percent of the average net profit of the last three financial years or any part thereof.
  7. It is to state that the implementation and monitoring of CSR Policy, is in compliance with CSR objectives and Policy of the Company

**Sd/-**  
**(Chief Executive Officer or Managing  
Director or Director)**

**Sd/-**  
**(Chairman CSR Committee)**

**Sd/-**  
**(Person specified under Clause (d)  
of sub-Section (1) of Section 380 of the Act)**

## Annual CSR Report for 2019-20

Amount in Rs. lakhs

S. No.	CSR Projects OR Activities Identified	Sector in which the Project is covered	Projects or programs (1) Local Area or other (2) Specify the State and districts where projects or programs was undertaken			Amount Outlay (budget) or project or Programs wise	Amount spent on the Project OR Progas Sub-Heads: (1) Direct Expenditure on projects or programs (2) Overheads		Commulative Expenditure upto the report period	Amount spent: Direct or through implementing agency
			Local Area or other	District	State		Amount (1) Direct spent on the Projects OR Programs	Amount (2) Overheads		
1	Development & Upgradation of Dichenling Crematorium Complex Gangtok	Art & Culture	Local Area	East Sikkim	Sikkim	192.65	19.26	Direct Expenditure	19.26	DC, East Sikkim
2	Promotion of handicraft and culture in Taj Mahotsav "2020" being organized in UP Govt. at Agra.	Art & Culture	Local Area	Agra	Uttar Pradesh	4.00	2.36	Direct Expenditure	2.36	DM Agra
3	Providing Highly Skilled manpower to Govt. of Odisha for cyclone "FANI" restoration works Supply of Fitters and DG sets from May/2019 to July/2019,	Disaster Management	Local Area	Khurda	Odisha	1,148.22	969.35	Direct Expenditure	969.35	POWERGRID
4	Disaster relief materials in Kerala	Disaster Management	Other	Kerala	Kerala	200.00	12.42	Direct Expenditure	159.36	District Admn., Govt. of Kerala
5	Installation of 258 nos. submersible pumps with boring at Lucknow	Drinking water	Local Area	Lucknow	Uttar Pradesh	329.15	230.26	Direct Expenditure	263.15	UPSIDCO
6	Installation of 200 nos. hand pumps at Jhansi	Drinking water	Other	Jhansi	Uttar Pradesh	140.25	125.87	Direct Expenditure	139.87	UPSIC
7	Installation of 20 nos. water ATM in Nalanda	Drinking water	Local Area	Nalanda	Bihar	107.55	94.51	Direct Expenditure	105.22	District Admn, Nalanda
8	Installation of 195 nos. hand pumps at Shahjahanpur	Drinking water	Local Area	Shahjahanpur	Uttar Pradesh	87.58	78.38	Direct Expenditure	87.12	UPSIC
9	Installation of 150 no. hand pump Pilibhit	Drinking water	Other	Pilibhit	Uttar Pradesh	83.83	73.77	Direct Expenditure	82.05	UP Jai Niagam
10	Installation of 195 No. Hand Pumps at Machhilsahar District.	Drinking water	Other	Machhilsahar	Uttar Pradesh	87.58	59.78	Direct Expenditure	59.78	UP Jai Nigam
11	Drinking Water Supply to Vakapalli village : 60 KL OHSR-01 Nos., HDPE pipes, Borewell with 3 HP motor and Pump house, East Godavari, AP	Drinking water	Local Area	East Godavari	Andhra Pradesh	55.94	39.16	Direct Expenditure	50.35	RWS&S , State Govt. Dept., East Godavari
12	Installation of 230 no. hand pumps in Fatehpur constituency, Agra	Drinking water	Local Area	Agra	Uttar Pradesh	194.98	37.82	Direct Expenditure	113.44	UP Jai Nigam
13	Water supply in 7 wards of Taga Village	Drinking water	Local Area	Janjgir-Champa	Chhattisgarh	49.93	34.95	Direct Expenditure	34.95	POWERGRID
14	Installation of 100 nos. handpumps at Pratapgah	Drinking water	Local Area	Pratapgarh	Uttar Pradesh	47.10	23.26	Direct Expenditure	27.95	UP State Agro

S. No.	CSR Projects OR Activities Identified	Sector in which the Project is covered	Projects or programs (1) Local Area or other (2) Specify the State and districts where projects or programs was undertaken			Amount Outlay (budget) or project or Programs wise	Amount spent on the Project OR Progas Sub-Heads: (1) Direct Expenditure on projects or programs (2) Overheads		Commulative Expenditure upto the report period	Amount spent: Direct or through implementing agency
			Local Area or other	District	State		Amount (1) Direct spent on the Projects OR Programs	Amount (2) Overheads		
15	Installation of 200 nos. Solar Lights at Lakhimpur Kheri	Drinking water	Other	Lakhimpur	Uttar Pradesh	39.83	18.89	18.89	18.89	UPSIC
16	Implementation of water supply system in four villages of Orai/ Madhogarh tehsil of Jaulaun District (UP)	Drinking water	Local Area	Orai	Uttar Pradesh	184.60	18.42	184.20	184.20	UP Jai Nigam
17	Installation of 250 nos. India marks-II handpumps in the various villages Kushinagar district, UP.	Drinking water	Other	Kushinagar	Uttar Pradesh	90.18	18.15	85.22	85.22	RED
18	Construction of 100 Nos. handpumps at Forookabad District	Drinking water	Other	Farookhabad	Uttar Pradesh	46.27	17.04	41.16	41.16	UP Agro
19	Installation of 160 Nos. Hand Pumps at Deoria, Kushinagar	Drinking water	Other	Deoria	Uttar Pradesh	57.71	11.48	43.98	43.98	UP JAL NIGAM
20	Installation of 250 nos. hand pumps in Deoria	Drinking water	Other	Deoria	Uttar Pradesh	103.94	10.37	10.37	10.37	UP State Agro
21	Installation, supply of 100 Nos. Hand pumps at Azamgarh	Drinking water	Local Area	Azamgarh	Uttar Pradesh	47.71	9.18	42.23	42.23	UP State Agro
22	Pipeline from OHSR to S. C. Peta, K Nayakampalli (V) of Gandeppalli (M), East Godavari District.	Drinking water	Local Area	East Godavari	Andhra Pradesh	3.60	2.33	2.33	2.33	District Administration, East Godavari
23	Supply & Installation of 200 nos. hand pumps in various villages of Akbarpur, Kanpur, UP	Drinking water	Other	Akbarpur	Uttar Pradesh	117.76	1.45	95.05	95.05	UPRNSS
24	Supply and installations of 3250 solar LED street lights in Himachal Pradesh	Ensuring Environmental sustainability	Other	H.P	Himachal Pradesh	737.10	400.55	547.97	547.97	EESL
25	Organising painting competition of Bureau of Energy efficiency (BEE) for promoting energy Conservation.	Ensuring Environmental sustainability	Other	Various Districts	Various States	184.45	175.38	175.38	175.38	POWERGRID
26	Solar LED Lights - 310 Nos. in Mahbubnagar, Rangareddy, Vikarabad and Wanaparthy	Ensuring Environmental sustainability	Other	Various Districts	Telangana	75.42	67.89	67.89	67.89	TSREDCO
27	Supply and installation of 250 solar street lights in different villages of Sultanpur district, Uttar Pradesh	Ensuring Environmental sustainability	Other	Sultanpur	Uttar Pradesh	49.98	47.89	47.89	47.89	EESL

S. No.	CSR Projects OR Activities Identified	Sector in which the Project is covered	Projects or programs (1) Local Area or other (2) Specify the State and districts where projects or programs was undertaken			Amount Outlay (budget) project or Programs wise	Amount spent on the Project OR Progas Sub-Heads: (1) Direct Expenditure on projects or programs (2) Overheads		Commulative Expenditure upto the report period	Amount spent: Direct or through implementing agency
			Local Area or other	District	State		Amount (1) Direct Expenditure on projects or Programs (2) Overheads	Direct Expenditure		
28	Supply and installation of 250 solar street lights in different villages of Allahabad district, Uttar Pradesh	Ensuring Environmental sustainability	Local Area	Allahabad	Uttar Pradesh	49.98	47.89	47.89	47.89	EESL
29	Installation of 200 Solar Light at Machhlihar	Ensuring Environmental sustainability	Other	Jaunpur	Uttar Pradesh	43.88	39.29	39.29	39.29	UPSIC
30	Supply and installation of 200 solar street lights in different vilalges of Faizabad District.	Ensuring Environmental sustainability	Local Area	Faizabad	Uttar Pradesh	40.03	38.31	38.31	38.31	EESL
31	Supply, installation and commissioning of 100 hand pumps in Lakheempur Kheri Parliamentary Constituency, Uttar Pradesh	Ensuring Environmental sustainability	Other	Lakhimpur	Uttar Pradesh	47.81	38.31	38.31	38.31	EESL
32	Supply and installation of 250 solar street lights in Bhadoi district, Uttar Pradesh	Ensuring Environmental sustainability	Local Area	Kanpur Dehat	Uttar Pradesh	57.47	38.31	38.31	38.31	EESL
33	98 Solar lights for Laigudi Talluk, District-Trichy	Ensuring Environmental sustainability	Local Area	Trichy	Tamil Nadu	24.28	19.30	19.30	19.30	POWERGRID
34	Supply and installation of 100 solar street lights in different vilalges of Bahraich District, Uttar Pradesh	Ensuring Environmental sustainability	Other	Bahraich	Uttar Pradesh	20.11	19.16	19.16	19.16	EESL
35	Supply and installation of 100 solar street lights in different vilalges of Maharajganj District	Ensuring Environmental sustainability	Other	Maharajganj	Uttar Pradesh	20.11	19.16	19.16	19.16	EESL
36	100 Nos.. Solar LED lights in Ultrakhand	Ensuring Environmental sustainability	Local Area	Sitarganj	Uttarakhand	20.11	19.16	19.16	19.16	EESL
37	Desilting of 2 no. of ponds at Village Riwar, Mairhar dist. Satna	Ensuring Environmental sustainability	Local Area	Satna	Madhya Pradesh	85.43	19.05	19.05	84.52	POWERGRID
38	Green Belt CSR Works in Sector-43- Chain link fencing work	Ensuring Environmental sustainability	Local Area	Gurugram	Haryana	64.39	18.94	18.94	61.69	POWERGRID
39	Supply and installation of 250 solar street lights at Mohanlanganj, Lucknow	Ensuring Environmental sustainability	Other	Mohanlanganj	Uttar Pradesh	49.99	17.02	17.02	44.96	EESL



S. No.	CSR Projects OR Activities Identified	Sector in which the Project is covered	Projects or programs (1) Local Area or other (2) Specify the State and districts where projects or programs was undertaken			Amount Outlay (budget) project or Programs wise	Amount spent on the Project OR Progas Sub-Heads: (1) Direct Expenditure on projects or programs (2) Overheads		Commulative Expenditure upto the report period	Amount spent: Direct or through implementing agency
			Local Area or other	District	State		Amount (1) Direct Expenditure spent on the Projects OR Programs	Amount (2) Overheads		
40	Scientific Study of Cauvery River Basin in Kodagu	Ensuring Environmental sustainability	Other	Kodagu	Karnataka	26.60	15.75	26.60	IISC, Bengaluru	
41	Supply, Installation, Commissioning & 5 years Annual Maintenance Contract (AMC) of 50 nos. Solar Photovoltaic LED based street lighting system at Gurudwara Ber Sahib, Sultanpur Lodhi, Distt. Kapurthala, Punjab.	Ensuring Environmental sustainability	Other	Kapurthala	Punjab	11.30	10.73	10.73	POWERGRID	
42	Automated Weather stations at Mahatma Gandhi Kashi Vidyapith	Ensuring Environmental sustainability	Local Area	Ballia	Uttar Pradesh	14.00	7.12	7.12	MGKV	
43	Supply and installation of 250 solar LED Street Lights in Baghpat Parliamentary constituency.	Ensuring Environmental sustainability	Other	Baghpat	Uttar Pradesh	56.16	5.43	55.75	UPSIC	
44	Carrying out a study on Assessing the impacts of Power lines on Avian species in the arid plains of Western Gujarat by Wildlife Institute of India (WII).	Ensuring Environmental sustainability	Other	Western Gujarat	Gujarat	90.00	3.92	55.05	Wildlife Institute of India (WII)	
45	Drilling of Borewell for drinking water arrangement and drip irrigation for plantation at Bengaluru	Ensuring Environmental sustainability	Local Area	Bangaluru	Karnataka	4.97	3.71	4.97	POWERGRID	
46	Installation of 500 Nos. Solar Light, Lucknow	Ensuring Environmental sustainability	Local Area	Lucknow	Uttar Pradesh	113.16	3.39	107.31	REIL	
47	Participation in massive plantation during 1 <sup>st</sup> week of July, 2019 by Forest Deptt. Govt. of Odisha	Ensuring Environmental sustainability	Other	Khurda	Odisha	3.00	3.00	3.00	Forest Dept., Govt. of Odisha	
48	Supply & installation of 501 solar street lights at different locations of Noida, Uttar Pradesh.	Ensuring Environmental sustainability	Other	G.B Nagar	Uttar Pradesh	112.72	2.78	101.85	UPNEDA	
49	Providing of 250 integrated Solar Led Street Lights in G.B.Nagar, Uttar Pradesh	Ensuring Environmental sustainability	Other	G.B Nagar	Uttar Pradesh	56.16	2.54	52.86	UPSIC	
50	Contribution to "PM CARES Fund"	Healthcare	Other	Various Districts	Various States	13,000.00	13,000.00	13,000.00	Govt. of India	

S. No.	CSR Projects OR Activities Identified	Sector in which the Project is covered	Projects or programs (1) Local Area or other (2) Specify the State and districts where projects or programs was undertaken			Amount Outlay (budget) project or Programs wise	Amount spent on the Project OR Progas Sub-Heads: (1) Direct Expenditure on projects or programs (2) Overheads		Commulative Expenditure upto the report period	Amount spent: Direct or through implementing agency
			Local Area or other	District	State		Amount (1) Direct Expenditure spent on the Projects OR Programs (2) Overheads	Amount (1) Direct Expenditure on projects or programs (2) Overheads		
51	Financial Assistance for creating a Nuclear Medicine Theranostics facility for Patients undergoing Radioisotope Treatment at TMC/ACTREC, Mumbai for cancer at TATA, Mumbai	Healthcare	Local Area	Thane	Maharashtra	3,000.00	1,603.20	Direct Expenditure	2,653.20	TATA Memorial Center
52	Construction of Vishram Sadan at IGIMS, Patna	Healthcare	Local Area	Patna	Bihar	1,569.55	866.38	Direct Expenditure	1,569.55	HSCC Ltd.
53	Construction of Vishram Sadan at RIMS, Ranchi	Healthcare	Other	Ranchi	Jharkhand	1,500.00	375.45	Direct Expenditure	375.45	HSCC Ltd.
54	Expansion of the under construction POWERGRID Vishram Sadan at King George Medical University (KGMU) by additional 2 floors in Lucknow Ph-II.	Healthcare	Local Area	Lucknow	Uttar Pradesh	477.30	331.22	Direct Expenditure	346.77	UPRNN
55	Supply of 10 nos. Advance Life Life Support Ambulance	Healthcare	Local Area	Patna	Bihar	313.40	313.36	Direct Expenditure	313.36	POWERGRID
56	Construction of "Vishram Sadan" at National Institute of Mental Health and Neurosciences (NIMHANS), Bangalore	Healthcare	Local Area	Bengaluru	Karnataka	2,300.00	237.50	Direct Expenditure	237.50	HSCC
57	Providing Sanitary Napkin Vending Machines and Incinerator Machines in each Govt. Middle, High and Senior Secondary Schools of Firozpur	Healthcare	Other	Firozpur	Punjab	187.38	165.49	Direct Expenditure	165.49	DC, FEROPUR
58	Supply of 6 nos. Advanced Life Support Ambulances for District Hospital in Haryana	Healthcare	Other	Various Districts	Haryana	199.51	159.20	Direct Expenditure	159.20	Haryana CSR Advisory Board through MOU
59	Financial Support for "CHC - Manpur" District Rajnandgaon Services up to I.P.H.S Standard	Healthcare	Other	Rajnandgaon	Chhattisgarh	481.00	151.83	Direct Expenditure	276.83	GM&HO Rajnandgaon
60	Construction of Vishram Sadan at DMCH, Darbhanga	Healthcare	Other	Darbhangha	Bihar	1,500.00	146.84	Direct Expenditure	146.88	HSCC Ltd.
61	Supply of 5 nos. ambulance at Gorakhpur	Healthcare	Local Area	Gorakhpur	Uttar Pradesh	120.15	120.15	Direct Expenditure	120.15	POWERGRID
62	Expansion of Dialysis Services by creating a new hemodialysis units at Government Medical College (GMC) Hospital, Ernakulam, Kerala	Healthcare	Local Area	Ernakulam	Kerala	100.19	100.12	Direct Expenditure	100.12	Ernakulam Govt Medical College

S. No.	CSR Projects OR Activities Identified	Sector in which the Project is covered	Projects or programs (1) Local Area or other (2) Specify the State and districts where projects or programs was undertaken			Amount Outlay (budget) or project or Programs wise	Amount spent on the Project OR Progas Sub-Heads: (1) Direct Expenditure on projects or programs (2) Overheads		Commulative Expenditure upto the report period	Amount spent: Direct or through implementing agency
			Local Area or other	District	State		Amount (1) Direct spent on the Expenditure Projects OR Programs	Amount (2) Overheads		
63	Construction of "POWERGRID Vishram Sadan" at Sir Sayajirao General (SSG) Hospital, Vadodara.	Healthcare	Local Area	Vadodara	Gujarat	1,495.00	90.41	90.41	90.41	MOU to be signed with HSSC and SSG Hospital.
64	COVID-19 related CSR projects for distribution of food items / Ration in various districts	Healthcare	Local Area	Gurugram	Haryana	190.83	86.69	86.69	86.69	POWERGRID
65	"POWERGRID Vishram Sadan" in Guwahati Medical College & Hospital	Healthcare	Other	Kamrup (M)	Assam	1,500.00	80.00	80.00	80.00	HSSC Ltd.
66	Supply of Boat Ambulance for Malkangiri District hospital, Balimela reservoir, Odisha	Healthcare	Other	Malkangiri	Odisha	80.10	76.34	76.34	80.05	POWERGRID
67	30 nos. of open Gym in different locations of Jaipur Rural	Healthcare	Local Area	Jaipur	Rajasthan	183.09	72.90	72.90	165.40	POWERGRID
68	Donation of 02 No's Golf cart for transferring of patients b/w different units of TMC, Mumbai, 2 SUV, 51 seater Bus	Healthcare	Local Area	Thane	Maharashtra	82.50	65.61	65.61	82.40	POWERGRID
69	Construction of 12 units of public toilets at Singjamei	Healthcare	Local Area	Imphal East	Manipur	86.26	54.04	54.04	54.04	MTDC, Manipur
70	Supply of 1 number Color Doppler ultrasound machine with 6 Probs, 1 number Sonography machine with basic features & 1 no. Ambulance with basic life support medical equipment to Shree Kalyan Government Hospital, Sikar, Rajasthan	Healthcare	Local Area	Sikar	Rajasthan	66.68	53.10	53.10	53.10	Shree Kalyan Hospital Sikar
71	Multi Speciality Medical Camps in Telangana - 17 Nos.	Healthcare	Local Area	Various Districts	Telangana	86.42	46.75	46.75	84.42	IRCS TS & IRCS AP
72	Furniture to cancer hospital, Shillong	Healthcare	Local Area	East Khasi Hills	Meghalaya	46.71	46.71	46.71	46.71	Civil Hospital, Shillong
73	Providing Furniture for B Boroah Cancer Institute	Healthcare	Other	Kamrup (M)	Assam	60.34	60.34	60.34	60.34	Dr. B Boroah Cancer Institute
74	COVID-19 related CSR projects for distribution of PPE kits/ mask/sanitizers etc. In various Districts	Healthcare	Local Area	Various Districts	Various States	48.44	46.18	46.18	46.18	POWERGRID

S. No.	CSR Projects OR Activities Identified	Sector in which the Project is covered	Projects or programs (1) Local Area or other (2) Specify the State and districts where projects or programs was undertaken			Amount Outlay (budget) project or Programs wise	Amount spent on the Project OR Progas Sub-Heads: (1) Direct Expenditure on projects or programs (2) Overheads		Commulative Expenditure upto the report period	Amount spent: Direct or through implementing agency
			Local Area or other	District	State		Amount (1) Direct Expenditure on projects or Programs (2) Overheads	Amount (1) Direct Expenditure on projects or programs (2) Overheads		
75	Renovation of General Ward and supply of Medical Equipment, Furniture, AC, at Netaji Subhash Chandra Bose Medical College (NSCBMC), Jabalpur	Healthcare	Local Area	Jabalpur	Madhya Pradesh	115.63	42.34	84.76	POWERGRID	
76	01 Blood Banking Equipment (Thermo Scientific Haeraeus Cryofuge 16 ) to Indian Red Cross Society, Bangalore	Healthcare	Local Area	Bangaluru	Karnataka	42.00	41.67	41.67	Indian Red Cross Society, Karnataka	
77	Supply of Godrej make furniture at Vishram Sadan, KGMU, Lucknow	Healthcare	Local Area	Lucknow	Uttar Pradesh	37.10	36.80	36.80	POWERGRID	
78	Repairing & Renovation of 100 Bedded SK Roy Civil Hospital Lucknow	Healthcare	Local Area	Hailakandi	Assam	379.91	35.28	35.28	DC, Hailakandi	
79	Wheel Chair & Tricycle in Paschim Medinipur District	Healthcare	Local Area	Paschim Medinipur	West Bengal	33.18	31.60	31.60	POWERGRID	
80	Medical equipment to Dhanwad District Hospital, Karnataka	Healthcare	Local Area	Dharwad	Karnataka	30.24	30.24	30.24	POWERGRID	
81	Providing medical equipment, mobile medical unit and setting up of 02 nos. Tele-Consultancy Centres Shillong, Meghalaya	Healthcare	Other	East Khasi Hills	Meghalaya	49.47	29.69	29.69	DC, East Khasi Hills	
82	Construction of Waiting Hall for Patients' relatives at Indira Gandhi Govt. Medical College & Hospital, Nagpur.	Healthcare	Local Area	Nagpur	Maharashtra	115.81	29.43	41.99	POWERGRID	
83	Health check up camp in various parts of Uttar Pradesh	Healthcare	Local Area	Lucknow	Uttar Pradesh	77.36	25.36	68.94	HLL Life Care	
84	Providing 1 no. of Ambulance with ALS system to Civil Hospital, Dabra, District Gwalior	Healthcare	Local Area	Gwalior	Madhya Pradesh	21.58	20.50	20.50	POWERGRID	
85	Construction of (i) sub health centre and (ii) veterinary hospital in village Badhadhar Sikar	Healthcare	Local Area	Sikar	Rajasthan	52.31	18.82	46.02	BDO, Panchayat Samiti, Dhaud	
86	Conducting 18 No. Health camps in 9 Aspirational Districts (Two camps in each District)	Healthcare	Local Area	Various Districts	Various States	67.18	16.80	16.80	HLL Lifecare Ltd.	
87	Construction of toilet complex at Anugrah Nagadh Medical College & Hospital, Gaya	Healthcare	Local Area	Gaya	Bihar	21.94	14.98	21.47	POWERGRID	

S. No.	CSR Projects OR Activities Identified	Sector in which the Project is covered	Projects or programs (1) Local Area or other			Amount Outlay (budget) project or Programs wise	Amount spent on the Project OR Progas Sub-Heads: (1) Direct Expenditure on projects or programs (2) Overheads		Commulative Expenditure upto the report period	Amount spent: Direct or through implementing agency
			Local Area or other	District	State		Amount (1) Direct spent on the Expenditure Projects OR Programs (2) Overheads	Amount (1) Direct Expenditure on projects or programs (2) Overheads		
88	Procurement and supply of hearse van at Pombhurna taluka, Dist. Chandrapur	Healthcare	Local Area	Chandrapur	Maharashtra	16.15	14.88	14.88	14.88	POWERGRID
89	1 DG Set & One C-Arm Intensifier for Orthopedic Surgeries for Govt. Hospital, Udumilpet	Healthcare	Local Area	Udumilpet	Tamil Nadu	23.00	12.50	12.50	23.00	POWERGRID
90	Providing 1 no. ambulance to Govt Chest Disease Hospital Jammu	Healthcare	Local Area	Jammu	Jammu & Kashmir	11.74	11.74	11.74	11.74	POWERGRID
91	Renovation work of Government Hospital, Pampa, Pathanamthitta District in Sabrimala, Kerala	Healthcare	Other	Sabrimala	Kerala	120.00	11.52	104.42	104.42	KMSCL, Directorate of Health, Kerala & POWERGRID
92	Providing 4 nos. Medical Mobile units to Bilaspur Distt. Authorities, Himachal Pradesh	Healthcare	Other	H.P	Himachal Pradesh	219.11	11.00	75.64	75.64	DC BILASPUR
93	Providing various items to Govt Community Health Centre (CHC), Nalagarh	Healthcare	Local Area	Nalagarh	Himachal Pradesh	22.26	10.63	13.08	13.08	POWERGRID
94	Providing 1 no. Digital X-Ray machine to Civil Hospital, Dabra, District Gwalior.	Healthcare	Local Area	Gwalior	Madhya Pradesh	35.78	8.86	8.86	8.86	POWERGRID
95	Purchase and distribution of 600 nos. Utencils to socio economically deprived section of the society at Sector-43and 46, Gurugram	Healthcare	Local Area	Gurugram	Haryana	6.69	6.44	6.44	6.44	POWERGRID
96	Providing 03 nos. ambulance	Healthcare	Local Area	Various Districts	Arunachal Pradesh	19.85	6.34	19.85	19.85	POWERGRID
97	Providing Baby Weighing Machine in Paschim Medinipur	Healthcare	Local Area	Paschim Medinipur	West Bengal	4.95	4.93	4.93	4.93	POWERGRID
98	Construction of 20 Bedded OPD at SK Roy Civil Hospital	Healthcare	Local Area	Hailakandi	Assam	87.61	48.95	48.95	48.95	DC, Hailakandi
99	Distribution of ORS, Glucose etc. in Muzaffarpur	Healthcare	Local Area	Muzaffarpur	Bihar	5.00	4.14	4.14	4.14	POWERGRID
100	Essential Hospital equipment for Community Health Centre Vellanikkara	Healthcare	Local Area	Thrissur	Kerala	4.70	4.08	4.08	4.08	POWERGRID
101	Childcare center at Erode district	Healthcare	Local Area	Erode	Tamil Nadu	3.00	3.00	3.00	3.00	POWERGRID

S. No.	CSR Projects OR Activities Identified	Sector in which the Project is covered	Projects or programs (1) Local Area or other			Amount Outlay (budget) project or Programs wise	Amount spent on the Project OR Progas Sub-Heads:		Commulative Expenditure upto the report period	Amount spent: Direct or through implementing agency
			Local Area or other	District	State		(1) Direct Expenditure on projects or programs (2) Overheads	(2) Overheads		
102	Medical camps by Indian Red Cross Society- 23 locations around 2000 people in each location	Healthcare	Local Area	Various Districts	Telangana	115.12	2.73	115.12	IRCS TS & IRCS AP	
103	Providing RO Water system to nearby school & hospital under Kaniha Block	Healthcare	Local Area	Angul	Odisha	2.37	2.36	2.36	POWERGRID	
104	Providing Ration (Food ) Items in 600 Packets to Flood Affected People nearby Vadodara	Healthcare	Local Area	Vadodara	gujarat	2.22	2.22	2.22	POWERGRID	
105	Supply of X-Ray Machine Birpara	Healthcare	Local Area	Alipurduar	West Bengal	2.00	2.00	2.00	POWERGRID	
106	Providing automatic Sanitary Napkin Vending Machine to nearby schools & college under Kaniha Block, Odisha	Healthcare	Local Area	Angul	Odisha	1.54	1.51	1.51	POWERGRID	
107	Supply of Inverter with batteries to Rourkela Govt. Hospital, Rourkela	Healthcare	Local Area	Sundargarh	Odisha	1.27	1.09	1.09	POWERGRID	
108	Providing one ambulance to the community health centre at Tepu, Tehsil-Bap, Jodhpur, Rajasthan	Healthcare	Other	Jodhpur	Rajasthan	15.71	0.79	13.96	POWERGRID	
109	Providing 1 no. of Ambulance to Reckjoani Block Primary Health Center, Rajarhat Block, North 24 Parganas, West Bengal	Healthcare	Local Area	Kolkata	West Bengal	7.11	0.62	6.86	POWERGRID	
110	Distribution of Sweaters to 100 nos. of Students of ST Boys hostel Timachai, Sardarpur, MP	Healthcare	Local Area	Sardarpur	Madhya Pradesh	0.50	0.50	0.50	POWERGRID	
111	Purchase of clinical instrument at Pithoragarh	Healthcare	Local Area	Pithoragarh	Uttarakhand	17.57	0.35	17.58	CMO Pithoragarh	
112	Providing 2 no. of Ambulance and 2 no. mortuary van at Sidhi District Hospital Rampur Naikin and Sihawal.	Healthcare	Local Area	Various Districts	Various States	50.81	0.26	57.44	POWERGRID	
113	Construction of Vishram Sadan at MKCG Government Medical collage and Hospital complex, Berhampur Odisha	Healthcare	Local Area	Ganjam	Odisha	1,500.00	0.24	0.24	POWERGRID	

S. No.	CSR Projects OR Activities Identified	Sector in which the Project is covered	Projects or programs (1) Local Area or other (2) Specify the State and districts where projects or programs was undertaken			Amount Outlay (budget) project or Programs wise	Amount spent on the Project OR Progas Sub-Heads: (1) Direct Expenditure on projects or programs (2) Overheads		Commulative Expenditure upto the report period	Amount spent: Direct or through implementing agency
			Local Area or other	District	State		Amount (1) Direct spent on the Projects OR Programs	Amount (2) Overheads		
114	Purchase and distribution of 500 steel container sets to socio economically deprived section of the society at Sector-43 and 46, Gurugram	Healthcare	Local Area	Gurugram	Haryana	6.26	0.09	Direct Expenditure	6.11	POWERGRID
115	Total CSR Overhead cost	Overhead	Local Area	Various Districts	Various States		330.65	Overhead	330.65	POWERGRID
116	Education Grant -Children of Ex-servicemen, Martyrs & Widows through Armed Forces Flag Day Fund	Promoting Education	Other	Various Districts	Various States	1,500.00	1,500.00	Direct Expenditure	1,500.00	Kendriya Sainik Board
117	Providing Wi-Fi Hotspots at 105 nos. of Railway Stations (100 Stations in Mumbai Suburban area & 5 Stations in Samastipur Railway Division)	Promoting Education	Other	Various Districts	Various States	3,053.00	1,020.55	Direct Expenditure	1,042.95	Indian Railway
118	Ladies Hostel Construction- Kerala Agricultural University	Promoting Education	Local Area	Thrissur	Kerala	445.00	227.75	Direct Expenditure	245.25	Kerala Agricultural University
119	Educating deprived children of Assam Manipur & Chhattisgarh under Communal Harmony	Promoting Education	Other	Various Districts	Various States	210.30	210.30	Direct Expenditure	210.30	National Foundation for Communal Harmony
120	Providing of Equipment (Computers, Servers, Multi-point VC equipment etc.) and Furniture for Biju Patnaik E-Learning Center, Veer Surendra Sai University of Technology (VSSUT), Burla, Sambalpur	Promoting Education	Other	Sambalpur	Odisha	196.00	196.00	Direct Expenditure	196.00	POWERGRID
121	Upgradation of 10 Army Goodwill schools in J&K- Introduction of digital learning solution.	Promoting Education	Local Area	Jammu	Jammu & Kashmir	309.64	152.00	Direct Expenditure	152.00	INDIAN ARMY
122	Renovation and upgradation of District Public Library, Gurugram	Promoting Education	Local Area	Gurugram	Haryana	75.02	75.02	Direct Expenditure	75.02	District Administration, Gurugram
123	Construction of Hostel for Tribal Girls at Devi Paton, Balrampur	Promoting Education	Local Area	Balrampur	Uttar Pradesh	85.52	73.36	Direct Expenditure	73.36	RED
124	Construction of 5 class rooms at first floor of existing building and 3 laboratory rooms at Govt. Senior Secondary School, Kadipur, Gurugram, Haryana	Promoting Education	Local Area	Gurugram	Haryana	122.50	66.80	Direct Expenditure	121.45	IRCON

S. No.	CSR Projects OR Activities Identified	Sector in which the Project is covered	Projects or programs (1) Local Area or other			Amount Outlay (budget) project or Programs wise	Amount spent on the Project OR Progas Sub-Heads: (1) Direct Expenditure on projects or programs (2) Overheads		Commulative Expenditure upto the report period	Amount spent: Direct or through implementing agency
			Local Area or other	District	State		Amount (1) Direct spent on the Projects OR Programs	Amount (2) Overheads		
125	Construction of class rooms at Higher Primary school, Oorukere in Tumkur Rural	Promoting Education	Other	Tumkur	Karnataka	121.03	60.52	121.04	District Magistrate, Tumkur	
126	Construction of class rooms at Higher Primary school, Seethakallu in Tumkur Rural	Promoting Education	Local Area	Tumkur	Karnataka	121.03	60.52	121.04	District Magistrate, Tumkur	
127	Construction of Infrastructure work in Primary school, Chilwaga village at Barabanki. Nindura	Promoting Education	Other	Barabanki	Uttar Pradesh	63.76	55.58	61.76	RED	
128	Construction of Researchers' Hostel at Jorhat Engineering College, Assam	Promoting Education	Local Area	Jorhat	Assam	106.45	54.93	54.93	Principal, JEC	
129	Construction of 7 Classrooms at Govt. Higher Secondary School, at Kehli Mandi, Samba	Promoting Education	Local Area	Samba	Jammu & Kashmir	69.52	40.35	40.35	PWD	
130	Construction of 8 nos. classrooms at Govt. high School, Singhawala Moga	Promoting Education	Local Area	Moga	Punjab	61.29	37.40	58.53	POWERGRID	
131	Providing furniture in 12 Government school in Bhinmal	Promoting Education	Other	Bhinmal	Rajasthan	43.30	36.84	36.84	POWERGRID	
132	Providing Dual Desk, Teacher Desk, Chairs and Green Chalk Boards to schools and Junior College for Girls in Nalgonda District, Telangana	Promoting Education	Local Area	Nalgonda	Telangana	63.42	30.28	30.28	Central Prison Chanchalguda, Hyderabad	
133	Providing infrastructural facilities to Anganwadi & community centre at Peeprakothi and Govt. Middle School, Vishnupura, Turkolia, East Champaran	Promoting Education	Other	East Champaran	Bihar	94.36	29.66	59.16	POWERGRID	
134	Construction of 20 toilets for girls and 2 pathways at Government Girls Senior Secondary School, Matana Village, Fatehabad	Promoting Education	Local Area	Fatehabad	Haryana	29.80	29.40	29.40	POWERGRID	
135	Supply of furniture items to 12 Govt. Schools located at Bassi Tehsil, Jaipur District, Rajasthan	Promoting Education	Local Area	Jaipur	Rajasthan	27.14	25.66	25.66	POWERGRID	
136	Renovation of Seminar Hall of "The Institution of Engineers (India)" Ultrakhand State Center at Dehradun	Promoting Education	Other	Dehradun	Ultrakhand	25.05	24.90	24.90	Institution of Engineers (India)	



S. No.	CSR Projects OR Activities Identified	Sector in which the Project is covered	Projects or programs (1) Local Area or other (2) Specify the State and districts where projects or programs was undertaken			Amount Outlay (budget) project or Programs wise	Amount spent on the Project OR Progas Sub-Heads: (1) Direct Expenditure on projects or programs (2) Overheads		Commulative Expenditure upto the report period	Amount spent: Direct or through implementing agency
			Local Area or other	District	State		Amount (1) Direct spent on the Expenditure Projects OR Programs	Amount (2) Overheads		
137	Benches and Desks to Govt. Schools in Salem	Promoting Education	Local Area	Salem	Tamil Nadu	77.18	24.39	24.39	24.39	POWERGRID
138	Providing 110 nos. of Projector-cum-laptop to Govt. Schools in MP, Rajasthan & Haryana.	Promoting Education	Other	Various Districts	Various States	44.00	22.00	22.00	44.00	Govt. of Haryana, Rajasthan & MP
139	Classrooms-02 Nos. (Ground+1st floor) ZPHS Dicipally, Nizamabad	Promoting Education	Local Area	Nizamabad	Telangana	27.61	20.93	20.93	20.93	POWERGRID
140	CSR Project on e-governance learning with Haryana CSR Society	Promoting Education	Local Area	Gurugram	Haryana	31.72	20.84	20.84	20.84	Govt. of Haryana
141	Construction of compound walls in 15 schools in Nandigama constituency, Krishna District in Andhra Pradesh	Promoting Education	Local Area	Krishna	Andhra Pradesh	101.20	20.24	20.24	20.24	Samagra Siksha, Krishna - MOU
142	Construction of 4 classrooms at Zila Parishad School at Burunjwadi Shikrapur, Pune	Promoting Education	Local Area	Pune	Maharashtra	25.77	18.87	18.87	18.87	POWERGRID
143	Construction of 16 no. Double storey class rooms and providing benches for Govt Senior Secondary Girl School, Moga (Punjab)	Promoting Education	Local Area	Moga	Punjab	178.40	18.13	18.13	18.13	POWERGRID
144	Construction of Dining with Kitchen and provision of table and bench at Govt. Blind, Deaf & Dumb school at Damoh	Promoting Education	Local Area	Damoh	Madhya Pradesh	16.97	13.49	13.49	13.49	POWERGRID
145	Construction of RCC road and Boundary wall at Government ITI, Barghi in Jabalpur	Promoting Education	Local Area	Jabalpur	Madhya Pradesh	63.74	13.23	13.23	23.37	POWERGRID
146	Construction of two new classrooms for plus two classes and upgradation of existing 4 class rooms to smart classrooms at Munderi Govt. Higher Secondary School, Kannur	Promoting Education	Local Area	Kannur	Tamil Nadu	126.00	12.62	12.62	12.62	Gram Panchayat, Kannur
147	Construction of hall at Govt. High School, Jandrah (Jammu) at Kishenpur.	Promoting Education	Local Area	Jammu	Jammu & Kashmir	57.50	11.38	11.38	55.49	POWERGRID
148	Construction of Smart Classroom for Primary/ Junior High School at Medesara village, Durg District	Promoting Education	Local Area	Durg	Chhattisgarh	14.42	9.93	9.93	9.93	POWERGRID

S. No.	CSR Projects OR Activities Identified	Sector in which the Project is covered	Projects or programs (1) Local Area or other (2) Specify the State and districts where projects or programs was undertaken			Amount Outlay (budget) project or Programs wise	Amount spent on the Project OR Progas Sub-Heads: (1) Direct Expenditure on projects or programs (2) Overheads		Commulative Expenditure upto the report period	Amount spent: Direct or through implementing agency
			Local Area or other	District	State		Amount (1) Direct Expenditure on projects or Programs (2) Overheads	Amount (1) Direct Expenditure on projects or Programs (2) Overheads		
149	Construction of 3 Kindergarten playhouse in Gurgaon.	Promoting Education	Local Area	Gurugram	Haryana	9.73	9.73	9.73	District Admn. Gurugram	
150	Construction of 6 nos. class rooms for Governemnt school, Damodarpura, Bassi	Promoting Education	Local Area	Jaipur	Rajasthan	46.83	9.59	9.59	POWERGRID	
151	Providing 120 Desk benches combo units for three Govt. schools in Pandiabili and Tirimal villages near Pandiabili GIS S/ strn, Odisha	Promoting Education	Local Area	Khurda	Odisha	9.84	9.31	9.31	POWERGRID	
152	Construction of five class rooms and toilets at Bhiringi T.N. Institution (H.S. School) at Bhiringi, Durgapur Sub Division, Paschim Bardhaman District, West Bengal	Promoting Education	Local Area	Paschim Bardhwan	West Bengal	81.13	8.50	8.50	POWERGRID	
153	Development of infrastructure, supply of furniture and winter accessories for Govt. Girls High school, Raipur Satwari, Jammu, J&K.	Promoting Education	Local Area	Jammu	Jammu & Kashmir	20.25	8.37	9.31	POWERGRID	
154	Construction of Class rooms at Z.P. School at Shikarapur, Ganegaon and Koyal Shikarapur substation, Pune.	Promoting Education	Local Area	Pune	Maharashtra	122.21	7.27	69.51	POWERGRID	
155	Repairing of Kitchen & Dining Hall of Boys Hostel at Govt BDS Deaf & Dumb School, Kamrup, Assam	Promoting Education	Other	Kamrup (M)	Assam	13.55	6.80	8.15	Social Welfare Dept., Assam	
156	Procurement of 500 ceiling fans at Schools, Gurugram	Promoting Education	Local Area	Gurugram	Haryana	10.12	5.97	5.97	POWERGRID	
157	Construction of 260 meter boundary wall for primary school in Bhendra village Tamnar PS, Raigarh	Promoting Education	Local Area	Raigarh	Chhattisgarh	28.93	5.75	18.04	POWERGRID	
158	Misc. works at Govt. Sr. Secondary School, Sukhrali, Gurgaon	Promoting Education	Local Area	Gurugram	Haryana	25.50	5.53	25.22	POWERGRID	
159	Public library POWERGRID Gyan Kendra	Promoting Education	Local Area	Gurugram	Haryana	65.05	5.04	5.04	EDCIL India Limited	

S. No.	CSR Projects OR Activities Identified	Sector in which the Project is covered	Projects or programs (1) Local Area or other			Amount Outlay (budget) project or Programs wise	Amount spent on the Project OR Progas Sub-Heads:		Commulative Expenditure upto the report period	Amount spent: Direct or through implementing agency
			(2) Specify the State and districts where projects or programs was undertaken	Local Area or other	District		State	(1) Direct Expenditure on projects or Programs		
160	Providing Furniture at Govt. Primary Girls Middle School Madhubani	Promoting Education	Local Area	Madhubani	Bihar	4.71	4.46	4.46	4.46	POWERGRID
161	Providing Desktop Computers, printer cum scanners and UPS for the schools near Kishenpur	Promoting Education	Local Area	Udhampur	Jammu & Kashmir	4.68	4.33	4.33	4.33	POWERGRID
162	Repair & maintenance of existing Building of Primary School and Junior High School at Samauli-Salempur village, Meerut District, Uttar Pradesh	Promoting Education	Local Area	Meerut	Uttar Pradesh	5.74	4.16	4.16	4.16	POWERGRID
163	Construction of classrooms and installation of 7.92 KWp Solar PV Power Generating system at Government Girls Higher Secondary School, Jari Kondalampaty, Salem, Tamil Nadu	Promoting Education	Local Area	Salem	Tamil Nadu	40.60	4.06	4.06	4.06	GGHS, Salem
164	Construction work of School Building by providing of 5 no. class room with varandah with furniture at Govt Sr Sec School Kadipur, Gurugram Haryana	Promoting Education	Local Area	Gurugram	Haryana	64.12	3.80	58.45	3.80	UPPCL
165	Supply of Water cooler, blanket etc in Rajkiya Mookbadhir School, Patna	Promoting Education	Local Area	Patna	Bihar	4.56	3.59	3.59	3.59	POWERGRID
166	Procurement of school bench, desk & Table chair for two nos. of schools at Lalbahadur Govt school Rinbachan, Govt. upgraded up high school, Madhrapali of Balanangir district	Promoting Education	Local Area	Bolangir	Odisha	4.33	3.47	3.47	3.47	POWERGRID
167	Construction of 6 nos. toilets at Govt Senior Secondary School Dayalpur near Kartarpur	Promoting Education	Local Area	Jalandhar	Punjab	9.26	3.43	8.49	3.43	POWERGRID
168	Procurement and supply of Desktop computers and other education related material like white board, projector, bookself etc. in Ranchi	Promoting Education	Local Area	Ranchi	Jharkhand	3.67	3.42	3.42	3.42	POWERGRID

S. No.	CSR Projects OR Activities Identified	Sector in which the Project is covered	Projects or programs (1) Local Area or other (2) Specify the State and districts where projects or programs was undertaken			Amount Outlay (budget) project or Programs wise	Amount spent on the Project OR Progas Sub-Heads: (1) Direct Expenditure on projects or programs (2) Overheads		Commulative Expenditure upto the report period	Amount spent: Direct or through implementing agency
			Local Area or other	District	State		Amount (1) Direct Expenditure on projects or Programs (2) Overheads	Amount (1) Direct Expenditure on projects or Programs (2) Overheads		
169	Various CSR works at Govt Primary and Higher Secondary schools at Vili: Taga	Promoting Education	Local Area	Janjgir-Champa	Chhattisgarh	17.17	3.41	Direct Expenditure	3.41	POWERGRID
170	Providing various items to Govt Girls Higher Secondary School, Nowabad, Jammu	Promoting Education	Local Area	Jammu	Jammu & Kashmir	3.17	3.17	Direct Expenditure	3.17	POWERGRID
171	Supply of computer equipment & accessories to Govt. Higher Secondary. School, Tarkela, Raigarh	Promoting Education	Local Area	Raigarh	Chhattisgarh	3.90	2.74	Direct Expenditure	2.74	POWERGRID
172	Supply of furniture at Deosar, Singrauli.	Promoting Education	Other	Singrauli	Madhya Pradesh	4.60	2.25	Direct Expenditure	2.25	POWERGRID
173	Providing furniture items and repair & whitewashing of boundary wall in Govt. High School, Sukhrali, Gurugram.	Promoting Education	Local Area	Gurugram	Haryana	16.06	2.02	Direct Expenditure	14.33	POWERGRID
174	Supply of RO & Water Cooler in Govt School Patna	Promoting Education	Local Area	Patna	Bihar	2.14	1.86	Direct Expenditure	1.86	POWERGRID
175	Supply of furniture at Primary and Secondary Govt. school Narela Dist. Seoni	Promoting Education	Local Area	Seoni	Madhya Pradesh	2.72	1.75	Direct Expenditure	1.75	POWERGRID
176	Repair and renovation work in Govt. School at Kadipur Gurugram	Promoting Education	Local Area	Gurugram	Haryana	1.49	1.49	Direct Expenditure	1.49	POWERGRID
177	Procurement of three number computers and a printer for Govt. High School Damjan (Zone Qazigund) near New Wampoh	Promoting Education	Local Area	New Wampoh	Jammu & Kashmir	1.51	1.38	Direct Expenditure	1.38	POWERGRID
178	2 desktop to govt. school, Ariyalur	Promoting Education	Local Area	Ariyalur	Tamil Nadu	1.15	1.13	Direct Expenditure	1.13	POWERGRID
179	Distribution of old furniture in old age home patna	Promoting Education	Local Area	Patna	Bihar	1.25	0.92	Direct Expenditure	0.92	POWERGRID
180	Construction of Laboratory Rooms, community / Assembly hall and supply & installation of water purifier - Development of existing Nepura Bijili Rani High School, Garhbeta-III, Pachim Medinipur District	Promoting Education	Local Area	Paschim Medinipur	West Bengal	69.60	0.61	Direct Expenditure	0.61	POWERGRID
181	Construction of school building at Ladania, Madhubani.	Promoting Education	Other	Madhubani	Bihar	17.35	0.36	Direct Expenditure	17.06	POWERGRID

S. No.	CSR Projects OR Activities Identified	Sector in which the Project is covered	Projects or programs (1) Local Area or other			Amount Outlay (budget) or project or Programs wise	Amount spent on the Project OR Progas Sub-Heads: (1) Direct Expenditure on projects or programs (2) Overheads		Commulative Expenditure upto the report period	Amount spent: Direct or through implementing agency
			Local Area or other	District	State		Amount (1) Direct spent on the Expenditure Projects OR Programs	Amount (2) Overheads		
182	Furniture to PHC, Anaganwadis	Promoting Education	Local Area	Thrissur	Kerala	4.56	0.32	0.32	POWERGRID	
183	Supply & Intallation of 7.5 KW Solar Plant at ZP School, Katol Road, Nagpur	Promoting Education	Local Area	Nagpur	Maharashtra	5.17	0.08	0.08	POWERGRID	
184	Construction of road drain at Baidyanath Dham, Deoghar.	Protection of national heritage	Local Area	Deoghar	Jharkhand	236.95	87.90	140.00	District Admn, Deoghar	
185	Construction of Community Heritage Centre near Baruni Padia, Jajpur, district Jajpur, Odisha	Protection of national heritage	Local Area	Jajpur	Odisha	402.40	40.20	395.20	District Collectorate, Jajpur	
186	Boulder Revetment on Right Bank of Mahananda River, Kishanganj	Rural Development	Local Area	Kishanganj	Bihar	327.58	327.58	327.58	Distt. Admn. Kishanganj	
187	स्वास्थ्य एवं शहरी कृषिक्षेत्रा programme for carrying out renovation of civic infrastructure and aesthetic look of the city	Rural Development	Local Area	Kurukshetra	Haryana	724.29	299.38	299.38	District Administration, Kurukshetra	
188	Various Rural Development Works in Ara, Bhojpur	Rural Development	Local Area	Bhojpur	Bihar	1,109.14	189.17	721.37	POWERGRID	
189	Integrated Village Development, Bethemcheria (M), Kurnool District by ICRISAT	Rural Development	Local Area	Kurnool	Andhra Pradesh	901.00	170.56	901.00	ICRISAT	
190	Display of 800 Hoardings in the state of Odisha for Public awareness of "Pradhan Mantri Sahaj Bijli Har Ghar Yojna (Saubhagya Scheme)"	Rural Development	Local Area	Various Districts	Odisha	482.10	146.87	303.10	POWERGRID	
191	Integrated Village Development near Kudgi, by ICRISAT	Rural Development	Other	Bijapur	Karnataka	901.00	123.91	901.00	ICRISAT	
192	Construction of Road in Sitamarhi District.	Rural Development	Other	Sitamarhi	Bihar	344.35	123.21	123.21	District Admn. Sitamarhi	
193	Repair of Road at Aligarh	Rural Development	Other	Aligarh	Uttar Pradesh	129.48	109.85	122.77	PWD	
194	Carrying out rural developmental works in Jalalsar village of Bikaner District, Rajasthan	Rural Development	Local Area	Bikaner	Rajasthan	224.08	105.54	105.54	POWERGRID	
195	Construction of Drainage system at Jahanabad	Rural Development	Other	Jahanabad	Bihar	157.43	98.53	98.53	District Admn, Jahanabad	

S. No.	CSR Projects OR Activities Identified	Sector in which the Project is covered	Projects or programs (1) Local Area or other (2) Specify the State and districts where projects or programs was undertaken			Amount Outlay (budget) project or Programs wise	Amount spent on the Project OR Progas Sub-Heads: (1) Direct Expenditure on projects or programs (2) Overheads		Commulative Expenditure upto the report period	Amount spent: Direct or through implementing agency
			Local Area or other	District	State		Amount (1) Direct spent on the Projects OR Programs	Amount (2) Overheads		
196	Installation of Solar lights at Samastipur Railway Station	Rural Development	Other	Samastipur	Bihar	121.47	88.39	88.39	88.39	Indian Railway, Samastipur Division
197	Transformation of Aspirational District Baran- A flagship initiative of GOI	Rural Development	Local Area	Baran	Rajasthan	938.68	87.35	87.35	87.35	GVT
198	Various community development works in Kurushetra	Rural Development	Local Area	Karnal	Haryana	159.88	76.86	156.80	156.80	Panchayati Raj Department, Kurukshetra
199	Construction of Road in Kaimur (Bhabhua)	Rural Development	Other	Kaimur	Bihar	146.44	63.85	63.85	63.85	District Admm, Bhabhua
200	Construction of concrete road (1.85km) from NH-34 Dakhsingram more to Majjigram Adwashipara village under Nabagram Block, Murshidabad District	Rural Development	Local Area	Murshidabad	West Bengal	64.44	63.50	63.50	63.50	POWERGRID
201	Supply and installation of 02 nos. escalators on Santa Cruz Railway Station, Mumbai, Maharashtra	Rural Development	Local Area	Mumbai	Maharashtra	250.00	63.39	238.39	238.39	Western Railways, Mumbai
202	Construction of play ground at K.B.Women college, Hazaribagh	Rural Development	Other	Hazaribagh	Jharkhand	188.47	61.89	147.69	147.69	POWERGRID
203	Renovation of existing BT road of 5 km length from Pagalahalli-Muthampatti Anjeneyar Kovil	Rural Development	Local Area	Dharmapuri	Tamil Nadu	58.60	58.60	58.60	58.60	POWERGRID
204	Construction of Chatt Ghar and Community Centre in different villages of Darbhanga & Madhubani	Rural Development	Other	Darbhangha	Bihar	105.05	48.56	68.87	68.87	POWERGRID
205	Beautification of Lakes in Aurangabad and Rohtas	Rural Development	Other	Rohtas	Bihar	125.68	48.34	116.78	116.78	District Admm, Rohtas
206	Comprehensive CSR activities in sitamarhi	Rural Development	Local Area	Sitamarhi	Bihar	194.05	44.94	47.57	47.57	District Admm Kishanganj
207	Construction of interconnecting road and internal road for Dastan Gram Panchayat, Palsana Tehsil, Surat, Gujarat	Rural Development	Local Area	Surat	Gujarat	149.39	43.00	129.91	129.91	POWERGRID
208	Display of 3000 Nos. of Hoardings under Saubhagya scheme	Rural Development	Other	Various Districts	Bihar	199.79	41.86	41.86	41.86	POWERGRID

S. No.	CSR Projects OR Activities Identified	Sector in which the Project is covered	Projects or programs (1) Local Area or other			Amount Outlay (budget) or project or Programs wise	Amount spent on the Project OR Progas Sub-Heads: (1) Direct Expenditure on projects or programs (2) Overheads		Commulative Expenditure upto the report period	Amount spent: Direct or through implementing agency
			Local Area or other	District	State		Amount (1) Direct spent on the Expenditure Projects OR Programs	Amount (2) Overheads		
209	Construction of PCC road in East Champaran	Rural Development	Other	East Champaran	Bihar	41.04	40.93	40.93	POWERGRID	
210	Construction of PCC Road with Drain at Nahra village in Tetaria block of East Champaran	Rural Development	Other	East Champaran	Bihar	109.78	37.05	95.39	POWERGRID	
211	Developmental activities in Bhojpur (Ara)	Rural Development	Local Area	Bhojpur	Bihar	159.62	32.72	32.72	POWERGRID	
212	Construction of Road- 1.25 Kms Near Guntupalli Village, Krishna District	Rural Development	Local Area	Krishna	Andhra Pradesh	80.22	32.09	32.09	Panchayat Raj Engineering Department, Krishna District	
213	Construction of four community centres at Bidsinghbasu, Talabahali, Similadani and Ghodabandhuvni villages in Athmalik Block, Angul District, Odisha	Rural Development	Local Area	Angul	Odisha	36.00	27.00	27.00	DRDA, Angul	
214	Construction of Assam Type Classroom (04 nos.) at Rangapara College.	Rural Development	Local Area	Sonitpur	Assam	65.00	25.54	32.04	DC, Sonitpur	
215	Construction of five community centres at Urukula, Kadalimunda, Badarohila, Garuda villages in Kishore Nagar Block, and Barpali in Athmalik Block, Angul District, Odisha	Rural Development	Local Area	Angul	Odisha	30.21	23.94	23.94	DRDA, Angul	
216	Developing Sialbu Community Fruit Trees Garden alongwith construction of one garden cottage and maintained for a period of 5 years as well as at Churachandpur District, Manipur	Rural Development	Local Area	Churachandpur	Manipur	110.83	23.82	23.82	ADC, Churachandpur	
217	Construction of 400 mtr Boundary wall in Govt. middle school, Bhendra village near Tamnar at Raigarh	Rural Development	Local Area	Raigarh	Chhattisgarh	39.97	22.30	22.30	POWERGRID	
218	Construction of Marriage hall in Madhubani	Rural Development	Local Area	Madhubani	Bihar	48.58	21.11	21.11	POWERGRID	
219	Construction of Chatt Ghat at Ladania, Madhubani	Rural Development	Local Area	Madhubani	Bihar	23.92	20.45	20.45	POWERGRID	

S. No.	CSR Projects OR Activities Identified	Sector in which the Project is covered	Projects or programs (1) Local Area or other (2) Specify the State and districts where projects or programs was undertaken			Amount Outlay (budget) project or Programs wise	Amount spent on the Project OR Progas Sub-Heads: (1) Direct Expenditure on projects or programs (2) Overheads		Commulative Expenditure upto the report period	Amount spent: Direct or through implementing agency
			Local Area or other	District	State		Amount (1) Direct Expenditure on projects or programs (2) Overheads	Amount (1) Direct Expenditure on projects or programs (2) Overheads		
220	CSR works in vicinity of HVDC BNC (i) Construction of weaving Centre for Tribal women, Renovation of Community Centre, Construction of market shed vicinity of HVDC Biswanath Chariali.	Rural Development	Local Area	Biswanath	Assam	34.32	19.30	Direct Expenditure	34.15	DC, Biswanath
221	Providing 1 special purpose vehicle for disaster management and one high mast lighting system in Khiliehriat, Meghalaya	Rural Development	Local Area	East Jaintia Hills	Meghalaya	18.47	18.47	Direct Expenditure	18.47	DC, East Jaintia Hills
222	Construction of Road in Kishanganj	Rural Development	Local Area	Kishanganj	Bihar	194.01	17.57	Direct Expenditure	139.12	District Admn. Kishanganj
223	Rural development works Guntur: 1.Laying of 21 Nos of CC Roads & Drains 2.Laying of 11 Nos of CC Roads & Drains 3.Community halls-04 Nos in villanges of Sattenapalli Constituency 4.RO Plants-10 NO s in Villages of Sateenapalli	Rural Development	Local Area	Guntur	Andhra Pradesh	190.00	17.20	Direct Expenditure	132.20	District Collector, Guntur
224	Construction of 06 nos. of Community Hall, 01 no. Rahasbari, Digging / Renovation of Ponds 04 nos., Construction of CC Road alongwith culvert & drain and Construction of Road Guard wall 64 mts. in Athamalik Block, Banarpal Block and Angul Block Odisha.	Rural Development	Local Area	Angul	Odisha	115.67	15.32	Direct Expenditure	108.18	DRDA, Angul
225	Construction of Kalyan Mandap cum community centre at Beherenbesa village of Jujomura block in Sambalpur district	Rural Development	Other	Sambalpur	Odisha	35.00	14.31	Direct Expenditure	35.00	DRDA, Sambalpur
226	Display of 200 no. of hoardings under "SAUBHAGYA" SCHEME	Rural Development	Local Area	Various Districts	Odisha	172.10	13.48	Direct Expenditure	156.37	POWERGRID
227	Construction of community hall at village Newali, tehsil-Panvel, Navri Mumbai	Rural Development	Local Area	Thane	Maharashtra	19.30	12.21	Direct Expenditure	12.21	POWERGRID



S. No.	CSR Projects OR Activities Identified	Sector in which the Project is covered	Projects or programs (1) Local Area or other (2) Specify the State and districts where projects or programs was undertaken			Amount Outlay (budget) or project or Programs wise	Amount spent on the Project OR Progas Sub-Heads: (1) Direct Expenditure on projects or programs (2) Overheads		Commulative Expenditure upto the report period	Amount spent: Direct or through implementing agency
			Local Area or other	District	State		Amount (1) Direct spent on the Projects OR Programs	Amount (2) Overheads		
228	Construction of Panchayat Hall, toilet complex at Panchayat Hall, Electrical works, Boundary wall with Entrance Gate and Work of street solar lights and High Mast at Village Kukrola	Rural Development	Other	Gurugram	Haryana	104.64	10.46	Direct Expenditure	104.64	IRCON
229	Cconstruction of Community Centres at Kushinagar.	Rural Development	Local Area	Kushinagar	Uttar Pradesh	92.67	9.91	Direct Expenditure	70.02	RED
230	Construction of Community Centre at Sankhapur village & Rahasbadi at Kusumdhara village at Athamalik block of Angul	Rural Development	Local Area	Angul	Odisha	17.00	9.50	Direct Expenditure	9.50	DRDA, Angul
231	Construction of PCC flooring (210m X 19m)and 48 elevated Brick Platforms (4m X 4m X 300 mm height) with plastering for weekly market at Tarkela Village in Raigarh District	Rural Development	Local Area	Raigarh	Chhattisgarh	41.45	9.46	Direct Expenditure	25.23	POWERGRID
232	Renovation of Bandhamunda pond of Turuda village of Angapada-GP, Kishore nagar Block, Angul District, Odisha	Rural Development	Local Area	Angul	Odisha	9.00	9.00	Direct Expenditure	9.00	DRDA, Angul
233	Beautification of NAAWA Pond (Talab) at Village Bansia, Raigarh	Rural Development	Local Area	Raigarh	Chhattisgarh	131.10	8.78	Direct Expenditure	8.78	POWERGRID
234	Renovation of 02 nos. ponds in Angapada village, Kishore Nagar Block, Angul District, Odisha	Rural Development	Local Area	Angul	Odisha	8.66	8.66	Direct Expenditure	8.66	DRDA, Angul
235	Strengthening of 2.291 km road at Beltapara & Balasi, Mathabhanga block near Earth Electrode Station, Alipurduar (West Bengal) by WBM & Bitumenous top	Rural Development	Local Area	Alipurduar	West Bengal	198.76	7.64	Direct Expenditure	165.88	POWERGRID
236	Taking up of implementation of Integrated Power Development Scheme (IPDS) work in old Kashi Area of Varanasi	Rural Development	Local Area	Varanasi	Uttar Pradesh	2,515.00	7.62	Direct Expenditure	1,863.82	POWERGRID
237	Construction of Brick Boundary Wall & Gate at Balligaon Miri L.P. School, Sonitpur	Rural Development	Local Area	Sonitpur	Assam	18.12	7.47	Direct Expenditure	9.28	DC, Sonitpur

S. No.	CSR Projects OR Activities Identified	Sector in which the Project is covered	Projects or programs (1) Local Area or other (2) Specify the State and districts where projects or programs was undertaken			Amount Outlay (budget) project or Programs wise	Amount spent on the Project OR Progas Sub-Heads: (1) Direct Expenditure on projects or programs (2) Overheads		Commulative Expenditure upto the report period	Amount spent: Direct or through implementing agency
			Local Area or other	District	State		Amount (1) Direct Expenditure on projects or Programs (2) Overheads	Amount (1) Direct Expenditure on projects or Programs (2) Overheads		
238	Renovation & digging of ponds in Pokonda village, Paikasahi GP and Mandarbahal village, Kurumtop GP, Athmalik Block, Angul District, Odisha	Rural Development	Local Area	Angul	Odisha	6.15	6.13	Direct Expenditure	6.13	DRDA, Angul
239	Repair and renovation of Baigaon Miri, L.P. School	Rural Development	Local Area	Sonitpur	Assam	12.80	5.12	Direct Expenditure	6.40	DC, Sonitpur
240	Construction of 1 no. Community hall in the village Gundurikhol, GP Rural development project in the village Gundurikhol under Athmalik block, along the 765KV D/C angul Jharsuguda TL	Rural Development	Local Area	Angul	Odisha	5.00	5.00	Direct Expenditure	5.00	DRDA, Angul
241	Providing Solar Street Lights to Pattaakhaman village under Kaniha Block, Odisha	Rural Development	Local Area	Angul	Odisha	5.00	5.00	Direct Expenditure	5.00	DRDA, Angul
242	Construction of High Drain from Srinagar Colony to River Jora pani near Siliguri Substation	Rural Development	Local Area	Jalpaiguri	West Bengal	4.97	4.94	Direct Expenditure	4.94	POWERGRID
243	Construction of two Rahasbadi at Bidsinghbasu, Pokonda villages in Athmalik Block, Angul District, Odisha	Rural Development	Local Area	Angul	Odisha	6.00	4.63	Direct Expenditure	4.63	DRDA, Angul
244	Construction of Open stage & Green Room near East Kaliajuli LP School B chariali District	Rural Development	Local Area	Biswanath	Assam	13.72	4.16	Direct Expenditure	13.72	DC, Biswanath
245	Display of 800 Nos. of Hoardings under Saubhagya Scheme	Rural Development	Other	Various Districts	Bihar	442.72	4.14	Direct Expenditure	211.63	POWERGRID
246	Providing piped water supply system at Chakramal and Rangaimunda of Sundergarh District, Odisha	Rural Development	Local Area	Sundargarh	Odisha	20.00	4.00	Direct Expenditure	4.00	DRDA, Sundargarh
247	Renovation of pond Saibani in village Gundurikhol. GP - Rural development project in the village Gundurikhol under Athmalik block, along the 765KV D/C angul Jharsuguda TL	Rural Development	Local Area	Angul	Odisha	4.00	4.00	Direct Expenditure	4.00	DRDA, Angul
248	Construction of 2 nos. bathing ghat at Chakramal village pond, Sundergarh District, Odisha	Rural Development	Local Area	Sundargarh	Odisha	3.87	3.87	Direct Expenditure	3.87	DRDA, Sundargarh

**ANNUAL REPORT 2019-20**

S. No.	CSR Projects OR Activities Identified	Sector in which the Project is covered	Projects or programs (1) Local Area or other (2) Specify the State and districts where projects or programs was undertaken			Amount Outlay (budget) or project or Programs wise	Amount spent on the Project OR Progas Sub-Heads: (1) Direct Expenditure on projects or programs (2) Overheads		Commulative Expenditure upto the report period	Amount spent: Direct or through implementing agency
			Local Area or other	District	State		Amount (1) Direct Expenditure on projects or programs	Amount (2) Overheads		
249	(1) Construction of 14 nos. Community Centre (ii) Repair & Construction of Road-02 nos. (3)Construction of village mandap-01 no. (4) construction of Approach road-02 nos. (5) Digging of Pond -03 nos. (6) Construction of Raahsbad- 01 no.	Rural Development	Local Area	Angul	Odisha	180.37	3.65	Direct Expenditure	155.85	DRDA, Angul
250	Installation of RO water purifier; UV based storage cooler cum purifier. Supply of basic hospital amenities in Govt. schools and Community health Centre in Jajpur and Angul District and Construction of RCC road & Crematorium in Pandiabili in Odisha	Rural Development	Local Area	Angul	Odisha	31.84	3.56	Direct Expenditure	28.51	POWERGRID
251	Pole shifting works for enabling completion of balance PCC road at Karbigaahiya, Patna (Pole shifting)	Rural Development	Local Area	Patna	Bihar	4.98	3.44	Direct Expenditure	4.52	POWERGRID
252	Construction of one number cremation site at Village: Raghav Nagar Khiria, Tahsil: Lahaar, Dist: Bhind (MP)	Rural Development	Local Area	Bhind	Madhya Pradesh	4.19	3.13	Direct Expenditure	3.13	POWERGRID
253	(i)Construction of 02 nos. of community centres at Dhakuta & Sanhula village at Angul under Odisha Project (ii)Construction of 01 no. Community hall, digging and renovation of pond under Kishorenagar Block.	Rural Development	Local Area	Angul	Odisha	30.32	3.10	Direct Expenditure	26.55	DRDA, Angul
254	Construction of 1 no. Raahsbadhi in Garuda village, GP Biemali of Kishorenagar Block, Odisha	Rural Development	Local Area	Angul	Odisha	3.00	3.00	Direct Expenditure	3.00	DRDA, Angul
255	Construction/ Upgradation of approach road to Zawngram Village	Rural Development	Local Area	Aizawl	Mizoram	13.78	2.76	Direct Expenditure	2.76	DC, Aizawl
256	Construction of community center at village Kharta (Jammu)	Rural Development	Local Area	Kishenpur	Jammu & Kashmir	31.97	2.60	Direct Expenditure	30.28	POWERGRID

S. No.	CSR Projects OR Activities Identified	Sector in which the Project is covered	Projects or programs (1) Local Area or other			Amount Outlay (budget) project or Programs wise	Amount spent on the Project OR Progas Sub-Heads:		Commulative Expenditure upto the report period	Amount spent: Direct or through implementing agency
			Local Area or other	District	State		(1) Direct Expenditure on projects or programs	(2) Overheads		
257	Installation of water filter & water cooler in, Bakshi Ka Talab, Lucknow.	Rural Development	Local Area	Lucknow	Uttar Pradesh	2.98	2.58	Direct Expenditure	2.58	POWERGRID
258	Construction of 620 Mtr. CC road in village Bheendra at (Tamar) Raigarh.	Rural Development	Local Area	Raigarh	Chhattisgarh	37.83	2.46	Direct Expenditure	24.45	POWERGRID
259	Construction of 6 Nos. Community Centres at Baghamara, Dhanbad	Rural Development	Local Area	Dhanbad	Jharkhand	55.28	2.35	Direct Expenditure	55.28	POWERGRID
260	Installation of 70 nos. solar street lights in village Pahroo, angipora and Suthsoo in J&K.	Rural Development	Other	Budgam	Jammu & Kashmir	21.00	2.29	Direct Expenditure	18.86	POWERGRID
261	Construction of Chatth ghat (04) and Community Centre (11) at Dhanbad, Bokaro and Giridih Districts in Jharkhand	Rural Development	Local Area	Various Districts	Jharkhand	120.29	2.12	Direct Expenditure	2.12	POWERGRID
262	Construction of community, Aizawl Sakwujichin Meiriat	Rural Development	Local Area	Aizawl	Mizoram	27.15	1.92	Direct Expenditure	25.85	DC, Aizawl
263	Construction of community hall at Badagovindpur of Kishorenagar block in Angul District	Rural Development	Local Area	Angul	Odisha	3.00	1.50	Direct Expenditure	1.50	DRDA, Angul
264	Rural Development in Sundergarh District Odisha (i) Repairing of damaged road from Bandhapali High school to Kenapali village, (ii) PCC road in Kenapali village, (iii) Provisioning of water cooler with purifier, one musical drum set & one grill gate for Kanapali Sewasthram school.	Rural Development	Local Area	Sundargarh	Odisha	33.51	1.31	Direct Expenditure	33.21	DRDA, Sundargarh
265	Providing 12 no Barricades to Superintendent of Police, Tezu, Arunachal Pradesh	Rural Development	Local Area	Lohit	Arunachal Pradesh	1.20	1.18	Direct Expenditure	1.18	POWERGRID
266	Construction of Road Berms, Laying of Hume Pipe at SH Connecting Point, RR Masonry for strengthening of area near Culvert along with RCC Road at Padesgaon, Wardha	Rural Development	Local Area	Wardha	Maharashtra	29.60	1.18	Direct Expenditure	20.19	POWERGRID

S. No.	CSR Projects OR Activities Identified	Sector in which the Project is covered	Projects or programs (1) Local Area or other			Amount Outlay (budget) or project or Programs wise	Amount spent on the Project OR Progas Sub-Heads: (1) Direct Expenditure on projects or programs (2) Overheads		Commulative Expenditure upto the report period	Amount spent: Direct or through implementing agency
			Local Area or other	District	State		Amount (1) Direct spent on the Expenditure or Programs OR projects or programs (2) Overheads	Direct Expenditure		
267	Supply and installation of 50 Solar lights at Diamond park in Damoh District, MP	Rural Development	Local Area	Damoh	Madhya Pradesh	11.45	0.89	10.29	POWERGRID	
268	(1) Construction of 2 nos. community centre (2) Construction of 01 no Rahasbadi (open shed) (3) Digging/Renovation of ponds of 04 nos. (4) drinking water system (5) Construction of 01 no. drain (6) Construction of school class room in village in Banarapala Block, Angul Block and Chhendipada Boick along the 765 kV Angul- Jharsuguda Transmission line	Rural Development	Local Area	Angul	Odisha	98.94	0.83	96.77	DRDA, Angul	
269	Community Centre at Village Sehra	Rural Development	Local Area	Betul	Madhya Pradesh	25.00	0.83	21.05	Rural Engineering Services, betul	
270	Construction of 02 nos Pachri (Stair case) at DOMA Talab in village Kotra, Raigarh	Rural Development	Local Area	Raigarh	Chhattisgarh	8.82	0.80	4.12	POWERGRID	
271	Supply of traffic barricades at Karur substation for handing over to K.Paramathi station	Rural Development	Other	Karur	Tamil Nadu	2.30	0.33	0.33	POWERGRID	
272	Supply and Installation of Inverter at Tehsil Office, Bhasma, Korba, Chhattisgarh	Rural Development	Local Area	Korba	Chhattisgarh	0.23	0.23	0.23	POWERGRID	
273	Improvement/upgradation of Inner link road (Approx 7 km) at Wagoora, J&K.	Rural Development	Local Area	Budgam	Jammu & Kashmir	269.76	0.13	0.13	PWD	
274	Improviding Rural Livelihood through Integrated Watershed Management at Jaipatna Block of Kalahandi district in Odisha through ICRISAT	Rural Development	Other	Kalahandi	Odisha	402.00	0.07	0.07	ICRISAT	
275	Impact Assessment, Odisha	Rural Development	Local Area	Odisha Projects	Odisha	0.03	0.03	0.03	POWERGRID	
276	Construction of RCC drainage system at Pratapgarh district, UP	Rural Development	Local Area	Pratapgarh	Uttar Pradesh	56.66	-1.40	49.59	RED	
277	Contribution for 'Namami Gange', an Integrated Conservation Mission for River Ganga	Sanitation	Other	Various Districts	Various States	2,500.00	2,500.00	2,500.00	Govt. of India	

S. No.	CSR Projects OR Activities Identified	Sector in which the Project is covered	Projects or programs (1) Local Area or other (2) Specify the State and districts where projects or programs was undertaken			Amount Outlay (budget) project or Programs wise	Amount spent on the Project OR Progas Sub-Heads: (1) Direct Expenditure on projects or programs (2) Overheads		Commulative Expenditure upto the report period	Amount spent: Direct or through implementing agency
			Local Area or other	District	State		Amount (1) Direct Expenditure on projects or programs (2) Overheads	Amount (1) Direct Expenditure on projects or programs (2) Overheads		
278	Swachhta Pakhwada celebration during 16 <sup>th</sup> May to 31 <sup>st</sup> May, 2019 and 16 <sup>th</sup> August to 31 <sup>st</sup> August, 2019.	Sanitation	Local Area	Various Districts	Various States	360.00	315.50	315.50	315.50	POWERGRID
279	Construction of RCC drainage in Chandauli	Sanitation	Local Area	Chandauli	Uttar Pradesh	191.66	171.24	171.24	171.24	DM Chandauli
280	Supply and installation and commissioning of 10000 twin-bin dustbins with Double Swing stand at 92 railway stations of Indian Railways	Sanitation	Other	Various Districts	Various States	442.85	140.61	140.61	356.98	EESL
281	Construction of toilet blocks in 19 Govt. Schools of West Sikkim district	Sanitation	Local Area	West Sikkim	Sikkim	288.45	139.22	139.22	139.22	GVT
282	Swachhta Program at Baidyanath Dham, Deoghar	Sanitation	Local Area	Deoghar	Jharkhand	335.45	130.80	130.80	152.10	POWERGRID
283	Construction of 40 toilets at various Govt. Schools in Nirjuli, District Itanagar, Arunachal Pradesh as a part of Swachh Bharat Abhiyan by Govt. of India	Sanitation	Local Area	Papum Pare	Arunachal Pradesh	135.57	128.80	128.80	128.80	DC, Papum Pare
284	Installation of 6440 out of 8,800 pair of dustbins at Western Central Railway stations	Sanitation	Local Area	Bhopal	Madhya Pradesh	285.10	119.02	119.02	282.09	EESL
285	Construction of RCC drainage in Pratappgarh	Sanitation	Local Area	Pratapgarh	Uttar Pradesh	143.90	92.91	92.91	143.90	RED
286	Installation of 2360 no. of dustbins on stations of Indian Railways	Sanitation	Other	Various Districts	Rajasthan	107.61	89.90	89.90	107.61	EESL
287	Construction of Toilets in 17 nos. of Govt. Schools in West Bengal and Sikkim Under स्वच्छ भारत initiative of POWERGRID	Sanitation	Local Area	Various Districts	West Bengal	142.23	78.30	78.30	121.47	GVT
288	Supply of vehicle and equipment (Garbage Tipper) to Nagar Nigam at Agra	Sanitation	Local Area	Agra	Uttar Pradesh	79.94	73.30	73.30	78.95	Agra Nagar Nigam
289	Maintenance of toilets constructed by POWERGRID under Swachh Vidyalaya Abhiyan in schools of Keonjhar District, Odisha	Sanitation	Local Area	Keonjhar	Odisha	144.00	63.37	63.37	63.37	OPEPA, Govt. of Odisha

S. No.	CSR Projects OR Activities Identified	Sector in which the Project is covered	Projects or programs (1) Local Area or other (2) Specify the State and districts where projects or programs was undertaken			Amount Outlay (budget or project or Programs wise	Amount spent on the Project OR Progas Sub-Heads: (1) Direct Expenditure on projects or programs (2) Overheads		Commulative Expenditure upto the report period	Amount spent: Direct or through implementing agency
			Local Area or other	District	State		Amount (1) Direct spent on the Expenditure Projects OR Programs	Amount (2) Overheads		
290	Construction of 43 No. toilet at Pratapgarrh	Sanitation	Local Area	Pratapgarh	Uttar Pradesh	124.00	57.77	124.00	Iron ISL	
291	Installation of 100 no. toilets at Ghazipur	Sanitation	Local Area	Ghazipur	Uttar Pradesh	275.00	57.19	234.72	Iron ISL	
292	04 Nos. CC drains, 2 Nos. Community hall, 01 No. Kalyanamandapam and 01 No.Compound wall at Gandepalli Mandal, East Godavari District	Sanitation	Local Area	East Godavari	Andhra Pradesh	105.00	50.36	50.36	Panchayat Raj Department, Rajamahendravaram	
293	Audit and Impact Assessment of toilets constructed under Swachh Vidyalaya Abhiyan through AFC India Ltd.	Sanitation	Other	Various Districts	Various States	55.28	49.75	55.28	AFC India Ltd.	
294	Construction of 14 no. toilets for 9 Govt. Schools at Bassi, Jaipur	Sanitation	Local Area	Jaipur	Rajasthan	57.14	46.85	48.31	POWERGRID	
295	Procurement of 04 no. OWC and 500 nos. Twin Bin Dustbins with Stand for Vadodara Municipal Corporation, Vadodara	Sanitation	Local Area	Vadodara	Gujarat	91.90	42.65	42.65	POWERGRID	
296	IHHL toilet - 2030 Nos. in Tribal areas of Adilabad, Telangana	Sanitation	Local Area	Adilabad	Telangana	81.20	32.81	40.60	District Rural Development Officer, Adilabad	
297	Construction of Namma Toilets(Samastipur Railway Division)	Sanitation	Other	Various Districts	Bihar	106.79	27.43	85.44	Indian Railway	
298	Construction of toilet at Ara Railway station	Sanitation	Local Area	Ara	Bihar	31.94	24.88	24.88	POWERGRID	
299	Construction of 17 nos. toilet in Nalanda District	Sanitation	Other	Nalanda	Bihar	94.56	23.30	93.16	District Admn, Nalanda	
300	Providing 05 nos. Semi-Automatic Sanitary Napkin Manufacturing machines at District Damoh	Sanitation	Local Area	Damoh	Madiya Pradesh	41.25	22.90	40.20	POWERGRID	
301	08 Nos Battery Vehicles to GHMC, Hyderabad	Sanitation	Local Area	Hyderabad	Telangana	21.50	20.51	20.51	GHMC	
302	Construction of Drainage System in Puhana village of Roorkee, Uttrakhand	Sanitation	Local Area	Haridwar	Uttrakhand	87.16	19.75	80.06	UPRNNL	

S. No.	CSR Projects OR Activities Identified	Sector in which the Project is covered	Projects or programs (1) Local Area or other (2) Specify the State and districts where projects or programs was undertaken			Amount Outlay (budget) project or Programs wise	Amount spent on the Project OR Progas Sub-Heads: (1) Direct Expenditure on projects or programs (2) Overheads		Commulative Expenditure upto the report period	Amount spent: Direct or through implementing agency
			Local Area or other	District	State		Amount (1) Direct Expenditure on projects or Programs (2) Overheads	Amount (1) Direct Expenditure on projects or programs (2) Overheads		
303	Construction of 8 Toilets for girls and mid-day meal kitchen at Zilla Parishad school at Rampur village, Solapur District	Sanitation	Local Area	Solapur	Maharashtra	16.87	13.43	Direct Expenditure	13.43	POWERGRID
304	Construction of toilets at Bus stands, Allahabad	Sanitation	Local Area	Basti	Uttar Pradesh	61.07	12.93	Direct Expenditure	58.01	UPSRTC
305	Construction of 6 Nos Community toilet in karakat,Rohtas	Sanitation	Other	Rohtas	Bihar	127.68	12.72	Direct Expenditure	12.72	District Admn, Rohtas
306	Various developmental works in South Sikkim District	Sanitation	Local Area	South Sikkim	Sikkim	30.25	12.40	Direct Expenditure	30.25	DC South Sikkim
307	Providing Automatic Organic Compost machine to Lingraj Temple Bhubaneswar	Sanitation	Other	Cuttack	Odisha	9.92	9.83	Direct Expenditure	9.83	POWERGRID
308	Construction of 6 nos. toilets at Govt. Girls Higher Secondary School, Muthi	Sanitation	Other	Jammu	Jammu & Kashmir	11.19	9.56	Direct Expenditure	9.56	POWERGRID
309	Construction of 05 nos. toilets at Govt sr Secondary School, Tahil Sahib, village Rattan, Ludhiana	Sanitation	Local Area	Ludhiana	Punjab	9.45	9.15	Direct Expenditure	9.15	POWERGRID
310	Construction of 1 no. Toilet block for boys & Girls at Government High School Kotur, Dharwad District, Karnataka	Sanitation	Local Area	Dharwad	Karnataka	9.00	6.78	Direct Expenditure	6.78	POWERGRID
311	Procurement of dustbins for installation in Maihar Tehsil	Sanitation	Local Area	Maihar	Madhya Pradesh	4.74	4.60	Direct Expenditure	4.60	POWERGRID
312	Providing eToilet facility to govt higher school Singanayakana halli, Bangalore	Sanitation	Local Area	Bengaluru	Karnataka	4.93	4.39	Direct Expenditure	4.39	POWERGRID
313	Providing 40000 dustbins (Bio degradable and non degradable 20000 each)	Sanitation	Other	Zirakpur	Punjab	4.40	4.00	Direct Expenditure	4.00	POWERGRID
314	Providing Garbage Tipppers 2 No each for Municipalities of Modinagar in District Ghaziabad, and Tatri, Aminagar Sarai and Baraut in Baghpat District	Sanitation	Local Area	Bagpat, Ghaziabad	Uttar Pradesh	46.31	3.29	Direct Expenditure	45.80	POWERGRID
315	Providing sanitary napkin vending machines and incinerator machines at Govt. Girl's Sr. secondary school, Moga	Sanitation	Local Area	Moga	Punjab	4.92	3.12	Direct Expenditure	3.12	POWERGRID



S. No.	CSR Projects OR Activities Identified	Sector in which the Project is covered	Projects or programs (1) Local Area or other			Amount Outlay (budget) project or Programs wise	Amount spent on the Project OR Progas Sub-Heads: (1) Direct Expenditure on projects or programs (2) Overheads		Commulative Expenditure upto the report period	Amount spent: Direct or through implementing agency
			Local Area or other	District	State		Amount (1) Direct spent on the Expenditure Projects OR Programs	Amount (2) Overheads		
316	Procurement of 50 sets Dustbins for distribution to Bhind regions.	Sanitation	Local Area	Bhind	Madhya Pradesh	2.99	2.99	2.99	POWERGRID	
317	Distribution of polycotton bans in Jharkhand	Sanitation	Other	Various Districts	Jharkhand	105.50	2.97	103.59	Jharcraft, Govt. of Jharkhand	
318	Procurement of 4000 dustbins for MC Zirakpur	Sanitation	Other	Zirakpur	Punjab	4.40	1.78	1.78	POWERGRID	
319	Construction of 01 no. Toilet at primary School at Potia village Distt. Durg	Sanitation	Local Area	Durg	Chhattisgarh	5.04	1.08	4.30	POWERGRID	
320	House keeping works in the surroundings of Shivajipeth for two years duration at Kolhapur, Maharashtra	Sanitation	Local Area	Kolhapur	Maharashtra	33.29	0.87	31.87	POWERGRID	
321	Maintenance of 40 nos. toilet at Ballia	Sanitation	Local Area	Ballia	Uttar Pradesh	3.08	0.75	2.25	BSA Ballia	
322	Renovation of 2 no. Bus Stops near Nari Ring Road, Nagpur	Sanitation	Local Area	Nagpur	Maharashtra	3.49	0.25	0.25	POWERGRID	
323	Supporting Varanasi Nagar Nigam under Swachh Bharat Mission towards Collection & Transportation of Municipal Solid Waste in 25 wards of Varanasi Area.	Sanitation	Local Area	Varanasi	Uttar Pradesh	1,000.00	-6.73	704.85	Varanasi Nagar Nigam	
324	Construction of Skill Development Centre Building at Assam Engg. Institute	Skill Development	Local Area	Kamrup (M)	Assam	148.57	68.32	111.18	Assam Engineering Institute	
325	Capacity Building Programme on Power transmission line Tower Erection and Stringing for the FY 2019-20	Skill Development	Local Area	Malda	West Bengal	72.33	37.77	37.77	POWERGRID	
326	Skill development program by NAC, Hyderabad for 390 candidates	Skill Development	Local Area	Telangana	Telangana	110.55	26.26	109.17	NAC	
327	Capacity Building Programme on Power transmission line Tower Erection and Stringing for the FY 2018-19	Skill Development	Local Area	Malda	West Bengal	76.36	14.86	70.10	POWERGRID	
328	Expense on Skill Dev. Prog. on various fields at Lucknow.	Skill Development	Local Area	Lucknow	Uttar Pradesh	5.25	5.25	5.25	POWERGRID	

S. No.	CSR Projects OR Activities Identified	Sector in which the Project is covered	Projects or programs (1) Local Area or other (2) Specify the State and districts where projects or programs was undertaken			Amount Outlay (budget) project or Programs wise	Amount spent on the Project OR Progas Sub-Heads: (1) Direct Expenditure on projects or programs (2) Overheads		Commulative Expenditure upto the report period	Amount spent: Direct or through implementing agency
			Local Area or other	District	State		Amount (1) Direct spent on the Projects OR Programs (2) Overheads	Direct Expenditure		
329	Providing essential furniture for the training center being established at Singrauli by District administration to train unemployed youths for Security Guard and Supervisor.	Skill development	Local Area	Singrauli	Madhya Pradesh	4.60	4.60	4.60	POWERGRID	
330	Providing laundry equipments and portable USG to Govt. Dharmapuri Medical College, Dharmapuri	Skill Development	Local Area	Dharmapuri	Tamil Nadu	24.82	4.24	4.24	POWERGRID	
331	Expenses on programmes/workshops-CSR activities	Skill Development	Local Area	Gurugram	Haryana	4.20	4.20	4.20	POWERGRID	
332	Distribution of 20 Sewing Machines & imparting 6 months training Program at Government Sr. Secondary School Kadipur	Skill Development	Local Area	Gurugram	Haryana	6.95	3.14	4.14	POWERGRID	
333	Procurement and distribution of sewing machines to the family members of the farmers, committed suicide in Ambajogai & Kajji Taluka of Beed District	Skill Development	Local Area	Beed	Maharashtra	9.00	2.18	8.13	POWERGRID	
334	Providing Sewing machine alongwith equipment and furniture for Sewing centre at Khanpur, Bhiwadi	Skill Development	Local Area	Alwar	Rajasthan	5.43	1.80	5.38	POWERGRID	
335	Procurement of 38 sewing machines alongwith six months training to be provided in sewing centre at village Mangaon, near Kateshwar Pooling station	Skill Development	Local Area	Tehri Garhwal	Uttarakhand	7.35	1.07	6.24	POWERGRID	
336	12 Nos. Sewing machines for Girls tailoring students, Gurugram	Skill Development	Local Area	Gurugram	Haryana	0.62	0.62	0.62	POWERGRID	
337	Equipments to ITI and Govt. Hospital & at Dharampuram, Pugalur, Karur District, Tamil Nadu	Skill Development	Local Area	Pugalur	Tamil Nadu	4.99	0.25	0.25	POWERGRID	
338	Skill Development Training on Appareal making for tribal under-privileged youths in Mokhada and Jawahar Taluka, of Palghar district of Maharashtra	Skill Development	Local Area	Various Districts	Various States	69.49	0.04	48.57	POWERGRID	

**ANNUAL REPORT 2019-20**

S. No.	CSR Projects OR Activities Identified	Sector in which the Project is covered	Projects or programs (1) Local Area or other			Amount Outlay (budget) or project or Programs wise	Amount spent on the Project OR Progra Sub-Heads: (1) Direct Expenditure on projects or programs (2) Overheads		Commulative Expenditure upto the report period	Amount spent: Direct or through implementing agency
			Local Area or other	District	State		Amount (1) Direct spent on the Expenditure on Projects OR programs (2) Overheads	Direct Expenditure		
339	Providing of Infrastructure such as Sports Materials, GYM Materials for Boys Club, Erode	Sports	Other	Sankagiri	Tamil Nadu	3.99	3.99	3.99	District Administration, Sankagiri	
340	Encouraging Public by Conducting Rural Sports by Tamil nadu Erode district	Sports	Local Area	Erode	Tamil Nadu	2.00	2.00	2.00	POWERGRID	
341	Procurement and supply including installation and training to ladies for paper plate making machine at Satyabadiapur village, Angul, Odisha	Women Empowerment	Local Area	Angul	Odisha	1.62	1.62	1.62	POWERGRID	
342	Construction of Hostel for working women at Mewat-Nuh Dist.	Women Empowerment	Other	Mewat	Haryana	224.25	0.86	193.95	Mewat Development Agency	
	<b>Total</b>					<b>69,758.40</b>	<b>34,620.86</b>	<b>48,169.13</b>		

**Balance Sheet as at 31<sup>st</sup> March 2020**

(₹ in crore)

Particulars	Note No	As at 31 <sup>st</sup> March 2020	As at 31 <sup>st</sup> March 2019
<b>ASSETS</b>			
<b>Non-current assets</b>			
Property Plant and Equipment	4	168339.02	162266.88
Capital work-in-progress	5	30180.08	33364.02
Investment Property	6	0.03	0.03
Intangible assets	7	1497.41	1593.10
Intangible assets under development	8	219.55	214.06
<b>Financial Assets</b>			
Investments	9	3763.66	2756.53
Loans	10	12783.75	10708.99
Other non-current financial assets	11	4106.80	4548.37
Other non-current assets	12	6127.18	5065.44
		<b>227017.48</b>	<b>220517.42</b>
<b>Current assets</b>			
Inventories	13	1400.56	1226.28
<b>Financial Assets</b>			
Trade receivables	14	4867.90	4649.80
Cash and cash equivalents	15	4795.67	3643.14
Bank balances other than Cash and cash equivalents	16	598.83	688.90
Loans	17	696.87	416.87
Other current financial assets	18	5828.84	6918.54
Other current assets	19	220.45	328.78
		<b>18409.12</b>	<b>17872.31</b>
<b>Regulatory Deferral Account Balances</b>	20	<b>10123.06</b>	<b>8083.27</b>
<b>Total Assets</b>		<b>255549.66</b>	<b>246473.00</b>
<b>EQUITY AND LIABILITIES</b>			
<b>Equity</b>			
Equity Share capital	21	5231.59	5231.59
Other Equity	22	59208.10	53785.55
		<b>64439.69</b>	<b>59017.14</b>
<b>Liabilities</b>			
<b>Non-current liabilities</b>			
<b>Financial Liabilities</b>			
Borrowings	23	135421.11	131039.51
Other non-current financial liabilities	24	3515.63	3897.44
Provisions	25	424.71	368.15
Deferred tax liabilities(Net)	26	11381.85	10093.02
Other non-current liabilities	27	361.04	486.57
		<b>151104.34</b>	<b>145884.69</b>
<b>Current liabilities</b>			
<b>Financial Liabilities</b>			
Borrowings	28	3000.00	4300.00
Trade payables			
(A) total outstanding dues of micro enterprises and small enterprises	29	11.59	33.27
(B) total outstanding dues of creditors other than micro enterprises and small enterprises	29	214.13	330.84
Other current financial liabilities	30	20831.62	22886.18
Other current liabilities	31	4267.54	3863.26
Provisions	32	741.95	700.59
Current Tax Liabilities (Net)	33	22.78	-
		<b>29089.61</b>	<b>32114.14</b>
<b>Deferred Revenue</b>	34	<b>10916.02</b>	<b>9457.03</b>
<b>Total Equity and Liabilities</b>		<b>255549.66</b>	<b>246473.00</b>

The accompanying notes (1 to 67) form an integral part of financial statements

**For and on behalf of the Board of Directors**
**Divya Tandon**  
Company Secretary

**K. S. R. Murty**  
CFO

**Seema Gupta**  
Director (Finance)

**K. Sreekant**  
Chairman & Managing Director

**As per our report of even date**
**For T R CHADHA & CO LLP**  
Chartered Accountants  
FRN : 006711N/N500028

**For UMAMAHESWARA RAO & CO**  
Chartered Accountants  
FRN : 004453S

**For B M CHATRATH & CO LLP**  
Chartered Accountants  
FRN : 301011E/E300025

**For PSD & ASSOCIATES**  
Chartered Accountants  
FRN : 004501C

**CA Neena Goel**  
Partner  
M. No.057986  
Place: Gurugram

**CA Krishna Sai G.H.**  
Partner  
M. No. 233399  
Place: Hyderabad

**CA Sanjay Sarkar**  
Partner  
M. No. 064305  
Place: Kolkata

**CA Prakash Sharma**  
Partner  
M. No. 072332  
Place: Jaipur

 Date: 20.06.2020  
Place: Gurugram

# ANNUAL REPORT 2019-20

## Statement of Profit and Loss for the year ended 31<sup>st</sup> March, 2020

(₹ in crore)			
Particulars	Note No.	For the year ended 31 <sup>st</sup> March, 2020	For the year ended 31 <sup>st</sup> March, 2019
Revenue From Operations	35	<b>36185.54</b>	34119.12
Other Income	36	<b>2132.43</b>	1498.95
<b>Total Income</b>		<b>38317.97</b>	35618.07
<b>EXPENSES</b>			
Employee benefits expense	37	<b>1959.47</b>	1783.57
Finance costs	38	<b>9813.62</b>	9091.42
Depreciation and amortization expense	39	<b>11073.18</b>	10200.67
Other expenses	40	<b>2824.35</b>	3053.43
<b>Total expenses</b>		<b>25670.62</b>	24129.09
<b>Profit Before Tax &amp; Regulatory Deferral Account Balances</b>		<b>12647.35</b>	11488.98
Tax expense:			
Current tax - Current Year		<b>2108.83</b>	2489.43
- Earlier Years		<b>121.91</b>	-
Deferred tax	26	<b>1288.83</b>	(3465.87)
		<b>3519.57</b>	(976.44)
<b>Profit for the period before Regulatory Deferral Account Balances</b>		<b>9127.78</b>	12465.42
Net movement in Regulatory Deferral Account Balances- Income/ (Expenses) (net of tax)	41	<b>1683.40</b>	(2526.87)
<b>Profit for the period</b>		<b>10811.18</b>	9938.55
<b>Other Comprehensive Income</b>			
Items that will not be reclassified to profit or loss (net of tax)	42	<b>(104.02)</b>	(16.30)
<b>Total Comprehensive Income for the period</b>		<b>10707.16</b>	9922.25
Earnings per equity share including movement in Regulatory Deferral Account Balances (Par value ₹ 10/- each):			
Basic & Diluted (₹)	61	<b>20.67</b>	19.00
Earnings per equity share excluding movement in Regulatory Deferral Account Balances (Par value ₹ 10/- each):			
Basic & Diluted (₹)	61	<b>17.45</b>	23.83

The accompanying notes (1 to 67) form an integral part of financial statements

### For and on behalf of the Board of Directors

**Divya Tandon**  
Company Secretary

**K. S. R. Murthy**  
CFO

**Seema Gupta**  
Director (Finance)

**K. Sreekant**  
Chairman & Managing Director

### As per our report of even date

**For T R CHADHA & CO LLP**  
Chartered Accountants  
FRN : 006711N/N500028

**For UMAMAHESWARA RAO & CO**  
Chartered Accountants  
FRN : 004453S

**For B M CHATRATH & CO LLP**  
Chartered Accountants  
FRN : 301011E/E300025

**For PSD & ASSOCIATES**  
Chartered Accountants  
FRN : 004501C

**CA Neena Goel**  
Partner  
M. No.057986  
Place: Gurugram

**CA Krishna Sai G.H.**  
Partner  
M. No. 233399  
Place: Hyderabad

**CA Sanjay Sarkar**  
Partner  
M. No. 064305  
Place: Kolkata

**CA Prakash Sharma**  
Partner  
M. No. 072332  
Place: Jaipur

Date: 20.06.2020  
Place: Gurugram

## STATEMENT OF CHANGES IN EQUITY

Statement of Changes in Equity for the period ended 31<sup>st</sup> March, 2020

### A. Equity Share Capital

	(₹ in crore)
<b>As at 1<sup>st</sup> April, 2019</b>	5231.59
Changes during the year	-
<b>As at 31<sup>st</sup> March, 2020</b>	<b>5231.59</b>
As at 1 <sup>st</sup> April, 2018	5231.59
Changes during the year	-
<b>As at 31<sup>st</sup> March, 2019</b>	<b>5231.59</b>

### B. Other Equity

Particulars	Reserves and Surplus						Other Comprehensive Income	Total
	Securities Premium	Bond Redemption Reserve	Self Insurance Reserve	CSR Reserve	General Reserve	Retained Earnings		
<b>Balance at 1<sup>st</sup> April, 2019</b>	<b>9578.29</b>	<b>9884.80</b>	<b>882.18</b>	<b>114.54</b>	<b>31376.63</b>	<b>1872.42</b>	<b>76.69</b>	<b>53785.55</b>
Profit for the year						10811.18		10811.18
Other Comprehensive Income						(54.67)	(49.35)	(104.02)
<b>Total Comprehensive Income</b>						<b>10756.51</b>	<b>(49.35)</b>	<b>10707.16</b>
<b>Adjustments during the year</b>								
Transfer to General Reserve					5000.00	(5000.00)		
Transfer to Bond Redemption Reserve		439.88				(439.88)		
Transfer from Bond Redemption Reserve		(1685.76)				1685.76		
Transfer to Self Insurance Reserve			262.63			(262.63)		
Transfer from Self Insurance Reserve			(336.88)					
Transfer from CSR Reserve				(114.54)				
Final Dividend F.Y. 2018-19						(1307.90)		(1307.90)
Tax on Final Dividend F.Y. 2018-19						(256.76)		(256.76)
Interim Dividend F.Y. 2019-20						(3118.02)		(3118.02)
Tax on Interim dividend F.Y. 2019-20						(601.93)		(601.93)
<b>Balance at 31<sup>st</sup> March, 2020</b>	<b>9578.29</b>	<b>8638.92</b>	<b>807.93</b>	<b>-</b>	<b>36828.05</b>	<b>3327.57</b>	<b>27.34</b>	<b>59208.10</b>

(₹ in crore)

**STATEMENT OF CHANGES IN EQUITY (Contd.)**  
**B. Other Equity (Contd.)**

(₹ in crore)

Particulars	Reserves and Surplus						Other Comprehensive Income		Total
	Securities Premium	Bond Redemption Reserve	Self Insurance Reserve	CSR Reserve	General Reserve	Retained Earnings	Equity instruments through other comprehensive income		
<b>Balance at 1<sup>st</sup> April, 2018</b>	<b>9578.29</b>	<b>9158.59</b>	<b>735.03</b>	<b>123.33</b>	<b>26911.55</b>	<b>2585.74</b>	<b>90.84</b>	<b>49183.37</b>	
Profit for the year						9938.55		9938.55	
Other Comprehensive Income						(2.15)	(14.15)	(16.30)	
<b>Total Comprehensive Income</b>						<b>9936.40</b>	<b>(14.15)</b>	<b>9922.25</b>	
<b>Adjustments during the year</b>									
Transfer to General Reserve					4250.00	(4250.00)		-	
Transfer to Bond redemption reserve		2029.20				(2029.20)		-	
Transfer from Bond Redemption Reserve		(1302.99)				1302.99		-	
Transfer to Self Insurance Reserve			249.07			(249.07)		-	
Transfer from Self Insurance Reserve			(101.92)		101.92			-	
Transfer from CSR Reserve				(8.79)	8.79	(1464.85)		(1464.85)	
Final Dividend F.Y. 2017-18						(296.92)		(296.92)	
Tax on Final Dividend F.Y. 2017-18						(3050.02)		(3050.02)	
Interim Dividend F.Y. 2018-19						(612.65)		(612.65)	
Tax on Interim dividend F.Y. 2018-19									
Other Changes (Ind AS 115 impact)					104.37			104.37	
<b>Balance at 31<sup>st</sup> March, 2019</b>	<b>9578.29</b>	<b>9884.80</b>	<b>882.18</b>	<b>114.54</b>	<b>31376.63</b>	<b>1872.42</b>	<b>76.69</b>	<b>53785.55</b>	

The accompanying notes (1 to 67) form an integral part of financial statements.  
Refer to Note No. 22 for nature and movement of Reserve and Surplus.

**Divya Tandon**  
Company Secretary

**K. S. R. Murthy**  
CFO

**Seema Gupta**  
Director (Finance)

**K. Sreekant**  
Chairman & Managing Director

**For T R CHADHA & CO LLP**  
Chartered Accountants  
FRN : 006711N/N500028

**For UMAMAHESWARA RAO & CO**  
Chartered Accountants  
FRN : 0044535

**For B M CHATRATH & CO LLP**  
Chartered Accountants  
FRN : 301011E/E300025

**For PSD & ASSOCIATES**  
Chartered Accountants  
FRN : 004501C

**CA Neena Goel**  
Partner  
M. No.057986  
Place: Gurugram

**CA Krishna Sai G.H.**  
Partner  
M. No. 233399  
Place: Hyderabad

**CA Sanjay Sarkar**  
Partner  
M. No. 064305  
Place: Kolkata

**CA Prakash Sharma**  
Partner  
M. No. 072332  
Place: Jaipur

As per our report of even date

For and on behalf of the Board of Directors

Date: 20.06.2020  
Place: Gurugram

## Statement of Cash Flows for the period ended 31<sup>st</sup> March, 2020

(₹ in crore)

Particulars	For the year ended 31 <sup>st</sup> March, 2020	For the year ended 31 <sup>st</sup> March, 2019
<b>A. CASH FLOW FROM OPERATING ACTIVITIES</b>		
Profit Before Tax & Regulatory Deferral Account Balances	12647.35	11488.98
Add: Net movement in Regulatory Deferral Account Balances (net of tax)	1683.40	(2526.87)
Add: Tax on Net movement in Regulatory Deferral Account Balances	356.39	(694.08)
<b>Profit Before Tax (including net movement in Regulatory Deferral Account Balances)</b>	<b>14687.14</b>	<b>8268.03</b>
<b>Adjustment for :</b>		
Depreciation & amortization expenses	11073.18	10200.67
Transfer from Grants in Aid	(260.25)	(70.77)
Deferred revenue - Advance against Depreciation	(152.65)	(180.64)
Provisions	6.34	408.70
Changes in fair value of financial assets through profit or loss	(39.85)	(6.97)
Profit on Sale of Investments	0.00	
Net Loss on Disposal / Write off of Property, Plant & Equipment	17.20	25.58
Deferred Foreign Currency Fluctuation Asset	(1572.74)	(941.06)
Deferred Income from Foreign Currency Fluctuation	1637.95	1056.50
Regulatory Deferral Account Debit Balances	(2039.79)	3220.95
Finance Costs	9813.62	9091.42
Provisions Written Back	(147.56)	(28.25)
FERV loss / (gain)	(0.31)	(0.16)
Interest income on Deposits, Bonds and loans to Subsidiaries & JVs	(1088.35)	(846.55)
Dividend income	(303.02)	(149.78)
	<b>16943.77</b>	<b>21779.64</b>
<b>Operating profit before Changes in Assets and Liabilities</b>	<b>31630.91</b>	<b>30047.67</b>
<b>Adjustment for Changes in Assets and Liabilities:</b>		
(Increase)/Decrease in Inventories	(169.43)	(172.23)
(Increase)/Decrease in Trade Receivables	(196.44)	(1300.17)
(Increase)/Decrease in Other Financial Assets	1615.44	(5985.66)
(Increase)/Decrease in Other Non-current Assets	(48.48)	(92.33)
(Increase)/Decrease in Other Current Assets	108.33	206.78
Increase/(Decrease) in Liabilities & Provisions	(934.48)	2646.83
	<b>374.94</b>	<b>(4696.78)</b>
<b>Cash generated from operations</b>	<b>32005.85</b>	<b>25350.89</b>
Direct taxes paid	(2475.75)	(2201.97)
<b>Net Cash from Operating Activities</b>	<b>29530.10</b>	<b>23148.92</b>
<b>B. CASH FLOW FROM INVESTING ACTIVITIES</b>		
Property, Plant & Equipment and Capital Work in Progress (Including Advances for Capital Expenditure)	(8006.12)	(19462.03)
Receipt of Grant	233.94	3684.53
Investments in Subsidiaries & JVs	(1056.47)	(1166.44)
Loans & Advances to Subsidiaries & JVs (Including repayments)	(2262.33)	(2770.73)
Lease receivables	(13.82)	10.21
Interest received on Deposits, Bonds and Loans to Subsidiaries & JVs	1136.20	906.23
Dividend received	303.02	149.78
<b>Net Cash used in Investing Activities</b>	<b>(9665.58)</b>	<b>(18648.45)</b>
<b>C. CASH FLOW FROM FINANCING ACTIVITIES</b>		
Proceeds from Borrowings		
Non Current	10325.96	19489.58
Current	18020.00	17420.00
Repayment of Borrowings		
Non Current	(10765.64)	(9495.60)
Current	(19320.00)	(14120.00)
Adjustment for Fair Valuation of Long Term Loans	12.80	22.96
Repayment of Lease Liabilities (Including interest)	(4.23)	-
Finance Costs paid	(11696.27)	(10266.04)



Statement of Cash Flows for the period ended 31<sup>st</sup> March, 2020 (Contd.)

(₹ in crore)

Particulars	For the year ended 31 <sup>st</sup> March, 2020	For the year ended 31 <sup>st</sup> March, 2019
Dividend paid	(4425.92)	(4514.87)
Dividend Tax paid	(858.69)	(909.57)
<b>Net Cash used in Financing Activities</b>	<b>(18711.99)</b>	<b>(2373.54)</b>
D. Net change in Cash and Cash equivalents (A+B+C)	<b>1152.53</b>	2126.93
E. Cash and Cash equivalents (Opening balance)	<b>3643.14</b>	1516.21
F. Cash and Cash equivalents (Closing balance) (Refer Note No 15) *	<b>4795.67</b>	3643.14

The accompanying notes (1 to 67) form an integral part of financial statements

\* Includes ₹ 4658.85 crore (Previous Year ₹ 3471.01 crore) held in designated accounts which is not available for use by the Company.

**Further Notes:**

1. Cash and cash equivalents consist of cheques, drafts, stamps in hands, balances with banks and deposits with original maturity of upto three months.
2. Previous year figures have been re-grouped / re-arranged wherever necessary.
3. Reconciliation between the opening and closing balances in the balance sheet for liabilities arising from financing activities.

(₹ in crore)

Particulars	Non-current borrowings	Current borrowings
Opening Balance as at 1st April, 2019	145177.78	4300.00
Net Cash Flows during the year	(10289.42)	(1300.00)
Non-cash changes due to :		
- Interest on borrowings	9748.84	
- Variation in exchange rates	3620.16	
- Fair value adjustments	12.80	
<b>Closing Balance as at 31<sup>st</sup> March, 2020</b>	<b>148270.16</b>	<b>3000.00</b>

(₹ in crore)

Particulars	Non-current borrowings	Current borrowings
Opening Balance as at 1st April, 2018	133660.62	1000.00
Net Cash Flows during the year	336.68	3300.00
Non-cash changes due to :		
- Interest on borrowings	9601.06	
- Variation in exchange rates	1556.46	
- Fair value adjustments	22.96	
<b>Closing Balance as at 31<sup>st</sup> March, 2019</b>	<b>145177.78</b>	<b>4300.00</b>

## For and on behalf of the Board of Directors

**Divya Tandon**  
Company Secretary

**K. S. R. Murthy**  
CFO

**Seema Gupta**  
Director (Finance)

**K. Sreekant**  
Chairman & Managing Director

## As per our report of even date

**For T R CHADHA & CO LLP**  
Chartered Accountants  
FRN : 006711N/N500028

**For UMAMAHESWARA RAO & CO**  
Chartered Accountants  
FRN : 004453S

**For B M CHATRATH & CO LLP**  
Chartered Accountants  
FRN : 301011E/E300025

**For PSD & ASSOCIATES**  
Chartered Accountants  
FRN : 004501C

**CA Neena Goel**  
Partner  
M. No.057986  
Place: Gurugram

**CA Krishna Sai G.H.**  
Partner  
M. No. 233399  
Place: Hyderabad

**CA Sanjay Sarkar**  
Partner  
M. No. 064305  
Place: Kolkata

**CA Prakash Sharma**  
Partner  
M. No. 072332  
Place: Jaipur

Date: 20.06.2020  
Place: Gurugram

## Notes to Separate Financial Statements

### 1. Corporate and General Information

Power Grid Corporation of India Limited ('the Company') is a public company domiciled and incorporated in India under the provisions of The Companies Act and its shares are listed on the National Stock Exchange (NSE) and BSE Limited (BSE) in India. The registered office of the Company is situated at B-9, Qutab Institutional Area, Katwaria Sarai, New Delhi, India and its Corporate Office is located at Saudamini, Plot No.2, Sector-29, Gurgaon, Haryana.

The Company is notified as the Central Transmission Utility (CTU) under The Electricity Act, 2003. It is principally engaged in planning, implementation, operation and maintenance of Inter-State Transmission System (ISTS), Telecom and consultancy services.

The financial statements of the company for the year ended March 31, 2020 were approved for issue by the Board of Directors on 20th June, 2020.

### 2. Significant Accounting Policies

A summary of the significant accounting policies applied in the preparation of the financial statements are as given below. These accounting policies have been applied consistently to all periods presented in the financial statements.

#### 2.1 Basis of Preparation

##### i) Compliance with Ind AS

The financial statements are prepared in compliance with Indian Accounting Standards (Ind AS) notified under Section 133 of the Companies Act, 2013 (the Act), Companies (Indian Accounting Standards) Rules, 2015, the relevant provisions of the Companies Act, 2013 (to the extent notified), The Companies Act, 1956 and the provisions of Electricity Act, 2003, in each case, to the extent applicable and as amended thereafter.

##### ii) Basis of Measurement

The financial statements have been prepared on accrual basis and under the historical cost convention except following which have been measured at fair value:

- Certain financial assets and liabilities measured at fair value (refer Note no. 2.13 for accounting policy regarding financial instruments),
- Defined benefit plans – plan assets measured at fair value

##### iii) Functional and presentation currency

The financial statements are presented in Indian Rupees (Rupees or ₹), which is the Company's functional and presentation currency and all amounts are rounded to the nearest crore and two decimals thereof, except as stated otherwise.

##### iv) Use of estimates

The preparation of financial statements requires estimates and assumptions that affect the reported amount of assets, liabilities, revenue and expenses during the reporting period. Although, such estimates and assumptions are made on a reasonable and prudent basis taking into account all available information, actual results could differ from these estimates. The estimates and underlying assumptions are reviewed on an on-going basis. Revisions to accounting estimates are recognised in the period in which the estimate is revised if the revision effects only that period or in the period of the revision and future periods if the revision affects both current and future years (refer Note no. 3 on critical accounting estimates, assumptions and judgments).

##### v) Current and non-current classification

The Company presents assets and liabilities in the balance sheet based on current/non-current classification.

An asset is current when it is:

- Expected to be realized or intended to be sold or consumed in normal operating cycle;
- Held primarily for the purpose of trading;
- Expected to be realized within twelve months after the reporting period; or
- Cash or cash equivalent unless restricted from being exchanged or used to settle a liability for at least twelve months after the reporting period.

All other assets are classified as non-current.

A liability is current when:

- It is expected to be settled in normal operating cycle;
- It is held primarily for the purpose of trading;
- It is due to be settled within twelve months after the reporting period; or
- There is no unconditional right to defer settlement of the liability for at least twelve months after the reporting period.

All other liabilities are classified as non-current.

Deferred tax assets/liabilities are classified as non-current.

The Company recognizes twelve months period as its operating cycle.

### 2.2 Property, Plant and Equipment

The Company had opted to consider the carrying value of Property, Plant and Equipment as per previous GAAP on the date of transition to Ind AS (1st April, 2015) to be the deemed cost as per Ind AS 101 'First time Adoption of Indian Accounting Standards'.

#### Initial Recognition and Measurement

Property, Plant and Equipment is initially measured at cost of acquisition/construction including any costs directly attributable to bringing the asset to the location and condition necessary for it to be capable of operating in the manner intended by management. After initial recognition, Property, Plant and Equipment is carried at cost less accumulated depreciation / amortisation and accumulated impairment losses, if any.

Property, Plant and Equipment acquired as replacement of the existing assets are capitalized and its corresponding replaced assets removed/ retired from active use are derecognized.

If the cost of the replaced part or earlier inspection component is not available, the estimated cost of similar new parts/inspection component is used as an indication of what the cost of the existing part/ inspection component was when the item was acquired or inspection was carried out.

In the case of commissioned assets, deposit works/cost- plus contracts where final settlement of bills with contractors is yet to be effected, capitalization is done on provisional basis subject to necessary adjustments in the year of final settlement.

Assets and systems common to more than one transmission system are capitalized on the basis of technical estimates/ assessments.

Transmission system assets are considered as ready for intended use from the date of commercial operation declared in terms of CERC Tariff Regulations and capitalized accordingly.

The cost of land includes provisional deposits, payments/liabilities towards compensation, rehabilitation and other expenses wherever possession of land is taken.

Expenditure on levelling, clearing and grading of land is capitalized as part of cost of the related buildings.

Spare parts whose cost is ₹500000/- and above, standby equipment and servicing equipment which meets the recognition criteria of Property, Plant and Equipment are capitalized.

#### Subsequent costs

Subsequent expenditure is recognized as an increase in carrying amount of assets when it is probable that future economic benefits deriving from the cost incurred will flow to the company and cost of the item can be measured reliably.

The cost of replacing part of an item of Property, Plant & Equipment is recognized in the carrying amount of the item if it is probable that future economic benefits embodied within the part will flow to the company and its cost can be measured reliably. The carrying amount of the replaced part is derecognized. The costs of the day-to-day servicing of property, plant and equipment are recognised in the Statement of Profit & Loss as incurred.

#### Derecognition

An item of Property, Plant and Equipment is derecognized when no future economic benefits are expected from their use or upon their disposal.

The gain or loss arising on the disposal or retirement of an item of property, plant and equipment is determined as the difference between the net disposal proceeds and the carrying amount of the asset and is recognised in the Statement of Profit and Loss on the date of disposal or retirement.

### 2.3 Capital Work-In-Progress (CWIP)

Cost of material, erection charges and other expenses incurred for the construction of Property, Plant and Equipment are shown as CWIP based on progress of erection work till the date of capitalization.

Expenditure of Corporate office, Regional Offices and Projects, directly attributable to construction of property, plant and equipment are identified and allocated on a systematic basis to the cost of the related assets.

Interest during construction and expenditure (net) allocated to construction as per policy above are kept as a separate item under CWIP and apportioned to the assets being capitalized in proportion to the closing balance of CWIP.

Deposit works/cost-plus contracts are accounted for on the basis of statement received from the contractors or technical assessment of work completed.

Unsettled liability for price variation/exchange rate variation in case of contracts is accounted for on estimated basis as per terms of the contracts.

## 2.4 Intangible Assets and Intangible Assets under development

The Company had opted to consider the carrying value of Intangible Assets as per previous GAAP on the date of transition to Ind AS (1st April, 2015) to be the deemed cost as per Ind AS 101 'First time Adoption of Indian Accounting Standards'.

Intangible assets are measured on initial recognition at cost. After initial recognition, intangible assets are carried at cost less any accumulated amortisation and accumulated impairment losses.

Subsequent expenditure on already capitalized Intangible assets is capitalised when it increases the future economic benefits embodied in an existing asset and is amortised prospectively.

The cost of software (which is not an integral part of the related hardware) acquired for internal use and resulting in significant future economic benefits is recognized as an intangible asset when the same is ready for its use.

Afforestation charges for acquiring right-of-way for laying transmission lines are accounted for as intangible assets on the date of capitalization of related transmission lines.

Expenditure incurred, eligible for capitalization under the head Intangible Assets, are carried as "Intangible Assets under Development" till such assets are ready for their intended use.

Expenditure on research is recognised as an expense when it is incurred.

Expenditure on development activities shall be recognised as Intangible asset if it meets the eligibility criteria as per Ind AS 38 'Intangible Assets', otherwise it shall be recognised as an expense.

An item of Intangible asset is derecognised upon disposal or when no future economic benefits are expected from its use or disposal. Gains or losses arising from derecognition of an intangible asset are measured as the difference between the net disposal proceeds and the carrying amount of the asset and are recognised in the Statement of Profit and Loss when the asset is derecognised.

## 2.5 Investment property

The Company had opted to consider the carrying value of Investment Property as per previous GAAP on the date of transition to Ind AS (1st April, 2015) to be the deemed cost as per Ind AS 101 'First time Adoption of Indian Accounting Standards'.

Investment property comprises portions of land and/or buildings that are held for long term rental yields and/or for capital appreciation.

Investment properties are initially measured at cost, including transaction costs. Subsequent to initial recognition, investment properties are carried at cost less accumulated depreciation and accumulated impairment loss, if any.

Transfers to or from investment property is made when there is a change in use i.e. an asset meets or ceases to meet the definition of investment property and there is evidence of the change in use.

Investment properties are derecognised either when they have been disposed off or when they are permanently withdrawn from use and no future economic benefit is expected from their disposal. The difference between the net disposal proceeds and the carrying amount of the asset is recognised as profit or loss in the period of derecognition.

## 2.6 Depreciation / Amortisation

### Property, Plant and Equipment

Depreciation/amortisation on the items of property, plant and equipment related to transmission business is provided on straight line method following the rates and methodology notified by the CERC for the purpose of recovery of tariff and on property, plant and equipment of telecom and consultancy business is provided on straight line method as per useful life specified in Schedule II of the Companies Act, 2013 except for property, plant and equipment specified in the following paragraphs.

ULDC assets commissioned prior to 1st April 2014 are depreciated on Straight Line Method @ 6.67% per annum. Such assets commissioned on or after 1st April 2014 are depreciated on straight line method following the rates and methodology notified by the CERC for the purpose of recovery of tariff.

In the case of property, plant and equipment of National Thermal Power Corporation Limited (NTPC), National Hydro-Electric Power Corporation Limited (NHPC), North-Eastern Electric Power Corporation Limited (NEEPCO), Neyveli Lignite Corporation Limited (NLC) transferred w.e.f. April 1, 1992, Jammu and Kashmir Lines w.e.f. April 1, 1993, and Tehri Hydro Development Corporation Limited (THDC) w.e.f. August 1, 1993, depreciation is charged based on gross block as indicated in transferor's books with necessary adjustments so that the life of the assets as laid down in the CERC notification for tariff is maintained.

Depreciation on buildings held as investment property is provided on straight line method as specified in Schedule II of The Companies Act, 2013.

Depreciation on spares parts, standby equipment and servicing equipment which are capitalized, is provided on straight line method from the date they are available for use over the remaining useful life of the related assets of transmission business, following the rates and methodology notified by the CERC.

Depreciation on following items of property, plant and equipment is provided based on estimated useful life as per technical assessment.

<b>Particulars</b>	<b>Useful life</b>
a. Computers & Peripherals	3 Years
b. Servers & Network Components	5 years

Residual value of above assets is considered as Nil.

Mobile phones are charged off in the year of purchase.

Property, plant and equipment costing ₹5,000/- or less, are fully depreciated in the year of acquisition.

Where the cost of depreciable property, plant and equipment has undergone a change due to increase/decrease in long term monetary items on account of exchange rate fluctuation, price adjustment, change in duties or similar factors, the unamortized balance of such asset is depreciated prospectively at the rates and methodology as specified by the CERC Tariff Regulations, except for telecom and consultancy business assets where residual life is determined on the basis of useful life of property, plant and equipment as specified in Schedule II of the Companies Act, 2013.

Depreciation on additions to/deductions from Property, Plant and Equipment during the year is charged on pro-rata basis from/up to the date on which the asset is available for use/disposed.

The residual values, useful lives and methods of depreciation for items of property, plant and equipment other than items of property, plant and equipment related to transmission business are reviewed at each financial year-end and adjusted prospectively, wherever required.

**Right of Use Assets:**

Right of Use assets are fully depreciated from the lease commencement date on a straight line basis over the lease term.

Leasehold land is fully amortized over lease period or life of the related plant whichever is lower in accordance with the rates and methodology specified in CERC Tariff Regulation. Leasehold land acquired on perpetual lease is not amortized.

**Intangible Assets**

Cost of software capitalized as intangible asset is amortized over the period of legal right to use or 3 years, whichever is less with Nil residual value.

Afforestation charges are amortized over thirty five years from the date of capitalization of related transmission assets following the rates and methodology notified by Central Electricity Regulatory Commission (CERC) Tariff Regulations.

Telecom Licenses are amortised on straight line basis over their respective useful lives.

Expenditure on development of 1200kv Transmission System shall be amortised over a period of 10 years.

Amortisation on additions to/deductions from Intangible Assets during the year is charged on pro-rata basis from/up to the date on which the asset is available for use/disposed.

The amortization period and the amortization method for an intangible asset are reviewed at each financial year-end and are accounted for as change in accounting estimates in accordance with Ind AS 8 "Accounting Policies, Changes in Accounting Estimates and Errors".

**2.7 Borrowing Costs**

All the borrowed funds (except short term funds for working capital) are earmarked to specific projects. The borrowing costs (including bond issue expenses, interest, discount on bonds, front end fee, guarantee fee, management fee etc.) are allocated to the projects in proportion to the funds so earmarked.

Exchange differences arising from foreign currency borrowing to the extent regarded as an adjustment to interest costs are treated as borrowing cost.

Borrowing costs directly attributable to the acquisition or construction of qualifying assets are capitalised (net of income on temporary deployment of funds) as part of the cost of such assets till the assets are ready for the intended use. Qualifying assets are assets which take a substantial period of time to get ready for their intended use.

All other borrowing costs are recognised in Statement of Profit and Loss in the period in which they are incurred.

**2.8 Impairment of non-financial assets**

The carrying amounts of the Company's non-financial assets are reviewed at each reporting date to determine whether there is any indication of impairment considering the provisions of Ind AS 36 'Impairment of Assets'. If any such indication exists, then the asset's recoverable amount is estimated.

The recoverable amount of an asset or cash-generating unit is the higher of its fair value less costs to disposal and its value in use. In assessing value in use, the estimated future cash flows are discounted to their present value using a pre-tax discount rate that reflects current market assessments of the time value of money and the risks specific to the asset for which the estimates of future cash flows have not been adjusted. For the purpose of impairment testing, assets that cannot be tested individually are grouped together into the smallest group of assets that generates cash inflows from continuing use that are largely independent of the cash inflows of other assets or groups of assets (the "cash-generating unit", or "CGU").

An impairment loss is recognized if the carrying amount of an asset or its CGU exceeds its estimated recoverable amount. Impairment losses are recognized in the statement of profit and loss. Impairment losses recognized in respect of CGUs are reduced from the carrying amounts of the assets of the CGU.

Impairment losses recognized in prior periods are assessed at each reporting date for any indications that the loss has decreased or no longer exists. An impairment loss is reversed if there has been a change in the estimates used to determine the recoverable amount. An impairment loss is reversed only to the extent that the asset's carrying amount does not exceed the carrying amount that would have been determined, net of depreciation or amortization, if no impairment loss had been recognized.

## 2.9 Cash and cash equivalents

Cash and cash equivalents include cash on hand and at bank, and deposits held at call with banks having a maturity of three months or less from the date of acquisition that are readily convertible to a known amount of cash and are subject to an insignificant risk of changes in value.

## 2.10 Inventories

Inventories are valued at lower of the cost, determined on weighted average basis and net realizable value.

Steel scrap and conductor scrap are valued at estimated realizable value or book value, whichever is less.

Spares which do not meet the recognition criteria as Property, Plant and Equipment, including spare parts whose cost is less than ₹500000/- are recorded as inventories.

Surplus materials as determined by the management are held for intended use and are included in the inventory.

The diminution in the value of obsolete, unserviceable and surplus stores and spares is ascertained on review and provided for.

## 2.11 Leases

Lease is a contract that conveys the right to control the use of an identified asset for a period of time in exchange for consideration.

To assess whether a contract conveys the right to control the use of an identified asset, the Company assesses whether: (i) the contract involves use of an identified assets, (ii) the customer has substantially all the economic benefits from the use of the asset through the period of the lease and (iii) the customer has the right to direct the use of the asset.

### i) As a Lessee

At the date of commencement of the lease, the Company recognises a right-of-use asset (ROU) and a corresponding lease liability for all lease arrangements in which it is a lessee, except for lease with a term of twelve months or less (i.e. short term leases) and leases for which the underlying asset is of low value. For these short-term and leases for which the underlying asset is of low value, the Company recognizes the lease payments on straight-line basis over the term of the lease.

Certain lease arrangements includes the options to extend or terminate the lease before the end of the lease term. ROU assets and lease liabilities includes these options when it is reasonably certain that they will be exercised.

The right-of-use assets are initially recognized at cost, which comprises the amount of the initial measurement of the lease liability adjusted for any lease payments made at or before the inception date of the lease along with any initial direct costs, restoration obligations and lease incentives received.

Subsequently, the right-of-use assets is measured at cost less any accumulated depreciation, accumulated impairment losses, if any and adjusted for any remeasurement of the lease liability. The Company applies Ind AS 36 to determine whether a ROU asset is impaired and accounts for any identified impairment loss as described in the accounting policy 2.8 on "Impairment of non-financial assets".

The lease liability is initially measured at present value of the lease payments that are not paid at that date.

The interest cost on lease liability is expensed in the Statement of Profit and Loss, unless eligible for capitalization as per accounting policy 2.7 on "Borrowing costs".

Lease liability and ROU asset have been separately presented in the financial statements and lease payments have been classified as financing cash flows.

### ii) As a Lessor

A lease is classified at the inception date as a finance lease or an operating lease.

#### a) Finance leases

A lease that transfers substantially all the risks and rewards incidental to ownership of an asset is classified as a finance lease.

State sector Unified Load Dispatch Centre (ULDC)/ Fiber Optic Communication Assets (FOC)/Bilateral line assets leased to the beneficiaries are considered as Finance Lease. Net investment in such leased assets are recorded as receivable at the lower of the fair value of the leased property and the present value of the minimum lease payments along with accretion in subsequent years is accounted for as Lease Receivables under current and non-current other financial assets. Wherever grant-in-aid is received for construction of State Sector ULDC, lease receivable is accounted for net of such grant.

The interest element of lease is accounted in the Statement of Profit and Loss over the lease period based on a pattern reflecting a constant periodic rate of return on the net investment as per the tariff notified by CERC.

FERV on foreign currency loans relating to leased assets is adjusted to the amount of lease receivables and is amortised over the remaining tenure of lease. FERV recovery (as per CERC norms) from the constituents is recognised net of such amortised amount.

### **b) Operating leases**

An operating lease is a lease other than a finance lease. Leases in which a significant portion of the risks and rewards of ownership are retained by the lessor are classified as operating leases.

For operating leases, the asset is capitalized as property, plant and equipment and depreciated over its economic life. Rental income from operating lease is recognized over the term of the arrangement.

## **2.12 Employee benefits**

### **2.12.1 Defined contribution plans**

A defined contribution plan is a post-employment benefit plan under which an entity pays fixed contributions into separate entities (Funds) and will have no legal or constructive obligation to pay further contributions, if the Fund does not hold sufficient assets to pay all employee's benefits related to employee service in the current and prior periods. Obligations for contribution to defined contribution plans are recognized as an employee benefits expense in the statement of profit and loss in the period during which services are rendered by employees.

The Company has a defined contribution pension scheme which is administered through a separate trust. The obligation of the Company is to contribute to the trust to the extent of amount not exceeding 30% of basic pay and dearness allowance less employer's contribution towards provident fund, gratuity, post-retirement medical facility (PRMF) or any other retirement benefits. The contributions to the fund for the year are recognized as an expense and charged to the statement of profit and loss.

### **2.12.2 Defined benefit plans**

A defined benefit plan is a post-employment benefit plan other than a defined contribution plan. The Company's liability towards gratuity, post-retirement medical facility, baggage allowance for settlement at home town after retirement, long service award on retirement and provident fund scheme to the extent of interest liability on provident fund contribution are in the nature of defined benefit plans.

The gratuity is funded by the Company and is managed by separate trust. The Company has Post-Retirement Medical Facility (PRMF), under which retired employee and the spouse are provided medical facilities in the Company empanelled hospitals. They can also avail treatment as out-patient subject to a ceiling fixed by the Company.

The Company pays fixed contribution to Provident Fund at predetermined rates to a separate trust, which invests the funds in permitted securities. The contributions to the fund for the year are recognized as expense and are charged to the statement of profit and loss. The obligation of the Company is limited to such fixed contributions and to ensure a minimum rate of interest on contributions to the members as specified by the Government of India (GoI).

The Company has schemes for payment of baggage allowance towards expenses for settlement at hometown for the superannuated employees & their dependents and for providing a Long Service Award to all regular employees of the Company on superannuation.

The Company's net obligation in respect of defined benefit plans is calculated separately for each plan by estimating the amount of future benefit that employees have earned in return for their service in the current and prior periods; that benefit is discounted to determine its present value. Any unrecognized past service costs and the fair value of any plan assets are deducted. The discount rate is based on the prevailing market yields of Indian government securities as at the reporting date that have maturity dates approximating the terms of the Company's obligations and that are denominated in the same currency in which the benefits are expected to be paid.

The calculation is performed annually by a qualified actuary using the projected unit credit method. When the calculation results in a benefit to the Company, the recognized asset is limited to the total of any unrecognized past service costs and the present value of economic benefits available in the form of any future refunds from the plan or reductions in future contributions to the plan. An economic benefit is available to the Company if it is realizable during the life of the plan, or on settlement of the plan liabilities. Any actuarial gains or losses are recognized in OCI in the period in which they arise and subsequently not reclassified to profit or loss.

When the benefits of a plan are improved, the portion of the increased benefit relating to past service by employees is recognized in the statement of profit and loss on a straight-line basis over the average period until the benefits become vested. To the extent that the benefits vest immediately, the expense is recognized immediately in the statement of profit and loss.

### **2.12.3 Other long-term employee benefits**

Benefits under the Company's leave encashment and employee family economic rehabilitation scheme constitute other long term employee benefits.

The Company's net obligation in respect of leave encashment is the amount of future benefit that employees have earned in return for their service in the current and prior periods; that benefit is discounted to determine its present value. The discount rate is based on the prevailing market yields of Indian government securities as at the reporting date that have maturity dates approximating the terms of the Company's obligations. The calculation is performed using the projected unit credit method. Any actuarial gains or losses are recognized in the statement of profit and loss in the period in which they arise.

As per 'POWERGRID Employee Family Economic Rehabilitation Scheme', which is optional, in the event of death or permanent total disability of an employee, the dependent(s) or the employee, as the case may be, is paid a fixed amount based on the last salary drawn by the employee till the notional date of superannuation of the employee upon depositing the final provident fund and gratuity amount which will be interest free.

#### 2.12.4 Short-term benefits

Short term employee benefit obligations are measured on an undiscounted basis and are expensed as the related service is provided.

A liability is recognized for the amount expected to be paid under performance related pay if the Company has a present legal or constructive obligation to pay this amount as a result of past service provided by the employee and the obligation can be estimated reliably.

#### 2.13 Financial instruments

A financial instrument is any contract that gives rise to a financial asset of one entity and a financial liability or equity instrument of another entity.

##### Financial Assets

##### Classification

The Company classifies its financial assets in the following categories:

- at amortised cost,
- at fair value through other comprehensive income

The classification depends on the following:

- the entity's business model for managing the financial assets and
- the contractual cash flow characteristics of the financial asset

##### Initial recognition and measurement

All financial assets are recognised initially at fair value plus, in the case of financial assets not recorded at fair value through profit or loss, transaction costs, if any, that are attributable to the acquisition of the financial asset.

##### Subsequent measurement

**Debt Instruments at Amortised cost:** Assets that are held for collection of contractual cash flows where those cash flows represent solely payments of principal and interest are measured at amortised cost. A gain or loss on a debt investment that is subsequently measured at amortised cost is recognised in profit or loss when the asset is derecognised or impaired. Interest income from these financial assets is included in finance income using the effective interest rate method.

**Debt Instruments at Fair value through other comprehensive income (FVOCI):** Assets that are held for collection of contractual cash flows and for selling the financial assets, where the assets' cash flows represent solely payments of principal and interest, are measured at fair value through other comprehensive income (FVOCI). On derecognition of the asset, cumulative gain or loss previously recognised in OCI is reclassified from the equity to profit and loss. Interest income from these financial assets is included in finance income using the effective interest rate method.

##### Equity investments

All equity investments in scope of Ind AS 109 'Financial Instruments' are measured at fair value. The company may, on initial recognition, make an irrevocable election to present subsequent changes in the fair value in other comprehensive income (FVOCI) on an instrument by-instrument basis.

For equity instruments classified as at FVOCI, all fair value changes on the instrument, excluding dividends are recognized in the OCI. There is no recycling of the amounts from OCI to Profit or Loss, even on sale of investment. However, the Company may transfer the cumulative gain or loss within equity.

##### Derecognition of financial assets

A financial asset is derecognized only when

- i) The right to receive cash flows from the asset have expired, or
- ii)
  - a) The company has transferred the rights to receive cash flows from the financial asset (or) retains the contractual rights to receive the cash flows of the financial assets, but assumes a contractual obligation to pay the cash flows to one or more recipients and
  - b) the company has transferred substantially all the risks and rewards of the asset (or) the company has neither transferred nor retained substantially all the risks and rewards of the asset, but has transferred control of the asset.

The difference between the carrying amount and the amount of consideration received/receivable is recognised in the Statement of Profit and Loss.

##### Impairment of financial assets:

For trade receivables and unbilled revenue, the company applies the simplified approach required by Ind AS 109 Financial Instruments, which requires expected lifetime losses to be recognised from initial recognition of the receivables.

For recognition of impairment loss on other financial assets and risk exposure, the company determines whether there has been a significant increase in the credit risk since initial recognition. If credit risk has not increased significantly, 12-month Expected Credit Loss (ECL) is used to provide for impairment loss. However, if credit risk has increased significantly, lifetime ECL is used. If, in a subsequent



period, credit quality of the instrument improves such that there is no longer a significant increase in credit risk since initial recognition, then the entity reverts to recognizing impairment loss allowance based on 12 -month ECL.

### **Financial Liabilities**

Financial liabilities of the Company are contractual obligation to deliver cash or another financial asset to another entity or to exchange financial assets or financial liabilities with another entity under conditions that are potentially unfavourable to the Company.

The Company's financial liabilities include loans & borrowings, trade and other payables.

### **Classification, initial recognition and measurement**

Financial liabilities are recognised initially at fair value minus transaction costs that are directly attributable to the issue of financial liabilities.

### **Subsequent measurement**

After initial recognition, financial liabilities are subsequently measured at amortised cost using the EIR method. Amortised cost is calculated by taking into account any discount or premium on acquisition and fees or costs that are an integral part of the effective interest rate (EIR). Any difference between the proceeds (net of transaction costs) and the redemption amount is recognised in the Statement of Profit and Loss over the period of the borrowings using the EIR. Gains and losses are recognised in Statement of Profit and Loss when the liabilities are derecognised.

The EIR amortisation is included as finance costs in the Statement of Profit and Loss.

### **Derecognition of financial liability**

A financial liability is derecognised when the obligation under the liability is discharged or cancelled or expires. When an existing liability is replaced by another from the same lender on substantially different terms, or the terms of an existing liability are substantially modified, such an exchange or modification is treated as the derecognition of the original liability and the recognition of a new liability. The difference between the carrying amount of a financial liability that has been extinguished or transferred to another party and the consideration paid, including any non-cash assets transferred or liabilities assumed, is recognised in Statement of Profit and Loss as other income or finance cost.

### **Offsetting of financial instruments**

Financial assets and financial liabilities are offset and the net amount is reported in the Balance Sheet if there is a currently enforceable legal right to offset the recognised amounts and there is an intention to settle on a net basis, to realise the assets and settle the liabilities simultaneously.

## **2.14 Investment in Subsidiaries**

A subsidiary is an entity controlled by the Company. Control exists when the Company has power over the entity, is exposed, or has rights to variable returns from its involvement with the entity and has the ability to affect those returns by using its power over the entity.

Power is demonstrated through existing rights that give the ability to direct relevant activities, those which significantly affect the entity's returns.

Investments in subsidiaries are carried at cost less impairment, if any. The cost comprises price paid to acquire investment and directly attributable cost.

## **2.15 Investment in Joint Ventures and Associates**

A joint venture is a type of joint arrangement whereby the parties that have joint control of the arrangement have rights to the net assets of the joint venture. Joint control is the contractually agreed sharing of control of an arrangement, which exists only when decisions about the relevant activities require unanimous consent of the parties sharing control.

The investment in joint ventures and associates are carried at cost less impairment, if any. The cost comprises price paid to acquire investment and directly attributable cost.

## **2.16 Foreign Currency Translation**

### **(a) Functional and presentation currency**

Items included in the financial statements of the Company are measured using the currency of the primary economic environment in which the Company operates ('the functional currency'). The financial statements are presented in Indian Rupees (Rupees or ₹), which is the Company's functional and presentation currency.

### **(b) Transactions and balances**

Transactions in foreign currencies are initially recorded at the exchange rates prevailing on the date of the transaction. Foreign currency monetary items are translated with reference to the rates of exchange ruling on the date of the Balance Sheet. Non-Monetary items denominated in foreign currency are reported at the exchange rate ruling on the date of initial recognition of the non-monetary prepayment asset or deferred income liability, or the date that related item is recognized in the financial statements, whichever is earlier. In case the transaction is recognized in stages, then transaction date is established for each stage.

Foreign exchange gains and losses (other than related to foreign currency loans outstanding) are presented in the statement of profit and loss on a net basis within other gains/ (losses).

The Company has availed the exemption available in Ind AS 101, to continue the policy adopted for accounting for exchange differences arising from translation of long-term foreign currency monetary liabilities outstanding as on March 31, 2016.

#### **Foreign currency loans outstanding as on March 31, 2016:**

Foreign Exchange Rate Variation (FERV) arising on settlement / translation of such foreign currency loans relating to property, plant and equipment/ capital work-in-progress is adjusted to the carrying cost of related assets and is recoverable/payable from the beneficiaries on actual payment basis as per Central Electricity Regulatory Commission (CERC) norms w.e.f. 1st April, 2004 or Date of Commercial Operation (DOCO) whichever is later. The above FERV to the extent recoverable or payable as per the CERC norms is accounted for as follows:

- i) FERV recoverable/payable adjusted to carrying cost of property, plant and equipment is accounted for as 'Deferred foreign currency fluctuation asset/liability a/c' with a corresponding credit/debit to 'Deferred income/expenditure from foreign currency fluctuation a/c'.
- ii) 'Deferred income/expenditure from foreign currency fluctuation a/c' is amortized in the proportion in which depreciation is charged on such FERV.
- iii) The amount recoverable/payable as per CERC norms on year to year basis is adjusted to the 'Deferred foreign currency fluctuation asset/liability a/c' with corresponding debit / credit to the trade receivables.

FERV earlier charged to Statement of Profit and Loss & included in the capital cost for the purpose of tariff is adjusted against 'Deferred foreign currency fluctuation asset/liability a/c'.

FERV arising out of settlement/translation of long term monetary items (other than foreign currency loans) relating to Property Plant & Equipment /CWIP is adjusted in the carrying cost of related assets.

FERV arising during the construction period from settlement/translation of monetary items (other than non-current loans) denominated in foreign currency to the extent recoverable/payable to the beneficiaries as capital cost as per CERC tariff Regulation are accounted as Regulatory Deferral Account Balances. Transmission charges recognised on such amount is adjusted against above account. Other exchange differences are recognized as income or expenses in the period in which they arise.

#### **Foreign currency loans drawn on or after April 1, 2016:**

Exchange differences arising from foreign currency borrowing to the extent regarded as an adjustment to interest costs are treated as borrowing cost. Other exchange differences are recognized in the Statement of Profit and Loss.

Exchange difference to the extent recoverable as per CERC tariff regulations are recognized as Regulatory Deferral Account Balances through Statement of Profit and Loss.

### **2.17 Income Tax**

Income tax expense represents the sum of current and deferred tax. Tax is recognised in the Statement of Profit and Loss, except to the extent that it relates to items recognised directly in equity or other comprehensive income. In this case the tax is also recognised directly in equity or in other comprehensive income.

#### **Current income tax**

The Current Tax is based on taxable profit for the year under the tax laws enacted and applicable to the reporting period in the countries where the company operates and generates taxable income and any adjustment to tax payable in respect of previous years.

#### **Deferred tax**

Deferred tax is recognised on temporary differences between the carrying amounts of assets and liabilities in the company's financial statements and the corresponding tax bases used in the computation of taxable profit and is accounted for using the Balance Sheet method. Deferred tax assets are generally recognised for all deductible temporary differences, unused tax losses and unused tax credits to the extent that it is probable that future taxable profits will be available against which those deductible temporary differences, unused tax losses and unused tax credits can be utilised. The carrying amount of deferred tax assets is reviewed at each Balance Sheet date and reduced to the extent that it is no longer probable that sufficient taxable profits will be available against which the temporary differences can be utilised.

Deferred tax assets and liabilities are measured at the tax rates that are expected to apply in the period in which the liability is settled or the asset realised, based on tax rates (and tax laws) that have been enacted or substantively enacted by the Balance Sheet date.

Deferred tax assets and liabilities are offset if there is a legally enforceable right to offset current tax liabilities and assets, and they relate to income taxes levied by the same tax authority.

Deferred tax assets include Minimum Alternative Tax (MAT) paid in accordance with the tax laws in India, which is likely to give future economic benefits in the form of availability of set off against future income tax liability. MAT is recognised as deferred tax asset in the balance sheet when the asset can be measured reliably and it is probable that the future economic benefit associated with the asset will be realised.

### **2.18 Regulatory Deferral Account Balances**

Certain expenses and income, allowed under CERC regulations to be reimbursed by/passed on to beneficiaries in future, are to be accounted in the Statement of Profit and Loss as per the provisions of Ind AS 114 'Regulatory Deferral Accounts'. Such expenses and income, to the extent recoverable /payable as part of tariff under CERC Regulations are treated as Regulatory Deferral Assets/Liabilities.

## ANNUAL REPORT 2019-20

The Company presents separate line items in the Balance Sheet for:

- (a) the total of all Regulatory Deferral Account Debit Balances; and
- (b) the total of all Regulatory Deferral Account Credit Balances.

A separate line item is presented in the profit or loss section of the Statement of Profit and Loss for the net movement in all Regulatory Deferral Account Balances for the reporting period.

Regulatory deferral accounts balances are adjusted in the year in which the same become recoverable from or payable to the beneficiaries.

### 2.19 Revenue

Revenue is measured based on the consideration specified in a contract with a customer and excludes amounts collected on behalf of third parties. The Company recognizes revenue when it transfers control over a product or service to a customer.

#### Significant Financing Component

Where the period between the transfer of the promised goods or services to the customer and payment by the customer exceeds one year, the Company assesses the effects of significant financing component in the contract. As a consequence, the Company makes adjustment in the transaction prices for the effects of time value of money.

#### 2.19.1 Revenue from Operations

##### Transmission

Transmission Income is accounted for based on tariff orders notified by the CERC. In case of transmission projects where final tariff orders are yet to be notified, transmission income is accounted for on provisional basis as per tariff regulations and orders of the CERC in similar cases. Difference, if any, is accounted on issuance of final tariff orders by the CERC. Transmission Income in respect of additional capital expenditure incurred after the date of commercial operation is accounted for based on expenditure incurred on year to year basis as per CERC tariff regulations. As at each reporting date, transmission income includes an accrual for services rendered to the customers but not yet billed i.e. Unbilled Revenue.

Rebates allowed to beneficiaries as early payment incentives are deducted from the amount of revenue.

The Transmission system incentive / disincentive is accounted for based on certification of availability by the respective Regional Power Committees (RPCs) and in accordance with the CERC tariff regulations. Where certification by RPCs is not available, incentive/disincentive is accounted for on provisional basis as per estimate of availability by the company and differences, if any is accounted upon certification by RPCs.

Advance against depreciation (AAD), forming part of tariff pertaining upto the block period 2004-09, to facilitate repayment of loans, was reduced from transmission income and considered as deferred income to be included in transmission income in subsequent years. The outstanding deferred income in respect of AAD is recognized as transmission income, after twelve years from the end of the financial year in which the asset was commissioned, to the extent depreciation recovered in the tariff during the year is lower than depreciation charged in the accounts.

##### Telecom Services

Income from Telecom Services, net of downtime credit, is recognised on the basis of terms of agreements/purchase orders from the customers. Upfront fee received in advance under long term contracts providing Indefeasible Right to Use (IRU), is recognised as revenue on the basis of estimation of revenue over the period of contract

##### Consultancy Services

In respect of 'Cost-plus-consultancy contracts', involving execution on behalf of the client, revenue is recognized in proportion to the stage of completion of the work performed at the reporting date, which is determined based on input method.

Income from other consultancy contracts are accounted for on technical assessment of progress of services rendered.

#### 2.19.2 Other Income

Interest income is recognized, when no significant uncertainty as to measurability or collectability exists, on a time proportion basis taking into account the amount outstanding and the applicable interest rate, using the effective interest rate method (EIR).

Surcharge recoverable from trade receivables, liquidated damages, warranty claims and interest on advances to suppliers are recognized when no significant uncertainty as to measurability and collectability exists.

Application Fees towards Long Term Open Access (LTOA) as per CERC Guidelines is accounted for on receipt.

Scrap other than steel scrap & conductor scrap are accounted for as and when sold.

Dividend income is recognized when right to receive payment is established.

Insurance claims for loss of profit are accounted for in the year of acceptance. Other insurance claims are accounted for based on certainty of realization.

Revenue from rentals and operating leases is recognized on an accrual basis in accordance with the substance of the relevant agreement.

## 2.20 Government Grants

Grants-in-aid from Central Government or other authorities towards capital expenditure for projects, betterment of transmission systems and specific depreciable assets initially are treated as deferred income when there is a reasonable assurance that they will be received and the Company will comply with the conditions associated with the grant. Deferred Income is recognized in the Statement of Profit and Loss over the useful life of related asset in proportion to which depreciation on these assets is provided.

Grants that compensate the Company for expenses incurred are recognized over the period in which the related costs are incurred and deducted from the related expenses.

## 2.21 Dividends

Annual dividend distribution to the shareholders is recognised as a liability in the period in which the dividends are approved by the shareholders. Any interim dividend paid is recognised on approval by Board of Directors. Dividend payable and corresponding tax on dividend distribution is recognised directly in equity.

## 2.22 Provisions and Contingencies

### a) Provisions

Provisions are recognised when the Company has a present obligation (legal or constructive) as a result of a past event, it is probable that an outflow of resources embodying economic benefits will be required to settle the obligation and a reliable estimate can be made of the amount of the obligation. If the effect of the time value of money is material, provisions are discounted. Unwinding of the discount is recognised in the Statement of Profit and Loss as a finance cost. Provisions are reviewed at each Balance Sheet date and are adjusted to reflect the current best estimate.

### b) Contingencies

Contingent liabilities are disclosed on the basis of judgment of the management / independent experts. These are reviewed at each balance sheet date and are adjusted to reflect the current management estimate.

Contingent liabilities are disclosed when there is a possible obligation arising from past events, the existence of which will be confirmed only by the occurrence or non-occurrence of one or more uncertain future events not wholly within the control of the Company or a present obligation that arises from past events where it is either not probable that an outflow of resources will be required to settle or a reliable estimate of the amount cannot be made. Information on contingent liability is disclosed in the Notes to the Financial Statements.

Contingent assets are possible assets that arise from past events and whose existence will be confirmed only by the occurrence or non-occurrence of one or more uncertain future events not wholly within the control of the Company. Contingent assets are disclosed in the financial statements when inflow of economic benefits is probable on the basis of judgment of management. These are assessed continually to ensure that developments are appropriately reflected in the financial statements.

## 2.23 Share capital and Other Equity

Ordinary shares are classified as equity.

Incremental costs directly attributable to the issue of new shares are shown in equity as a deduction, net of tax, from the proceeds.

Self-insurance reserve is created @ 0.12% p.a. on Gross Block of Property, Plant and Equipment except ROU assets and assets covered under insurance as at the end of the year by appropriation of current year profit to mitigate future losses from un-insured risks and for taking care of contingencies in future by procurement of towers and other transmission line materials including strengthening of towers and equipment of AC substation. The Reserve created as above is shown as "Self Insurance Reserve" under 'Other Equity'.

## 2.24 Prior Period Items

Material prior period errors are corrected retrospectively by restating the comparative amounts for prior period presented in which the error occurred or if the error occurred before the earliest period presented, by restating the opening statement of financial position.

## 2.25 Operating Segments

The Board of Directors is the Company's 'Chief Operating Decision Maker' or 'CODM' within the meaning of Ind AS 108 'Operating Segments'. CODM monitors the operating results of its business segments separately for the purpose of making decisions about resource allocation and performance assessment. Segment performance is evaluated based on profit or loss and is measured consistently with profit or loss in the financial statements.

The operating segments have been identified on the basis of the nature of products / services.

- Segment revenue includes sales and other income directly identifiable with / allocable to the segment including inter-segment transactions.
- Expenses that are directly identifiable with / allocable to segments are considered for determining the segment result. Expenses which relate to the Company as a whole and not allocable to segments are included under unallocable expenditure.
- Income which relates to the Company as a whole and not allocable to segments is included in unallocable income.
- Segment assets and liabilities include those directly identifiable with the respective segments. Unallocable assets and liabilities represent the assets and liabilities that relate to the Company as a whole and not allocable to any segment.

- Segment capital expenditure is the total cost incurred during the period to acquire property, plant and equipment, and intangible assets.

### 2.26 Earnings per Share

Basic earnings per share is computed using the net profit or loss for the year attributable to the shareholders and weighted average number of shares outstanding during the year.

Diluted earnings per share is computed using the net profit or loss for the year attributable to the shareholders and weighted average number of equity and potential equity shares outstanding during the year, except where the result would be anti-dilutive.

Additionally, basic and diluted earnings per share are computed using the earnings amounts excluding the movements in Regulatory Deferral Account Balances.

### 2.27 Statement of Cash Flows

Statement of Cash flows is prepared as per indirect method prescribed in the Ind AS 7 'Statement of Cash Flows'.

## 3. Critical Estimates and Judgments

The preparation of financial statements requires the use of accounting estimates which may significantly vary from the actual results. Management also needs to exercise judgment while applying the company's accounting policies.

This note provides an overview of the areas that involved a higher degree of judgment or complexity, and of items which are more likely to be materially adjusted due to estimates and assumptions turning out to be different than those originally assessed.

### The areas involving critical estimates or judgments are:

#### Revenue Recognition:

Transmission income is accounted for based on tariff orders notified by the CERC. In case of transmission projects where final tariff orders are yet to be notified, transmission income is accounted for as per tariff regulations and other orders of the CERC in similar cases. Differences, if any, are accounted on issuance of final tariff orders by the CERC. Transmission income in respect of additional capital expenditure incurred after the date of commercial operation is accounted for based on expenditure incurred on year to year basis as per CERC tariff regulations.

#### Regulatory Deferral Balances:

Recognition of Regulatory Deferral Balances involves significant judgments including about future tariff regulations since these are based on estimation of the amounts expected to be recoverable/payable through tariff in future.

#### Estimation of defined benefit obligation

Estimation of defined benefit obligation involves certain significant actuarial assumptions which are listed in Note 64.

Estimates and judgments are periodically evaluated. They are based on historical experience and other factors, including expectations of future events that may have a financial impact on the company and that are believed to be reasonable under the circumstances.

#### Useful life of property, plant and equipment

The estimated useful life of property, plant and equipment is based on a number of factors including the effects of obsolescence, demand, competition and other economic factors (such as the stability of the industry and known technological advances) and the level of maintenance expenditures required to obtain the expected future cash flows from the asset.

The Company reviews at the end of each reporting date the useful life of plant and equipment, other than the assets of transmission business which are governed by CERC Regulations, and are adjusted prospectively, if appropriate.

#### Provisions and contingencies

The assessments undertaken in recognizing provisions and contingencies have been made in accordance with Ind AS 37 "Provisions, Contingent Liabilities and Contingent Assets". The evaluation of the likelihood of the contingent events has required best judgment by management regarding the probability of exposure to potential loss. Should circumstances change following unforeseeable developments, this likelihood could alter.

#### Estimation of uncertainties relating to the global health pandemic from COVID-19:

In assessing the recoverability of trade receivables, unbilled revenue and investments, the company has considered internal and external information up to the date of approval of these financial statements including credit reports and economic forecasts. In view of the nature of the Company's business, the regulated tariff mechanism applicable to the major part of the company's revenue and based on the current indicators of future economic conditions, the company expects to recover the carrying amount of these assets.

## Note 4/Property, Plant and Equipment

(₹ in crore)

Particulars	Cost				Accumulated depreciation				Net Book Value			
	As at 1 <sup>st</sup> April, 2019	Initial recognition/Reclassification on account of adoption of Ind AS 116	Additions during the year	Disposal	Adjustment during the year	As at 31 <sup>st</sup> March, 2020	Reclassification on account of adoption of Ind AS 116	Additions during the year	Disposal	Adjustment during the year	As at 31 <sup>st</sup> March, 2020	As at 31 <sup>st</sup> March, 2019
<b>Land</b>												
a) Freehold	2,227.26	-	24.94	-	(0.51)	<b>2,252.71</b>	-	-	-	-	<b>2,252.71</b>	2,227.26
b) Leasehold	438.18	(438.18)	-	-	-	-	42.75	(42.75)	-	-	-	395.43
<b>Buildings</b>												
a) Sub-Stations & Office	1,510.04	-	157.51	-	(0.03)	<b>1,667.58</b>	157.26	60.24	-	0.01	<b>217.49</b>	1,352.78
b) Township	587.80	-	49.20	-	1.61	<b>635.39</b>	87.67	26.68	-	-	<b>114.35</b>	500.13
Temporary Erection	1.02	-	0.16	-	(0.01)	<b>1.19</b>	0.95	0.18	-	(0.01)	<b>0.05</b>	0.07
Roads & Bridges	172.67	-	8.93	-	(1.37)	<b>182.97</b>	29.15	7.44	-	(0.07)	<b>146.31</b>	143.52
Water Supply Drainage & Sewerage	98.40	-	2.56	-	(0.04)	<b>101.00</b>	17.19	4.31	-	-	<b>79.50</b>	81.21
<b>Plant &amp; Equipment</b>												
a) Transmission	121,779.93	-	6,267.34	14.44	(1,289.62)	<b>129,322.45</b>	21,262.21	6,929.95	3.71	0.44	<b>28,188.01</b>	100,517.72
b) Sub-station	65,811.96	-	8,345.63	18.01	(641.61)	<b>74,781.19</b>	11,096.12	3,989.40	-	(2.49)	<b>15,088.01</b>	54,715.84
c) Unified Load Despatch & Communication	950.03	-	164.76	-	(1.90)	<b>1,116.69</b>	203.93	70.51	-	-	<b>842.25</b>	746.10
d) Telecom	1,117.92	-	150.05	0.40	(13.66)	<b>1,281.23</b>	401.07	106.05	0.22	(0.32)	<b>774.01</b>	716.85
Furniture Fixtures	130.34	-	10.84	0.20	0.20	<b>140.78</b>	28.96	9.41	0.08	0.02	<b>38.27</b>	101.38
Vehicles	2.90	-	0.25	0.37	-	<b>2.78</b>	1.32	0.21	0.30	0.04	<b>1.19</b>	1.58
Office equipment	210.93	-	17.39	0.18	0.07	<b>228.07</b>	41.04	14.57	0.03	0.03	<b>172.52</b>	169.89
Electronic Data Processing & Word Processing Machines	110.69	-	55.48	0.88	0.08	<b>165.21</b>	75.83	24.84	0.43	0.04	<b>65.01</b>	34.86
Construction and Workshop equipment	298.14	-	46.75	-	0.75	<b>344.14</b>	59.64	19.07	-	(0.07)	<b>265.36</b>	238.50
Electrical Installation	106.03	-	38.90	0.01	0.03	<b>144.89</b>	23.41	8.22	-	0.02	<b>113.28</b>	82.62
Laboratory Equipments	47.50	-	33.43	0.02	-	<b>80.91</b>	12.52	4.41	-	-	<b>63.98</b>	34.98
Workshop & Testing Equipments	233.46	-	58.85	-	-	<b>292.31</b>	25.70	14.40	-	(0.03)	<b>252.18</b>	207.76
Miscellaneous Assets/ Equipments	0.16	-	0.30	-	0.03	<b>0.43</b>	0.02	0.04	-	-	<b>0.06</b>	0.14
Right-of-use (ROU) Assets												
a) ROU Assets- Leasehold Land	-	449.58	8.51	-	(2.34)	<b>460.43</b>	-	42.75	-	0.03	<b>404.60</b>	-
b) ROU Asset- Buildings	-	8.41	0.93	0.01	(0.18)	<b>9.51</b>	-	3.73	0.01	(0.04)	<b>5.75</b>	-
c) ROU Asset- Plant & Machinery- Telecom	-	0.05	0.15	-	0.14	<b>0.06</b>	-	0.06	-	0.03	<b>0.03</b>	-
<b>Total</b>	<b>195,835.36</b>	<b>19.86</b>	<b>15,442.86</b>	<b>34.52</b>	<b>(1,948.36)</b>	<b>213,211.92</b>	<b>33,566.74</b>	<b>11,306.83</b>	<b>4.78</b>	<b>(2.37)</b>	<b>44,871.16</b>	<b>162,266.62</b>
Less: Provision for assets discarded	1.74	-	-	-	-	<b>1.74</b>	-	-	-	-	<b>1.74</b>	-
<b>Grand Total</b>	<b>195,833.62</b>	<b>19.86</b>	<b>15,442.86</b>	<b>34.52</b>	<b>(1,948.36)</b>	<b>213,210.18</b>	<b>33,566.74</b>	<b>11,306.83</b>	<b>4.78</b>	<b>(2.37)</b>	<b>44,871.16</b>	<b>162,266.88</b>

## Note 4/Property, Plant and Equipment (Contd.)

Particulars	Cost				Accumulated depreciation				Net Book Value			
	As at 1 <sup>st</sup> April, 2018	Additions during the year	Disposal	Adjustment during the year	As at 31 <sup>st</sup> March, 2019	As at 1 <sup>st</sup> April, 2018	Additions during the year	Disposal	Adjustment during the year	As at 31 <sup>st</sup> March, 2019	As at 31 <sup>st</sup> March, 2018	
<b>Land</b>												
a) Freehold	2,179.20	48.06	-	-	2,227.26	-	-	-	-	2,227.26	2,179.20	
b) Leasehold	305.72	132.46	-	-	438.18	31.22	11.53	-	-	395.43	274.50	
<b>Buildings</b>												
a) Sub-Stations & Office	1,281.79	218.06	-	(10.19)	1,510.04	103.46	53.74	-	(0.06)	1,352.78	1,178.33	
b) Township	514.94	72.19	-	(0.67)	587.80	63.75	23.91	-	(0.01)	500.13	451.19	
Temporary Erection	0.95	0.07	-	-	1.02	0.94	0.01	-	-	0.07	0.01	
Roads & Bridges	163.90	8.76	-	(0.01)	172.67	21.99	7.16	-	-	143.52	141.91	
Water Supply Drainage & Sewerage	96.54	1.50	-	(0.36)	98.40	12.87	4.32	-	-	81.21	83.67	
<b>Plant &amp; Equipment</b>												
a) Transmission	109,907.90	11,038.38	45.99	(879.64)	121,779.93	14,832.94	6,442.16	17.83	(4.94)	100,517.72	95,074.96	
b) Sub-station	58,240.88	7,268.68	66.25	(368.65)	65,811.96	7,537.79	3,591.27	33.88	(0.94)	54,715.84	50,703.09	
c) Unified Load Despatch & Communication	755.98	206.62	-	12.57	950.03	149.96	56.25	-	2.28	746.10	606.02	
d) Telecom	1,057.15	43.20	-	(17.57)	1,117.92	289.87	102.63	-	(8.57)	716.85	767.28	
Furniture Fixtures	109.52	21.14	0.25	0.07	130.34	20.50	8.54	0.06	0.02	101.38	89.02	
Vehicles	3.33	0.28	0.71	-	2.90	1.11	0.32	0.16	(0.05)	1.58	2.22	
Office equipment	190.20	18.84	0.37	(2.26)	210.93	27.17	13.43	0.13	(0.57)	169.89	163.03	
Electronic Data Processing & Word Processing Machines	91.47	20.71	1.66	(0.17)	110.69	56.24	21.10	1.59	(0.08)	34.86	35.23	
Construction and Workshop equipment	286.30	13.07	1.25	(0.02)	298.14	42.33	17.58	0.64	(0.37)	238.50	243.97	
Electrical Installation	92.79	13.24	-	-	106.03	17.58	5.83	-	-	82.62	75.21	
Laboratory Equipments	45.46	2.44	0.40	-	47.50	9.53	3.02	0.03	-	34.98	35.93	
Workshop & Testing Equipments	155.78	79.50	0.14	1.68	233.46	14.95	10.78	0.03	-	207.76	140.83	
Miscellaneous Assets/Equipments	0.04	0.11	-	(0.01)	0.16	0.01	0.01	-	-	0.14	0.03	
<b>Total</b>	<b>175,479.84</b>	<b>19,207.31</b>	<b>117.02</b>	<b>(1,265.23)</b>	<b>195,835.36</b>	<b>23,234.21</b>	<b>10,373.59</b>	<b>54.35</b>	<b>(13.29)</b>	<b>33,566.74</b>	<b>162,268.62</b>	<b>152,245.63</b>
Less: Provision for assets discarded	1.74	-	-	-	1.74	-	-	-	-	1.74	-	1.74
<b>Grand Total</b>	<b>175,478.10</b>	<b>19,207.31</b>	<b>117.02</b>	<b>(1,265.23)</b>	<b>195,833.62</b>	<b>23,234.21</b>	<b>10,373.59</b>	<b>54.35</b>	<b>(13.29)</b>	<b>33,566.74</b>	<b>162,266.88</b>	<b>152,243.89</b>

## Note 4/Property, Plant and Equipment (Contd.)

### Further Notes:

- a) The Company owns 7350 hectare (Previous Year 7172 hectare) of land amounting to ₹2713.14crore (Previous Year ₹2665.44crore) which has been classified into freehold land 6257 hectare (Previous Year 6100 hectare) amounting to ₹2252.71crore (Previous Year ₹2227.26crore) and Right of Use - leasehold land 1093 hectare (Previous Year 1072 hectare) amounting to ₹460.43crore (Previous Year ₹438.18crore) based on available documentation.
- b) Freehold land acquired by the company includes 188.93 hectare (Previous Year 189.11 hectare) amounting to ₹149.17crore (Previous Year ₹146.01crore) in respect of which conveyance deed in favour of the company is pending and 84.59 hectare (Previous Year 118.00 hectare) amounting to ₹52.03crore (Previous Year ₹58.76crore) in respect of land acquired by the company for which only mutation in revenue records is pending.
  - i) The land classified as Right of Use - leasehold land held in the state of Jammu and Kashmir with area of 113.88 hectare (Previous Year 113.88 hectare) amounting to ₹94.01crore (Previous Year ₹85.51crore) is acquired by state government as per procedures under State Land Acquisition Act. As per prevailing law the state government remains the owner of the land so acquired and company is only given possession for the specific use.
  - ii) The transmission system situated in the state of Jammu and Kashmir have been taken over by the company w.e.f. 1st April 1993 from National Hydroelectric Power Corporation of India Limited (NHPC) upon mutually agreed terms pending completion of legal formalities.
  - iii) Right of Use - leasehold land includes area of 2.65 hectare (Previous Year 2.65 hectare) amounting to ₹12.36crore (Previous Year ₹12.36crore) in respect of land in Chamba (HP) acquired from NHPC by the company for which legal formalities are pending.
  - iv) Right of Use - leasehold land other than above includes 142.87 hectare (Previous Year 133.91 hectare) amounting to ₹185.88crore (Previous Year ₹185.86crore) in respect of which lease agreements/ legal formalities are pending.
- d) Right of Use - leasehold land includes area of 0.41 hectare (Previous Year 0.41 hectare) amounting to ₹7.64crore (Previous Year ₹7.64crore) in respect of land acquired for office complex on perpetual lease basis and hence not amortised.
- e) Township building includes ₹2.95crore (Previous Year ₹2.95crore) for 28 flats (Previous Year 28 flats) at Mumbai, for which registration in favour of the company is pending. Out of the above flats, 17 flats are occupied by employees of M/S Power System Operation Corporation Ltd.
- f) 5.63 hectare (Previous Year 5.63 hectare) having value of ₹0.04crore (Previous Year ₹0.04crore) has been transferred to National High Power Test Laboratory Pvt. Ltd. on right to use without granting ownership.
- g) Refer note no. 50 for disclosure on Right of Use Assets as per Ind AS 116 – “Leases”.
- h) Refer note no. 23 for information on property, plant and equipment pledged as security by the company.



## ANNUAL REPORT 2019-20

### Note 5/Capital work in progress

(₹ in crore)

Particulars	As at 1 <sup>st</sup> April, 2019	Additions during the year	Adjustments	Capitalised during the year	As at 31 <sup>st</sup> March, 2020
<b>Land</b>					
Development of land	6.44	3.68	-	9.94	0.18
<b>Buildings</b>					
a) Sub-Stations & Office	98.15	60.68	2.13	61.03	95.67
b) Township	115.73	73.84	11.46	41.34	136.77
Roads & Bridges	18.27	8.94	0.69	1.18	25.34
Water Supply Drainage and Sewerage	3.54	1.85	-	0.22	5.17
<b>Plant &amp; Equipments (including associated civil works)</b>					
a) Transmission	9597.94	5390.72	-	5371.84	9616.82
b) Sub-Station	9864.47	9543.74	-	7535.00	11873.21
c) Unified Load Despatch & Communication	478.34	145.78	-	253.47	370.65
d) Telecom	75.32	110.34	-	85.99	99.67
Other office equipments	9.83	23.81	31.65	-	1.99
Electrical Installations	3.44	2.09	-	2.92	2.61
Construction Stores (Net of Provision)	10462.16	5738.53	11743.20	-	4457.49
<b>Expenditure pending allocation</b>					
i) Survey, investigation, consultancy & supervision Charges	6.43	2.70	-	2.97	6.16
ii) Difference in Exchange on foreign currency loans	127.33	84.76	-	133.06	79.03
iii) Expenditure during construction period(net) (Note 43)	2498.89	2321.37	(82.38)	1491.06	3411.58
	<b>33366.28</b>	<b>23512.83</b>	<b>11706.75</b>	<b>14990.02</b>	<b>30182.34</b>
Less: Provision for unserviceable Assets	2.26	-	-	-	2.26
<b>Grand Total</b>	<b>33364.02</b>	<b>23512.83</b>	<b>11706.75</b>	<b>14990.02</b>	<b>30180.08</b>

(₹ in crore)

Particulars	As at 1 <sup>st</sup> April, 2018	Additions during the year	Adjustments	Capitalised during the year	As at 31 <sup>st</sup> March, 2019
<b>Land</b>					
Development of land	10.76	0.39	-	4.71	6.44
<b>Buildings</b>					
a) Sub-Stations & Office	151.65	89.18	-	142.68	98.15
b) Township	97.00	88.24	-	69.51	115.73
Roads & Bridges	18.66	5.24	-	5.63	18.27
Water Supply Drainage and Sewerage	3.22	0.32	-	-	3.54
<b>Plant &amp; Equipments (including associated civil works)</b>					
a) Transmission	11851.80	7293.42	-	9547.28	9597.94
b) Sub-Station	7000.35	9637.03	(0.01)	6772.92	9864.47
c) Unified Load Despatch & Communication	464.29	228.66	20.93	193.68	478.34
d) Telecom	46.90	52.18	-	23.76	75.32
Furniture & Fixtures	-	0.57	-	0.57	-
Other office equipments	8.88	7.73	-	6.78	9.83
Electrical Installations	0.93	11.72	-	9.21	3.44
Construction Stores (Net of Provision)	7589.19	2872.97	-	-	10462.16
<b>Expenditure pending allocation</b>					
i) Survey, investigation, consultancy & supervision Charges	32.95	-	8.42	18.10	6.43
ii) Difference in Exchange on foreign currency loans	187.89	(14.97)	-	45.59	127.33
iii) Expenditure during construction period(net) (Note 43)	2798.96	1653.67	4.86	1948.88	2498.89
	<b>30263.43</b>	<b>21926.35</b>	<b>34.20</b>	<b>18789.30</b>	<b>33366.28</b>
Less: Provision for unserviceable Assets	2.26	-	-	-	2.26
<b>Grand Total</b>	<b>30261.17</b>	<b>21926.35</b>	<b>34.20</b>	<b>18789.30</b>	<b>33364.02</b>

**Note 5/Capital work in progress (Contd.)**  
**(Details of Construction stores) (At Cost)**

(₹ in crore)

Particulars	As at 31 <sup>st</sup> March, 2020	As at 31 <sup>st</sup> March, 2019
Construction Stores		
Towers	<b>518.17</b>	1169.06
Conductors	<b>1001.54</b>	2566.47
Other Line Materials	<b>263.18</b>	489.92
Sub-Station Equipments	<b>1253.79</b>	2333.70
High Voltage Direct Current (HVDC) Equipments	<b>1087.60</b>	3473.09
Unified Load Despatch & Communication(ULDC) Materials	<b>197.95</b>	219.08
Telecom Materials	<b>60.00</b>	52.29
Others	<b>75.26</b>	158.55
<b>Total</b>	<b>4457.49</b>	10462.16
<b>Construction Stores include:</b>		
<b>i) Material in transit</b>		
Towers	<b>21.09</b>	0.35
Conductors	<b>6.22</b>	-
Other Line Materials	<b>1.03</b>	18.18
Sub-Station Equipments	<b>122.66</b>	155.15
High Voltage Direct Current (HVDC) Equipments	<b>138.09</b>	723.53
Others	-	2.22
<b>Total</b>	<b>289.09</b>	899.43
<b>ii) Material with Contractors</b>		
Towers	<b>497.08</b>	1168.71
Conductors	<b>995.32</b>	2566.47
Other Line Materials	<b>262.15</b>	471.73
Sub-Station Equipments	<b>1131.13</b>	2178.56
High Voltage Direct Current (HVDC) Equipments	<b>949.51</b>	2749.55
Unified Load Despatch & Communication (ULDC) Materials	<b>197.95</b>	219.08
Telecom Materials	<b>60.00</b>	52.29
Others	<b>75.26</b>	156.34
<b>Total</b>	<b>4168.40</b>	9562.73
<b>Grand total</b>	<b>4457.49</b>	10462.16

**Further Notes:**

Materials with Contractors amounting to ₹229.28 crore (Previous Year ₹334.62 crore) in respect of commissioned lines is pending for reconciliation. However reconciliation are carried out on ongoing basis.

## Note 6/ Investment Property

Particulars	Cost				Accumulated Amortisation				Net Book Value		
	As at 1 <sup>st</sup> April, 2019	Additions during the year	Disposal	Adjustment during the year	As at 31 <sup>st</sup> March, 2020	As at 1 <sup>st</sup> April, 2019	Additions during the year	Disposal	Adjustment during the year	As at 31 <sup>st</sup> March, 2020	As at 31 <sup>st</sup> March, 2019
Land (Freehold)	0.02	-	-	-	0.02	-	-	-	-	-	0.02
Buildings	0.01	-	-	-	0.01	-	-	-	-	-	0.01
<b>Total</b>	<b>0.03</b>	<b>-</b>	<b>-</b>	<b>-</b>	<b>0.03</b>	<b>-</b>	<b>-</b>	<b>-</b>	<b>-</b>	<b>-</b>	<b>0.03</b>

Particulars	Cost				Accumulated Amortisation				Net Book Value		
	As at 1 <sup>st</sup> April, 2018	Additions during the year	Disposal	Adjustment during the year	As at 31 <sup>st</sup> March, 2019	As at 1 <sup>st</sup> April, 2018	Additions during the year	Disposal	Adjustment during the year	As at 31 <sup>st</sup> March, 2019	As at 31 <sup>st</sup> March, 2018
Land (Freehold)	0.02	-	-	-	0.02	-	-	-	-	-	0.02
Buildings	0.01	-	-	-	0.01	-	-	-	-	-	0.01
<b>Total</b>	<b>0.03</b>	<b>-</b>	<b>-</b>	<b>-</b>	<b>0.03</b>	<b>-</b>	<b>-</b>	<b>-</b>	<b>-</b>	<b>-</b>	<b>0.03</b>

## Note 6/Investment Property (Contd.)

### Further Notes:

(i) Amount recognised in profit or loss for investment property

(₹ in Crore)

Particulars	For the year ended 31.03.2020	For the year ended 31.03.2019
Rental income	Nil	Nil
Direct operating expenses from property that generated rental income	Nil	Nil
Direct operating expenses from property that did not generate rental income	Nil	Nil
Profit from investment property before depreciation	Nil	Nil
Depreciation	Nil	Nil
<b>Profit from investment property</b>	<b>Nil</b>	<b>Nil</b>

(ii) There are no contractual obligation for future repairs and maintenance which not recognised as a liability as at 31.03.2020 and 31.03.2019.

(iii) There are no Leasing arrangements as at 31.03.2020 and 31.03.2019.

(iv) Fair value

(₹ in Crore)

Particulars	As at 31.03.2020	As at 31.03.2019
Investment property	2.87	2.83

### Estimation of fair value

The fair value of investment property has been determined by independent valuer. The main inputs used are the rental growth rates, expected vacancy rates, terminal yields and discount rates based on comparable transactions and industry data. All resulting fair value estimates for investment property are included in level 2.

**Note 7 / Intangible assets**

(₹ in crore)

Particulars	Cost			Accumulated Amortisation				Net Book Value				
	As at 1 <sup>st</sup> April, 2019	Additions during the year	Disposal	Adjustment during the year	As at 31 <sup>st</sup> March, 2020	As at 1 <sup>st</sup> April, 2019	Additions during the year	Disposal	Adjustment during the year	As at 31 <sup>st</sup> March, 2020	As at 31 <sup>st</sup> March, 2019	
Electronic Data Processing Software	54.86	3.01	-	-	57.87	47.10	4.42	-	-	51.52	6.35	7.76
Right of Way-Afforestation Expenses	1829.55	18.20	-	(0.38)	1848.13	298.35	105.50	-	0.02	403.83	1444.30	1531.20
Telecom Licenses	2.80	-	-	-	2.80	0.27	0.14	-	-	0.41	2.39	2.53
Development of KV TS*	71.86	-	-	-	71.86	20.25	7.24	-	-	27.49	44.37	51.61
<b>Total</b>	<b>1959.07</b>	<b>21.21</b>	<b>-</b>	<b>(0.38)</b>	<b>1980.66</b>	<b>365.97</b>	<b>117.30</b>	<b>-</b>	<b>0.02</b>	<b>483.25</b>	<b>1497.41</b>	<b>1593.10</b>

\*Internally generated intangible asset

Particulars	Cost			Accumulated Amortisation				Net Book Value				
	As at 1 <sup>st</sup> April, 2018	Additions during the year	Disposal	Adjustment during the year	As at 31 <sup>st</sup> March, 2019	As at 1 <sup>st</sup> April, 2018	Additions during the year	Disposal	Adjustment during the year	As at 31 <sup>st</sup> March, 2019	As at 31 <sup>st</sup> March, 2018	
Electronic Data Processing Software	46.97	7.77	-	(0.12)	54.86	42.17	4.81	-	(0.12)	47.10	7.76	4.80
Right of Way-Afforestation Expenses	1502.81	275.13	-	(51.61)	1829.55	200.38	97.97	-	-	298.35	1531.20	1302.43
Telecom Licenses	2.80	-	-	-	2.80	0.13	0.14	-	-	0.27	2.53	2.67
Development of KV TS*	69.57	2.29	-	-	71.86	13.01	7.24	-	-	20.25	51.61	56.56
<b>Total</b>	<b>1622.15</b>	<b>285.19</b>	<b>-</b>	<b>(51.73)</b>	<b>1959.07</b>	<b>255.69</b>	<b>110.16</b>	<b>-</b>	<b>(0.12)</b>	<b>365.97</b>	<b>1593.10</b>	<b>1366.46</b>

\*Internally generated intangible asset

**Note 8/Intangible assets under development**

(₹ in Crore)

Particulars	As at 1 <sup>st</sup> April, 2019	Additions	Adjustments	Capitalised during the year	As at 31 <sup>st</sup> March, 2020
Electronic Data Processing Software	-	-	-	-	-
Right of Way-Afforestation expenses	214.06	9.53	-	4.04	219.55
Development of 1200 KV TS	-	-	-	-	-
<b>Total</b>	<b>214.06</b>	<b>9.53</b>	<b>-</b>	<b>4.04</b>	<b>219.55</b>

(₹ in Crore)

Particulars	As at 1 <sup>st</sup> April, 2018	Additions	Adjustments	Capitalised during the year	As at 31 <sup>st</sup> March, 2019
Electronic Data Processing Software	-	4.47	-	4.47	-
Right of Way-Afforestation expenses	45.95	328.17	-	160.06	214.06
Development of 1200 KV TS	-	5.68	3.39	2.29	-
<b>Total</b>	<b>45.95</b>	<b>338.32</b>	<b>3.39</b>	<b>166.82</b>	<b>214.06</b>

**Note 9/Investments**

(₹ in Crore)

Particulars	As at 31 <sup>st</sup> March, 2020	As at 31 <sup>st</sup> March, 2019
<b>Investments in Equity Instruments (Fully paid up)</b>		
<b>Investments at Fair Value through Other Comprehensive Income (OCI)</b>		
<b>Quoted</b>		
PTC India Limited 12000006 (Previous Year 12000006) Equity Shares of ₹10/- each	<b>46.50</b>	88.14
<b>Unquoted</b>		
Energy Efficiency Services Limited 56118350 (Previous Year 37704350) Equity Shares of ₹10/- each	<b>52.40</b>	41.70
<b>Investments at Cost (Fully paid up)</b>		
<b>Unquoted</b>		
<b>i) Subsidiary Companies</b>		
Powergrid NM Transmission Limited 278400000 (Previous Year 264000000) Equity Shares of ₹10 each.	<b>278.40</b>	264.00
Powergrid Vemagiri Transmission Limited 50000 (Previous Year 50000) Equity Shares of ₹10 each.	<b>0.05</b>	0.05
Less: Provision for diminution in the value of Investment	<b>0.05</b>	0.05
	-	-
Powergrid Vizag Transmission Limited 209730000 (Previous Year 209730000) Equity Shares of ₹10 each.	<b>209.73</b>	209.73
Powergrid Unchahar Transmission Limited 12961067 (Previous Year 12961067) Equity Shares of ₹10 each.	<b>12.96</b>	12.96
Powergrid Kala Amb Transmission Limited 61000000 (Previous Year 61000000) Equity Shares of ₹10 each.	<b>61.00</b>	61.00
Powergrid Jabalpur Transmission Limited 217150000 (Previous Year 173150000) Equity Shares of ₹10 each.	<b>217.15</b>	173.15
Powergrid Warora Transmission Limited 393300000 (Previous Year 326300000) Equity Shares of ₹10 each.	<b>393.30</b>	326.30
Powergrid Parli Transmission Limited 319500000 (Previous Year 228500000) Equity Shares of ₹10 each.	<b>319.50</b>	228.50
Powergrid Southern Interconnector Transmission System Limited 709004000 (Previous Year 515504000) Equity Shares of ₹10 each.	<b>709.00</b>	515.50
Powergrid Medinipur Jeerat Transmission Limited 289330000 (Previous Year 10000) Equity Shares of ₹10 each.	<b>289.33</b>	0.01
Powergrid Mithilanchal Transmission Limited 120000000 (Previous Year 50000) Equity Shares of ₹10 each.	<b>120.00</b>	0.05
Powergrid Varanasi Transmission System Limited 125050000 (Previous Year 50000) Equity Shares of ₹10 each.	<b>125.05</b>	0.05
Powergrid Jawaharpur Firozabad Transmission Limited 50000 (Previous Year 50000) Equity Shares of ₹10 each.	<b>0.05</b>	0.05
Powergrid Khetri Transmission System Limited 50000 (Previous year NIL ) Equity Shares of ₹ 10 each	<b>0.05</b>	-
Powergrid Bhind Guna Transmission Limited 50000 (Previous year NIL ) Equity Shares of ₹ 10 each	<b>0.05</b>	-

## ANNUAL REPORT 2019-20

### Note 9/Investments (Contd.)

Particulars	(₹ in Crore)	
	As at 31 <sup>st</sup> March, 2020	As at 31 <sup>st</sup> March, 2019
Powergrid Ajmer Phagi Transmission Limited 50000 (Previous Year NIL) Equity Shares of ₹10 each.	0.05	-
Powergrid Fatehgarh Transmission Limited 10000 (Previous Year NIL) Equity Shares of ₹10 each	0.01	-
Powergrid Bhuj Transmission Limited 10000 (Previous Year NIL) Equity Shares of ₹10 each	0.01	-
Powergrid Rampur Sambhal Transmission Limited 50000 (Previous Year NIL) Equity Shares of ₹10 each	0.05	-
Powergrid Meerut Simbhavali Transmission Limited 10000 (Previous Year NIL) Equity Shares of ₹10 each	0.01	-
	<b>2735.70</b>	1791.30
<b>ii) Joint Venture Companies</b>		
Torrent Power Grid Limited 23400000 (Previous Year 23400000) Equity Shares of ₹10/- each.	23.40	23.40
Jaypee Powergrid Limited 78000000 (Previous Year 78000000) Equity Shares of ₹10/- each.	78.00	78.00
Parbati Koldam Transmission Company Limited 70937620 (Previous Year 70937620) Equity Shares of ₹10/- each.	70.94	70.94
Teestavalley Power Transmission Limited 120120000 (Previous Year 105560000) Equity Shares of ₹10/- each.	120.12	105.56
Powerlinks Transmission Limited 229320000 (Previous Year 229320000) Equity Shares of ₹10/- each.	229.32	229.32
North East Transmission Company Limited 106964000 (Previous Year 106964000) Equity Shares of ₹10/- each.	106.96	106.96
National High Power Test Laboratory Private Limited 30400000 (Previous Year 30400000) Equity Shares of ₹10/- each.	30.40	30.40
Cross Border Power Transmission Company Limited 12612473 (Previous Year 12612473) Equity Shares of ₹10/- each.	12.62	12.62
Kalinga Bidyut Prasaran Nigam Private Limited Nil (Previous Year 5000) Equity Shares of ₹10/- each. (Refer further note 4 below)	-	0.01
Less: Provision for diminution in the value of Investment	-	0.01
	-	-
Bihar Grid Company Limited 250795526 (Previous Year 171685600) Equity Shares of ₹10/- each.	250.80	171.69
Power Transmission Company Nepal Limited 1170000 (Previous Year 1170000) Equity Shares of Nepali ₹100/- each.	6.50	6.50
RINL POWERGRID TLT Private Limited 4000000 (Previous Year 4000000) Equity Shares of ₹10/- each. (Refer further note 5 below)	4.00	4.00
Less: Provision for diminution in the value of Investment	4.00	4.00
	-	-
	<b>929.06</b>	835.39
<b>iii) Others</b>		
Bharat Broadband Network Limited (₹ 10/-) 1 (Previous Year 1) share of ₹10/- each.		
<b>Total</b>	<b>3763.66</b>	2756.53

#### Further notes:

- |  | (₹ in Crore) |         |
|--|--------------|---------|
| 1) a) Aggregate amount of Quoted Investments   |              |         |
| At Cost  | 12.00        | 12.00   |
| Market Value   | 46.50        | 88.14   |
| b) Aggregate amount of Unquoted Investments  | 3717.16      | 2668.39 |
| c) Aggregate amount of impairment in value of Investment   | 4.05         | 4.06    |
| 2) During the financial year, the pledge on 229319997 equity shares held by POWERGRID in M/s Powerlinks Transmission Limited has been released from IDFC FIRST Bank (formerly IDFC Ltd) being the Trustee on behalf of Security lenders in terms of Share pledge agreement dated 15.04.2004.   |              |         |
| 3) Investments have been valued as per accounting policy no. 2.13, 2.14 & 2.15.  |              |         |
| 4) Shareholders of M/s Kalinga Bidyut Prasaran Nigam Pvt Ltd (KBPNL), JV between M/s POWERGRID & M/s OPTCL in their Extra Ordinary General Meeting held on 02.01.2020 approved the striking-off of the name of the company pursuant to section 248 (2) of the Companies Act, 2013. Accordingly, e-form STK-2 vide SRN NO- R30789564 has been filed in Registrar of Companies (ROC), Odisha on Dated 21.01.2020 for removal of name of the Company. The present status of striking off of the Company (M/s KBPNL) as per MCA website is "Under Process of Striking Off". Accordingly, investment of ₹ 0.01 crore in Kalinga Bidyut Prasaran Nigam Private Limited has been written off during the year. |              |         |
| 5) POWERGRID's Board of Directors in its meeting held on 1st May 2018 accorded in principle approval to close RINL Powergrid TLT Private Limited (RPTPL) and seek consent of other JV Partner Rashtriya Ispat Nigam Limited (RINL). RINL's Board of directors in its meeting held on 01st March, 2019 has agreed in principle for winding up proceedings of RPTPL & to seek the approval from Ministry of Steel, Government of India, for closure of RPTPL. RINL's Board of directors in its meeting held on 05th November, 2019 has advised to put up the closure proposal again to Ministry of steel for onward submission to NITI Ayog. The Approval from Government is awaited.                    |              |         |
| 6) Refer remarks at Note No 11 for Powergrid Vemagiri Transmission Limited.  |              |         |

**Note 10/Loans (considered good unless otherwise stated)**

(₹ in Crore)

Particulars	As at 31 <sup>st</sup> March, 2020	As at 31 <sup>st</sup> March, 2019
<b>Loans to Related Parties **</b>		
Loans to Subsidiaries-Unsecured	12512.17	10520.86
Loans to JVs-Unsecured	18.40	6.00
Loan to Directors & Key Managerial Personnel (KMP)		
Secured #	0.02	0.01
Unsecured	0.03	0.09
	<b>12530.62</b>	<b>10526.96</b>
<b>Loans to Employees (including interest accrued)</b>		
Secured #	218.92	143.15
Unsecured	34.21	38.88
	<b>253.13</b>	<b>182.03</b>
<b>Total</b>	<b>12783.75</b>	<b>10708.99</b>

**Further Notes:**

\*\* Details of loans to related parties is provided in Note 56.

# House building loans and conveyance advance to Directors, KMP and Employees are secured against the mortgage of the house properties or hypothecation of vehicles for which such loans have been given in line with the policies of the Company.

**Note 11/Other Non-current Financial Assets**

(Unsecured considered good unless otherwise stated)

(₹ in Crore)

Particulars	As at 31 <sup>st</sup> March, 2020	As at 31 <sup>st</sup> March, 2019
Lease receivables	601.69	589.82
Unbilled Revenue \$		
i) Considered good	-	307.33
ii) Considered doubtful	-	105.71
	-	413.04
Less: Provision	-	105.71
	-	307.33
Bank deposits with more than 12 months maturity #	11.11	163.47
Recoverable for GOI fully serviced bonds ##	3487.50	3487.75
Advances to related parties (Subsidiaries and Others)*		
Considered doubtful**	19.40	19.40
	19.40	19.40
Less: Provision for Doubtful advances**	19.40	19.40
	-	-
<b>Share Application Money</b>		
Joint Venture Companies		
Bihar Grid Company Limited ###	6.50	-
<b>Total</b>	<b>4106.80</b>	<b>4548.37</b>

**Further Notes:**

\$ Refer Note 46 for disclosure as per Ind AS 115 'Revenue from Contracts with Customers'.

# Bank deposits against designated accounts for consultancy work.

## In the FY 2018-19, the Company issued 'GoI fully serviced bonds' for an amount of ₹ 3487.50 crore for raising of Extra Budgetary Resources (EBR) for GoI scheme of Power System Development Fund (PSDF) in terms of letter No: 7/1/2018-OM dated 21st January, 2019 of Ministry of Power, Govt. of India (GoI) for meeting accrued liabilities for creation of Capital Assets. The repayment of principal and the interest payment on such bonds shall be met by GoI. Out of the proceeds of bond issue, an amount of ₹ 62.87 Crore (Previous Year ₹ 3424.63 Crore) has been recognised as Grant in aid.

\*Details of advances to related parties are provided in Note 56.

\*\*CERC vide order dated 06/04/2015 in petition no.127/2012 had directed that 80% of the acquisition price incurred by the Company for Vemagiri Transmission Company Limited (VTSL) shall be reimbursed by the Long Term Transmission Customers (LTTCS) and balance 20% along with the expenditure incurred by VTSL from the date of acquisition till the liquidation of the company shall be borne by the Company. Subsequently, on a review petition filed by the Company, CERC vide order dated 20/10/2016 held that there are sufficient reasons to review the liability of the Company to pay 20% of the acquisition price and accordingly, directed that the issue shall be decided afresh by taking a holistic view in the matter after disposal of appeals filed by the LTTCS on the issue in Appellate Tribunal of Electricity (ATE). APTEL directed all parties to file written submission. Final hearing was concluded on 02.03.2020 and order is reserved.

### Equity Share allotted on 5th May, 2020.



## ANNUAL REPORT 2019-20

### Note 12/Other non-current Assets

(Unsecured considered good unless otherwise stated)

(₹ in Crore)

Particulars	As at 31 <sup>st</sup> March, 2020	As at 31 <sup>st</sup> March, 2019
<b>Advances for Capital Expenditure</b>		
Unsecured		
a. Against bank guarantees	487.52	1025.02
b. Others	84.93	31.96
Unsecured considered doubtful	1.19	1.25
	573.64	1058.23
Less: Provision for bad & doubtful Advances	1.19	1.25
	572.45	1056.98
<b>Advances other than for Capital Expenditure</b>		
Security Deposits	19.34	15.08
Deferred Employee Cost	61.05	52.66
Deferred Foreign currency Fluctuation Asset	5247.96	3675.22
Advances recoverable in kind or for value to be received		
Employees	2.77	6.76
Balance with Customs Port Trust and other authorities	23.93	26.64
Advance tax and Tax deducted at source #	-	77.03
Other Taxes	1.67	0.33
Others**	198.01	154.74
	226.38	265.50
Considered doubtful	0.91	2.90
	227.29	268.40
Less: Provision for doubtful Advances	0.91	2.90
	226.38	265.50
<b>Total</b>	<b>6127.18</b>	<b>5065.44</b>

#### Further Notes:

\*\*Others include amount recoverable from Customers & State Governments, insurance claims etc.

# Net of Current Tax Liabilities - Note 33.

### Note 13/Inventories

(₹ in Crore)

Particulars	As at 31 <sup>st</sup> March, 2020	As at 31 <sup>st</sup> March, 2019
<b>(For mode of valuation refer Note 2.10)</b>		
Components, Spares & other spare parts	1383.78	1216.47
Loose tools	23.52	20.02
Consumable stores	11.17	12.50
	1418.47	1248.99
Less Provision for Shortages/damages etc.	17.91	22.71
<b>Total</b>	<b>1400.56</b>	<b>1226.28</b>
<b>Inventories includes material in transit</b>		
Components, Spares & other spare parts	0.23	10.34

### Note 14/Trade receivables

(₹ in Crore)

Particulars	As at 31 <sup>st</sup> March, 2020	As at 31 <sup>st</sup> March, 2019
<b>Trade receivables - Unsecured</b>		
Considered good	4798.30	4557.56
Considered Doubtful	315.82	337.48
	5114.12	4895.04
Receivable from related parties - Unsecured *		
Considered good	69.60	92.24
	5183.72	4987.28
Less: Provision for doubtful trade receivables	315.82	337.48
<b>Total</b>	<b>4867.90</b>	<b>4649.80</b>

## Note 14/Trade receivables (Contd.)

### Further Notes:

\*Details of trade receivables from related parties are provided in Note 56.

Refer Note 46 for disclosure as per Ind AS 115 'Revenue from Contracts with Customers'.

Based on arrangements between the Company, banks and beneficiaries, the bills of the beneficiaries have been discounted. Accordingly, trade receivables have been disclosed net off bills discounted amounting to ₹1030.24 crore (Previous Year Nil). Refer Note No 59 for details.

## Note 15/Cash and Cash Equivalents

(₹ in Crore)

Particulars	As at 31 <sup>st</sup> March, 2020	As at 31 <sup>st</sup> March, 2019
<b>Balance with banks-</b>		
-In Current accounts	136.79	142.33
-In designated Current accounts (For Consultancy clients and others)	433.90	205.61
In term deposits (with maturity less than 3 months)*	4224.95	3265.40
Drafts/Cheques in hand/Remittances in transit	0.02	29.79
Others (Stamps and Imprest)	0.01	0.01
<b>Total</b>	<b>4795.67</b>	<b>3643.14</b>

### Further Notes:

\*Term deposit includes ₹ 4224.95 crore (Previous Year ₹ 3265.40 crore) for Consultancy clients and others.

## Note 16/ Bank Balances other than Cash & Cash Equivalents

(₹ in Crore)

Particulars	As at 31 <sup>st</sup> March, 2020	As at 31 <sup>st</sup> March, 2019
Earmarked balance with banks*	21.35	20.18
In Term Deposits having maturity over 3 months but upto 12 months (For Consultancy clients and others)	577.48	668.72
<b>Total</b>	<b>598.83</b>	<b>688.90</b>

### Further Notes:

\*Earmarked balance with Bank includes unpaid dividend and refund of FPO proceeds

## Note 17/Loans

(₹ in Crore)

Particulars	As at 31 <sup>st</sup> March, 2020	As at 31 <sup>st</sup> March, 2019
<b>Loans to Related Parties**</b>		
Loans to Subsidiaries - Unsecured	544.50	285.88
Loans to Joint Venture - Unsecured	77.12	77.12
Loan to Directors & Key Managerial Personnel (KMP)		
Secured #	0.01	-
Unsecured Considered good	0.03	0.08
	621.66	363.08
<b>Loans to Employees (including interest accrued)</b>		
Secured #	35.64	23.60
Unsecured Considered good	39.57	30.19
	75.21	53.79
<b>Total</b>	<b>696.87</b>	<b>416.87</b>

### Further Notes:

\*\* Details of loans to related parties is provided in Note No 56.

# House building loans and conveyance advance to Directors, KMP and Employees are secured against the mortgage of the house properties or hypothecation of vehicles for which such loans have been given in line with the policies of the Company.

## ANNUAL REPORT 2019-20

### Note 18/Other Current Financial Assets

(Unsecured considered good unless otherwise stated)

(₹ in Crore)

Particulars	As at 31 <sup>st</sup> March, 2020	As at 31 <sup>st</sup> March, 2019
Lease Receivables	48.28	46.33
Unbilled Revenue*	5163.51	6154.31
Interest accrued but not due		
Interest accrued on Term/Fixed Deposits	10.41	2.62
Interest accrued on Loan to Subsidiaries	51.71	106.90
Interest accrued on Loan to JVs	1.17	1.62
Interest accrued on Others **	41.54	38.57
	104.83	149.71
Advance to/Receivable from Related Parties #	130.70	99.21
Others ##		
Considered Good	381.52	468.98
<b>Total</b>	<b>5828.84</b>	<b>6918.54</b>

#### Further Notes:

\* Unbilled revenue includes transmission charges for the month of March including bill 3 for previous quarter, of the financial year amounting to ₹ 3924.36 crore (Previous Year ₹ 3187.29 crore) billed to beneficiaries in the month of April of subsequent financial year. Further refer note no 46 for disclosure as per Ind AS 115 'Revenue from Contracts with Customers'.

\*\* Interest accrued on Others includes accrued interest on recoverable for GOI fully serviced bonds, advance to contractors.

# Details of related parties are provided in Note 56.

## Others include:-

(a) an amount of ₹ 30.85 crore (Previous Year ₹ 30.85 crore) recoverable from M/s Delhi Transco Limited towards transfer of 1.167 hectare (Previous Year 1.167 hectare) land at Tughlaqabad Sub-station pending completion of legal formalities for transfer of title.

(b) amount recoverable from Customers, Advance rent for Residential and Office accommodation, Other advance etc.

### Note 19/Other Current Assets

(Unsecured considered good unless otherwise stated)

(₹ in Crore)

Particulars	As at 31 <sup>st</sup> March, 2020	As at 31 <sup>st</sup> March, 2019
<b>Advances other than for Capital Expenditure</b>		
<b>Advances recoverable in kind or for value to be received</b>		
Contractors & Suppliers	3.02	14.22
Employees	24.77	15.18
Balance with Customs Port Trust and other authorities	54.29	122.38
Claims recoverable	0.54	0.54
	82.62	152.32
<b>Others*</b>		
Considered Good	137.83	176.46
Considered Doubtful	0.01	0.01
	137.84	176.47
<b>Less: Provision for Doubtful Advances</b>	<b>0.01</b>	<b>0.01</b>
	137.83	176.46
<b>Total</b>	<b>220.45</b>	<b>328.78</b>

#### Further Notes:

\*Others include advance given for CSR activities, prepaid expenses and input tax credit - GST.

### Note 20/Regulatory Deferral Account Balances

(₹ in Crore)

Particulars	As at 31 <sup>st</sup> March, 2020	As at 31 <sup>st</sup> March, 2019
<b>Assets</b>		
Deferred assets for deferred tax liability	8814.19	7516.50
Foreign Currency Fluctuation	1174.71	432.61
Employee Benefits Expense	134.16	134.16
<b>Total</b>	<b>10123.06</b>	<b>8083.27</b>

#### Further Notes:

Refer to note no 52 for detailed disclosure on Regulatory Deferral Account Balances.

**Note 21/Equity Share capital**

(₹ in Crore)

Particulars	As at 31 <sup>st</sup> March, 2020	As at 31 <sup>st</sup> March, 2019
Equity Share Capital		
<b>Authorised</b>		
10000000000 (Previous Year 10000000000) equity shares of ₹10/- each at par	<b>10000.00</b>	10000.00
<b>Issued, subscribed and paid up</b>		
5,23,15,89,648 (Previous Year 5,23,15,89,648) equity shares of ₹10/-each at par fully paid up	<b>5231.59</b>	5231.59

**Further Notes:**

1) Reconciliation of number and amount of share capital outstanding at the beginning and at the end of the reporting period

Particulars	For the year ended 31 <sup>st</sup> March, 2020		For the year ended 31 <sup>st</sup> March, 2019	
	No. of Shares	Amount (₹ in crore)	No. of Shares	Amount (₹ in crore)
Shares outstanding at the beginning of the year	<b>5231589648</b>	<b>5231.59</b>	5231589648	5231.59
Additions during the year	-	-	-	-
Deduction during the year	-	-	-	-
Shares outstanding at the end of the year	<b>5231589648</b>	<b>5231.59</b>	5231589648	5231.59

2) The Company has only one class of equity shares having a par value of ₹10/- per share.

3) The holders of equity shares are entitled to receive dividends as declared from time to time and to voting rights proportionate to their shareholding at meetings of the Shareholders.

4) Shareholders holding more than 5% equity shares of the Company

Particulars	As at 31 <sup>st</sup> March, 2020		As at 31 <sup>st</sup> March, 2019	
	No. of Shares	% of holding	No. of Shares	% of holding
Government of India	2685872408	51.34	2896495942	55.37
Life Insurance Corporation of India	274430207	5.25	335385684	6.41

**Note 22/Other Equity**

(₹ in Crore)

Particulars	As at 31 <sup>st</sup> March, 2020	As at 31 <sup>st</sup> March, 2019
<b>Reserves and Surplus</b>		
Securities Premium	<b>9578.29</b>	9578.29
Bonds Redemption Reserve	<b>8638.92</b>	9884.80
Self Insurance Reserve	<b>807.93</b>	882.18
Corporate Social Responsibility (CSR) Activity Reserve	-	114.54
General Reserve	<b>36828.05</b>	31376.63
Retained Earnings	<b>3327.57</b>	1872.42
<b>Other Reserves</b>		
Other Comprehensive Income Reserve	<b>27.34</b>	76.69
<b>Total</b>	<b>59208.10</b>	<b>53785.55</b>

**22.1 Securities Premium**

(₹ in Crore)

Particulars	As at 31 <sup>st</sup> March, 2020	As at 31 <sup>st</sup> March, 2019
Balance at the beginning of the year	<b>9578.29</b>	9578.29
Addition during the year	-	-
Deduction during the year	-	-
<b>Balance at the end of the year</b>	<b>9578.29</b>	<b>9578.29</b>

Securities premium is used to record the premium on issue of shares/securities. This amount is utilised in accordance with the provision of the Companies Act 2013.

**22.2 Bonds Redemption Reserve**

(₹ in Crore)

Particulars	As at 31 <sup>st</sup> March, 2020	As at 31 <sup>st</sup> March, 2019
Balance at the beginning of the year	<b>9884.80</b>	9158.59
Addition during the year	<b>439.88</b>	2029.20
Deduction during the year	<b>1685.76</b>	1302.99
<b>Balance at the end of the year</b>	<b>8638.92</b>	<b>9884.80</b>

Bonds Redemption Reserve is created for the purpose of redemption of debentures in term of the Companies Act 2013. As per the Companies (Share Capital and Debentures) rule 2014, listed companies are not required to create Bonds Redemption Reserve w.e.f. 16.08.2019.

**Note 22/Other Equity (Contd.)****22.3 Self Insurance Reserve**

(₹ in Crore)

<b>Particulars</b>	<b>As at 31<sup>st</sup> March, 2020</b>	<b>As at 31<sup>st</sup> March, 2019</b>
Balance at the beginning of the year	<b>882.18</b>	735.03
Addition during the year	<b>262.63</b>	249.07
Deduction during the year	<b>336.88</b>	101.92
<b>Balance at the end of the year</b>	<b>807.93</b>	<b>882.18</b>

Self-Insurance Reserve is created @ 0.12% p.a. (0.12% p.a. in previous year) on the Gross Block of Property Plant & Equipments (except ROU Assets) not covered under insurance as at the end of the year to meet future losses which may arise from un-insured risks and for procurement of towers and other transmission line materials including strengthening of towers and equipments of AC sub-station to take care of future contingencies.

**22.4 Corporate Social Responsibility (CSR) Activity Reserve**

(₹ in Crore)

<b>Particulars</b>	<b>As at 31<sup>st</sup> March, 2020</b>	<b>As at 31<sup>st</sup> March, 2019</b>
Balance at the beginning of the year	<b>114.54</b>	123.33
Addition during the year	-	-
Deduction during the year	<b>114.54</b>	8.79
<b>Balance at the end of the year</b>	<b>-</b>	<b>114.54</b>

Corporate Social Responsibility Reserve is created to the extent of shortfall in the actual expenditure in any year vis-à-vis the amount stipulated as per the Companies Act, 2013.

**22.5 General Reserve**

(₹ in Crore)

<b>Particulars</b>	<b>As at 31<sup>st</sup> March, 2020</b>	<b>As at 31<sup>st</sup> March, 2019</b>
Balance at the beginning of the year	<b>31376.63</b>	26911.55
Add/(Less): Ind AS 115 Adjustments	-	104.37
	<b>31376.63</b>	27015.92
Addition during the year	<b>5451.42</b>	4360.71
Deduction during the year	-	-
<b>Balance at the end of the year</b>	<b>36828.05</b>	<b>31376.63</b>

General Reserve is retained earnings of the company which are kept aside out of company's profits. It is a free reserve which can be utilized to meet any unknown future contingencies and to pay dividends to shareholders

**22.6 Retained Earnings**

(₹ in Crore)

<b>Particulars</b>	<b>As at 31<sup>st</sup> March, 2020</b>	<b>As at 31<sup>st</sup> March, 2019</b>
Balance at the beginning of the year	<b>1872.42</b>	2585.74
Add: Additions		
Net Profit for the period	<b>10811.18</b>	9938.55
Items of other comprehensive income recognised directly in surplus balance		
- Remeasurements of post employment benefit obligations	<b>(54.67)</b>	(2.15)
Transfer from Bond Redemption Reserve	<b>1685.76</b>	1302.99
Less: Appropriations		
General Reserve	<b>5000.00</b>	4250.00
Bonds Redemption Reserve	<b>439.88</b>	2029.20
Self Insurance Reserve	<b>262.63</b>	249.07
Interim dividend paid	<b>3118.02</b>	3050.02
Tax on Interim dividend	<b>601.93</b>	612.65
Final Dividend (refer note 60(b))	<b>1307.90</b>	1464.85
Tax on Final Dividend	<b>256.76</b>	296.92
<b>Balance at the end of the year</b>	<b>3327.57</b>	<b>1872.42</b>

**Note 22/Other Equity (Contd.)**
**22.7 Other Comprehensive Income Reserve**

(₹ in Crore)

Particulars	As at 31 <sup>st</sup> March, 2020	As at 31 <sup>st</sup> March, 2019
Balance at the beginning of the year	76.69	90.84
Addition during the year	(49.35)	(14.15)
<b>Balance at the end of the year</b>	<b>27.34</b>	<b>76.69</b>

Other Comprehensive Income Reserve is created from increase/decrease in valuation of Non Current Investments in Equity instruments classified as fair valued through Other Comprehensive Income (FVOCI).

**Note 23/ Borrowings**

(₹ in Crore)

Particulars	As at 31 <sup>st</sup> March, 2020	As at 31 <sup>st</sup> March, 2019
<b>A) BONDS</b>		
<b>A1) Secured (Taxable, Redeemable, Non-Cumulative, Non-Convertible)</b>		
<b>A1.1 i) Bonds of ₹10 Lakh each</b>		
<b>LV Issue-7.55% Redeemable at par on 21.09.2031</b>	<b>1,238.93</b>	1,238.92
<b>LX Issue-7.20% Redeemable at par on 09.08.2027</b>	<b>3,059.80</b>	3,059.78
<b>LIX Issue-7.30% Redeemable at par on 19.06.2027</b>	<b>3,069.80</b>	3,069.78
<b>XXXIX Issue-9.40% redeemable at par on 29.03.2027</b>	<b>1,799.87</b>	1,799.86
<b>LVIII Issue-7.89% redeemable at par on 09.03.2027</b>	<b>2,059.45</b>	2,059.44
<b>XXXVIII Issue-9.25% redeemable at par on 09.03.2027</b>	<b>854.73</b>	854.72
<b>LVI Issue-7.36% redeemable at par on 18.10.2026</b>	<b>1,064.12</b>	1,064.10
<b>LXII Issue-8.36% Redeemable at par in 05 (five) equal installments w.e.f. 07.01.2025</b>	<b>1,999.78</b>	1,999.75
<b>XLII Issue-8.80% redeemable at par on 13.03.2023</b>	<b>1,989.55</b>	1,989.52
<b>LVII Issue-7.20% redeemable at par on 21.12.2021</b>	<b>2,118.85</b>	2,118.79
ii) Bonds of ₹30 Lakh each consisting of 3 STRPPs of ₹10 lakh each redeemable at par in 3 (Three) equal installments on 15.07.2021, 15.07.2026 and 15.07.2031		
<b>LIV Issue-7.97% Redeemable w.e.f. 15.07.2021</b>	<b>2,997.95</b>	2,997.93
iii) Bonds of ₹30 Lakh each consisting of 3 STRPPs of ₹10 lakh each redeemable at par in 3 (Three) equal installments on 23.12.2020 23.12.2025 and 23.12.2030		
<b>LII Issue-8.32% redeemable w.e.f. 23.12.2020</b>	<b>931.05</b>	1,396.95
iv) Bonds of ₹1.20 crore each consisting of 12 STRPPs of ₹10 lakh each redeemable at par in 12 (Twelve) equal installments		
<b>LIII Issue-8.13% Redeemable w.e.f 25.04.2020</b>	<b>3,663.08</b>	3,995.76
v) Bonds of ₹30 Lakh each consisting of 3 STRPPs of ₹10 lakh each redeemable at par in 3 (Three) equal installments on 09.03.2020 09.03.2025 and 09.03.2030		
<b>XLIX Issue-8.15% redeemable w.e.f. 09.03.2020</b>	<b>869.70</b>	869.63
vi) Bonds of ₹40 Lakh each consisting of 4 STRPPs of ₹10 lakh each redeemable at par in 4 (Four) equal installments on 23.01.2020 23.01.2022, 23.01.2025 and 23.01.2030		
<b>XLVIII Issue-8.20% redeemable w.e.f. 23.01.2020</b>	<b>1,934.07</b>	1,933.70
vii) Bonds of ₹1.20 crore each consisting of 12 STRPPs of ₹10 lakh each redeemable at par in 12 (Twelve) equal installments		
<b>LI Issue-8.40% redeemable w.e.f. 14.09.2019</b>	<b>2,497.56</b>	2,747.80
viii) Bonds of ₹30 Lakh each consisting of 3 STRPPs of ₹10 lakh each redeemable at par in 3 (Three) equal installments on 04.09.2019, 04.09.2024 and 04.09.2029		
<b>XLVI Issue-9.30% redeemable w.e.f. 04.09.2019</b>	<b>2,905.01</b>	2,903.53
ix) Bonds of ₹1.20 crore each consisting of 12 STRPPs of ₹10 lakh each redeemable at par in 12 (Twelve) equal installments		
<b>L Issue-8.40% redeemable w.e.f. 27.05.2019</b>	<b>2,438.94</b>	2,682.75

## ANNUAL REPORT 2019-20

### Note 23/ Borrowings (Contd.)

		(₹ in Crore)	
Particulars	As at 31 <sup>st</sup> March, 2020	As at 31 <sup>st</sup> March, 2019	
x) Bonds of ₹1.20 crore each consisting of 12 STRPPs of ₹10 lakh each redeemable at par in 12 (Twelve) equal installments <b>XLVII Issue-8.93% redeemable w.e.f. 20.10.2018</b>	<b>1,977.76</b>	2,197.98	
xi) Bonds of ₹30 Lakh each redeemable at par in 3 equal instalments on 15.07.2018, 15.07.2023 and 15.07.2028 <b>XLIV Issue-8.70% redeemable w.e.f. 15.07.2018</b>	<b>2,641.91</b>	2,641.89	
xii) Bonds of ₹1.2 crores each consisting of 12 STRPPs of ₹10 lakhs each redeemable at par in 12 (Twelve) equal annual instalments <b>XLV Issue-9.65% redeemable w.e.f. 28.02.2018</b> <b>XLIII Issue-7.93% redeemable w.e.f. 20.05.2017</b>	<b>1,332.72</b> <b>2,083.07</b>	1,499.14 2,343.46	
xiii) Bonds of ₹1.5 crores each consisting of 12 STRPPs of ₹ 12.50 Lakhs each redeemable at par in 12 (Twelve) equal annual instalments. <b>XLI Issue-8.85% redeemable w.e.f. 19.10.2016</b>	<b>1,656.31</b>	1,892.95	
xiv) Bonds of ₹1.50 crores each, consisting of 15 STRPPs of ₹10.00 Lakhs each redeemable at par in 15 (Fifteen) equal annual instalments <b>XXXVI Issue- 9.35% redeemable w.e.f. 29.08.2016</b>	<b>2,057.72</b>	2,263.49	
xv) Bonds of ₹1.5 crores each consisting of 12 STRPPs of ₹12.50 Lakhs each redeemable at par in 12 (Twelve) equal annual instalments. <b>XL Issue-9.30% redeemable w.e.f. 28.06.2016</b> <b>XXXVII Issue- 9.25% redeemable w.e.f 26.12.2015</b> <b>XXXV Issue- 9.64% redeemable w.e.f 31.05.2015</b> <b>XXXIV Issue- 8.84% redeemable w.e.f 21.10.2014</b> <b>XXXIII Issue- 8.64% redeemable w.e.f 08.07.2014</b> <b>XXXII Issue- 8.84% redeemable w.e.f 29.03.2014</b> <b>XXXI Issue- 8.90% redeemable w.e.f 25.02.2014</b> <b>XXX Issue- 8.80% redeemable w.e.f 29.09.2013</b> <b>XXIX Issue- 9.20% redeemable w.e.f 12.03.2013</b> <b>XXVIII Issue- 9.33% redeemable w.e.f 15.12.2012</b> <b>XXVII Issue- 9.47% redeemable w.e.f 31.03.2012</b> <b>XXVI Issue- 9.30% redeemable w.e.f 07.03.2012</b> <b>XXV Issue- 10.10% redeemable w.e.f 12.06.2011</b> <b>XXIV Issue- 9.95% redeemable w.e.f 26.03.2011</b> <b>XXIII Issue- 9.25% redeemable w.e.f 09.02.2011</b> <b>XXII Issue- 8.68% redeemable w.e.f 07.12.2010</b> <b>XXI Issue- 8.73% redeemable w.e.f 11.10.2010</b> <b>XX Issue- 8.93% redeemable w.e.f 07.09.2010</b> <b>XIX Issue- 9.25% redeemable w.e.f 24.07.2010</b> <b>XVIII Issue- 8.15% redeemable w.e.f 09.03.2010</b>	<b>2,329.81</b> <b>996.55</b> <b>978.02</b> <b>1,451.49</b> <b>1,198.96</b> <b>344.97</b> <b>682.20</b> <b>776.58</b> <b>324.27</b> <b>599.30</b> <b>117.45</b> <b>166.43</b> <b>177.29</b> <b>66.61</b> <b>25.60</b> <b>57.41</b> <b>42.42</b> <b>124.76</b> <b>41.18</b> <b>-</b>	2,662.67 1,162.66 1,141.04 1,741.84 1,438.78 431.21 852.77 970.77 432.37 799.13 176.18 249.66 265.97 133.23 51.21 114.86 84.88 249.65 82.39 83.22	
	<b>59,743.03</b>	64,746.11	
<b>A2) Unsecured</b>			
<b>A2.1 Redeemable Domestic Loan</b>			
i) Bonds of ₹10 Lakh each <b>LXVI Issue-7.38% Redeemable at par on 12.04.2030</b>	<b>499.75</b>	-	
ii) Bonds of ₹50 Lakhs each consisting of 05 STRPPs of ₹10.00 Lakhs each redeemable at par in 05 (Five) equal annual instalments. <b>LXI Issue-7.74% redeemable w.e.f. 12.12.2028</b>	<b>2,999.78</b>	2,999.77	
iii) Bonds of ₹10 Lakhs each consisting of 03 STRPPs of ₹ 3.00 Lakhs, ₹ 3.00 Lakhs & ₹ 4.00 Lakhs each redeemable at par in 03 (Three) equal annual instalments. <b>LXIV Issue-7.49% redeemable w.e.f. 25.10.2024</b>	<b>2,519.76</b>	-	

**Note 23/ Borrowings (Contd.)**

(₹ in Crore)

Particulars	As at 31 <sup>st</sup> March, 2020	As at 31 <sup>st</sup> March, 2019
iv) Bonds of ₹ 30 Lakhs each consisting of 03 STRPPs of ₹10.00 Lakhs each redeemable at par in 03 (Three) equal annual instalments. <b>LXIII Issue-7.34% redeemable w.e.f. 15.07.2024</b>	<b>1,799.76</b>	-
v) Bonds of ₹10 Lakh each <b>LXV Issue-6.35% Redeemable at par on 14.04.2023</b>	<b>199.91</b>	-
<b>A2.2 Redeemable Foreign Currency Bonds</b>		
3.875% Foreign Currency Bonds to be redeemed at par on 17.01.2023	<b>3,788.75</b>	3,470.63
	<b>11,807.71</b>	6,470.40
<b>Total (A)</b>	<b>71,550.74</b>	71,216.51
<b>B) Term loans</b>		
<b>From Banks</b>		
<b>Secured</b>		
Foreign Currency Loans (Guaranted by Government of India (GOI))	<b>25,800.30</b>	24,891.44
Other Foreign Currency Loans	<b>6,705.41</b>	3,401.76
Rupee Loans	<b>10,730.00</b>	12,184.00
	<b>43,235.71</b>	40,477.20
<b>Unsecured</b>		
Foreign Currency Loans (Guaranted by GOI)	<b>3,607.10</b>	3,657.84
Other Foreign Currency Loans	<b>3,104.16</b>	3,135.96
Rupee Loans	<b>13,923.40</b>	12,552.00
	<b>20634.66</b>	19,345.80
<b>Total (B)</b>	<b>63,870.37</b>	59,823.00
<b>TOTAL (A to B)</b>	<b>135,421.11</b>	131,039.51

**Further Notes:**
**Details of terms of repayment and rate of interest**

- Secured Foreign Currency Loans (Guaranteed by GoI) carry floating rate of interest linked to 6M LIBOR. These loans are repayable in semi annual installments, as per terms of the respective loan agreement, commencing after moratorium period of 3 to 5 years except for one loan ₹374.16 Crore (Previous year ₹342.93 Crore) which carry fixed rate of interest of 0.25% p.a.
- Secured other Foreign Currency Loans carry floating rate of interest linked to 6M (LIBOR /EURIBOR/STIBOR) .These loans are repayable in semi annual installments, as per terms of the respective loan agreements, commencing after moratorium period of 3 to 5 years.
- Secured Rupee loan from banks carry floating rate of interest linked to 3M MCLR . These loans are repayable in semi annual installments, as per terms of the respective loan agreements, commencing after moratorium period of 5 years.
- Unsecured Foreign Currency Loans (Guaranteed by GoI) carry fixed rate of interest ranging from 1.63% p.a. to 2.30% p.a. These loans are repayable in semi annual installments as per terms of the respective loan agreements.
- Unsecured Foreign Currency Loans carry floating rate of interest linked to 6M (STIBOR/EURIBOR). These loans are repayable in semi annual installments as per terms of the respective loan agreements, commencing after moratorium period as per terms of the respective loan agreements.
- Unsecured Foreign Currency Loans carry floating rate of interest linked to 6M JPYLIBOR. This loan is repayable in five equal annual installments as per the terms of the loan agreement.
- Unsecured Rupee loan from bank carry floating rate of interest linked to 3 months MCLR. These loans are repayable in semi annual installments, as per terms of the respective loan agreements, commencing after moratorium period as per terms of the respective loan agreements .
- There has been no default in repayment of loans or payment of interest thereon as at the end of the year

**Details of Securities**

- Domestic Bonds are Secured by way of Registered Bond Trust Deed ranking pari passu on immovable property situated at Mouje Ambheti Taluka Kaparada in district Valsad Gujarat and floating charge on the assets of the company.
- Secured Foreign Currency Loans (Guaranteed by GoI) are secured by pari passu interest in the lien created on the assets as security for the debts.
- Secured Other Foreign Currency Loans and Rupee Loans are secured by the way of
  - pari passu charge on the assets of the company except investments, land and building, roads and bridges, water supply, drainage and sewerage and current assets or
  - pari passu charge on the assets of the company except investments and current assets or
  - floating charge on the immovable properties of the company.
 as per the terms of respective loan agreements.



## ANNUAL REPORT 2019-20

### Note 24/Other Non-current financial liabilities

(₹ in Crore)

Particulars	As at 31 <sup>st</sup> March, 2020	As at 31 <sup>st</sup> March, 2019
Deposits/Retention money from contractors and others.	15.43	409.94
Govt. of India fully serviced bonds *	3487.50	3487.50
Lease Liabilities #	12.70	-
<b>Total</b>	<b>3515.63</b>	<b>3897.44</b>

#### Further Notes:

Disclosure with regard to Micro and Small enterprises as required under "The Micro, Small and Medium Enterprises Development Act, 2006" is given in Note No 49.

\* Govt. of India fully serviced bonds issued @ 8.24% redeemable at par on 14.02.2029. Refer Note No 11 for details.

# Refer note no 50 for disclosure on Lease liabilities as per Ind AS 116 – "Leases".

### Note 25/ Provisions

(₹ in Crore)

Particulars	As at 31 <sup>st</sup> March, 2020	As at 31 <sup>st</sup> March, 2019
<b>Employee Benefits</b>		
As per last balance sheet	368.15	716.87
Additions/(adjustments) during the year	56.56	(348.72)
<b>Closing Balance</b>	<b>424.71</b>	<b>368.15</b>

#### Further Notes:

Provision is created for the purpose of leave encashment, Settlement Allowance, Long Service Award and other benefits. Refer Note No 64 for detailed disclosure related to Employee Benefit Obligations.

### Note 26/ Deferred tax liabilities (Net)

(₹ in Crore)

Particulars	As at 31 <sup>st</sup> March, 2020	As at 31 <sup>st</sup> March, 2019
<b>A. Deferred Tax Liability</b>		
Difference in book depreciation and tax depreciation	19898.33	16894.24
Finance lease assets	76.96	83.23
Others	43.15	37.60
<b>Deferred Tax Liability (A)</b>	<b>20018.44</b>	<b>17015.07</b>
<b>B. Deferred Tax Assets</b>		
Income during Construction Period	24.88	20.95
Provisions allowable on payment basis	467.85	481.93
Advance Against Depreciation	409.12	462.47
MAT Credit Entitlement	7710.30	5935.70
Others	24.44	21.00
<b>Deferred Tax Assets (B)</b>	<b>8636.59</b>	<b>6922.05</b>
<b>Deferred Tax Liability (Net) (A-B)</b>	<b>11381.85</b>	<b>10093.02</b>

#### Further Notes:

#### Movement in Deferred Tax Liabilities

(₹ in Crore)

Particulars	Property Plant and Equipment	Finance Leased Assets	Others	Total
<b>As at 01.04.2018</b>	<b>14,209.42</b>	<b>88.37</b>	<b>48.27</b>	<b>14,346.06</b>
Charged/(credited) to profit or loss	2,684.82	(5.14)	(10.67)	2,669.01
<b>As at 31.03.2019</b>	<b>16,894.24</b>	<b>83.23</b>	<b>37.60</b>	<b>17,015.07</b>
Charged/(credited) to profit or loss	3,004.09	(6.27)	5.55	3,003.37
<b>As at 31.03.2020</b>	<b>19,898.33</b>	<b>76.96</b>	<b>43.15</b>	<b>20018.44</b>

A charge of ₹1,288.83crore (Previous year credit of ₹ 3465.87 crore) has been made in the Statement of Profit & Loss.

**Note 26/ Deferred tax liabilities (Net) (Contd.)**
**Movement in Deferred Tax Asset**

(₹ in Crore)							
Particulars	Property Plant & Equipment-Income during construction period	Self-insurance reserve	Provisions allowable on payment basis	Advance against depreciation	MAT Credit	Others	Total
<b>As at 01.04.2018</b>	<b>16.76</b>	<b>8.11</b>	<b>215.92</b>	<b>525.59</b>	-	<b>20.79</b>	<b>787.17</b>
Charged/(credited) to profit or loss	4.19	(8.11)	266.01	(63.12)	5,935.70	0.21	6,134.88
<b>As at 31.03.2019</b>	<b>20.95</b>	-	<b>481.93</b>	<b>462.47</b>	<b>5,935.70</b>	<b>21.00</b>	<b>6,922.05</b>
Charged/(credited) to profit or loss	3.93	-	(14.08)	(53.35)	1,774.60	3.44	1,714.54
<b>As at 31.03.2020</b>	<b>24.88</b>	-	<b>467.85</b>	<b>409.12</b>	<b>7,710.30</b>	<b>24.44</b>	<b>8,636.59</b>

**Amount taken to Statement of Profit and Loss**

(₹ in Crore)		
Particulars	For the year ended 31.03.2020	For the year ended 31.03.2019
Increase/ (Decrease) in Deferred Tax Liabilities	<b>3,003.37</b>	2,669.01
Decrease / (Increase) in Deferred Tax Assets	<b>(1,714.54)</b>	(6,134.88)
<b>Total</b>	<b>1,288.83</b>	<b>(3,465.87)</b>

- c) In the opinion of the management, it is probable that future economic benefits will flow to the company in the form of availability of set off against future income tax liability by recognizing MAT credit as follows:  
 Future taxable profits will be adjusted against (a) tax holiday u/s 80-IA of Income Tax Act, 1961 for the projects commissioned upto 31st March, 2017 (b) initial depreciation on the assets to be commissioned in future and (c) regular income tax depreciation u/s 32 of Income Tax Act, 1961 and thereafter tax amount will be set off against MAT credit to the extent of ₹1,774.60crore (Previous Year ₹5935.70crore). Hence, the same has been recognised as Deferred Tax Assets during the year.
- d) MAT credit available to the company in future but not recognised in the books:

(₹ in Crore)					
For the Financial Year	As at 31.03.2020	Expiry Date	As at 31.03.2019	Expiry Date	
2015-16	<b>1,421.20</b>	31.03.2026	1,421.20	31.03.2026	
2014-15	<b>1,281.23</b>	31.03.2025	1,281.23	31.03.2025	
2013-14	<b>1,085.14</b>	31.03.2024	1,085.14	31.03.2024	
2012-13	<b>1,071.31</b>	31.03.2023	1,071.31	31.03.2023	
2011-12	<b>239.01</b>	31.03.2022	239.01	31.03.2022	
2010-11	<b>9.36</b>	31.03.2021	9.36	31.03.2021	
2008-09	-	31.03.2019	277.91	31.03.2019	

**Note 27/Other non-current liabilities**

(₹ in Crore)		
Particulars	As at 31 <sup>st</sup> March, 2020	As at 31 <sup>st</sup> March, 2019
Advance from customers (Consultancy/Telecom services) \$	<b>233.51</b>	359.04
Others*	<b>127.53</b>	127.53
<b>Total</b>	<b>361.04</b>	<b>486.57</b>

**Further Notes:**

\$ Refer Note 46 for disclosure as per Ind AS 115 'Revenue from Contracts with Customers'.

\*Others includes amount payable to Customers upon recovery.

**Note 28/Borrowings**

(₹ in Crore)		
Particulars	As at 31 <sup>st</sup> March, 2020	As at 31 <sup>st</sup> March, 2019
Short Term - Unsecured		
From Banks	-	1,300.00
Commercial Paper	<b>3000.00</b>	3000.00
<b>Total</b>	<b>3000.00</b>	<b>4300.00</b>

**Further Notes:**

- Commercial Papers/short term loan are unsecured in nature, with rate of interest ranging from 5.08% to 6.93% (Previous Year from 6.63% to 8.20%) and repayable within 28 days to 90 days (Previous Year in 30 days to 90 days) from the date of drawl.
- There has been no default in repayment of loans or payment of interest thereon as at the end of the year.

## ANNUAL REPORT 2019-20

### Note 29/Trade payables

(₹ in Crore)

Particulars	As at 31 <sup>st</sup> March, 2020	As at 31 <sup>st</sup> March, 2019
For goods and services		
(A) total outstanding dues of micro enterprises and small enterprises	11.59	33.27
(B) total outstanding dues of creditors other than micro enterprises and small enterprises	214.13	330.84
<b>Total</b>	<b>225.72</b>	<b>364.11</b>

#### Further Notes:

Disclosure with regard to Micro and Small enterprises as required under " Division II of Schedule III of The Companies Act, 2013" and "The Micro, Small and Medium Enterprises Development Act, 2006" is given in Note No 49.

### Note 30/Other Current Financial Liabilities

(₹ in Crore)

Particulars	As at 31 <sup>st</sup> March, 2020	As at 31 <sup>st</sup> March, 2019
<b>Current maturities of long term borrowings</b>		
<b>Secured</b>		
Bonds	5007.96	6742.98
Rupee Term Loans	1454.00	1454.00
Foreign Currency Loans	2434.48	2098.85
	<b>8896.44</b>	10295.83
<b>Un-secured</b>		
Foreign Currency Loans	662.09	451.02
	<b>9558.53</b>	10746.85
<b>Interest accrued but not due on borrowings from</b>		
Foreign Banks & Financial Institutions	225.00	251.70
Secured/Unsecured redeemable Bonds #	3065.52	3139.72
	<b>3290.52</b>	3391.42
<b>Others</b>		
Dues for capital expenditure	1400.86	2478.41
Employee related liabilities	70.57	158.03
Unclaimed dividends & FPO*	15.95	13.37
Deposits/Retention money from contractors and others.	4215.39	4401.05
Related parties**	2.78	2.72
Dividend Payable	5.40	6.81
Lease liabilities ##	3.70	-
Others ###	2267.92	1687.52
	<b>7982.57</b>	8747.91
<b>Total</b>	<b>20831.62</b>	<b>22886.18</b>

#### Further Notes:

Disclosure with regard to Micro and Small enterprises as required under "The Micro, Small and Medium Enterprises Development Act, 2006" is given in Note No 49.

# includes ₹ 36.90 Crore (Previous Year ₹ 36.22 Crore) interest accrued but not due on GoI fully serviced bonds.

\* No amount is due for payment to Investor Education and Protection Fund.

\*\* Details of amount payable to related parties are provided in Note 56.

## Refer note no 50 for disclosure on Lease liabilities as per Ind AS 116 – "Leases".

### Others include liability for payment against Long Term Access (LTA), Short Term Open Access (STOA), ISTS License recovery, dead cheques, Price variation, etc.

### Note 31/Other current liabilities

(₹ in Crore)

Particulars	As at 31 <sup>st</sup> March, 2020	As at 31 <sup>st</sup> March, 2019
Advances from customers *	4008.88	3500.58
Advances from customers - related parties #	79.27	80.42
Statutory dues	179.39	282.26
<b>Total</b>	<b>4267.54</b>	<b>3863.26</b>

#### Further Notes:

\* Refer Note 46 for disclosure as per Ind AS 115 'Revenue from Contracts with Customers'.

# Details of amount payable to related parties are provided in Note 56.

(₹ in Crore)

**Note 32/Provisions**

Particulars	As at 31 <sup>st</sup> March, 2020	As at 31 <sup>st</sup> March, 2019
<b>A) Employee Benefits</b>		
<b>i) Performance related pay /special incentive</b>		
As per last balance sheet	<b>444.50</b>	163.33
Addition during the year	<b>461.00</b>	444.50
Amount paid/adjusted during the year	<b>444.50</b>	163.33
Closing Balance	<b>461.00</b>	444.50
<b>ii) Wage revision</b>		
As per last balance sheet	-	725.36
Additions/(adjustments) during the year	-	(725.36)
Closing Balance	-	-
<b>iii) Other Employee Benefits</b> (Leave Encashment, Settlement Allowance and Long Service Award etc.)		
As per last balance sheet	<b>68.11</b>	66.52
Additions/(adjustments) during the year	<b>8.66</b>	1.59
Closing Balance	<b>76.77</b>	68.11
<b>Total (A)</b>	<b>537.77</b>	<b>512.61</b>
<b>B) Others</b>		
<b>i) Downtime Service Credit-Telecom</b>		
As per last balance sheet	<b>17.95</b>	18.20
Additions during the year	<b>4.25</b>	5.49
Amounts adjusted during the year	<b>10.84</b>	5.74
Closing Balance	<b>11.36</b>	17.95
<b>ii) Provision Others</b>		
As per last balance sheet	<b>170.03</b>	86.17
Additions/(adjustments) during the year	<b>22.79</b>	83.86
Closing Balance	<b>192.82</b>	170.03
<b>Total (B)</b>	<b>204.18</b>	<b>187.98</b>
<b>Total (A+B)</b>	<b>741.95</b>	<b>700.59</b>

**Further Notes:****A) Employee Benefits**i) Performance Related Pay/Special Incentive:

Provision is created for Performance Related Pay to Executives and Non-Executives

ii) Wage Revision:

Pay revision of Executives and Non Executives was implemented during the FY 2018-19 and accordingly provision against wage revision was utilised/adjusted during the previous year.

iii) Other Employee Benefits:

Provision is created for the purpose of meeting out leave encashment, settlement allowance, long service award and POWERGRID Employee Family Rehabilitation Scheme.

**B) Others:**i) Downtime Service Credit –Telecom:

Provision is created in case when actual downtime is in excess of the permissible service level agreement, in such cases the necessary credit is passed on to the customer on demand.

However, in some case, the downtime is not claimed by the customer then in such cases necessary provision on account of downtime is made in the books of accounts as per the links availability reports received from National Telecom Control Centre (NTCC) for the period of non-operation of links given to the customers. The calculation of downtime credit is based on the SLA signed with various customers.

ii) Provision Others:

It includes provision for entry tax ₹147.69crore (Previous Year ₹138.39crore) as per demand raised by revenue authorities disputed by the company and are under litigation. An amount of ₹8.24crore (Previous Year ₹8.24crore) has been paid under court order and shown as "Balance with custom port trust and other authorities" in note no. 19.

Also includes provision of ₹0.46crore (Previous Year ₹0.00crore) towards demand raised by the commercial taxes department of Telangana in relation to absence of statutory form and other evidences on account of inter-state sale not covered by 'C' form. The company is in the process of preferring an appeal.

## ANNUAL REPORT 2019-20

### Note 33/Current Tax Liabilities (Net)

(₹ in Crore)

Particulars	As at 31 <sup>st</sup> March, 2020	As at 31 <sup>st</sup> March, 2019
<b>Taxation (Including interest on tax)</b>		
As per last balance sheet	6001.82	5781.65
Additions during the year	2575.56	1794.90
Amount adjusted during the year	2123.91	1574.73
<b>Total</b>	<b>6453.47</b>	<b>6001.82</b>
Net off against Advance tax and TDS	6430.69	6001.82
<b>Closing Balance</b>	<b>22.78</b>	<b>-</b>

### Note 34/Deferred Revenue

(₹ in Crore)

Particulars	As at 31 <sup>st</sup> March, 2020	As at 31 <sup>st</sup> March, 2019
Advance against depreciation	1170.80	1323.45
Grants in aid (Refer Further Notes)		
As per last Balance Sheet	4173.32	559.56
Addition during the year	233.94	3684.53
Adjustments during the year	260.25	70.77
Closing balance	4147.01	4173.32
Deferred income from foreign currency fluctuation (Net)	5598.21	3960.26
<b>Total</b>	<b>10916.02</b>	<b>9457.03</b>

#### Further Notes:

- Grant in Aid of ₹74.68crore (Previous Year ₹667.78crore) was received from Power System Development Fund (PSDF) under Ministry of Power (MoP), Govt. of India (GoI) for installation of STATCOM in ER (ERSS-XI) and SR (System Strengthening in SR-XXI). In addition to Grant received, an interest of ₹4.44crore (Previous Year ₹1.24crore) credited to the Grant.
- Grant in Aid of ₹30.27crore (Previous Year ₹17.85crore) was received from Power System Development Fund (PSDF) under MoP, GoI for establishment of Unified Real Time Dynamic State Measurement (URTDSM). In addition to Grant received, an interest of ₹1.41crore (Previous Year ₹6.95crore) credited to the Grant.
- Grant in Aid, of ₹122.89crore (Previous Year ₹94.70crore) including interest has been recognised, from Ministry of New & Renewable Energy(MNRE), GoI for establishment of transmission system associated with Ultra Mega Solar Parks in Andhra Pradesh, Karnataka, Madhya Pradesh, Rajasthan and Gujarat.
- Grant in Aid of ₹0.25crore (Previous Year ₹7.01crore) has been recognised under achievement linked/incentive award scheme for Government Sector by Ministry of New & Renewable Energy (MNRE), GoI for establishing solar roof top plants in various buildings of the company.
- Grant in Aid of ₹0.00crore (Previous Year ₹2,889.00crore) was received from Power System Development Fund (PSDF) under MoP, GoI towards Transmission system associated with 'North East-Northern/Western Interconnector-I Project' and 'Transmission system for development of pooling station in Northern Part of West Bengal and transfer of power from Bhutan to NR/WR (BNC-Agra HVDC)'.

### Note 35/Revenue from operations

(₹ in Crore)

Particulars	For the year ended 31 <sup>st</sup> March, 2020	For the year ended 31 <sup>st</sup> March, 2019
<b>Sales of services</b>		
<b>Transmission Business</b>		
Transmission Charges	33780.29	32436.35
Add: Revenue recognised out of Advance Against Depreciation	152.65	180.64
	<b>33932.94</b>	<b>32616.99</b>
<b>Other Operating Revenue</b>		
Interest on differential Provisional and Final Tariff	676.04	145.87
Income from lease lines	7.12	11.31
Recognised from deferred revenue - Grant in aid	260.25	70.77
	<b>943.41</b>	<b>227.95</b>
	<b>34876.35</b>	<b>32844.94</b>
<b>Telecom Business</b>	<b>698.21</b>	<b>663.25</b>
<b>Consultancy Project Management and Supervision</b>	<b>610.98</b>	<b>610.93</b>
<b>Total</b>	<b>36185.54</b>	<b>34119.12</b>

## Note 35/Revenue from operations (Contd.)

### Further Notes:

- In exercise of powers u/s 178 of the Electricity Act 2003, Central Electricity Regulatory Commission (CERC) has notified "CERC (Terms and Conditions of Tariff) Regulations, 2019" vide order dated 7th March, 2019 for the determination of transmission tariff for the block period 2019-24.
- Pending filing of petitions and issue of tariff orders by CERC, income on account of Transmission Charges for the current year has been provisionally recognized based on the transmission tariff norms applicable for the block period 2019-24. During the current year, the beneficiaries are being billed in accordance with the tariff approved and applicable as on 31.03.2019 as provided in the CERC (terms and Conditions of tariff) Regulations, 2019. However, in the previous year, ₹27229.59crore was recognised as per final tariff orders issued by CERC for block period 2014-19 and ₹5387.40crore was recognised in respect of transmission assets for which final tariff orders were yet to be issued as per CERC Tariff Regulations and other orders in similar cases.
- Consequent to the final order issued by CERC (for the block period 2014-19), transmission income includes ₹173.30crore (increase) (Previous Year ₹285.42crore (increase)) pertaining to earlier years.
- Revenue from transmission decreased by ₹613.08crore for the year ended 31.03.2020 due to change in MAT rate from 18.5% to 15% considered for grossing up of Return on Equity (ROE) as per CERC Regulations in accordance with the amendment in section 115JB of the Income Tax Act, 1961 announced by Government of India through Taxation Laws (Amendment) ordinance, 2019.
- Refer note no. 66 for disclosure on formation of wholly owned subsidiary of the company to undertake Telecommunications and Digital Technology Business of the company.
- Refer note no. 46 for disclosure as per Ind AS 115 "Revenue from Contracts with Customer".

## Note 36/Other income

(₹ in Crore)

Particulars	For the year ended 31 <sup>st</sup> March, 2020	For the year ended 31 <sup>st</sup> March, 2019
<b>Interest income from financial assets at amortised cost</b>		
Indian Banks	154.23	84.22
Interest on loan to Subsidiaries	920.12	759.93
Interest on Loan to Joint Ventures (JVs)	14.00	2.40
Others*	30.47	19.65
	<b>1118.82</b>	866.20
<b>Interest from advances to contractors</b>	<b>17.05</b>	35.18
	<b>1135.87</b>	901.38
<b>Dividend income from investment in</b>		
Subsidiaries	228.26	86.69
Joint Ventures	69.41	57.67
Equity investments designated at fair value through other comprehensive income	5.35	5.42
	<b>303.02</b>	149.78
<b>Others</b>		
Profit on sale of Property, Plant and Equipment	1.14	1.26
Finance Income from finance lease	85.13	69.66
Surcharge	297.54	196.74
FERV gain	0.31	0.16
Provisions written back	147.56	28.25
Fair Value gain on initial recognition of Financial liability/investment	69.74	55.73
Miscellaneous income **	147.58	185.90
	<b>749.00</b>	537.70
	<b>2187.89</b>	1588.86
Less: Transferred to expenditure during construction (Net) - Note 43	55.46	89.91
<b>Total</b>	<b>2132.43</b>	<b>1498.95</b>

### Further Notes:

\* Others include interest on employee loans, unwinding of finance cost on employee loans etc.

\*\* Miscellaneous income include Sale of Scrap, Insurance Claim Recovery, UI Charges etc.

## ANNUAL REPORT 2019-20

### Note 37/Employee benefits expense

(₹ in Crore)

Particulars	For the year ended 31 <sup>st</sup> March, 2020	For the year ended 31 <sup>st</sup> March, 2019
Salaries, wages, allowances & benefits	2019.71	1838.79
Contribution to provident and other funds	185.21	228.50
Staff Welfare expenses (Including Deferred Employee cost)	243.37	233.25
	<b>2448.29</b>	<b>2300.54</b>
Less: Transferred to Expenditure during Construction (Net) - Note 43	486.25	509.80
Transferred to CSR expenses - Note 40	2.57	7.17
<b>Total</b>	<b>1959.47</b>	<b>1783.57</b>

#### Further Notes:

- Refer note no. 56 for Remuneration to Key Managerial Personnel (KMPs).
- Pay revision of Executive and Non-executive implemented during the previous financial year and an amount of ₹18.67crore (Net of amount transferred to expenditure during construction) was written back against provision for wage revision.
- Special allowance was settled in previous year as per the rates approved by Ministry of Power and Department of Public Enterprises to employees who are posted in the difficult and far flung areas. An amount of ₹22.65crore was recovered from employees during the previous year being the excess amount paid in earlier period.
- Refer note no. 64 for details of Employee Benefit Obligations.

### Note 38/Finance costs

(₹ in Crore)

Particulars	For the year ended 31 <sup>st</sup> March, 2020	For the year ended 31 <sup>st</sup> March, 2019
<b>Interest and finance charges on financial liabilities at amortised cost</b>		
Indian Banks & Financial Institutions	2353.69	2094.59
Foreign Banks and Financial Institutions	1047.19	956.83
Secured/Unsecured redeemable Bonds	6197.47	6401.86
Foreign Currency Bonds	150.49	147.78
<b>Unwinding of discount on financial liabilities</b>	<b>96.17</b>	<b>113.02</b>
<b>Interest - Others</b>	<b>0.27</b>	<b>34.51</b>
<b>Interest on Lease Liability</b>	<b>1.30</b>	<b>-</b>
	<b>9846.58</b>	<b>9748.59</b>
Other Finance charges		
Commitment charges	4.92	7.08
Guarantee Fee	363.69	449.17
Others*	36.22	116.96
	<b>404.83</b>	<b>573.21</b>
<b>Exchange differences regarded as adjustment to Borrowing Cost</b>	<b>1343.96</b>	<b>(112.00)</b>
	<b>1748.79</b>	<b>461.21</b>
	<b>11595.37</b>	<b>10209.80</b>
Less: Transferred to Expenditure during Construction (Net) - Note 43	1781.75	1118.38
<b>Total</b>	<b>9813.62</b>	<b>9091.42</b>

#### Further Notes:

\*Others includes agency fees, trustee fees, RTA & Listing Fees, Rating Fees, interest on land compensation, tree & crop compensation etc.

### Note 39/Depreciation and amortization expense

(₹ in Crore)

Particulars	For the year ended 31 <sup>st</sup> March, 2020	For the year ended 31 <sup>st</sup> March, 2019
Depreciation of Property, Plant and Equipment	11289.93	10373.59
Amortization of Intangible assets	117.30	110.16
Depreciation on ROU Assets	16.90	-
	<b>11424.13</b>	<b>10483.75</b>
Less: Transferred to Expenditure During Construction (Net) - Note 43	10.40	10.29
	<b>11413.73</b>	<b>10473.46</b>
Less: Depreciation amortised due to FERV adjustment	340.55	272.79
<b>Charged to Statement of Profit &amp; Loss</b>	<b>11073.18</b>	<b>10200.67</b>

## Note 40/Other expenses

(₹ in Crore)

Particulars	For the year ended 31 <sup>st</sup> March, 2020	For the year ended 31 <sup>st</sup> March, 2019
<b>Repair &amp; Maintenance</b>		
Buildings	92.21	86.36
Plant & Machinery		
Sub-Stations	434.49	355.14
Transmission lines	153.11	290.53
Telecom equipments	38.85	35.96
Others	43.14	42.79
	<b>669.59</b>	724.42
System and Market Operation Charges	61.03	10.58
Power charges	285.82	259.35
Less: Recovery from contractors	3.07	3.03
	<b>282.75</b>	256.32
Expenses of Diesel Generating sets	4.54	4.95
Stores consumed	7.02	10.61
Water charges	4.01	9.77
Right of Way charges-Telecom	10.27	8.20
Patrolling Expenses-Telecom	0.39	1.38
Last Mile connectivity-Telecom	7.27	9.01
Training & Recruitment Expenses	35.85	31.67
Less:Fees for training and application	0.76	1.55
	<b>35.09</b>	30.12
Legal expenses	19.14	20.20
Professional charges	20.52	24.71
Consultancy expenses	2.00	2.23
Communication expenses	23.49	16.39
Inland Travelling Expenses	119.29	117.66
Foreign travel	8.94	11.09
	<b>128.23</b>	128.75
Tender expenses	2.99	13.27
Less: Sale of tenders	1.00	1.56
	<b>1.99</b>	11.71
<b>Payments to Statutory Auditors</b>		
Audit Fees	1.29	1.18
Tax Audit Fees	0.36	0.33
In Other Capacity	2.83	1.15
Arrears	0.04	0.03
Out of pocket Expenses	1.05	1.00
	<b>5.57</b>	3.69
Advertisement and publicity	17.44	13.95
Printing and stationery	6.92	7.22
Books Periodicals and Journals	1.30	1.77
EDP hire and other charges	11.88	17.84
Entertainment expenses	2.97	2.74
Brokerage & Commission	1.53	1.16
Research & Development expenses	9.54	12.67
Cost Audit and Physical verification Fees	1.23	1.35
Rent #	50.89	13.95
CERC petition & Other charges	82.28	74.16
Miscellaneous expenses	77.47	99.10
Horticulture Expenses	32.70	28.90
Security Expenses	284.36	260.11
Hiring of Vehicle	113.73	155.48
Insurance	96.78	104.35
Rates and taxes	45.68	39.63



## ANNUAL REPORT 2019-20

### Note 40/Other expenses (Contd.)

(₹ in Crore)

Particulars	For the year ended 31 <sup>st</sup> March, 2020	For the year ended 31 <sup>st</sup> March, 2019
License Fees to DOT	62.28	59.11
Bandwidth charges dark fibre lease charges (Telecom)	20.51	27.71
Corporate Social Responsibility (CSR) Expenses *	346.21	195.52
Transit Accomodation Expenses	29.03	25.42
Less : Income from Transit Accomodation	1.92	1.67
	27.11	23.75
Foreign Exchange Rate Variation	221.95	225.47
<b>Provisions for</b>		
Doubtful loans, advances, debts, claims etc.	6.34	396.19
Obsolescence in Stores	-	8.51
Others **	-	4.00
	6.34	408.70
	2896.21	3134.04
Less: Transferred to Expenditure during Construction (Net) - Note 43	90.20	107.45
	2806.01	3026.59
Loss on Disposal/Write off of Property, Plant & Equipment	18.34	26.84
<b>Total</b>	<b>2824.35</b>	<b>3053.43</b>

#### Further Note:

\* Includes an amount of ₹ 2.57 crore (Previous Year ₹ 7.17 crore) transferred from Note No 37- 'Employee Benefits Expense'

\*\* Provision for diminution in the value of Investment in JV Company (RINL POWERGRID TLT Private Limited) in the Previous Year

# Refer Note No 50 for Short-term leases expenses.

### Note 41/Net Movement in Regulatory Deferral Account Balances-Incomes/(expenses) (net of tax)

(₹ in Crore)

Particulars	For the year ended 31 <sup>st</sup> March, 2020	For the year ended 31 <sup>st</sup> March, 2019
Deferred assets for deferred tax liability	1297.69	(3472.89)
Foreign Currency Fluctuation	742.10	232.27
Employee Benefits Expense	-	19.67
	2039.79	(3220.95)
Tax on net movement in regulatory deferral account balances	356.39	(694.08)
<b>Total</b>	<b>1683.40</b>	<b>(2526.87)</b>

#### Further Note:

Refer to note no 52 for detailed disclosure on Regulatory Deferral Account Balances.

### Note 42/Other Comprehensive Income

(₹ in Crore)

Particulars	For the year ended 31 <sup>st</sup> March, 2020	For the year ended 31 <sup>st</sup> March, 2019
Items that will not be reclassified to Profit or Loss		
Gain/(Loss) on valuation of Investment in Equity	(49.35)	(14.15)
Provisions for actuarial valuation	(74.47)	(0.26)
	(123.82)	(14.41)
Less: Transferred to Expenditure during Construction(Net) - Note 43	(8.23)	2.34
	(115.59)	(16.75)
Income Tax relating to items that will not be reclassified to Profit or Loss	(11.57)	(0.45)
Items that will not be reclassified to Profit or Loss (net of tax)	(104.02)	(16.30)

**Note 43/ Expenditure during Construction (Net)**

(₹ in Crore)

Particulars	For the year ended 31 <sup>st</sup> March, 2020	For the year ended 31 <sup>st</sup> March, 2019
<b>A. Employees Remuneration &amp; Benefits</b>		
Salaries wages allowances and benefits	421.35	424.68
Contribution to provident and other funds	39.18	53.81
Welfare expenses	25.72	31.31
<b>Total (A)</b>	<b>486.25</b>	<b>509.80</b>
<b>B. Other Expenses</b>		
Repair and maintenance	7.11	7.36
Power charges	5.37	5.11
Less: Recovery from contractors	1.82	1.87
	3.55	3.24
Expenses on Diesel Generating sets	0.01	0.29
Water charges	0.65	0.34
Legal expenses	3.07	1.86
Professional charges	1.86	3.58
Consultancy expenses	0.51	0.31
Communication expenses	3.32	2.65
Travelling & Conv.exp. (Including Foreign Travel)	26.14	28.54
Tender expenses	1.61	6.26
Less: Sale of tenders	0.94	1.44
	0.67	4.82
Payment to Auditors	0.08	0.13
Advertisement and Publicity	-	0.15
Printing and stationery	0.57	0.73
Books, Periodicals and Journals	0.03	0.04
EDP hire and other charges	0.19	0.18
Entertainment expenses	0.24	0.35
Brokerage and commission	0.10	-
Rent	2.49	2.68
Miscellaneous expenses	4.93	4.79
Horticulture Expenses	0.72	0.90
Security Expenses	13.10	16.67
Hiring of Vehicles	15.82	23.18
Insurance	-	0.01
Rates and taxes	3.87	3.27
Bandwidth charges, dark fibre lease charges(Telecom)	0.06	0.08
Transit Accomodation Expenses	1.23	1.30
Less : Income from Transit Accomodation	0.12	-
	1.11	1.30
<b>Total (B)</b>	<b>90.20</b>	<b>107.45</b>
<b>C. Depreciation/Amortisation</b>	<b>10.40</b>	<b>10.29</b>
<b>Total (C)</b>	<b>10.40</b>	<b>10.29</b>
<b>D. Finance Costs</b>		
a) Interest and finance charges on financial liabilities at amortised cost		
Indian Banks and Financial Institutions	341.47	405.33
Foreign Banks and Financial Institutions	299.10	256.27
Secured/Unsecured Redeemable Bonds	221.42	364.17
Foreign Currency Bonds	-	2.70
Others	44.42	54.87
	906.41	1083.34
b) Other finance charges		
Commitment charges	3.81	5.62
Guarantee fee	76.25	108.34

**Note 43/ Expenditure during Construction (Net)**

(₹ in Crore)

Particulars	For the year ended 31 <sup>st</sup> March, 2020	For the year ended 31 <sup>st</sup> March, 2019
Others	0.17	45.97
	<b>80.23</b>	159.93
c) FERV adjustment to borrowing cost	<b>795.11</b>	(124.89)
<b>Total (D)</b>	<b>1781.75</b>	1118.38
<b>E. Less: Other Income</b>		
Interest from Contractors	<b>14.19</b>	32.77
	<b>14.19</b>	32.77
Miscellaneous income	<b>41.27</b>	57.14
<b>Total (E)</b>	<b>55.46</b>	89.91
<b>F. Less: Other Comprehensive Income</b>		
Other Comprehensive Income	<b>(8.23)</b>	2.34
<b>Total (F)</b>	<b>(8.23)</b>	2.34
<b>Grand Total (A+B+C+D-E-F)</b>	<b>2321.37</b>	1653.67

44. Cash equivalent of deemed export benefits availed of ₹209.99crore in respect of supplies effected for East South Inter Connector-II Transmission Project (ESI) and Sasaram Transmission Project (STP), were paid to the Customs and Central Excise Authorities in accordance with direction from Ministry of Power (GOI) during 2002-03 due to non-availability of World Bank loan for the entire supplies in respect of ESI project and for the supplies prior to March 2000 in respect of STP project and the same was capitalised in the books of accounts. Thereafter, World Bank had financed both the ESI project and STP project as originally envisaged and they became eligible for deemed export benefits. Consequently, the company has lodged claims with the Customs and Excise Authorities.

In this regard the Cumulative amount received and de-capitalized upto 31st March, 2020 is ₹12.12crore (Previous Year ₹12.12crore). The company continued to show the balance of ₹197.87crore (Previous Year ₹197.87crore) in the capital cost of the respective assets / projects pending receipt of the same from Customs and Excise Authorities.

45. a) Some balances of Trade Receivables and recoverable shown under Assets and Trade and Other Payables shown under Liabilities include balances subject to confirmation/ reconciliation and consequential adjustments if any. However, reconciliations are carried out on ongoing basis. The management does not expect any material adjustment in the books of accounts as a result of the reconciliation.
- b) In the opinion of the management, the value of any of the assets other than Property, Plant and Equipment and non-current investments on realization in the ordinary course of business will not be less than the value at which they are stated in the Balance Sheet.

**46. Disclosure as per Ind AS 115 - "Revenue from Contracts with Customer"**

- a) For milestone based contracts (consultancy contracts), unsatisfied performance obligations are as follows:

(₹ in Crore)

Particulars	As at 31 <sup>st</sup> March, 2020	As at 31 <sup>st</sup> March, 2019
Transaction price related to unsatisfied (or partially satisfied) performance obligation	<b>2,611.14</b>	2,110.24
These performance obligations are expected to be satisfied within	<b>4 Years</b>	5 Years

- b) The movement in unbilled revenue during the year is as follows:

(₹ in Crore)

Particulars	For the year ended 31 <sup>st</sup> March, 2020	For the year ended 31 <sup>st</sup> March, 2019
Balance at the beginning	<b>6,461.64</b>	4,087.40
Add: Revenue recognised during the period	<b>2,423.74</b>	5,140.34
Less: Invoiced during the period	<b>3,827.58</b>	2,660.39
Less: Impairment/reversal during the period	<b>(105.71)</b>	105.71
Add: Translation gain/(Loss)	-	-
Balance at the end	<b>5,163.51</b>	6,461.64

- c) The movement in contract liability during the year is as follows:

(₹ in Crore)

Particulars	For the year ended 31 <sup>st</sup> March, 2020	For the year ended 31 <sup>st</sup> March, 2019
Balance at the beginning	1,261.19	869.39
Add: Advance billing during the period	537.01	1,038.15
Less: revenue recognised during the period		
a) From contract liability as at beginning of the period	558.07	501.72
b) From contract liability recognised during the period	76.37	144.76
Add: Translation gain/(Loss)	0.26	0.13
Balance at the end	1,164.02	1,261.19

- d) The entity determines transaction price based on expected value method considering its past experiences of refunds or significant reversals in amount of revenue. In estimating significant financing component, management considers the financing element inbuilt in the transaction price based on imputed rate of return. Reconciliation of Contracted Price vis-a-vis revenue recognized in profit or loss statement is as follows:

(₹ in Crore)

Particulars	For the year ended 31 <sup>st</sup> March, 2020	For the year ended 31 <sup>st</sup> March, 2019
Contracted price	34,748.04	33,645.51
Add/ (Less)- Discounts/ rebates provided to customer	(130.99)	(209.11)
Add/ (Less)- Performance bonus	375.73	185.84
Add/ (Less)- Adjustment for significant financing component	96.70	88.29
Add/ (Less)- Other adjustments	1,096.06	408.59
Revenue recognized in profit or loss statement	36,185.54	34,119.12

47. (i) FERV Loss of ₹2,079.72crore (Previous Year ₹1,441.50crore) has been adjusted in the respective carrying amount of Property, Plant and Equipment/Capital work in Progress (CWIP)/Lease Receivables  
 (ii) FERV Loss of ₹221.64crore (Previous Year ₹225.31crore) has been recognised in the Statement of Profit and Loss.
48. Borrowing cost capitalised during the year is ₹1,781.75crore (Previous Year ₹1,118.38crore) in the respective carrying amount of Property, Plant and Equipment/Capital work in Progress (CWIP) as per Ind AS 23 'Borrowing Costs'.
49. Based on information available with the company, there are few suppliers/service providers who are registered as micro, small or medium enterprise under The Micro, Small and Medium Enterprises Development Act, 2006 (MSMED Act, 2006). Information in respect of micro and small enterprises as required by Companies Act 2013 and MSMED Act, 2006 is given as under:

(₹ in Crore)

Sr. No	Particulars	Trade Payables		Others	
		As at 31.03.2020	As at 31.03.2019	As at 31.03.2020	As at 31.03.2019
1	Principal amount and interest due thereon remaining unpaid to any supplier as at end of each accounting year:				
	Principal	11.58	33.27	2.98	22.30
	Interest	0.01	0.05	-	-
2	The amount of Interest paid by the buyer in terms of section 16 of the MSMED Act, 2006 along with the amount of the payment made to the supplier beyond the appointed day during each accounting year	0.04	-	-	-
3	The amount of interest due and payable for the period of delay in making payment (which have been paid but beyond the appointed day during the year) but without adding the interest specified under MSMED Act, 2006	-	0.01	-	-
4	The amount of interest accrued and remaining unpaid at the end of each accounting year	0.01	0.04	-	-
5	The amount of further interest remaining due and payable even in the succeeding years, until such date when the interest dues as above are actually paid to the small enterprise for the purpose of disallowance as a deductible expenditure under section 23 of the MSMED Act 2006	-	-	-	-

## 50. Application of new and revised Ind AS

- A) The company adopted Ind AS 116 with effect from 01.04.2019. The nature and effect of the changes as a result of adoption of the new accounting standard is described below.

Several other amendments and interpretations apply with effect from 01.04.2019, but do not have an impact on the financial statements of the Company. The Company has not early adopted any standards, interpretations or amendments that have been issued but are not yet effective.

### B) Ind AS 116 – Leases

Under the new standard, all lease contracts, with limited exceptions, are recognized in the financial statements by way of Right-of-Use (ROU) assets and corresponding lease liabilities. The Company has applied the standard to its leases, using the modified prospective method at the date of initial application (i.e. 01.04.2019), with the option to measure the ROU asset at an amount equal to the lease liability, adjusted by the amount of any prepaid or accrued lease payments relating to that lease recognized in the balance sheet immediately before the date of initial application. Accordingly, the Company has not restated comparative information and therefore will continue to be reported under the accounting policies included as part of our annual report for the year ended 31.03.2019.

The company has applied the new standard to service contracts of Dark Fiber, colocation & repeater shelter spaces, Office buildings on rent etc. to evaluate whether these contracts contains a lease or not. Based on evaluation of the terms and conditions of the arrangements, the Company has evaluated such arrangements to be leases.

The Company has applied following practical expedients on transition to Ind AS 116 on initial application:

- Use of single discount rate to portfolio of leases of similar assets in similar economic environment with similar end date
- Exclusion of initial direct cost from the measurement of the ROU asset at the date of initial application
- Not to recognize ROU assets and lease liabilities for leases with remaining lease term of upto 12 months from the date of initial application (i.e. 01.04.2019) by class of asset and leases of low value asset on lease by lease basis.

The adoption of the new standard resulted in recognition of "Right-of-Use asset" of ₹19.86crore and a corresponding Lease liability of ₹18.99crore. The remaining ₹0.87 crore pertains to the prepaid lease payments recognized in the balance sheet immediately before the date of initial application.

In respect of leasehold land that were classified as leases applying Ind AS 17, an amount of ₹438.18crore (gross carrying amount) and ₹42.75crore (accumulated depreciation) has been reclassified as ROU assets.

The following table provides a reconciliation of the Company's operating lease commitments as at 31.03.2019 to the total lease liability recognized on the balance sheet in accordance with Ind AS 116 as at 01.04.2019:

Particulars	Amount (₹ in crore)
Operating lease commitments as at 31.03.2019	83.24
Less: Short-term leases	5.38
Less: Effect of discounting (@ 7.16%)	58.87
Total lease liabilities at 01.04.2019	18.99

Short term leases: As part of transition, the Company has availed the practical expedient of not to apply the recognition requirements of Ind AS 116 to short term leases for recognition of assets and liabilities related to leases.

#### a) As a Lessor - Finance Leases:-

The Company has classified and accounted for the arrangements for state sector ULDC assets and bilateral assets as finance leases. Agreements for State Sector ULDC are for a period of 15 years and Bilateral Line Assets with the beneficiary are for the period as specified in CERC Regulations.

Other Non-Current Financial Assets and Other Current Financial Assets include lease receivables representing the present value of future lease rentals receivable on the finance lease transactions entered into by the company with the constituents in respect of State Sector ULDC and Bilateral Line Assets. Disclosure requirements of Ind AS 116 'Leases' notified under the Companies Act, 2013 are given as under:

(i) Details of gross investment in lease, un-earned finance income and present value of minimum lease payments receivables at the end of financial year are given as under:

Particulars	(₹ in Crore)	
	As at 31.03.2020	As at 31.03.2019
Gross investment in Lease	1547.26	1597.41
Un-earned Finance Income	980.06	1052.92
Present value of Minimum Lease Payment (MLP)	567.20	544.49

(ii) The value of contractual maturity of such leases is as under:

(₹ in Crore)

Particulars	Gross Investment in Lease		Present Value of MLP	
	As at 31.03.2020	As at 31.03.2019	As at 31.03.2020	As at 31.03.2019
Not later than one year	<b>132.37</b>	132.39	<b>50.15</b>	47.50
Later than one year and not later than two years	<b>127.38</b>	129.40	<b>46.21</b>	45.72
Later than two years and not later than three years	<b>127.19</b>	124.40	<b>47.02</b>	41.73
Later than three years and not later than four years	<b>127.19</b>	124.21	<b>48.14</b>	42.51
Later than four years and not later than five years	<b>127.19</b>	124.21	<b>49.39</b>	43.58
Later than five years	<b>905.94</b>	962.80	<b>326.29</b>	323.45
<b>Total</b>	<b>1,547.26</b>	<b>1,597.41</b>	<b>567.20</b>	<b>544.49</b>

(iii) There are differences in balance lease receivable as at year end as per accounts and tariff records on account of:

- (a) Undischarged liabilities amounting to ₹61.30crore (Previous Year ₹74.43crore). Such cost become part of project cost only on discharge of such liabilities.
- (b) Unamortized FERV on loans included in lease receivable amounting to ₹21.47crore (Previous Year ₹17.23crore). Such FERV are allowed to be recovered as part of tariff on actual payment basis.

**b) As a Lessee:-**

The company has taken assets on lease such as dark fiber, colocation & repeater shelter spaces and office buildings etc. for various periods which are assessed and accounted as per the requirements of Ind AS 116 – “Leases” and required disclosures as per the said Ind AS are as follows:

- (i) ROU Assets:  
Additions, termination/disposal and depreciation charge on right of use assets for the year and carrying amount of the same as at the end of the financial year by class of underlying asset is been disclosed in note no. 4 as a separate line item.
- (ii) Lease Liabilities:  
Interest expense on lease liabilities for the year is shown under note no. 38 and total cash outflow for leases for the year has been disclosed in statement of cash flow under financing activities as separate line item and maturity analysis of lease liabilities has been disclosed in note no. 62.
- (iii) Short term leases:  
The company, during the financial year, has incurred ₹48.85crore with respect to short term leases.  
The company was committed to short term leases and the total commitment of such leases at the end of financial year was ₹4.83crore.

**51. Additional demand of License fee raised by DoT**

The company holds National Long distance (NLD) and Internet Service Provider (ISP) licenses and is regularly paying the applicable license fee to DoT. The company has received additional demand of license fee amounting to ₹ 44039.23 crore (including penalty and interest up to 31.03.2020) for previous periods in respect of the above licenses by adding non-telecom revenue i.e., revenue related to transmission and consultancy as “Miscellaneous income” in Adjusted Gross Revenue (AGR).

In the light of judgment dated 24.10.2019 of Hon’ble Supreme Court on the dispute between DoT and Telecom Service Providers (TSPs) regarding interpretation of AGR, DoT vide communication dated 05.12.2019 requested submission of a comprehensive representation since all the demands are being re-examined w.r.t. the Hon’ble Supreme Court Judgement. The company has represented to DoT stating inter-alia that the demands raised are not sustainable either in law or on facts as the nature of license in case of telecom service providers is different and distinct from the licenses given to the company.

The Hon’ble Supreme Court vide its order dated 11.06.2020 has also observed that the licenses of Public Sector Undertakings (PSUs) are different and their judgment in the case between DoT and TSPs could not have been made the basis for raising the demand against the PSUs. The Hon’ble Supreme court has further ordered that the Department of Telecom should reconsider the demand that has been sprung and report compliance of the action taken.

In view of the above and based upon legal advice received, the management is of the opinion that the aforesaid demands are not payable by the Company.

**52. Disclosures relating to Regulatory Deferral Account Balances**

**i) Nature of rate regulated activities**

The company is mainly engaged in the business of transmission of power. The tariff for transmission of power is determined by the CERC through tariff regulations. The tariff is based on capital cost admitted by CERC and provides for transmission charges recovery of annual fixed cost consisting of Return on equity, Interest on loan capital, Depreciation, interest on working capital and Operation & Maintenance expenses.

ii) **Recognition and measurement**

FERV arising during the construction period for settlement/translation of monetary items (other than non-current loans) denominated in foreign currency to the extent recoverable/payable to the beneficiaries as capital cost as per CERC Tariff Regulations are accounted as Regulatory Deferral Account Balances. In respect of long term foreign currency loan drawn on or after 1st April, 2016, exchange difference to the extent recoverable as per CERC Tariff Regulations are recognised as Regulatory Deferral Account Balances. The company expects to recover these amounts through depreciation component of the tariff over the life of the asset or as exchange rate variation on repayment of the loan.

The tariff norms for the block period 2019-2024 notified by the Central Electricity Regulatory Commission (CERC) provide for grossing up of the return on equity based on effective tax rate for the financial year based on the actual tax paid during the year on the transmission income. Accordingly, deferred tax provided during the year ended 31.03.2020 on the transmission income is accounted as 'Deferred Assets against Deferred Tax Liability'. Deferred Assets against Deferred Tax Liability for the year will be reversed in future years (including tax holiday period) when the related deferred tax liability forms a part of current tax.

The company has recognized an amount of ₹ Nil crore (Previous Year ₹19.67crore) on account of pay revision as recoverable from the beneficiaries in subsequent periods under Regulatory Deferral Account Balances. These balances are to be adjusted in the year in which they become recoverable from beneficiaries as per CERC. Amount of regulatory deferral account balances is on undiscounted basis.

iii) **Risk associated with future recovery/ reversal of regulatory deferral account balances**

- (a) regulatory risk on account of changes in regulations.
- (b) other risks including currency or other market risks, if any.

Any change in the Tariff regulations beyond the current tariff period ending on 31.03.2024 may have an impact on the recovery of Regulatory Deferral Account Balances.

The Regulatory Deferral Account Balances (assets) recognized in the books to be recovered from the beneficiaries in future periods are as follows:

(₹ in Crore)

Particulars	As at 31.03.2020	As at 31.03.2019
A. Opening Balance	8,083.27	11,304.22
B. Addition/(deduction) during the year	2,045.17	(3,220.95)
C. Amount collected/refunded during the year	5.38	-
D. Regulated Income/(Expense) recognized in the statement of Profit and Loss	2,039.79	(3,220.95)
E. Closing Balance	10123.06	8,083.27
F. Tax on Regulated Income/(Expense) recognized in the statement of Profit and Loss	356.39	(694.08)

53. **Disclosure as required by Regulation 34 (3) of SEBI (Listing Obligations and Disclosure Requirements) Regulations, 2015**

A. Loans and Advances in nature of Loans:

1. To Subsidiary Companies and Joint Ventures

(₹ in Crore)

Name of the Company	Outstanding balance		Maximum amount outstanding	
	As at 31.03.2020	As at 31.03.2019	For the year ended 31.03.2020	For the year ended 31.03.2019
<b>Subsidiary</b>				
Powergrid NM Transmission Limited	1,088.90	1,085.90	1,088.90	1,085.90
Powergrid Vizag Transmission Limited	531.50	614.50	614.50	708.43
Powergrid Unchahar Transmission Limited	40.32	46.32	46.32	55.92
Powergrid Kala Amb Transmission Limited	203.26	225.28	225.28	248.36
Powergrid Jabalpur Transmission Limited	1,221.56	1,289.58	1,289.58	1,289.58
Powergrid Warora Transmission Limited	1,564.00	1,682.00	1,682.00	1,754.55
Powergrid Parli Transmission Limited	1,366.50	1,475.50	1,475.50	1,531.52
Powergrid Southern Interconnector Transmission System Limited	2,863.66	2,707.56	2,863.66	2,707.56

(₹ in Crore)

Name of the Company	Outstanding balance		Maximum amount outstanding	
	As at 31.03.2020	As at 31.03.2019	For the year ended 31.03.2020	For the year ended 31.03.2019
Powergrid Medinipur Jeerat Transmission Limited	<b>2,082.26</b>	1,269.78	<b>2,082.26</b>	1,269.78
Powergrid Mithilanchal Transmission Limited	<b>647.97</b>	203.53	<b>647.97</b>	203.53
Powergrid Varanasi Transmission System Limited	<b>536.26</b>	202.19	<b>536.26</b>	202.19
Powergrid Jawaharpur Firozabad Transmission Limited	<b>211.34</b>	4.60	<b>211.34</b>	4.60
Powergrid Khetri Transmission System Limited	<b>212.47</b>	NA	<b>212.47</b>	NA
Powergrid Bhuj Transmission Limited	<b>83.01</b>	NA	<b>83.01</b>	NA
Powergrid Bhind Guna Transmission Limited	<b>48.05</b>	NA	<b>48.05</b>	NA
Powergrid Ajmer Phagi Transmission Limited	<b>162.70</b>	NA	<b>162.70</b>	NA
Powergrid Fatehgarh Transmission Limited	<b>146.79</b>	NA	<b>146.79</b>	NA
Powergrid Rampur Sambhal Transmission Limited	<b>15.14</b>	NA	<b>15.14</b>	NA
Powergrid Meerut Simbhavali Transmission Limited	<b>30.98</b>	NA	<b>30.98</b>	NA
<b>Joint Ventures</b>				
National High Power Test Laboratory Private Limited	<b>18.40</b>	6.00	<b>18.40</b>	6.00
Teestavalley Power Transmission Limited	<b>77.12</b>	77.12	<b>191.72</b>	77.12
<b>Total</b>	<b>13,152.19</b>	<b>10889.86</b>	<b>13,672.83</b>	<b>11,145.04</b>

2. To firms/companies in which directors are interested : NIL

B. Investment by the loanee (as detailed above) in the shares of Power Grid Corporation of India Ltd: NIL

#### 54. Corporate Social Responsibility (CSR) Expenses

As per Section 135 of the Companies Act, 2013 along with Companies (Corporate Social Responsibility Policy) Rules, 2014 read with DPE guidelines no F.No.15 (13)/2013-DPE (GM), the Company is required to spend, in every financial year, at least two per cent of the average net profits of the Company made during the three immediately preceding financial years in accordance with its CSR Policy. The details of CSR expenses for the year are as under:-

(₹ in Crore)

SI. No.	PARTICULARS	For the year ended 31.03.2020	For the year ended 31.03.2019
A	Amount required to be spent during the year	<b>209.92</b>	186.72
B	Amount spent on CSR –		
	(i) Construction or acquisition of any asset	<b>111.12</b>	44.26
	(ii) on Purpose other than (i) above	<b>235.09</b>	151.26
C	Total Shortfall/(Excess) amount	<b>(136.29)</b>	(8.79)
D	Break-up of the amount spent on CSR		
	1 Education and Skill Development expenses	<b>46.89</b>	14.50
	2 Ecology and Environment Expenses	<b>37.30</b>	16.71
	3 Health and Sanitation expenses	<b>219.30</b>	102.79
	4 Sports, Art and Culture expenses	<b>0.09</b>	2.55
	5 Protection of national heritage, art and culture including restoration of building and sites of historical importance	<b>2.32</b>	8.50
	6 Other CSR activities	<b>36.97</b>	43.30
	7 Salaries, wages and other benefits of Company's own CSR personnel limited to 5% of total amount required to be spent on CSR	<b>3.34</b>	7.17
	<b>Total Amount spent on CSR</b>	<b>346.21</b>	195.52
	Amount spent in Cash out of above	<b>337.65</b>	188.28
	Amount yet to be spent in Cash	<b>8.56</b>	7.24



## 55. Fair Value Measurement

(₹ in Crore)

Financial Instruments by category	As at 31.03.2020		As at 31.03.2019	
	FVOCI	Amortised cost	FVOCI	Amortised cost
<b>Financial Assets</b>				
<u>Investments</u>				
<u>Equity Instruments</u>				
PTC India Limited (12000006 shares of ₹ 10 each)	46.50		88.14	
Energy Efficiency Services Limited (56118350 (Previous Year 37704350) shares of ₹ 10 each)	52.40		41.70	
Trade Receivables		4,867.90		4,649.80
Loans		13,480.62		11,125.86
Cash & cash Equivalents		4,795.67		3,643.14
Bank Balance		609.94		852.37
<u>Other Financial Assets</u>				
Current		5,828.84		6,918.54
Non-Current		4,095.69		4,384.90
<b>Total Financial assets</b>	<b>98.90</b>	<b>33,678.66</b>	<b>129.84</b>	<b>31,574.61</b>
<b>Financial Liabilities</b>				
Borrowings		1,51,270.16		1,49,477.78
Trade Payables		225.72		364.11
Other Financial Liabilities				
Current		7,982.57		8,747.91
Non-Current		3,515.63		3,897.44
<b>Total financial liabilities</b>	<b>-</b>	<b>1,62,994.08</b>	<b>-</b>	<b>1,62,487.24</b>

This section explains the judgements and estimates made in determining the fair values of the financial instruments that are measured at fair value and financial instruments that are measured at amortised cost and for which fair values are disclosed in the financial statements. To provide an indication about the reliability of the inputs used in determining fair value, the company has classified its financial instruments into the three levels prescribed under the accounting standard. An explanation of each level follows underneath the table.

## Financial instruments that are measured at Fair value:

(₹ in Crore)

Particulars	Level 1	Level 2	Level 3	Total
<b>As at 31.03.2020</b>				
<b>Financial Assets</b>				
<u>Investments</u>				
<u>Equity Instruments</u>				
PTC India Limited (12000006 shares of ₹ 10 each)	46.50	-	-	46.50
Energy Efficiency Services Limited (56118350 shares of ₹ 10 each)	-	52.40	-	52.40
<b>Total Financial Assets</b>	<b>46.50</b>	<b>52.40</b>	<b>-</b>	<b>98.90</b>

(₹ in Crore)

Particulars	Level 1	Level 2	Level 3	Total
<b>As at 31.03.2019</b>				
<b>Financial Assets</b>				
<u>Investments</u>				
<u>Equity Instruments</u>				
PTC India Limited (12000006 shares of ₹ 10 each)	88.14	-	-	88.14
Energy Efficiency Services Limited (37704350 shares of ₹ 10 each)	-	41.70	-	41.70
<b>Total Financial Assets</b>	<b>88.14</b>	<b>41.70</b>	<b>-</b>	<b>129.84</b>

**Financial instruments that are measured at Amortised Cost:**

(₹ in Crore)

Particulars	Level	As at 31.03.2020		As at 31.03.2019	
		Carrying Amount	Fair value	Carrying Amount	Fair value
<b>Financial Assets</b>					
<b>Loans</b>					
Loans to Subsidiaries	2	13,056.67	13,042.90	10806.74	10662.48
Loan to Joint Venture	2	95.52	92.59	83.12	83.48
Loans to employees	2	328.43	320.73	235.99	224.22
<b>Total Financial Assets</b>		<b>13,480.62</b>	<b>13,456.22</b>	<b>11,125.85</b>	<b>10970.18</b>
<b>Financial Liabilities</b>					
Borrowings	2	1,51,270.16	1,56,200.86	1,49,477.78	1,47,699.95
Deposits/retention money from contractors and others	2	3,502.93	3,846.38	3,897.44	3,918.78
<b>Total financial liabilities</b>		<b>1,54,773.09</b>	<b>1,60,047.24</b>	<b>1,53,375.22</b>	<b>1,51,618.73</b>

The carrying amounts of trade receivables, trade payables, cash and cash equivalents and other current financial liabilities are considered to be the same as their fair values, due to their short-term nature.

For financial assets that are measured at fair value, the carrying amounts are equal to the fair values.

**Level 1:** Level 1 hierarchy includes financial instruments measured using quoted prices. This includes listed equity bonds which are traded in the stock exchanges, valued using the closing price as at the reporting period.

**Level 2:** The fair value of financial instruments that are not traded in an active market (for example, traded bonds) is determined using valuation techniques which maximise the use of observable market data and rely as little as possible on entity-specific estimates. If all significant inputs required to fair value an instrument are observable, the instrument is included in level 2.

**Level 3:** If one or more of the significant inputs is not based on observable market data, the instrument is included in level 3. This is the case for unlisted equity securities, contingent consideration and indemnification assets included in level 3.

There are no transfers between levels 1 and 2 during the year. The company's policy is to recognise transfers into and transfers out of fair value hierarchy levels as at the end of the reporting period.

**Valuation technique used to determine fair value:**

Specific valuation techniques used to value financial instruments include:

- the use of quoted market prices or dealer quotes for similar instruments
- the fair value of Energy Efficiency Services Limited has been determined by making qualitative adjustment to trading multiples such as P/E, EV/EBITDA of comparable listed prices. The same has been included in Level 2 fair value hierarchy.
- the fair value of the remaining financial instruments is determined using discounted cash flow analysis.

All of the resulting fair value estimates are included in level 2 apart from equity instruments of PTC India Limited which is included in Level 1 fair value hierarchy.

Fair value of financial instruments has been determined by an independent valuer.

**56. Disclosure as per Ind AS 24 - "Related Party Disclosures"**
**(a) Subsidiaries**

Name of entity	Place of business/ country of incorporation	Proportion of Ownership Interest	
		As at 31.03.2020	As at 31.03.2019
Powergrid Vizag Transmission Limited	India	100%	100%
Powergrid NM Transmission Limited	India	100%	100%
Powergrid Unchahar Transmission Limited	India	100%	100%
Powergrid Kala Amb Transmission Limited	India	100%	100%
Powergrid Jabalpur Transmission Limited	India	100%	100%
Powergrid Warora Transmission Limited	India	100%	100%
Powergrid Parli Transmission Limited	India	100%	100%
Powergrid Southern Interconnector Transmission System Limited	India	100%	100%

## 56. Disclosure as per Ind AS 24 - "Related Party Disclosures" (Contd.)

Name of entity	Place of business/ country of incorporation	Proportion of Ownership Interest	
		As at 31.03.2020	As at 31.03.2019
Powergrid Vemagiri Transmission Limited	India	100%	100%
Powergrid Medinipur Jeerat Transmission Limited	India	100%	100%
Powergrid Mithilanchal Transmission Limited (erstwhile ERSS XXI Transmission Limited)	India	100%	100%
Powergrid Varanasi Transmission System Limited (erstwhile WR-NR Power Transmission Limited )	India	100%	100%
Powergrid Jawaharpur Firozabad Transmission Limited (erstwhile Jawaharpur Firozabad Transmission Limited)	India	100%	100%
Powergrid Khetri Transmission System Limited (Erstwhile Khetri Transco Limited) <sup>1</sup>	India	100%	Not Applicable
Powergrid Bhuj Transmission Limited (Erstwhile Bhuj-II Transmission Limited) <sup>2</sup>	India	100%	Not Applicable
Powergrid Bhind Guna Transmission Limited (Erstwhile Bhind Guna Transmission Limited) <sup>3</sup>	India	100%	Not Applicable
Powergrid Ajmer Phagi Transmission Limited (Erstwhile Ajmer Phagi Transco Limited) <sup>4</sup>	India	100%	Not Applicable
Powergrid Fatehgarh Transmission Limited (Erstwhile Fatehgarh-II Transco Limited) <sup>5</sup>	India	100%	Not Applicable
Powergrid Rampur Sambhal Transmission Limited (Erstwhile Rampur Sambhal Transco Limited) <sup>6</sup>	India	100%	Not Applicable
Powergrid Meerut Simbhavali Transmission Limited (Erstwhile Meerut-Simbhavali Transmission Limited) <sup>7</sup>	India	100%	Not Applicable

<sup>1</sup> 100% equity acquired from REC Transmission Projects Limited on 29th August, 2019.

<sup>2</sup> 100% equity acquired from PFC Consulting Limited on 16th October, 2019.

<sup>3</sup> 100% equity acquired from REC Transmission Projects Limited on 11th September, 2019.

<sup>4</sup> 100% equity acquired from REC Transmission Projects Limited on 03rd October, 2019.

<sup>5</sup> 100% equity acquired from PFC Consulting Limited on 14th October, 2019.

<sup>6</sup> 100% equity acquired from REC Transmission Projects Limited on 12th December, 2019.

<sup>7</sup> 100% equity acquired from PFC Consulting Limited on 19th December, 2019.

**(b) Joint Ventures**

Name of entity	Place of business/ country of incorporation	Proportion of Ownership Interest	
		As at 31.03.2020	As at 31.03.2019
Powerlinks Transmission Limited	India	49%	49%
Torrent Power Grid Limited	India	26%	26%
Jaypee Powergrid Limited	India	26%	26%
Parbati Koldam Transmission Company Limited	India	26%	26%
Teestavalley Power Transmission Limited#	India	30.92%	28.23%
North East Transmission Company Limited	India	26%	26%
National High Power Test Laboratory Private Limited	India	20%	20%
Bihar Grid Company Limited	India	50%	50%
Kalinga Bidyut Prasaran Nigam Private Limited##	India	50%	50%
Cross Border Power Transmission Company Limited	India	26%	26%
RINL Powergrid TLT Private Limited###	India	50%	50%
Power Transmission Company Nepal Limited	Nepal	26%	26%

# POWERGRID & Teesta Urja Ltd are the Joint venture partners in Teestavalley Power Transmission Limited & holds 26% & 74 % equity, respectively as per Shareholding agreement. On call of additional equity by Teestavalley Power Transmission limited, POWERGRID contributed their share amounting ₹ 14.56 crore (previous year ₹ 11.28 crore) while the other JV partner has not yet contributed their share of money as on 31.03.2020. Consequently, the holding of POWERGRID increased to 30.92% (previous year 28.23%) as on 31.03.2020 against 26% provided in shareholding agreement.

## Shareholders of M/s Kalinga Bidyut Prasaran Nigam Pvt Ltd (KBPNL), JV between M/s POWERGRID & M/s OPTCL in their Extra Ordinary General Meeting held on 02.01.2020 approved the striking off of the name of the company pursuant to section 248 (2) of the

## 56. Disclosure as per Ind AS 24 - "Related Party Disclosures" (Contd.)

Companies Act, 2013. Accordingly, e-form STK-2 vide SRN NO- R30789564 has been filed in Registrar of Companies (ROC), Odisha on Dated 21.01.2020 for removal of name of the Company. The present status of striking off of the Company (M/s KBPNL) as per MCA website is "Under Process of Striking Off".

### POWERGRID's Board of Directors in its meeting held on 1st May 2018 accorded in principle approval to close RINL Powergrid TLT Private Limited (RPTPL) and seek consent of other JV Partner Rashtriya Ispat Nigam Limited (RINL). RINL's Board of Directors in its meeting held on 01st March, 2019 has agreed in principle for winding up proceedings of RPTPL & to seek the approval from Ministry of Steel, Government of India, for closure of RPTPL. RINL's Board of Directors in its meeting held on 05th November, 2019 has advised to put up the closure proposal again to Ministry of steel for onward submission to NITI Ayog. The Approval from Government is awaited.

### (c) Key Managerial Personnel

#### Whole Time Directors

Name	Designation
Shri K. Sreekant	Chairman & Managing Director (Relinquished the charge of post of Director (Finance) and assumed charge of Chairman & Managing Director w.e.f. 05.08.2019)
Shri Ravi P. Singh	Director (Personnel) & Additional Charge of Chairman & Managing Director w.e.f. 21.01.2019 to 05.08.2019 and superannuated on 31.01.2020
Ms. Seema Gupta	Director (Operations) & Additional Charge of Director (Finance) w.e.f. 30.09.2019 to 05.11.2019. Further Additional charge of Director (Finance) w.e.f. 06.02.2020
Shri Rajeev Kumar Chauhan	Director (Projects)
Shri Vinod Kumar Singh	Director (Personnel) w.e.f. 01.02.2020

#### Independent Directors

Name	Designation
Shri Tse Ten Dorji	Independent Director ceased to be director on 15.02.2020
Shri Manoj Kumar Mittal	Independent Director
Shri Sunil Kumar Sharma	Independent Director
Smt. A.R. Mahalakshmi	Independent Director
Shri M.N. Venkatesan	Independent Director w.e.f. 11.07.2019
Shri Jagdish Ishwar Bhai Patel	Independent Director ceased to be director on 26.09.2019

#### Government Nominee Directors and other KMP

Name	Designation
Shri S.K.G. Rahate	Government Nominee Director w.e.f. 27.09.2019 to 16.03.2020
Shri Vivek Kumar Dewangan	Government Nominee Director ceased to be director on 07.06.2019
Shri Ghanshyam Prasad	Government Nominee Director ceased to be director on 23.09.2019
Shri Anurag Agarwal	Government Nominee Director w.e.f. 27.06.2019 to 12.07.2019
Shri Dilip Nigam	Government Nominee Director w.e.f. 28.12.2019
Shri Sanjay Malhotra	Government Nominee Director w.e.f. 31.01.2020 to 16.03.2020
Shri Tanmay Kumar	Government Nominee Director w.e.f. 18.03.2020
Smt. Divya Tandon	Company Secretary
Shri K. S. R. Murty	CFO w.e.f. 27.08.2019

### (d) List of Other Related Parties

Name of Entity	Place of business/country of incorporation	Nature of Relationship
Powergrid Employees P.F. Trust	India	Post-employment benefit plan of Powergrid
Powergrid Self Contributory Superannuation Benefit (Pension) Fund Trust	India	Post-employment benefit plan of Powergrid
Powergrid Employees Gratuity Fund Trust	India	Post-employment benefit plan of Powergrid
Powergrid Employees Post-Retirement Medical Benefit Trust	India	Post Retirement Benefit plan of Powergrid

**56. Disclosure as per Ind AS 24 - "Related Party Disclosures" (Contd.)****(e) Government Related Entities**

The company is controlled by the Government of India (GOI), being a Central Public Sector Enterprise (CPSE) under the Ministry of Power, with GOI holding 51.34% (Previous Year 55.37%) of equity shares capital issued and paid up.

The Company has business transactions with other entities controlled by the GOI for procurement of capital equipment, spares and services. Transactions with these entities are carried out at market terms on arms-length basis through a transparent price discovery process against open tenders, except in a few cases of procurement of spares/services from Original Equipment Manufacturer (OEM) for proprietary items/or on single tender basis due to urgency, compatibility or other reasons. Such single tender procurements are also done through a process of negotiation with prices benchmarked against available price data of same/similar items.

The above transactions are in the course of normal day-to-day business operations and are not considered to be significant keeping in view the size, either individually or collectively.

**(f) Outstanding balances arising from sales/purchases of goods and services**

The following balances are outstanding at the end of the reporting period in relation to transactions with related parties:

(₹ in crore)

Particulars	As at 31.03.2020	As at 31.03.2019
<b>Amounts Receivable</b>		
<b>Loans to Subsidiaries</b>		
Powergrid NM Transmission Limited	<b>1,088.90</b>	1,085.90
Powergrid Vizag Transmission Limited	<b>531.50</b>	614.50
Powergrid Unchahar Transmission Limited	<b>40.32</b>	46.32
Powergrid Kala Amb Transmission Limited	<b>203.26</b>	225.28
Powergrid Jabalpur Transmission Limited	<b>1,221.56</b>	1,289.58
Powergrid Warora Transmission Limited	<b>1,564.00</b>	1,682.00
Powergrid Parli Transmission Limited	<b>1,366.50</b>	1,475.50
Powergrid Southern Interconnector Transmission System Limited	<b>2,863.66</b>	2,707.56
Powergrid Medinipur Jeerat Transmission Limited	<b>2,082.26</b>	1,269.78
Powergrid Mithilanchal Transmission Limited	<b>647.97</b>	203.53
Powergrid Varanasi Transmission System Limited	<b>536.26</b>	202.19
Powergrid Jawaharpur Firozabad Transmission Limited	<b>211.34</b>	4.60
Powergrid Khetri Transmission System Limited	<b>212.47</b>	-
Powergrid Bhuj Transmission Limited	<b>83.01</b>	-
Powergrid Bhind Guna Transmission Limited	<b>48.05</b>	-
Powergrid Ajmer Phagi Transmission Limited	<b>162.70</b>	-
Powergrid Fatehgarh Transmission Limited	<b>146.79</b>	-
Powergrid Rampur Sambhal Transmission Limited	<b>15.14</b>	-
Powergrid Meerut Simbhavali Transmission Limited	<b>30.98</b>	-
<b>Total</b>	<b>13,056.67</b>	<b>10806.74</b>
<b>Loans to Joint Ventures</b>		
National High Power Test Laboratory Private Limited	<b>18.40</b>	6.00
Teestavalley Power Transmission Limited	<b>77.12</b>	77.12
<b>Total</b>	<b>95.52</b>	<b>83.12</b>
<b>Interest Accrued on loan to Subsidiaries</b>		
Powergrid NM Transmission Limited	-	38.63
Powergrid Jabalpur Transmission Limited	-	15.26
Powergrid Southern Interconnector Transmission System Limited	-	43.77
Powergrid Medinipur Jeerat Transmission Limited	<b>28.80</b>	8.24
Powergrid Mithilanchal Transmission Limited	<b>6.83</b>	0.30
Powergrid Varanasi Transmission System Limited	<b>6.36</b>	0.70
Powergrid Jawaharpur Firozabad Transmission Limited	<b>4.42</b>	-

**56. Disclosure as per Ind AS 24 - "Related Party Disclosures" (Contd.)**

(₹ in crore)

<b>Particulars</b>	<b>As at 31.03.2020</b>	<b>As at 31.03.2019</b>
Powergrid Khetri Transmission System Limited	2.40	-
Powergrid Bhuj Transmission Limited	0.53	-
Powergrid Bhind Guna Transmission Limited	0.21	-
Powergrid Ajmer Phagi Transmission Limited	0.92	-
Powergrid Fatehgarh Transmission Limited	1.12	-
Powergrid Rampur Sambhal Transmission Limited	0.02	-
Powergrid Meerut Simbhavali Transmission Limited	0.10	-
<b>Total</b>	<b>51.71</b>	<b>106.90</b>
<b>Interest Accrued on loan to Joint Ventures</b>		
National High Power Test Laboratory Private Limited	0.27	-
Teestavalley Power Transmission Limited	0.90	1.62
<b>Total</b>	<b>1.17</b>	<b>1.62</b>
<b>Share Application Money</b>		
<u>Joint Ventures:</u>		
Bihar Grid Company Limited (allotted on 05.05.2020)	6.50	-
<b>Loans to Key Managerial Personnel</b>	<b>0.09</b>	0.18
<b>Other receivables</b>		
<u>Subsidiaries</u>		
Powergrid Vemagiri Transmission Limited (fully provided refer note no. 11)	19.40	19.40
Powergrid NM Transmission Limited	89.06	67.38
Powergrid Vizag Transmission Limited	0.15	-
Powergrid Unchahar Transmission Limited	0.72	0.09
Powergrid Jabalpur Transmission Limited	0.52	4.43
Powergrid Warora Transmission Limited	2.93	3.18
Powergrid Parli Transmission Limited	1.36	2.62
Powergrid Southern Interconnector Transmission System Limited	42.02	9.21
Powergrid Medinipur Jeerat Transmission Limited	12.78	30.48
Powergrid Mithilanchal Transmission Limited	10.90	3.22
Powergrid Varanasi Transmission System Limited	7.59	6.25
Powergrid Jawaharpur Firozabad Transmission Limited	3.08	1.58
Powergrid Khetri Transmission System Limited	3.94	-
Powergrid Bhuj Transmission Limited	1.06	-
Powergrid Bhind Guna Transmission Limited	0.85	-
Powergrid Ajmer Phagi Transmission Limited	3.01	-
Powergrid Fatehgarh Transmission Limited	2.51	-
Powergrid Rampur Sambhal Transmission Limited	2.45	-
Powergrid Meerut Simbhavali Transmission Limited	3.43	-
<b>Total</b>	<b>207.76</b>	<b>147.84</b>
<u>Joint Ventures</u>		
Powerlinks Transmission Limited	0.02	-
Torrent Power Grid Limited	0.19	0.01
Jaypee Powergrid Limited	0.02	0.02
Parbati Koldam Transmission Company Limited	0.38	0.38
Teestavalley Power Transmission Limited	8.06	-
North East Transmission Company Limited	1.42	-
National High Power Test Laboratory Private Limited	1.18	34.02

Standalone Financial Statements

## 56. Disclosure as per Ind AS 24 - "Related Party Disclosures" (Contd.)

(₹ in crore)

Particulars	As at 31.03.2020	As at 31.03.2019
Cross Border Power Transmission Company Limited	0.67	-
Power Transmission Company Nepal Limited	-	3.10
<b>Total</b>	<b>11.94</b>	<b>37.53</b>
<b>Other receivables</b>	<b>219.70</b>	<b>185.37</b>
<b>Advances /Amounts Payable</b>		
<u>Joint Ventures</u>		
Powerlinks Transmission Limited	2.78	2.72
Teestavalley Power Transmission Limited	47.56	35.32
North East Transmission Company Limited	20.29	7.96
Bihar Grid Company Limited	0.30	1.52
Cross Border Power Transmission Company Limited	11.12	10.14
<b>Total payables to related parties</b>	<b>82.05</b>	<b>57.66</b>
<b>Other Related Parties</b>		
<u>Outstanding balances with Employees Benefit Trust</u>		
Powergrid Employees P.F. Trust	34.74	35.54
Powergrid Self Contributory Superannuation Benefit (Pension) Fund Trust	11.01	11.77
Powergrid Employees Gratuity Fund Trust	16.22	5.47
Powergrid Employees Post-Retirement Medical Benefit Trust	27.14	20.53
<b>Total</b>	<b>89.11</b>	<b>73.31</b>

Refer note no. 59 for guarantee given on behalf of related parties.

**(g) Transactions with related parties**

The following transactions occurred with related parties:

(₹ in crore)

Particulars	For the year ended 31.03.2020	For the year ended 31.03.2019
<b>Services provided by the Company</b>		
<b>Consultancy Income</b>		
<u>Subsidiaries</u>		
Powergrid NM Transmission Limited	2.38	7.39
Powergrid Vizag Transmission Limited	4.05	3.92
Powergrid Unchahar Transmission Limited	0.36	0.34
Powergrid Kala Amb Transmission Limited	5.86	5.83
Powergrid Jabalpur Transmission Limited	4.14	18.33
Powergrid Warora Transmission Limited	13.78	13.77
Powergrid Parli Transmission Limited	13.69	14.45
Powergrid Southern Interconnector Transmission System Limited	8.06	36.65
Powergrid Medinipur Jeerat Transmission Limited	42.00	51.33
Powergrid Mithilanchal Transmission Limited	24.69	7.78
Powergrid Varanasi Transmission System Limited	19.14	11.17
Powergrid Jawaharpur Firozabad Transmission Limited	6.38	1.45
Powergrid Khetri Transmission System Limited	6.43	-
Powergrid Bhuj Transmission Limited	3.29	-
Powergrid Bhind Guna Transmission Limited	1.99	-
Powergrid Ajmer Phagi Transmission Limited	4.55	-
Powergrid Fatehgarh Transmission Limited	4.30	-
Powergrid Rampur Sambhal Transmission Limited	2.26	-

**56. Disclosure as per Ind AS 24 - "Related Party Disclosures" (Contd.)**

(₹ in crore)

Particulars	For the year ended 31.03.2020	For the year ended 31.03.2019
Powergrid Meerut Simbhavali Transmission Limited	3.18	-
<b>Total</b>	<b>170.53</b>	<b>172.41</b>
<u>Joint Ventures</u>		
Torrent Power Grid Limited	0.64	1.37
Jaypee Powergrid Limited	0.64	1.12
Parbati Koldam Transmission Company Limited	-	0.01
Teestavalley Power Transmission Limited	1.61	5.80
North East Transmission Company Limited	4.49	5.22
National High Power Test Laboratory Private Limited	0.84	0.54
Bihar Grid Company Limited	13.11	16.26
Cross Border Power Transmission Company Limited	2.02	2.05
Power Transmission Company Nepal Limited	-	1.66
<b>Total</b>	<b>23.35</b>	<b>34.03</b>
<b>Consultancy Income</b>	<b>193.88</b>	<b>206.44</b>
<u>Interest on Loan</u>		
<u>Subsidiaries</u>		
Powergrid NM Transmission Limited	89.55	80.32
Powergrid Vizag Transmission Limited	47.30	56.37
Powergrid Unchahar Transmission Limited	3.61	4.29
Powergrid Kala Amb Transmission Limited	16.56	18.47
Powergrid Jabalpur Transmission Limited	101.62	95.96
Powergrid Warora Transmission Limited	126.71	131.71
Powergrid Parli Transmission Limited	110.93	117.12
Powergrid Southern Interconnector Transmission System Limited	217.90	196.60
Powergrid Medinipur Jeerat Transmission Limited	133.41	47.06
Powergrid Mithilanchal Transmission Limited	32.13	7.88
Powergrid Varanasi Transmission System Limited	26.82	4.14
Powergrid Jawaharpur Firozabad Transmission Limited	5.45	0.01
Powergrid Khetri Transmission System Limited	3.23	-
Powergrid Bhuj Transmission Limited	1.17	-
Powergrid Bhind Guna Transmission Limited	0.40	-
Powergrid Ajmer Phagi Transmission Limited	1.30	-
Powergrid Fatehgarh Transmission Limited	1.61	-
Powergrid Rampur Sambhal Transmission Limited	0.16	-
Powergrid Meerut Simbhavali Transmission Limited	0.26	-
<b>Total</b>	<b>920.12</b>	<b>759.93</b>
<u>Joint Ventures</u>		
National High Power Test Laboratory Private Limited	1.40	0.60
Teestavalley Power Transmission Limited	12.60	1.80
<b>Total</b>	<b>14.00</b>	<b>2.40</b>
<b>Interest on Loan</b>	<b>934.12</b>	<b>762.33</b>
<u>Dividend received</u>		
<u>Subsidiaries</u>		
Powergrid Vizag Transmission Limited	71.31	29.99
Powergrid Unchahar Transmission Limited	8.10	4.02
Powergrid Kala Amb Transmission Limited	10.52	9.03



## 56. Disclosure as per Ind AS 24 - "Related Party Disclosures" (Contd.)

(₹ in crore)

Particulars	For the year ended 31.03.2020	For the year ended 31.03.2019
Powergrid Jabalpur Transmission Limited	28.01	-
Powergrid Warora Transmission Limited	38.91	27.76
Powergrid Parli Transmission Limited	71.41	15.89
<b>Total</b>	<b>228.26</b>	<b>86.69</b>
<u>Joint Ventures</u>		
Powerlinks Transmission Limited	34.40	25.22
Torrent Power Grid Limited	5.38	2.34
Jaypee Powergrid Limited	4.29	12.09
Parbati Koldam Transmission Company Limited	9.93	11.35
North East Transmission Company Limited	12.83	5.35
Cross Border Power Transmission Company Limited	1.26	-
Power Transmission Company Nepal Limited	1.32	1.32
<b>Total</b>	<b>69.41</b>	<b>57.67</b>
<b>Dividend received</b>	<b>297.67</b>	<b>144.36</b>
<u>Other income</u>		
Powergrid Unchahar Transmission Limited	0.03	-
<b>Investments made during the year (Equity)</b>		
<u>Subsidiaries</u>		
Powergrid NM Transmission Limited	14.40	52.00
Powergrid Kala Amb Transmission Limited	-	5.00
Powergrid Jabalpur Transmission Limited	44.00	173.00
Powergrid Warora Transmission Limited	67.00	150.00
Powergrid Parli Transmission Limited	91.00	228.40
Powergrid Southern Interconnector Transmission System Limited	193.50	515.45
Powergrid Medinipur Jeerat Transmission Limited	289.32	-
Powergrid Mithilanchal Transmission Limited	119.95	-
Powergrid Varanasi Transmission System Limited	125.00	-
Powergrid Jawaharpur Firozabad Transmission Limited	-	0.05
Powergrid Khetri Transmission System Limited	0.05	-
Powergrid Bhuj Transmission Limited	0.01	-
Powergrid Bhind Guna Transmission Limited	0.05	-
Powergrid Ajmer Phagi Transmission Limited	0.05	-
Powergrid Fatehgarh Transmission Limited	0.01	-
Powergrid Rampur Sambhal Transmission Limited	0.05	-
Powergrid Meerut Simbhavali Transmission Limited	0.01	-
<b>Total</b>	<b>944.40</b>	<b>1,123.90</b>
<u>Joint Ventures</u>		
Teestavalley Power Transmission Limited	14.56	11.28
Bihar Grid Company Limited	85.61	15.45
RINL Powergrid TLT Pvt. Ltd	-	0.60
<b>Total</b>	<b>100.17</b>	<b>27.33</b>
<b>Investments made during the year (Equity)</b>	<b>1,044.57</b>	<b>1,151.23</b>
<b>Loans given during the year</b>		
<u>Subsidiaries</u>		
Powergrid NM Transmission Limited	3.00	161.60
Powergrid Kala Amb Transmission Limited	4.06	10.80

**56. Disclosure as per Ind AS 24 - "Related Party Disclosures" (Contd.)**

(₹ in crore)

<b>Particulars</b>	<b>For the year ended 31.03.2020</b>	<b>For the year ended 31.03.2019</b>
Powergrid Jabalpur Transmission Limited	-	322.58
Powergrid Warora Transmission Limited	<b>12.40</b>	96.67
Powergrid Parli Transmission Limited	-	54.94
Powergrid Southern Interconnector Transmission System Limited	<b>156.10</b>	883.95
Powergrid Medinipur Jeerat Transmission Limited	<b>812.48</b>	1,017.21
Powergrid Mithilanchal Transmission Limited	<b>444.44</b>	203.53
Powergrid Varanasi Transmission System Limited	<b>334.07</b>	202.19
Powergrid Jawaharpur Firozabad Transmission Limited	<b>206.75</b>	4.60
Powergrid Khetri Transmission System Limited	<b>229.06</b>	-
Powergrid Bhuj Transmission Limited	<b>83.01</b>	-
Powergrid Bhind Guna Transmission Limited	<b>53.34</b>	-
Powergrid Ajmer Phagi Transmission Limited	<b>172.89</b>	-
Powergrid Fatehgarh Transmission Limited	<b>161.32</b>	-
Powergrid Rampur Sambhal Transmission Limited	<b>22.74</b>	-
Powergrid Meerut Simbhavali Transmission Limited	<b>38.47</b>	-
<b>Total</b>	<b>2,734.13</b>	<b>2,958.07</b>
<u>Joint Ventures</u>		
National High Power Test Laboratory Private Limited	<b>12.40</b>	-
Teestavalley Power Transmission Limited	<b>114.60</b>	77.12
<b>Total</b>	<b>127.00</b>	<b>77.12</b>
<b>Loans given during the year</b>	<b>2,861.13</b>	<b>3,035.19</b>
<b><u>Loans repayment received during the year</u></b>		
<u>Subsidiaries</u>		
Powergrid Vizag Transmission Limited	<b>83.00</b>	93.93
Powergrid Unchahar Transmission Limited	<b>6.00</b>	9.60
Powergrid Kala Amb Transmission Limited	<b>26.08</b>	32.36
Powergrid Jabalpur Transmission Limited	<b>68.02</b>	-
Powergrid Warora Transmission Limited	<b>130.40</b>	72.55
Powergrid Parli Transmission Limited	<b>109.00</b>	56.02
Powergrid Khetri Transmission System Limited	<b>16.59</b>	-
Powergrid Bhind Guna Transmission Limited	<b>5.29</b>	-
Powergrid Ajmer Phagi Transmission Limited	<b>10.20</b>	-
Powergrid Fatehgarh Transmission Limited	<b>14.53</b>	-
Powergrid Rampur Sambhal Transmission Limited	<b>7.60</b>	-
Powergrid Meerut Simbhavali Transmission Limited	<b>7.49</b>	-
<b>Total</b>	<b>484.20</b>	<b>264.46</b>
<u>Joint Ventures</u>		
Teestavalley Power Transmission Limited	<b>114.60</b>	-
<b>Total</b>	<b>114.60</b>	-
<b>Loans repayment received during the year</b>	<b>598.80</b>	<b>264.46</b>
<b><u>Reimbursement of Expenses</u></b>		
<u>Subsidiaries:</u>		
Powergrid Unchahar Transmission Limited	<b>0.30</b>	-
Powergrid Jabalpur Transmission Limited	<b>0.03</b>	-
Powergrid Warora Transmission Limited	<b>0.07</b>	0.06
Powergrid Parli Transmission Limited	<b>0.14</b>	0.06

## 56. Disclosure as per Ind AS 24 - "Related Party Disclosures" (Contd.)

(₹ in crore)

Particulars	For the year ended 31.03.2020	For the year ended 31.03.2019
Powergrid Southern Interconnector Transmission System Limited	0.12	-
Powergrid Jawaharpur Firozabad Transmission Limited	-	0.14
Powergrid Khetri Transmission System Limited	0.14	-
Powergrid Bhuj Transmission Limited	0.11	-
Powergrid Bhind Guna Transmission Limited	0.21	-
Powergrid Ajmer Phagi Transmission Limited	0.03	-
Powergrid Fatehgarh Transmission Limited	0.03	-
Powergrid Rampur Sambhal Transmission Limited	0.25	-
Powergrid Meerut Simbhavali Transmission Limited	0.29	-
<b>Total</b>	<b>1.72</b>	<b>0.26</b>
<b>Other Related Parties</b>		
<u>Contribution made during the year</u>		
Powergrid Employees P.F. Trust	110.45	131.04
Powergrid Self Contributory Superannuation Benefit (Pension) Fund Trust	33.43	102.41
Powergrid Employees Gratuity Fund Trust	30.42	29.56
Powergrid Employees Post-Retirement Medical Benefit Trust	62.77	-
<b>Total</b>	<b>237.07</b>	<b>263.01</b>
<b>Recovery for Deputation of Employees</b>		
<u>Joint Ventures:</u>		
Torrent Power Grid Limited	0.15	-
Jaypee Powergrid Limited	0.98	0.48
Teestavalley Power Transmission Limited	0.33	0.21
North East Transmission Company Limited	0.65	0.13
Cross Border Power Transmission Company Limited	0.94	1.22
<b>Total</b>	<b>3.05</b>	<b>2.04</b>

**Terms and Conditions**

The loans to key management personnel are on the same terms and conditions as applicable to all other employees.

All other transactions were made on normal commercial terms and conditions and at market rates. All outstanding balances are unsecured and are repayable in cash.

Loans to Subsidiaries are given on cost to cost basis.

**h) Transaction in the capacity of Central Transmission Utility (CTU) with the related parties**

(₹ in crore)

Particulars	For the year ended 31.03.2020	For the year ended 31.03.2019
<u>Subsidiaries:</u>		
Powergrid NM Transmission Limited	105.65	6.03
Powergrid Vizag Transmission Limited	313.24	273.21
Powergrid Unchahar Transmission Limited	22.20	17.82
Powergrid Kala Amb Transmission Limited	13.21	11.09
Powergrid Jabalpur Transmission Limited	239.85	16.66
Powergrid Warora Transmission Limited	110.56	-
Powergrid Parli Transmission Limited	337.85	199.70
Powergrid Southern Interconnector Transmission System Limited	128.57	22.30
<u>Joint Ventures:</u>		
Powerlinks Transmission Limited	227.61	207.79
Torrent Power Grid Limited	48.68	46.91

**56. Disclosure as per Ind AS 24 - "Related Party Disclosures" (Contd.)**

(₹ in crore)

Particulars	For the year ended 31.03.2020	For the year ended 31.03.2019
Jaypee Powergrid Limited	110.87	180.92
Parbati Koldam Transmission Company Limited	247.05	155.75
Teestavalley Power Transmission Limited	176.40	32.23
North East Transmission Company Limited	350.55	341.86
<b>Total</b>	<b>2,432.29</b>	<b>1,512.27</b>

**i) Remuneration to Key Managerial Personnel**

(₹ in crore)

Particulars	For the year ended 31.03.2020	For the year ended 31.03.2019
Short Term Employee Benefits	4.09	5.16
Post-Employment Benefits	0.24	0.19
Long Term Employee Benefits	1.76	0.44
Arrears to KMPs	-	0.72
<b>Total</b>	<b>6.09</b>	<b>6.51</b>
Sitting fee	0.35	0.37

In addition to the above remuneration, the whole time directors have been allowed to use the staff car (including for private journeys) on payment of ₹ 2000/- p.m. as contained in the Department of Public Enterprises (DPE) OM No. 2 (23)/11-DPE (WC)-GL-V/13 dated 21/01/2013.

**57. Operating Segments**
**a) Business Segment**

The Board of Directors is the Company's Chief Operating Decision Maker (CODM) who monitors the operating results of its business segments separately for the purpose of making decisions about resource allocation and performance assessment. Three reportable segments have been identified on the basis of services provided.

- **Transmission Services**-- Company's principal business is transmission of bulk power across different states of India.
- **Telecom Services**--The Company utilizes the spare Optical fibres available in the Optical Ground Wire (OPGW) laid on the transmission network for providing telecom services. It operates as a neutral carrier in the point to point bandwidth leasing business. Refer note no. 66 for disclosure on formation of wholly owned subsidiary of the company to undertake Telecommunications and Digital Technology Business of the company.
- **Consultancy Services**-- provides Consultancy Services in the Transmission, Distribution and Telecom sectors, including Planning Design, Engineering, Load Dispatch, OPGW on intra state Transmission network, Procurement Management, Operation & Maintenance, Financing and Project Management.

**b)** The operations of the company are mainly carried out within the country and therefore there is no reportable geographical segment

**c)** Information about major customer: Revenue from any single customer is not equal to or exceeds 10% of the company's total revenue.

**d) Segment Revenue and Expenses**

Revenue directly attributable to the segments is considered as Segment Revenue. Expenses directly attributable to the segments and common expenses allocated on a reasonable basis are considered as segment expenses.

Revenue from external customer in India is ₹36,850.28crore (Previous Year ₹34,560.28crore) and outside India is ₹42.99crore (Previous Year ₹40.83crore).

**e) Segment Assets and Liabilities**

Segment assets include all operating assets comprising of Property, Plant and Equipment, current assets and loan and advances. Construction, Work-in-progress, construction stores and advances and investments are included in unallocated assets. Segment facilities include operating liabilities and provisions.

## 57. Operating Segments (Contd.)

(₹ in crore)

Particulars	Transmission Services		Consultancy Services		Telecom Services		Elimination		Total	
	As at 31.03.2020	As at 31.03.2019	As at 31.03.2020	As at 31.03.2019	As at 31.03.2020	As at 31.03.2019	As at 31.03.2020	As at 31.03.2019	As at 31.03.2020	As at 31.03.2019
<b>Revenue:</b>										
Revenue from Operations (including allocable other income)	35,562.96	33,317.17	618.02	615.74	712.29	668.20	-	-	36,893.27	34,601.11
Inter Segment Revenue					69.94	73.88	(69.94)	(73.88)	-	-
Net Revenue from Operations	35,562.96	33,317.17	618.02	615.74	782.23	742.08	(69.94)	(73.88)	36,893.27	34,601.11
Segment results	22,369.95	15,652.94	277.00	295.65	429.11	393.90			23,076.06	16,342.49
Unallocated Interest and Other Income									1,424.70	1,016.96
Unallocated Finance Costs									9,813.62	9,091.42
Profit before Tax (Including movement in Regulatory Deferral Account Balances)									14,687.14	8,268.03
Provision for Taxes									3,875.96	(1,670.52)
Profit after Tax									10811.18	9,938.55
<b>Other information:</b>										
Segment Assets	1,99,636.30	1,90893.00	3,269.56	2,586.55	1,161.54	999.71			2,04,067.40	1,94,479.26
Unallocated Assets									51,482.26	51,993.74
<b>Total Assets</b>									2,55,549.66	2,46,473.00
Segment Liabilities	14,930.71	13,099.71	3,850.16	3,357.64	538.88	660.41			19,319.75	17,117.76
Unallocated Other Liabilities (including loans)									1,71,790.22	1,70338.10
<b>Total liabilities</b>									1,91,109.97	1,87,455.86
Depreciation and Amortisation	10972.59	10106.27	3.59	1.24	97.00	93.16			11,073.18	10200.67
Non-cash expenditure other than Depreciation	18.32	435.54	3.16	4.75	3.20	1.07			24.68	441.36
Capital Expenditure	17,261.36	23,911.84	7.10	4.99	129.69	46.57			17,398.15	23,963.40

## 58. Capital and other Commitments

	(₹ in crore)	
Particulars	As at 31.03.2020	As at 31.03.2019
Estimated amount of contracts remaining to be executed on capital account and not provided for (net of advances)	6,301.76	11,027.08
Company's commitment towards further investment/loan in joint venture entities	276.85	201.22
Company's commitment towards further investment/loan in subsidiary companies	9,793.99	5,787.59
Company's commitment towards further investment in other entities	23.17	-

## 59. Contingent Liabilities and contingent assets

### A. Contingent Liabilities

1. Claims against the Company not acknowledged as debts in respect of:

#### (i) Capital Works

Some of the contractors for supply and installation of equipments and execution of works at our projects have lodged claims on the company seeking enhancement of the contract price, revision of work schedule with price escalation, compensation for the extended period of work, idle charges etc. These claims are being contested by the Company as being not admissible in terms of the provisions of the respective contracts.

The company is pursuing various options under the dispute resolution mechanism available in the contract for settlement of these claims. In such cases, contingent liability of ₹3,403.60crore (Previous Year ₹2,837.53crore) has been estimated.

#### (ii) Land compensation cases

In respect of land acquired for the projects, the land losers have claimed higher compensation before various authorities/courts which are yet to be settled. In such cases, contingent liability of ₹2,027.75crore (Previous Year ₹1,756.40crore) has been estimated.

#### (iii) Other claims

In respect of claims made by various State/Central Government Departments/Authorities towards building permission fees, penalty on diversion of agriculture land to non-agriculture use, Nala tax, water royalty etc. and by others, contingent liability of ₹27.41crore (Previous Year ₹26.62crore) has been estimated.

#### (iv) Disputed Income Tax/Sales Tax/Excise/Municipal Tax Matters

Disputed Income Tax/Sales Tax/Excise/Municipal Tax Matters amounting to ₹290.18crore (Previous Year ₹475.70crore) are being contested before various Appellate Authorities. Many of these matters have been disposed of in favour of the company but are disputed before higher authorities by the concerned departments. Against total claim of ₹182.13crore (Previous Year ₹172.83crore), provision of ₹147.69crore (Previous Year ₹138.39crore) is made and balance of ₹34.44crore (Previous Year ₹34.44crore) towards penalty is shown as contingent liability as it is not a wilful default and in management opinion, same is not expected to be upheld by the court.

#### (v) Others

- a) Contingent liability in respect of bills discounted with banks against trade receivables is amounting to ₹1030.24 crore (Previous Year Rs. Nil). In case of any claim on the company from the banks in this regard, entire amount shall be recoverable from the beneficiaries along with surcharge.
  - b) Other contingent liabilities amounts to ₹585.69crore (Previous Year ₹640.17crore) which includes claim of ₹282.87crore (Previous Year ₹258.03crore) related to Arbitration cases/Row cases.
  - c) Some of the beneficiaries have filed appeals against the tariff orders of the CERC. The amount of contingent liability in this regard is not ascertainable.
  - d) Under the Transmission Service Agreement (TSA) with Powerlinks Transmission Ltd, the company has an obligation to purchase the JV company (Powerlinks Transmission Ltd) at a buyout price determined in accordance with the TSA. Such an obligation may result in case JV company (Powerlinks Transmission Ltd) serves a termination notice either on "POWERGRID event of default" or on "force majeure event" prescribed under TSA. No contingent liability on this account has been considered as the same is not ascertainable.
2. a) Details of Bank guarantees given by the company on behalf of SPV companies, which were taken over to carry out the business awarded under tariff based bidding, towards performance of the work awarded are as under:

**59. Contingent Liabilities and contingent assets (Contd.)**

(₹ in crore)

Name of SPV	As at 31.03.2020	As at 31.03.2019
Powergrid Jabalpur Transmission Limited	31.50	31.50
Powergrid Warora Transmission Limited	-	62.10
Powergrid Parli Transmission Limited	-	63.90
Powergrid Southern Interconnector Transmission System Limited	110.04	110.04
Powergrid Medinipur Jeerat Transmission Limited	141.89	141.89
Powergrid Mithilanchal Transmission Limited	84.32	84.32
Powergrid Varanasi Transmission System Limited	30.38	30.38
Powergrid Jawaharpur Firozabad Transmission Limited	41.85	41.85
Powergrid Khetri Transmission System Limited	66.15	-
Powergrid Bhuj Transmission Limited	58.95	-
Powergrid Bhind Guna Transmission Limited	65.48	-
Powergrid Ajmer Phagi Transmission Limited	14.85	-
Powergrid Fatehgarh Transmission Limited	17.55	-
Powergrid Rampur Sambhal Transmission Limited	70.65	-
Powergrid Meerut Simbhavali Transmission Limited	85.05	-

- b) The Company has given guarantee for the dues & punctual payment and discharge of the obligations amounting to ₹290.00crore (Previous Year ₹290.00crore) against bond issued by Powergrid Vizag Transmission Company Ltd(PVTL). PVTL has redeemed the said bonds along with interest on 10.06.2020 however, above guarantee is yet to be released by IDBI trustees.

**B. Contingent Assets**

While determining the tariff for some of the Company's Transmission Systems, CERC has disallowed certain capital expenditure incurred by the Company. The Company aggrieved over such issues has filed appeals with the Appellate Tribunal for Electricity (APTEL)/Hon'ble Supreme Court against the tariff orders issued by the CERC. Based on past experience, the Company believes that a favourable outcome is probable. However, it is impracticable to estimate the financial effect of the same as its receipt is dependent on the outcome of the judgement.

**60. Capital management****a) Risk Management**

The company's objectives when managing capital are to

- maximize the shareholder value;
- safeguard its ability to continue as a going concern;
- maintain an optimal capital structure to reduce the cost of capital.

For the purpose of the company's capital management, equity capital includes issued equity capital, securities premium Account and all other equity reserves attributable to the equity holders of the company. The company manages its capital structure and makes adjustments in light of changes in economic conditions, regulatory framework and requirements of financial covenants with lenders. To maintain or adjust the capital structure, the company may adjust the dividend payment to shareholders, regulate investments in new projects, return capital to shareholders or issue new shares. The company monitors capital using debt-equity ratio, which is the ratio of long term debt to total net worth. The policy is to keep the debt-equity ratio wherein the debt is less than 75% of total capital employed (i.e. debt to equity ratio less than 75:25). The company includes within long term debt, interest bearing loans and borrowings and current maturities of long term debt.

The debt –equity ratio of the Company was as follows:-

Particulars	As at 31.03.2020	As at 31.03.2019
Long term debt (₹ in crore)	1,44,979.64	1,41,786.36
Equity (₹ in crore)	64,439.69	59,017.14
Long term debt to Equity ratio	69:31	71:29

Under the terms of the major borrowing facilities, the company is required to comply with the financial covenants. Breaches in meeting the financial covenants would permit the lenders to immediately call loans and borrowings. There have been no breaches in the financial covenants of any interest-bearing loans and borrowing in the current reporting period.

No changes were made in the objectives, policies or processes for managing capital during the years ended 31.03.2020 and 31.03.2019.

## 60. Capital management (Contd.)

### b) Dividends

Particulars	(₹ in crore)	
	As at 31.03.2020	As at 31.03.2019
(i) Equity shares		
Final dividend for the year ended 31.03.2019 of ₹2.50 (31.03.2018 – ₹2.80) per fully paid share	<b>1,307.90</b>	1,464.85
Interim dividend for the year ended 31.03.2020 of ₹5.96 (31.03.2019 – ₹5.83) per fully paid share	<b>3,118.02</b>	3,050.02

Dividend not recognized at the end of the reporting period:

In addition to above dividend, the Board of Directors on 20th June, 2020 recommended the payment of a final dividend of ₹4.04 per fully paid equity share. This proposed dividend is subject to the approval of shareholders in the ensuing Annual general meeting.

## 61. Earnings per share

(a) Basic and diluted earnings per share attributable to the equity holders of the company	(Amount in ₹)	
	As at 31.03.2020	As at 31.03.2019
Including movement in Regulatory deferral balances	<b>20.67</b>	19.00
Excluding movement in Regulatory deferral balances	<b>17.45</b>	23.83
<b>Total basic and diluted earnings per share attributable to the equity holders of the company</b>	<b>20.67</b>	19.00

(b) Reconciliation of earnings used as numerator in calculating earnings per share	(₹ in crore)	
	As at 31.03.2020	As at 31.03.2019
Earnings attributable to the equity holders of the company including movement in Regulatory deferral balances	<b>10,811.18</b>	9,938.55
Earnings attributable to the equity holders of the company excluding movement in Regulatory deferral balances	<b>9,127.78</b>	12,465.42
<b>Total Earnings attributable to the equity holders of the company</b>	<b>10,811.18</b>	9,938.55

(c) Weighted average number of shares used as the denominator	(₹ in crore)	
	As at 31.03.2020	As at 31.03.2019
Weighted average number of equity shares used as the denominator in calculating basic earnings per share	<b>5231589648</b>	5231589648
Adjustments for calculation of diluted earnings per share	-	-
<b>Total weighted average number of equity shares used as the denominator in calculating basic earnings per share</b>	<b>5231589648</b>	<b>5231589648</b>

## 62. Financial Risk Management

The Company's principal financial liabilities comprise loans and borrowings denominated in Indian rupees or foreign currencies, trade payables and other payables. The Company has also provided financial guarantee in respect of bonds issued by its wholly owned subsidiary, Powergrid Vizag Transmission Limited. The main purpose of these financial liabilities is to finance the Company's capital investments and operations.

The Company's principal financial assets include loans and advances, trade and other receivables, and cash and cash equivalents that are generated from its operations.

The Company's activities expose it to the following financial risks, namely,

- (A) Credit risk,
- (B) Liquidity risk,
- (C) Market risk.

This note presents information regarding the company's exposure, objectives, policies and processes for measuring and managing these risks.

### Risk management framework

The Company has a duly constituted Risk Management Committee headed by Director (Projects) with Director (Operations), Director (Finance) and independent directors as members. For the purpose of evaluating and managing the uncertainties the enterprise faces,



**62. Financial Risk Management (Contd.)**

Enterprise Risk Management framework has been implemented in the Company. The framework is a structured, consistent and continuous process for identification, assessment, monitoring and management of risks. As per this framework, the significant business processes / risks are monitored and controlled through various Key Performance Indicators (KPIs). The Committee meets at regular intervals and reviews KPIs and provides updates to the Audit Committee/Board.

The management of financial risks by the Company is summarized below:-

**(A) CREDIT RISK:**

Credit risk is the risk that counterparty will not meet its obligations under a financial instrument or customer contract, leading to a financial loss. The Company is exposed to credit risk from its operating activities on account of trade receivables and loans and advances and from its financing activities due to deposits with banks and financial institutions, foreign exchange transactions and other financial instruments.

A default on a financial asset is when the counterparty fails to make contractual payments within 3 years of when they fall due. This definition of default is determined considering the business environment in which the Company operates and other macro-economic factors.

Assets are written-off when there is no reasonable expectation of recovery, such as a debtor declaring bankruptcy or failing to engage in a repayment plan with the Company. Where loans or receivables have been written off, the Company continues to engage in enforcement activity to attempt to recover the receivable due. Where such recoveries are made, these are recognized in the statement of profit and loss.

**(i) Trade Receivables and Unbilled Revenue**

The Company primarily provides transmission facilities to inter-state transmission service customers (DICs) comprising mainly state utilities owned by State Governments. The Company has a robust payment security mechanism in the form of Letters of Credit (LC) backed by the Tri-Partite Agreements (TPA). The TPA was signed among the GOI, Reserve Bank of India and the individual State Governments subsequent to the issuance of the One Time Settlement Scheme of State Electricity Boards dues during 2001-02 by the GOI, which was valid till October 2016. GOI has approved the extension of these TPAs for a further period of 10 years. Majority of the States have executed the agreements for extension of TPAs and matter is being pursued with the remaining states.

As per the provisions of the TPA, the customers are required to establish LC covering 105% of the average monthly billing of the Company for last 12 months. The TPA also provides that if there is any default in payment of current dues by any State Utility, the outstanding dues can be deducted from the State's RBI account and paid to the concerned CPSU. There is also provision for regulation of power by the Company in case of non-payment of dues and non-establishment of LC.

CERC tariff regulations allow payment against monthly bills towards transmission charges within a period of 45 days from the date of the bill and levy of surcharge on delayed payment beyond 45 days. A graded rebate is provided by the Company for payments made within 45 days.

Trade receivables consist of receivables relating to transmission services of ₹4,664.93crore (Previous Year ₹4,536.61crore), receivables relating to consultancy services of ₹197.77crore (Previous Year ₹211.09crore) and receivables relating to telecom business of ₹321.02crore (Previous Year ₹239.58crore).

Unbilled revenue primarily relates to the Company's right to consideration for work completed but not billed at the reporting date and has substantially the same risk characteristics as the trade receivables for the same type of contracts.

**(ii) Other Financial Assets (excluding trade receivables and unbilled revenue)****• Cash and cash equivalents**

The Company held cash and cash equivalents of ₹570.72crore (Previous Year ₹377.74crore). The cash and cash equivalents are held with public sector banks and high rated private sector banks and do not have any significant credit risk.

**• Deposits with banks and financial institutions**

The Company held deposits with banks and financial institutions of ₹4,834.89crore (Previous Year ₹4,117.77crore). Term deposits are placed with public sector banks and have negligible credit risk.

**• Loans**

The Company has given loans to employees, subsidiaries, Joint Venture companies, Government of India and other parties. House building loans and conveyance advance to the employees are secured against the mortgage of the house properties or hypothecation of vehicles for which such loans have been given in line with the policies of the Company. The loans provided to group companies are for projects under Tariff Based Competitive Bidding route and Public private partnership. The risk of default in respect of these loans is considered negligible.

## 62. Financial Risk Management (Contd.)

### (iii) Exposure to credit risk

(₹ in Crore)

Particulars	As at 31.03.2020	As at 31.03.2019
<b>Financial assets for which loss allowance is measured using 12 months Expected Credit Losses (ECL)</b>		
Non-Current Loans	12,783.75	10708.99
Other non-current financial assets	4,115.09	4,096.97
Cash and cash equivalents	570.72	377.74
Deposits with banks and financial institutions	4,834.89	4,117.77
Current loans	696.87	416.87
Other current financial assets	665.33	764.23
<b>Total</b>	<b>23,666.65</b>	<b>20482.57</b>
<b>Financial assets for which loss allowance is measured using Life time Expected Credit Losses (ECL)</b>		
Trade receivables	5,183.72	4,987.28
Unbilled Revenue	5,163.51	6,567.35

### (iv) Provision for expected credit losses

#### (a) Financial assets for which loss allowance is measured using 12 month expected credit losses

The Company has assets where the counter- parties have sufficient capacity to meet the obligations and where the risk of default is very low. At initial recognition, financial assets (excluding trade receivables and unbilled revenue) are considered as having negligible credit risk and the risk has not increased from initial recognition. Therefore no loss allowance for impairment has been recognised.

#### (b) Financial assets for which loss allowance is measured using life time expected credit losses

In respect of trade receivables and unbilled revenue from Telecom and Consultancy, customer credit risk is managed by regular monitoring of the outstanding receivables and follow-up with the consumer for realization.

With regard to transmission segment, the Company has customers most of whom are state government utilities with capacity to meet the obligations and therefore the risk of default is negligible. Further, management believes that the unimpaired amounts that are 30 days past due date are still collectible in full, based on the payment security mechanism in place and historical payment behaviour.

Considering the above factors and the prevalent regulations, the trade receivables and unbilled revenue continue to have a negligible credit risk on initial recognition and thereafter on each reporting date.

### (v) Ageing analysis of trade receivables

The ageing analysis of the trade receivables is as below:

(₹ in Crore)

Ageing	Not due	0-30 days past due	31-60 days past due	61-90 days past due	91-120 days past due	More than 120 days past due	Total
Gross carrying amount as on 31.03.2020	3.02	2,004.44	889.52	767.18	309.64	1,209.92	5,183.72
Gross carrying amount as on 31.03.2019	23.73	1,563.94	1,224.37	813.78	133.17	1,228.29	4,987.28

### (vi) Reconciliation of impairment loss provisions

The movement in the allowance for impairment in respect of financial assets during the year was as follows:

(₹ in crore)

Particulars	Trade receivables	Investments	Advances	Unbilled Debtors	Total
<b>Balance as at 01.04.2018</b>	<b>48.15</b>	<b>0.05</b>	<b>19.39</b>	-	<b>67.59</b>
Impairment loss recognized/ (reversed)	289.33	4.00	0.01	105.71	399.05
Amounts written off	-	-	-	-	-
<b>Balance as at 31.03.2019</b>	<b>337.48</b>	<b>4.05</b>	<b>19.40</b>	<b>105.71</b>	<b>466.64</b>
Impairment loss recognized/ (reversed)	(21.66)	-	-	-	(21.66)
Amounts written off	-	-	-	105.71	105.71
<b>Balance as at 31.03.2020</b>	<b>315.82</b>	<b>4.05</b>	<b>19.40</b>	-	<b>339.27</b>

Based on historic default rates, the Company believes that, apart from the above, no impairment allowance is necessary in respect of any other assets as the amounts are insignificant.

**62. Financial Risk Management (Contd.)****(B) LIQUIDITY RISK**

Liquidity risk management implies maintaining sufficient cash and marketable securities and the availability of funding through an adequate amount of committed credit facilities to meet obligations when due. The Company monitors its risk of a shortage of funds using a liquidity planning tool. The Company has access to a variety of sources of funding such as commercial paper, bank loans, bonds and external commercial borrowings and retains flexibility in funding by maintaining availability under committed credit lines.

Management monitors rolling forecasts of the Company's liquidity position comprising the undrawn borrowing facilities below and cash and cash equivalents on the basis of expected cash flows.

The Company depends on both internal and external sources of liquidity to provide working capital and to fund capital expenditure.

**(i) Financial Arrangement**

The Company had access to the following undrawn borrowing facilities at the end of the reporting period.

(₹ in crore)		
Particulars	As at 31.03.2020	As at 31.03.2019
Expiring within 1 year (bank overdraft and other facilities)	388.15	582.13
Expiring beyond one year (bank loans)	5,363.29	12,153.70

The bank overdraft facilities may be drawn at any time and may be terminated by the bank without notice. Subject to the continuance of satisfactory credit ratings, the bank loan facilities may be drawn at any time and have remaining availability period of 1 to 5 years (Previous Year 1 to 5 years).

**(ii) Maturities of financial liabilities**

The table below analyses the Company's financial liabilities into relevant maturity groupings based on their contractual maturities for all non-derivative financial liabilities.

The amount disclosed in the table is the contractual undiscounted cash flows.

(₹ in crore)				
Contractual maturities of financial liabilities	Within a year	Between 1-5 years	Beyond 5 years	Total
<b>As at 31.03.2020</b>				
Borrowings (including interest outflows)	21,669.02	81,187.92	1,02,699.76	2,05,556.70
Trade payables	225.72			225.72
<u>Other financial liabilities</u>				
Lease liabilities	4.53	5.21	64.38	74.12
Others	8,266.24	1,164.91	4,636.98	14,068.13
<b>Total</b>	<b>30165.51</b>	<b>82,358.04</b>	<b>1,07,401.12</b>	<b>2,19,924.67</b>
<b>As at 31.03.2019</b>				
Borrowings (including interest outflows)	24,733.50	77,230.69	1,08,167.14	2,10,131.33
Trade payables	364.11	-	-	364.11
Other financial liabilities	9,035.28	1,559.42	4,924.35	15,519.05
<b>Total</b>	<b>34,132.89</b>	<b>78,790.11</b>	<b>1,13,091.49</b>	<b>2,26,014.49</b>

**(C) MARKET RISK**

Market risk is the risk that the fair value of future cash flows of a financial instrument will fluctuate because of changes in market prices. Market risk comprises three types of risk:

- (i) Currency risk
- (ii) Interest rate risk
- (iii) Other price risk, such as equity price risk and commodity risk.

**(i) Currency risk**

The Company is exposed to currency risk mainly in respect of foreign currency denominated loans and borrowings and procurement of goods and services whose purchase consideration is denominated in foreign currency. Transmission tariff are regulated by the CERC. According to the CERC tariff regulations for the block 2019-24 the Company may hedge foreign exchange exposure in respect of the interest on foreign currency loan and repayment of foreign loan acquired for the transmission system, in part or full in its discretion and recover the cost of hedging of foreign exchange rate variation corresponding to the normative foreign debt, in the relevant year.

## 62. Financial Risk Management (Contd.)

If hedging of the foreign exchange exposure is not undertaken, the extra rupee liability towards interest payment and loan repayment corresponding to the normative foreign currency loan in the relevant year is permissible to be recovered as part of transmission tariff provided it is not attributable to the generating Company or the transmission licensee or its suppliers or contractors. During the Current financial year, no hedging for foreign exchange exposure has been undertaken by the Company. In respect of goods and services procured for Capital Investment, the exchange rate variation is part of the project cost, for determination of transmission tariff. The currency risk in respect of goods and services procured for operation activities is not significant.

The Company's exposure to foreign currency risk not hedged by a derivative instrument or otherwise at the end of the reporting period is as follows:

Particulars	Amount in Foreign Currency ( in Crore)		Amount (₹ in Crore)		
	As at 31.03.2020	As at 31.03.2019	As at 31.03.2020	As at 31.03.2019	
Borrowings	USD	493.62	482.67	37,544.72	33,676.03
	EURO	62.88	51.73	5,309.08	4,078.18
	SEK	211.80	249.45	1,613.88	1,883.31
	JPY	2,327.24	2,345.42	1,645.13	1,487.70
Interest accrued but not due thereon including Agency Fee, Commitment Fee & other Charges	USD	3.01	3.68	229.27	256.90
	EURO	0.22	0.22	18.51	17.22
	SEK	1.27	1.09	9.68	8.22
	JPY	5.57	3.94	3.94	2.50
Trade Payables/deposits and retention money	USD	5.39	7.16	391.30	499.76
	EURO	3.80	1.05	314.54	82.74
	SEK	22.52	-	177.76	-
	CHF	0.02	0.03	1.94	2.36
	GBP	1.90	1.83	179.43	167.90
	JPY	95.43	-	63.07	-
	CAD	0.01	-	0.32	-
Trade receivables and Bank balances	USD	0.03	0.17	2.18	11.86
	NPR	23.95	1.65	14.97	1.03
	BDT	1.25	-	0.90	-
	FJI	-	0.002	-	0.07
Amount of contracts remaining to be executed	USD	2.12	13.61	156.55	949.43
	EURO	2.57	7.56	216.03	596.03
	SEK	3.44	31.91	26.18	240.92
	CHF	-	-	-	-
	GBP	1.04	2.68	98.25	245.89
	JPY	9.70	216.16	6.85	137.11

### Sensitivity Analysis

Since the impact of strengthening or weakening of Indian rupee against USD, Euro, JPY and other currencies on the statement of profit and loss would not be very significant; therefore, sensitivity analysis for currency risk is not disclosed.

### (ii) Interest rate risk

The Company is exposed to interest rate risk arising mainly from long term borrowings with floating interest rates. The Company is exposed to interest rate risk because the cash flows associated with floating rate borrowings will fluctuate with changes in interest rates. The Company manages the interest rate risks by maintaining a debt portfolio comprising a mix of fixed and floating rate borrowings in domestic and foreign currencies.

At the reporting date, the interest rate profile of the Company's variable interest rate-bearing financial instruments is as follows: (₹ in crore)

Particulars	As at 31.03.2020	As at 31.03.2019
<b>Long Term Debt with floating rate of interest</b>		
- Domestic	26,107.40	26,190.00
- Foreign	37,907.16	33,427.30
<b>Sub Total</b>	<b>64,014.56</b>	<b>59,617.30</b>
<b>Long Term Debt with fixed rate of interest</b>		
- Domestic	72,769.95	74,488.86
- Foreign	8,195.13	7,680.20
<b>Sub Total</b>	<b>80,965.08</b>	<b>82,169.06</b>
<b>Total Long Term Debt</b>	<b>1,44,979.64</b>	<b>1,41,786.36</b>
<b>% of Floating Interest Rate Debt to Total Long Term Debt</b>	<b>44.15%</b>	<b>42.05%</b>

**62. Financial Risk Management (Contd.)****Fair value sensitivity analysis for interest-rate risk**

As per CERC Regulations, interest on loan during construction forms part of project cost for the purpose of tariff and after the date of commercial operation, interest on loans is recoverable through tariff calculated on the normative average loan of the year by applying the weighted average rate of interest of the actual loan portfolio.

Accordingly, the Company's interest rate risk is not considered significant; hence sensitivity analysis for the risk is not disclosed.

**(iii) Other price risk**

The Company's exposure to equity securities price risk arises from investments held by the Company and classified in the balance sheet as fair value through OCI.

Considering the magnitude of equity investments, no significant risk is expected to arise.

**63. Income Tax expense**

This note provides an analysis of the company's income tax expense, and how the tax expense is affected by non-assessable and non-deductible items. It also explains significant estimates made in relation to the Company's tax position.

**(a) Income tax expense**

(₹ in crore)

Particulars	For the year ended 31.03.2020	For the year ended 31.03.2019
<b>Current Tax</b>		
Current tax on profits for the year	2,108.83	2,489.43
Adjustments for current tax of prior periods	121.91	-
Pertaining to regulatory deferral account balances (A)	356.39	(694.08)
<b>Total current tax expense (B)</b>	<b>2,587.13</b>	<b>1,795.35</b>
<b>Deferred Tax expense</b>		
Origination and reversal of temporary differences	1,288.83	741.01
Previously unrecognized tax credit recognized as Deferred Tax Asset this year	-	(4,206.88)
<b>Total deferred tax expense / benefit (C)</b>	<b>1,288.83</b>	<b>(3,465.87)</b>
<b>Income tax expense (B+C-A)</b>	<b>3,519.57</b>	<b>(976.44)</b>
<b>Pertaining to regulatory deferral account balances</b>	<b>356.39</b>	<b>(694.08)</b>
<b>Total tax expense including tax on movement in regulatory deferral account balances</b>	<b>3,875.96</b>	<b>(1,670.52)</b>

**(b) Income Tax recognized in Regulatory Deferral Account Balances:**

(₹ in crore)

Particulars	For the year ended 31.03.2020	For the year ended 31.03.2019
Deferred assets for Deferred tax liability	1,297.69	(3,472.89)
Foreign Currency Fluctuation	742.10	232.27
Employee Benefits Expenses	-	19.67
Total Regulatory Deferral Account Balances Before Tax - Income / (Expenses)	2,039.79	(3,220.95)
Current Tax on Regulatory Deferral Account Balances	356.39	(694.08)
<b>Net Movement in Regulatory Deferral Account Balances - Income / (Expenses) (net of Tax)</b>	<b>1,683.40</b>	<b>(2,526.87)</b>

**(c) Income Tax recognized in other comprehensive income:**

(₹ in crore)

Particulars	For the year ended 31.03.2020			For the year ended 31.03.2019		
	Before Tax	Tax expense/ (benefit)	Net of Tax	Before Tax	Tax expense/ (benefit)	Net of Tax
Net gains/(losses) on fair valuation of equity instruments	(49.35)	-	(49.35)	(14.15)	-	(14.15)
Net actuarial losses on defined benefit plans	(74.47)	(13.01)	(61.46)	(0.26)	0.05	(0.31)
Less: Transferred to expenditure during construction (net)	8.23	1.44	6.79	(2.34)	(0.50)	(1.84)
<b>Other Comprehensive Income (Net of Tax)</b>	<b>(115.59)</b>	<b>(11.57)</b>	<b>(104.02)</b>	<b>(16.75)</b>	<b>(0.45)</b>	<b>(16.30)</b>

### 63. Income Tax expense (Contd.)

(d) Reconciliation of tax expense and the accounting profit multiplied by India's tax rate:

Particulars	(₹ in crore)	
	For the year ended 31.03.2020	For the year ended 31.03.2019
Profit before income tax expense including movement in regulatory	14,687.14	8,268.03
<b>Tax at the Company's domestic tax rate of 34.944 %</b>	<b>5,132.27</b>	2,889.18
Tax effect of:		
Non Deductible tax items	(2,567.00)	(2,743.09)
Tax exempt income	(1,899.30)	(1,769.51)
Deferred Assets for Deferred Tax Liability	-	2,654.47
Previous Years tax liability	121.91	-
Unabsorbed tax losses	-	(964.96)
Deferred Tax expense/(income)	1,288.83	(3,465.87)
Minimum alternate tax adjustments	1,799.25	1,729.26
<b>Income tax expense</b>	<b>3,875.96</b>	<b>(1,670.52)</b>

### 64. Employee Benefit Obligations

Particulars	(₹ in crore)					
	31 <sup>st</sup> March, 2020			31 <sup>st</sup> March, 2019		
	Current	Non-current	Total	Current	Non-current	Total
Leave Obligations	41.96	382.50	424.46	39.77	331.92	371.69
Post-Retirement Medical Facility (PRMF)	20.82	522.05	542.87	16.86	422.12	438.98
Other Employee benefits /Long Service Award	1.12	15.91	17.03	1.15	13.60	14.75
Gratuity	74.08	527.83	601.91	111.45	514.99	626.44
Other Defined retirement benefits (ODRB)/ Baggage Allowance	2.06	18.90	20.96	2.06	16.67	18.73
<b>Total employee benefit obligations</b>	<b>140.04</b>	<b>1467.19</b>	<b>1607.23</b>	<b>171.29</b>	<b>1299.30</b>	<b>1470.59</b>

(i) Long Term Employee Benefits

A. Leave Obligations

The Company provides for earned leave benefit (including compensated absences) and half-pay leave to the employees of the company which accrue annually at 30 days and 20 days respectively. Earned leave is encashable while in service. Half pay leaves (HPL) are en-cashable only on separation beyond the age of 55 years upto the maximum of 300 days (HPL). However, total number of leave that can be encashed on superannuation shall be restricted to 300 days and no commutation of half pay leave shall be permissible. The liability for same is recognized on the basis of actuarial valuation.

B. Other employee benefits – POWERGRID Employee family rehabilitation scheme

The company has introduced POWERGRID Employees Family Economic Rehabilitation Scheme on 24.06.2017. The Objective of the scheme is to provide monetary assistance and support to an employee in case of his/her permanent total disablement and to his/her family in case of death while in service. The beneficiary would be entitled to monthly payment equivalent to the employee's 50% of one month pay last drawn provided the beneficiary deposits with the company an amount equal to PF (excluding VPF) balance, Gratuity amount and Group Insurance (EDLI) amount, Such monthly payment would continue till the normal notional date on which the employee concerned would have attained the age of superannuation had the employee continued in the service of the company. The scheme is optional. Provision for POWERGRID Employees Family Economic Rehabilitation Scheme amounting to ₹ 1.18 crore (up to Previous Year ₹ 6.91 crore) for the year has been made during the year based on actuarial valuation.

(ii) Post-employment obligations (Defined Employee Benefit/Contribution Schemes)

A. Post-Retirement Medical Facility ( PRMF)

The Company has Post-Retirement Medical Facility (PRMF), under which retired employees and the spouse are provided medical facilities in the empanelled hospitals. They can also avail treatment as Out-Patient subject to a ceiling fixed by the company. The liability for the same is recognized on the basis of actuarial valuation on annual basis on the Balance Sheet date. The scheme is funded by the company and is managed by a separate trust constituted on 1st May 2018.

B. Other employee benefits – Long Service Award

This benefit is applicable to all regular employees of the company (except for Directors and CMD) who have superannuated after completing at least 10 years of service. This scheme is unfunded and liability for the same is recognised on the basis of actuarial valuation on annual basis on the balance sheet date.

C. Gratuity

The company has a defined benefit gratuity plan. Every employee who has rendered continuous service of five years or more is entitled to get gratuity at 15 days salary (15/26 x last drawn basic salary plus, dearness allowance) for each completed year of service on superannuation, resignation, termination, disablement or on death subject to a maximum of ₹ 20 lacs. The scheme is funded by the company and is managed by a separate trust. The liability for the same is recognized on the basis of

**64. Employee Benefit Obligations (Contd.)**

actuarial valuation on annual basis on the Balance Sheet date. Company has carried out the actuarial valuation of Gratuity benefit considering ceiling of ₹20 Lakhs.

**D. Other Defined Retirement Benefits (ODRB)/Baggage Allowance**

The Company has a scheme for settlement at the time of superannuation at anywhere in India and dependents to superannuated employees. The scheme is unfunded and liability for the same is recognized on the basis of actuarial valuation on annual basis on the Balance Sheet date.

**E. Provident Fund**

Company pays fixed contribution to Provident Fund at predetermined rate to a separate trust, which invests the funds in permitted securities. Contribution to family pension scheme is paid to the appropriate authorities. The contribution to the fund and EPS scheme for the year amounting to ₹ 124.43 crore (previous year ₹ 131.04 crore) has been recognized as expense and is charged to Statement of Profit and Loss. The obligation of the company is limited to such fixed contribution and to ensure a minimum rate of interest on contributions to the members as specified by GOI. As per the report of actuary overall interest earning and cumulative surplus is more than statutory interest payment requirement. Hence, no further provision is considered necessary. Since the company does not have unconditional right over the PF corpus, the surplus has not been recognized in the Balance Sheet.

(₹ in crore)

Particulars	31 <sup>st</sup> March, 2020			31 <sup>st</sup> March, 2019		
	Current	Non-current	Total	Current	Non-current	Total
Provident Fund (PF)	<b>376.22</b>	<b>2679.65</b>	<b>3055.87</b>	141.68	2615.90	<b>2757.58</b>

(₹ in crore)

Particulars	PF		
	Present value of obligation	Fair value of plan assets	Net amount
<b>1st April, 2019</b>	<b>2757.58</b>	<b>2844.43</b>	<b>(86.85)</b>
Service cost	111.20	-	111.20
Interest expense (income)	235.36	248.49	(13.13)
<b>Total</b>	<b>346.56</b>	<b>248.49</b>	<b>98.07</b>
<b>Re measurements</b>			
Return on plan assets, excluding amount included in interest expense/(income)	-	-	-
(Gain)/Loss from change in demographic assumptions	0.01	-	0.01
(Gain)/Loss from change in financial assumptions	0.59	-	0.59
Experience (Gain)/ Losses	9.16	-	9.16
<b>Total</b>	<b>9.76</b>	<b>-</b>	<b>9.76</b>
Employee contributions	250.63	361.83	(111.20)
Benefits payments	(308.66)	(308.66)	-
<b>31st March, 2020</b>	<b>3055.87</b>	<b>3146.09</b>	<b>(90.22)</b>

(₹ in crore)

Particulars	PF		
	Present value of obligation	Fair value of plan assets	Net amount
<b>1<sup>st</sup> April, 2018</b>	<b>2624.17</b>	<b>2649.00</b>	<b>(24.83)</b>
Service cost	98.18	-	98.18
Interest expense (income)	199.44	226.44	(27.00)
<b>Total</b>	<b>297.62</b>	<b>226.44</b>	<b>71.18</b>
<b>Re measurements</b>			
Return on plan assets, excluding amount included in interest expense/(income)	-	-	-
(Gain)/Loss from change in demographic assumptions	-	-	-
(Gain)/Loss from change in financial assumptions	(0.10)	-	(0.10)
Experience (Gain)/ Losses	(34.91)	-	(34.91)
<b>Total</b>	<b>(35.01)</b>	<b>-</b>	<b>(35.01)</b>
Employee contributions	111.69	209.88	(98.19)
Benefits payments	(240.89)	(240.89)	-
<b>31<sup>st</sup> March, 2019</b>	<b>2757.58</b>	<b>2844.43</b>	<b>(86.85)</b>

#### 64. Employee Benefit Obligations (Contd.)

The net liability disclosed above relates to Provident Fund is as follows:

(₹ in crore)

Particulars	PF	
	31 <sup>st</sup> March, 2020	31 <sup>st</sup> March, 2019
Present value of funded obligations	3055.87	2757.58
Fair value of plan assets	3146.09	2844.43
<b>Deficit/(Surplus) of funded plan</b>	<b>(90.22)</b>	<b>(86.85)</b>

Sensitivity Analysis of Provident Fund:

(₹ in crore)

Particulars	PF
a) Impact of change in discount rate	
Present value of Obligation at the end of period	3055.87
- Impact due to increase of 0.5%	(0.35)
- Impact due to decrease of 0.5%	0.37

The major categories of plan assets (PF) are as follows:

(₹ in crore)

Particulars	31 <sup>st</sup> March, 2020				31 <sup>st</sup> March, 2019			
	Quoted	Unquoted	Total	In %	Quoted	Unquoted	Total	In %
Equity instruments (ETF)	30.49	-	30.49	1%	38.62	-	38.62	2%
<b>Debt instruments</b>								
Govt/State Bonds	1689.26	-	1689.26	54%	1570.27	-	1570.27	55%
PSU and Private Bonds	1238.94	-	1238.94	39%	1135.92	-	1135.92	40%
Bank Balance	25.09	-	25.09	1%	7.79	-	7.79	0%
Other Receivables	162.31	-	162.31	5%	91.83	-	91.83	3%
<b>Total</b>	<b>3146.09</b>	<b>-</b>	<b>3146.09</b>		<b>2844.43</b>	<b>-</b>	<b>2844.43</b>	

Fair value of company's own transferable financial instruments held as plan assets is ₹79.28 crore as on 31st March, 2020 (₹ 85.50 crore as on 31st March, 2019).

The expected maturity analysis of provident fund is as follows:

(₹ in crore)

Particulars	Less than a year	Between 1-2 year	Between 2-5 years	Over 5 years	Total
<b>31<sup>st</sup> March, 2020</b>	<b>376.21</b>	<b>242.77</b>	<b>677.75</b>	<b>1759.14</b>	<b>3055.87</b>
31 <sup>st</sup> March, 2019	141.68	125.82	356.78	2133.30	2757.58

#### F. Pension

The Company has scheme of employees defined Pension Contribution. Company contribution is paid to separate trust. Amount of contribution paid/payable for the year is ₹ 114.82crore (previous year ₹ 102.41crore) has been recognized as expense and is charged to Statement of Profit & Loss.

The summarized position of various employee benefit obligations is as follows:

(₹ in crore)

Particulars	Gratuity			ODRB			Leaves			PRMF		
	Present value of obligation	Fair value of plan assets	Net amount	Present value of obligation	Fair value of plan assets	Net amount	Present value of obligation	Fair value of plan assets	Net amount	Present value of obligation	Fair value of plan assets	Net amount
<b>1<sup>st</sup> April, 2019</b>	<b>626.44</b>	<b>590.28</b>	<b>36.16</b>	<b>18.74</b>	<b>-</b>	<b>18.74</b>	<b>371.69</b>	<b>-</b>	<b>371.69</b>	<b>438.98</b>	<b>418.68</b>	<b>20.30</b>
Service cost	25.51	-	25.51	1.24	-	1.24	31.39	-	31.39	11.55	-	11.55
Interest expense (income)	48.55	47.22	1.33	1.45	-	1.45	28.80	-	28.80	34.02	39.58	(5.56)
<b>Total amount recognized in profit or loss</b>	<b>74.06</b>	<b>47.22</b>	<b>26.84</b>	<b>2.69</b>	<b>-</b>	<b>2.69</b>	<b>60.19</b>	<b>-</b>	<b>60.19</b>	<b>45.57</b>	<b>39.58</b>	<b>5.99</b>
<b>Re measurements</b>												
Return on plan assets, excluding amount included in interest expense/(income)	-	0.93	(0.93)	-	-	-	-	-	-	-	22.57	(22.57)
(Gain)/Loss from change in demographic assumptions	(0.37)	-	(0.37)	(0.01)	-	(0.01)	0.09	-	0.09	(0.28)	-	(0.28)



## 64. Employee Benefit Obligations (Contd.)

(₹ in Crore)

Particulars	Gratuity			ODRB			Leaves			PRMF		
	Present value of obligation	Fair value of plan assets	Net amount	Present value of obligation	Fair value of plan assets	Net amount	Present value of obligation	Fair value of plan assets	Net amount	Present value of obligation	Fair value of plan assets	Net amount
(Gain)/Loss from change in financial assumptions	42.77	-	42.77	1.81	-	1.81	36.83	-	36.83	55.69	-	55.69
Experience (Gain)/Losses	(37.70)	-	(37.70)	(2.18)	-	(2.18)	22.91	-	22.91	23.99	-	23.99
<b>Total amount recognized in other comprehensive income</b>	<b>4.70</b>	<b>0.93</b>	<b>3.77</b>	<b>(0.38)</b>	<b>-</b>	<b>(0.38)</b>	<b>59.83</b>	<b>-</b>	<b>59.83</b>	<b>79.40</b>	<b>22.57</b>	<b>56.83</b>
Employer contributions	-	19.85	(19.85)	-	-	-	-	-	-	-	58.41	(58.41)
Benefits payments	(103.29)	(103.29)	-	(0.09)	-	(0.09)	(67.25)	-	(67.25)	(21.08)	(21.08)	-
<b>31<sup>st</sup> March, 2020</b>	<b>601.91</b>	<b>554.99</b>	<b>46.92</b>	<b>20.96</b>	<b>-</b>	<b>20.96</b>	<b>424.46</b>	<b>-</b>	<b>424.46</b>	<b>542.87</b>	<b>518.16</b>	<b>24.71</b>

(₹ in crore)

Particulars	Gratuity			ODRB			Leaves			PRMF		
	Present value of obligation	Fair value of plan assets	Net amount	Present value of obligation	Fair value of plan assets	Net amount	Present value of obligation	Fair value of plan assets	Net amount	Present value of obligation	Fair value of plan assets	Net amount
<b>1<sup>st</sup> April, 2018</b>	<b>631.48</b>	<b>579.51</b>	<b>51.97</b>	<b>18.43</b>	<b>-</b>	<b>18.43</b>	<b>354.94</b>	<b>-</b>	<b>354.94</b>	<b>386.66</b>	<b>-</b>	<b>386.66</b>
Service cost	29.64	-	29.64	0.98	-	0.98	40.75	-	40.75	12.84	-	12.84
Interest expense (income)	47.99	44.04	3.95	1.40	-	1.40	26.97	-	26.97	29.38	3.00	26.38
<b>Total amount recognized in profit or loss</b>	<b>77.63</b>	<b>44.04</b>	<b>33.59</b>	<b>2.38</b>	<b>-</b>	<b>2.38</b>	<b>67.72</b>	<b>-</b>	<b>67.72</b>	<b>42.22</b>	<b>3.00</b>	<b>39.22</b>
<b>Re measurements</b>												
Return on plan assets, excluding amount included in interest expense/(income)	-	7.53	(7.53)	-	-	-	-	-	-	-	-	-
(Gain)/Loss from change in demographic assumptions	-	-	-	-	-	-	-	-	-	-	-	-
(Gain)/Loss from change in financial assumptions	(5.95)	-	(5.95)	(0.21)	-	(0.21)	(4.91)	-	(4.91)	(7.60)	-	(7.60)
Experience (Gain)/Losses	(6.36)	-	(6.36)	(1.63)	-	(1.63)	(2.28)	-	(2.28)	33.66	-	33.66
<b>Total amount recognized in other comprehensive income</b>	<b>(12.31)</b>	<b>7.53</b>	<b>(19.84)</b>	<b>(1.84)</b>	<b>-</b>	<b>(1.84)</b>	<b>(7.19)</b>	<b>-</b>	<b>(7.19)</b>	<b>26.06</b>	<b>-</b>	<b>26.06</b>
Employer contributions	-	29.56	(29.56)	-	-	-	-	-	-	-	431.64	(431.64)
Benefits payments	(70.36)	(70.36)	-	(0.23)	-	(0.23)	(43.78)	-	(43.78)	(15.96)	(15.96)	-
<b>31<sup>st</sup> March, 2019</b>	<b>626.44</b>	<b>590.28</b>	<b>36.16</b>	<b>18.74</b>	<b>-</b>	<b>18.74</b>	<b>371.69</b>	<b>-</b>	<b>371.69</b>	<b>438.98</b>	<b>418.68</b>	<b>20.30</b>

The net disclosed above relates to funded and unfunded plans are as follows:

(₹ in crore)

Particulars	Gratuity		ODRB		Leaves		PRMF	
	31 <sup>st</sup> March, 2020	31 <sup>st</sup> March, 2019	31 <sup>st</sup> March, 2020	31 <sup>st</sup> March, 2019	31 <sup>st</sup> March, 2020	31 <sup>st</sup> March, 2019	31 <sup>st</sup> March, 2020	31 <sup>st</sup> March, 2019
Present value of funded obligations	601.91	626.44	-	-	-	-	542.87	438.98
Fair value of plan assets	554.99	590.28	-	-	-	-	518.16	418.68
<b>Deficit/(Surplus) of funded plan</b>	<b>46.92</b>	<b>36.16</b>	<b>-</b>	<b>-</b>	<b>-</b>	<b>-</b>	<b>24.71</b>	<b>20.30</b>
<b>Unfunded plans</b>	<b>-</b>	<b>-</b>	<b>20.96</b>	<b>18.74</b>	<b>424.46</b>	<b>371.69</b>	<b>-</b>	<b>-</b>

The company expects to contribute ₹ 39.58 crore to the gratuity trust during the FY 2020-21.

## 64. Employee Benefit Obligations (Contd.)

### (iii) Significant actuarial assumptions for Post-Employment Benefits :

#### Economic Assumptions

Particulars	Gratuity, ODRB, Pension, PRMF, PF	
	31 <sup>st</sup> March, 2020	31 <sup>st</sup> March, 2019
Discount rate	6.75%	7.75%
Salary growth rate(except for PF)	6.50%	6.50%

The discount rate is generally based upon the market yields available on Govt. Bonds at the accounting date relevant to currency of benefit payments for a term that matches the liabilities. Salary growth rate is companies' long term best estimate as to salary increases and takes account of inflation, seniority, promotion, business plan, HR Policy and other relevant factors on long term basis.

#### Demographic Assumptions

Particulars	31 <sup>st</sup> March, 2020	31 <sup>st</sup> March, 2019
i) Retirement Age	60	60
ii) Mortality rates inclusive of provision for disability	100% of IALM (2012-14)	100% of IALM (2006-08)
iii) Ages		
	Withdrawal rate %	Withdrawal %
Upto 30 years	3	3
From 31 to 44 years	2	2
Above 44 years	1	1

Mortality rates for specimen ages

Age	Mortality rate	Age	Mortality rate	Age	Mortality rate
15	0.000698	45	0.002579	75	0.038221
20	0.000924	50	0.004436	80	0.061985
25	0.000931	55	0.007513	85	0.100979
30	0.000977	60	0.011162	90	0.163507
35	0.001202	65	0.015932	95	0.259706
40	0.00168	70	0.024058	100	0.397733

### (iv) Sensitivity Analysis of the defined benefit obligation

(₹ in crore)

Particulars	Gratuity	ODRB	Leave	PRMF
a) Impact of change in discount rate				
Present value of Obligation at the end of period	601.91	20.96	424.46	542.87
- Impact due to increase of 0.5%	(22.27)	(0.79)	(19.24)	(29.86)
- Impact due to decrease of 0.5%	24.22	0.80	21.00	30.47
b) Impact of change in salary increase				
Present value of Obligation at the end of period	601.91	20.96	424.46	542.87
- Impact due to increase of 0.5%	8.33	-	20.93	31.02
- Impact due to decrease of 0.5%	(8.87)	-	(19.31)	(30.01)

Although the analysis does not take account of the full distribution of cash flows expected under the plan, it does provide an approximation of the sensitivity of the assumptions shown.

The sensitivity analysis above have been determined based on a method that extrapolates the impact on defined benefit obligation as a result of reasonable changes in key assumptions occurring at the end of the reporting period. This analysis may not be representative of the actual change in the defined benefit obligations as it is unlikely that the change in assumptions would occur in isolation of one another as some of the assumptions may be correlated

### (v) The major categories of plan assets (Gratuity) are as follows:

(₹ in crore)

Particulars	31 <sup>st</sup> March, 2020				31 <sup>st</sup> March, 2019			
	Quoted	Unquoted	Total	In %	Quoted	Unquoted	Total	In %
Equity instruments (ETF)	3.14	-	3.14	1%	3.35	-	3.35	1%
<b>Debt instruments</b>								
Govt/State Bonds	280.98	-	280.98	49%	292.45	-	292.45	48%
PSU and Private Bonds	286.85	-	286.85	50%	307.27	-	307.27	51%
<b>Total*</b>	<b>570.97</b>	<b>-</b>	<b>570.97</b>		<b>603.07</b>	<b>-</b>	<b>603.07</b>	

\*Fair valuation as per actuarial valuation is ₹ 554.99 crore (Previous Year ₹ 590.27 crore).

**64. Employee Benefit Obligations (Contd.)**

Fair value of company's own transferable financial instruments held as plan assets is ₹65.11 crore (Previous Year ₹ 73.83crore).

(vi) The major categories of plan assets (PRMF) are as follows:

(₹ in crore)

Particulars	31 <sup>st</sup> March, 2020				31 <sup>st</sup> March, 2019			
	Quoted	Unquoted	Total	In %	Quoted	Unquoted	Total	In %
Equity instruments (ETF)	-	-	-	-	-	-	-	-
<b>Debt instruments</b>								
Govt/State Bonds	<b>265.64</b>	-	<b>265.64</b>	<b>52%</b>	171.85	-	171.85	41%
PSU and Private Bonds	<b>240.87</b>	-	<b>240.87</b>	<b>48%</b>	246.56	-	246.56	59%
Total#	<b>506.51</b>	-	<b>506.51</b>		418.41	-	418.41	

#Fair valuation as per actuarial valuation is ₹ 518.16crore (Previous Year ₹ 418.69 crore)

(vii) Description of Risk exposures

Valuation is based on certain assumptions which are dynamic in nature and vary over time. As such company is exposed to various risks as follows:

- Salary Increases (except for PF) – Actual salary increase will increase the plan's liability. Increase in salary increase rate assumptions in future valuation will also increase the liability.
- Investment risk – If plan is funded then assets liabilities mismatch and actual investment return on assets lower than the discount rate assumed at the last valuation date can impact the liability
- Discount Rate – Reduction in discount rate in subsequent valuations can increase the plan's liability.
- Mortality & disability – Actual deaths and disability cases proving lower or higher than assumed in the valuation can impact the liabilities.
- Withdrawals – Actual withdrawals proving higher or lower than assumed withdrawals and change of withdrawal rates at subsequent valuations can impact Plan's liability.

(viii) Defined benefit liability and employee contribution

The weighted average duration of the defined benefit obligations is 40.18 years (Previous Year 41.39 years). The expected maturity analysis of undiscounted pension, gratuity, other defined retirement benefit and post-employment medical benefits is as follows:

(₹ in crore)

Particulars	Less than a year	Between 1-2 year	Between 2-5 years	Over 5 years	Total
<b>31<sup>st</sup> March, 2020</b>					
Defined benefit obligation (Gratuity)	74.08	67.03	170.22	290.58	601.91
Post-employment medical benefits	20.82	26.55	103.69	391.81	542.87
ODRB	2.06	1.95	5.37	11.58	20.96
Other employee benefits(LSA)	1.12	1.11	3.11	11.69	17.03
<b>Total</b>	<b>98.08</b>	<b>96.64</b>	<b>282.39</b>	<b>705.66</b>	<b>1182.77</b>
<b>31<sup>st</sup> March, 2019</b>					
Defined benefit obligation (Gratuity)	78.80	9.56	172.02	366.06	626.44
Post-employment medical benefits	16.86	18.13	70.80	333.19	438.98
ODRB	2.06	0.20	0.96	15.51	18.73
Other employee benefits(LSA)	1.15	1.00	2.90	9.70	14.75
<b>Total</b>	<b>98.87</b>	<b>28.89</b>	<b>246.68</b>	<b>724.46</b>	<b>1098.90</b>

**65. Disclosure of material impact of COVID-19 pandemic on listed entities under SEBI (Listing Obligations and Disclosure Requirements) Regulations, 2015**

The Company is mainly engaged in the business of transmission of electricity and the tariffs for the transmission services are regulated in terms of the CERC Tariff Regulations which provide for recovery of the annual transmission charges based on system availability.

Due to the COVID pandemic, a lockdown was announced by the Government of India effective from 25th March 2020. As per the Government guidelines, transmission units and services were exempted from the lockdown. The Company has issued guidelines and protocols to be followed by its various units for the operation and maintenance of its transmission network during the pandemic. The Company has also implemented digital solutions such as e-office, ERP systems, Virtual Private Network, Video Conferencing etc. to facilitate Work from Home of its employees. Due to the various steps taken by the Company, there has been no significant impact due to

## 65. Disclosure of material impact of COVID-19 pandemic on listed entities under SEBI (Listing Obligations and Disclosure Requirements) Regulations, 2015 (Contd.)

the pandemic on the availability of the transmission system of the Company.

In the above backdrop, the Company has considered various internal and external information available up to the date of approval of financial statements in assessing the impact of COVID-19 pandemic on the financial statements for the year ended March 31, 2020.

There has been no material impact on the operations or profitability of the company during the financial year due to the pandemic. Due to the lockdown, there has been a general fall in the demand for electricity in the country and the revenue realisation of the distribution utilities has been adversely impacted. As a result, delay in realisation of transmission charges from the customers is expected in the next financial year. The Government of India has announced measures to facilitate the liquidation of outstanding dues of the utilities to the generators and transmission licensees which are expected to facilitate the realisation of the company's trade receivables. Further, the company has adequate credit limits and strong credit ratings to mobilise the required short term funds for its operations including for meeting its debt service obligations. The Company has also approved a consolidated one-time rebate of ₹ 1075crore to the DISCOMs and Power Departments of States / Union Territories against the billing of April'20 and May'20.

The Company has made an assessment of the liquidity position for the next one year and of the recoverability and carrying value of its assets comprising of Property Plant and equipment, trade receivables and investments as at Balance Sheet date and the management is of the view that there are no material adjustments required in the financial statements. However, the impact assessment of COVID 19 is a continuing process given the uncertainties associated with its nature and duration. The company will continue to monitor any material changes to future economic conditions.

## 66. Other Notes

### A. Incorporation of wholly owned subsidiary of POWERGRID to undertake Telecommunications and Digital Technology Business of the company

On 7th November 2019, the Board of directors resolved to form a wholly owned subsidiary of the Company to undertake the said business. The Company has obtained approval from Ministry of Power (MOP) for the formation of aforesaid subsidiary and is in the process of obtaining approval from CERC for undertaking the telecom business through a subsidiary company. The Company is evaluating the methodology of transfer of said business including but not limited to identification of assets and liabilities.

The Company will continue to operate the Telecommunication and Digital Technology business until the above significant activities are completed. As the said business is not available for immediate sale in its present condition, hence the same is not classified as "disposal group held for sale".

### B. Asset Monetization in POWERGRID through Infrastructure Investment Trust (InvIT)

Board of Directors in their meeting held on 01.10.2019 had granted in-principle approval to raise upto ₹10000crore by way of asset monetization through Infrastructure Investment Trust (InvIT) as per direction of MOP. The Board had also accorded its approval to set up and register an Infrastructure Investment Trust with POWERGRID acting as Sponsor as per SEBI (Infrastructure Investment Trusts) Regulations, 2014. The company has sought various approvals from Govt. of India, Regulatory authorities and others which are awaited.

67. a) Figures have been rounded off to nearest rupees in crore up to two decimals.  
b) Previous year figures have been regrouped/ rearranged wherever considered necessary.

### For and on behalf of the Board of Directors

**Divya Tandon**  
Company Secretary

**K. S. R. Murthy**  
CFO

**Seema Gupta**  
Director (Finance)

**K. Sreekant**  
Chairman & Managing  
Director

### As per our report of even date

**For T R CHADHA & CO LLP**  
Chartered Accountants  
FRN : 006711N/N500028

**For UMAMAHESWARA RAO & CO**  
Chartered Accountants  
FRN : 004453S

**For B M CHATRATH & CO LLP**  
Chartered Accountants  
FRN : 301011E/E300025

**For PSD & ASSOCIATES**  
Chartered Accountants  
FRN : 004501C

**CA Neena Goel**  
Partner  
M. No.057986  
Place: Gurugram

**CA Krishna Sai G.H.**  
Partner  
M. No. 233399  
Place: Hyderabad

**CA Sanjay Sarkar**  
Partner  
M. No. 064305  
Place: Kolkata

**CA Prakash Sharma**  
Partner  
M. No. 072332  
Place: Jaipur

Date: 20.06.2020  
Place: Gurugram

**INDEPENDENT AUDITOR'S REPORT****TO THE MEMBERS OF POWER GRID CORPORATION OF INDIA LIMITED****Report on the Audit of the Standalone Financial Statements****Opinion**

We have audited the accompanying standalone financial statements of Power Grid Corporation of India Limited ("the Company"), which comprise the Balance Sheet as at March 31, 2020 the Statement of Profit and Loss (including Other Comprehensive Income), the Statement of Changes in Equity and the Statement of Cash Flows for the year ended on that date, and a summary of the significant accounting policies and other explanatory information (hereinafter referred to as "the standalone financial statements").

In our opinion and to the best of our information and according to the explanations given to us, the aforesaid standalone financial statements give the information required by the Companies Act, 2013 ("the Act") in the manner so required and give a true and fair view in conformity with the accounting principles generally accepted in India, of the state of affairs of the Company as at March 31, 2020 the profit & total comprehensive income, changes in equity and its cash flows for the year ended on that date.

**Basis for Opinion**

We conducted our audit of the standalone financial statements in accordance with the Standards on Auditing (SAs) specified under section 143(10) of the Act. Our responsibilities under those Standards are further described in the Auditor's Responsibilities for the Audit of the Standalone Financial Statements section of our report. We are independent of the Company in accordance with the Code of Ethics issued by the Institute of Chartered Accountants of India (ICAI) together with the independence requirements that are relevant to our audit of the standalone financial statements under the provisions of the Act and the Rules made thereunder, and we have fulfilled our other ethical responsibilities in accordance with these requirements and the ICAI's Code of Ethics. We believe that the audit evidence we have obtained is sufficient and appropriate to provide a basis for our audit opinion on the standalone financial statements.

**Emphasis of Matter**

We draw attention to the following matter in the notes to the Standalone financial statements:

- In respect of recognition of revenue from transmission assets for which final tariff orders are yet to be issued by the CERC [Refer Note No. 35(b)]

Our opinion is not modified in respect of the above matter.

**Key Audit Matters**

Key audit matters are those matters that, in our professional judgment, were of most significance in our audit of the standalone financial statements for the year ended 31st March 2020. These matters were addressed in the context of our audit of the standalone financial statements as a whole, and in forming our opinion thereon, and we do not provide a separate opinion on these matters. We have determined the matters described below to be the key audit matters to be communicated in our report.

Sr. No.	Key Audit Matters	How the matter was addressed in our audit
1	<p><b>Recognition of Revenue from Transmission Income</b></p> <p>Transmission Income is accounted for based on tariff orders notified by the CERC. In case of transmission projects where final tariff orders are yet to be notified, transmission income is accounted for on provisional basis as per Tariff Regulations and Orders of the CERC in earlier cases. Difference, if any, is accounted for on issuance of final Tariff Orders by the CERC. As at each reporting date, transmission income also includes an accrual for services rendered to the customers but not yet billed i.e. Unbilled Revenue. This is considered as Key Audit Matter due to the nature and extent of estimates made as per CERC Tariff Regulations and contracts with customers for recognition of revenue.</p> <p>(Refer Note No. 35(b) Standalone Financial Statement)</p>	<p>Our audit approach involved:</p> <p>We have obtained an understanding of the CERC Tariff Regulations, Orders, Circulars, Guidelines and the Company's internal circulars and procedures in respect of recognition and measurement of revenue from transmission of power.</p> <ul style="list-style-type: none"> <li>• Evaluated and tested the effectiveness of the design of Internal controls relating to recognition and measurement of revenue from Transmission.</li> <li>• Verified the transmission revenue based on the CERC Tariff Regulation, Orders, Circulars, Guidelines and the company's internal circulars.</li> <li>• Verified on test basis, the income recognised on provisional basis consistently as per the regulatory guidelines, for the assets whose final orders are yet to be notified by CERC, based on the date of commercial operation (DOCO) letters issued by Regional technical heads, and capital cost, as certified by the Management.</li> </ul>
2	<p><b>Deferred Tax Assets relating to MAT credit entitlement</b></p> <p>The Company has considered MAT credit in anticipation of set off against the tax payable in future years and created Deferred Tax Asset for the same during the year. Corresponding to the said MAT Credit Entitlement, a Deferred Regulatory liability payable to the beneficiaries in subsequent periods as per CERC Tariff Regulations has been recognized.</p> <p>We identified this as a key audit matter because of the importance of this matter to the intended users of the financial statements and its materiality and requirement of judgement in assessing future taxable profits for recognition of MAT credit entitlement.</p> <p>(Refer Note No.26 of Standalone financial statements.)</p>	<p>Our audit approach involved:</p> <ul style="list-style-type: none"> <li>• Understanding the current status of availability of MAT credits.</li> <li>• We assessed the related forecasts of future taxable profits, evaluated the reasonableness and consistency of the considerations/assumptions underlying the preparation of these forecasts.</li> <li>• Based on the above procedures performed, the recognition and measurement of Deferred tax asset relating to MAT credit entitlement and corresponding Regulatory Deferral Liability towards customers, is considered adequate and reasonable.</li> </ul>

<b>3</b>	<p><b>Assessment of Contingent liabilities in respect of certain litigations including land compensation, direct and indirect taxes, various claims filed by other parties not acknowledged as debt.</b></p> <p>There is a high level of judgement required in estimating the contingent liabilities. The company's assessment of contingent liabilities is supported by the facts of the matter, Company's judgement thereon, past experience and advices from legal and independent tax consultants wherever necessary.</p> <p>We identified the above area as Key Audit Matters in view of associated uncertainty relating to the outcome of these matter. (Refer Note No. 59 of Standalone financial statements)</p>	<p>Our audit approach involved:</p> <ul style="list-style-type: none"> <li>• Understanding the current status of the litigation for land compensations/tax assessments.</li> <li>• Examining recent orders from competent authorities and/or communication received from various authorities, judicial forums and follow-up action thereon.</li> <li>• Review and analysis of evaluation of the contentions of the company through discussions, collection of details of the subject matter under consideration, the likely outcome and consequent potential outflows on those issues.</li> </ul>
----------	--	---

### Other Matter

The statement includes comparative figures for the corresponding year ended March 31, 2019, audited by the joint auditors of the Company who were the predecessor audit firms, who had expressed an unmodified opinion vide their report dated May 29, 2019 on such standalone financial statements.

### Information Other than the Standalone Financial Statements and Auditor's Report Thereon

The Company's Board of Directors is responsible for the preparation of the other information. The other information comprises the information included in the Management Discussion and Analysis, Board's Report including Annexures to Board's Report, Business Responsibility Report, Corporate Governance and Shareholder's Information, but does not include the standalone financial statements and our Auditor's Report thereon. The other information as identified above is expected to be made available to us after the date of this Auditor's Report.

Our opinion on the standalone financial statements does not cover the other information and we will not express any form of assurance conclusion thereon.

In connection with our audit of the standalone financial statements, our responsibility is to read the other information identified above when it becomes available and, in doing so, consider whether the other information is materially inconsistent with the standalone financial statements or our knowledge obtained during the course of our audit or otherwise appears to be materially misstated.

When we read those documents including annexures, if any thereon, if we conclude that there is a material misstatement therein, we shall communicate the matter to those charged with the governance.

### Management's Responsibility for the Standalone Financial Statements

The Company's Board of Directors is responsible for the matters stated in section 134(5) of the Act with respect to the preparation of these standalone financial statements that give a true and fair view of the financial position, financial performance including other comprehensive income, changes in equity and cash flows of the Company in accordance with the Ind AS and other accounting principles generally accepted in India, including the Indian Accounting Standards (Ind AS) specified under section 133 of the Act read with the Companies (Indian Accounting Standards) Rules, 2015, as amended

This responsibility also includes maintenance of adequate accounting records in accordance with the provisions of the Act for safeguarding the assets of the Company and for preventing and detecting frauds and other irregularities; selection and application of appropriate accounting policies; making judgments and estimates that are reasonable and prudent; and design, implementation and maintenance of adequate internal financial controls, that were operating effectively for ensuring the accuracy and completeness of the accounting records, relevant to the preparation and presentation of the standalone financial statements that give a true and fair view and are free from material misstatement, whether due to fraud or error.

In preparing the standalone financial statements, management is responsible for assessing the Company's ability to continue as a going concern, disclosing, as applicable, matters related to going concern and using the going concern basis of accounting unless management either intends to liquidate the Company or to cease operations, or has no realistic alternative but to do so.

The Board of Directors are responsible for overseeing the Company's financial reporting process.

### Auditor's Responsibilities for the Audit of the Standalone Financial Statements

Our objectives are to obtain reasonable assurance about whether the standalone financial statements as a whole are free from material misstatement, whether due to fraud or error, and to issue an auditor's report that includes our opinion. Reasonable assurance is a high level of assurance, but is not a guarantee that an audit conducted in accordance with SAs will always detect a material misstatement when it exists. Misstatements can arise from fraud or error and are considered material if, individually or in the aggregate, they could reasonably be expected to influence the economic decisions of users taken on the basis of these standalone financial statements.

As part of an audit in accordance with SAs, we exercise professional judgment and maintain professional skepticism throughout the audit. We also:

- Identify and assess the risks of material misstatement of the standalone financial statements, whether due to fraud or error, design and perform audit procedures responsive to those risks, and obtain audit evidence that is sufficient and appropriate to provide a basis for our opinion. The risk of not detecting a material misstatement resulting from fraud is higher than for one resulting from error, as fraud may involve collusion, forgery, intentional omissions, misrepresentations, or the override of internal control.

## ANNUAL REPORT 2019-20

- Obtain an understanding of internal financial controls relevant to the audit in order to design audit procedures that are appropriate in the circumstances. Under section 143(3)(i) of the Act, we are also responsible for expressing our opinion on whether the Company has adequate internal financial controls system in place and the operating effectiveness of such controls.
- Evaluate the appropriateness of accounting policies used and the reasonableness of accounting estimates and related disclosures made by management.
- Conclude on the appropriateness of management's use of the going concern basis of accounting and, based on the audit evidence obtained, whether a material uncertainty exists related to events or conditions that may cast significant doubt on the Company's ability to continue as a going concern. If we conclude that a material uncertainty exists, we are required to draw attention in our auditor's report to the related disclosures in the standalone financial statements or, if such disclosures are inadequate, to modify our opinion. Our conclusions are based on the audit evidence obtained up to the date of our auditor's report. However, future events or conditions may cause the Company to cease to continue as a going concern.
- Evaluate the overall presentation, structure and content of the standalone financial statements, including the disclosures, and whether the standalone financial statements represent the underlying transactions and events in a manner that achieves fair presentation.

Materiality is the magnitude of misstatements in the standalone financial statements that, individually or in aggregate, makes it probable that the economic decisions of a reasonably knowledgeable user of the financial statements may be influenced. We consider quantitative materiality and qualitative factors in (i) planning the scope of our audit work and in evaluating the results of our work; and (ii) to evaluate the effect of any identified misstatements in the financial statements.

We communicate with those charged with governance regarding, among other matters, the planned scope and timing of the audit and significant audit findings, including any significant deficiencies in internal control that we identify during our audit.

We also provide those charged with governance with a statement that we have complied with relevant ethical requirements regarding independence, and to communicate with them all relationships and other matters that may reasonably be thought to bear on our independence, and where applicable, related safeguards.

From the matters communicated with those charged with governance, we determine those matters that were of most significance in the audit of the standalone financial statements of the current period and are therefore the key audit matters. We describe these matters in our auditor's report unless law or regulation precludes public disclosure about the matter or when, in extremely rare circumstances, we determine that a matter should not be communicated in our report because the adverse consequences of doing so would reasonably be expected to outweigh the public interest benefits of such communication.

### Report on Other Legal and Regulatory Requirements

1. As required by the Companies (Auditor's Report) Order, 2016 ("the Order") issued by the Central Government in terms of Section 143(11) of the Act, we give in **Annexure '1'** a statement on the matters specified in paragraphs 3 and 4 of the Order, to the extent applicable.
2. In terms of section 143(5) of the Companies Act, 2013, we give in the **Annexure '2'** our report on the directions issued by the Comptroller and Auditor General of India.
3. As required by Section 143(3) of the Act, based on our audit we report that:
  - (a) We have sought and obtained all the information and explanations which to the best of our knowledge and belief were necessary for the purposes of our audit;
  - (b) In our opinion, proper books of account as required by law have been kept by the Company so far as it appears from our examination of those books;
  - (c) The Balance Sheet, the Statement of Profit and Loss including Other Comprehensive Income, Statement of Changes in Equity and the Statement of Cash Flow dealt with by this Report are in agreement with the relevant books of account;
  - (d) In our opinion, the aforesaid standalone financial statements comply with the Ind AS specified under Section 133 of the Act, read with the relevant rules issued thereunder;
  - (e) In view of exemption given vide notification no. G.S.R. 463(E) dated June 5, 2015, issued by the Ministry of Corporate Affairs, provisions of Section 164(2) of the Act regarding disqualification of Directors, are not applicable to the Company;
  - (f) With respect to the adequacy of the internal financial controls with reference to standalone financial statements of the company and the operating effectiveness of such controls, refer to our separate report in **Annexure '3'**. Our report expresses an unmodified opinion on the adequacy and operating effectiveness of the Company's internal financial controls with reference to Standalone financial statements.
  - (g) Pursuant to the Notification No. GSR 463(E) dated 5th June 2015 issued by the Ministry of Corporate Affairs, Government of India, provisions of Section 197 of the Companies Act, 2013, are not applicable to the Company, being a Government Company; and
  - (h) With respect to the other matters to be included in the Auditor's Report in accordance with Rule 11 of the Companies (Audit and Auditors) Rules, 2014, as amended in our opinion and to the best of our information and according to the explanations given to us:

- i) The Company has disclosed the impact of pending litigations on its financial position in its Standalone financial statements – Refer Note 59 to the Standalone financial statements.
- ii) The Company has made provision, as required under the applicable law or accounting standards, for material foreseeable losses, if any, on long-term contracts including derivative contracts.
- iii) There has been no delay in transferring amounts, required to be transferred, to the Investor Education and Protection Fund by the Company.

**For T R CHADHA & CO LLP**  
Chartered Accountants  
FRN : 006711N/N500028

**For UMAMAHESWARA RAO & CO**  
Chartered Accountants  
FRN : 004453S

**For B M CHATRATH & CO LLP**  
Chartered Accountants  
FRN : 301011E/E300025

**For PSD & ASSOCIATES**  
Chartered Accountants  
FRN : 004501C

**Neena Goel**  
Partner  
M. No. 057986  
UDIN: 20057986AAAAFV6067  
Place: Gurugram

**Krishna Sai G. H.**  
Partner  
M. No. 233399  
UDIN: 20233399AAAAAR3055  
Place: Hyderabad

**Sanjay Sarkar**  
Partner  
M. No. 064305  
UDIN: 20064305AAAADD4942  
Place: Kolkata

**Prakash Sharma**  
Partner  
M. No. 072332  
UDIN: 20072332AAAAAC3687  
Place: Jaipur

Date: 20 June, 2020



**Annexure '1' to the Independent Auditors' Report**

As referred to in our Independent Auditors' Report of even date to the members of the **Power Grid Corporation of India Limited**, on the standalone Ind AS financial statements for the year ended 31st March, 2020 we report that:

- (i) a) The Company has generally maintained records, showing full particulars including quantitative details and situation of Fixed Assets (Property, Plant & Equipment).
- b) The fixed assets (Property, Plant & Equipment) have been physically verified by the management during the year. In our opinion, frequency of verification is reasonable having regard to the size of the Company and nature of its business. No material discrepancies were noticed on such verification.
- c) In our opinion and according to information and explanations given to us and on the basis of an examination of the records of the Company, the title deeds of immovable properties are held in the name of the Company except:

	<b>No. of Cases</b>	<b>Cost (₹ in Crores)</b>	<b>Net Block (₹ in Crores)</b>
Leasehold Land	11	198.24	185.59
Freehold Land	25	149.17	149.17
Buildings (Flats in Mumbai)	28	2.95	1.34

- (ii) The inventories have been physically verified by the management during the year. In our opinion, frequency of verification is reasonable having regard to the size of the Company and nature of its business. No material discrepancies were noticed on such verification.
- (iii) According to the information and explanations given to us, the Company has not granted loans, secured or unsecured, during the year, to any companies, firms, limited liability partnerships or other parties covered in the register maintained under section 189 of the Act. In view of the above, the clause 3(iii) (a), clause 3(iii) (b) and clause 3(iii) (c) of the Order are not applicable.
- (iv) In our opinion and according to information and explanation given to us, the company has complied with the provisions of section 185 and 186 of the Act in respect of loans, investments, guarantees and security.
- (v) In our opinion and according to the information and explanations given to us, the company has not accepted any deposit from the public in accordance with the provisions of the sections 73 to 76 or any other relevant provisions of the Act, and the rules framed thereunder. Accordingly, paragraph 3(v) of the order is not applicable to the company.
- (vi) We have broadly reviewed the cost records maintained by the company specified by the Central Government under sub section (1) of section 148 of the Companies Act, 2013, in respect of Transmission & Telecom Operations of the Company and we are of the opinion that prima facie the prescribed records have been made and maintained. However, we have not made detailed examination of the cost records with a view to determine whether they are accurate or complete.
- (vii) a) According to the information and explanations given to us, the Company is generally regular in depositing undisputed statutory dues with appropriate authorities including Provident Fund, Income Tax, Goods and Services Tax, Sales Tax, Wealth Tax, Service Tax, Duty of Custom, Duty of Excise, Value Added Tax, Cess and other statutory dues applicable to the Company and that there are no undisputed statutory dues outstanding as at 31st March, 2020 for a period of more than six months from the date they became payable. As informed, provisions of the Employees State Insurance Act are not applicable to the Company.
- b) According to information and explanations given to us, there are no disputed dues of Duty of Customs or Duty of Excise which have not been deposited. However, the following disputed demands of Income Tax, Sales Tax, Service Tax, Value Added Tax and Cess dues have not been deposited:

<b>Name of the Statute</b>	<b>Nature of dues</b>	<b>Amount* (₹ in Crores)</b>	<b>Period to which the amount relates</b>	<b>Forum where dispute is pending</b>
Income Tax Act, 1961	Income Tax	102.31	For the F.Y. 2005-06, F.Y. 2006-07, F.Y. 2008-09, F.Y. 2012-13, F.Y. 2014-15, F.Y. 2015-16 & F.Y. 2016-17	Jurisdictional Assessing Officer, Delhi
Income Tax Act, 1961	Income Tax	4.54	For the F.Y. 2007-08 to F.Y. 2016-17 & F.Y. 2018-19 to F.Y. 2019-20	Jurisdictional Assessing Officers of TANS
Chhattisgarh Entry Tax Act, 1976	Entry Tax	173.89	For the F.Y. 2011-12 to 2017-18	Chhattisgarh High Court
Finance Act, 1994	Service Tax	0.28	For the F.Y. 2003-04	Patna High Court
Central Sales Tax and Sales Tax/VAT Acts of various states	Sales Tax	6.47	From F.Y. 1996-97 to 2013-14	Sales Tax Appellate Tribunal, J&K

Name of the Statute	Nature of dues	Amount* (₹ in Crores)	Period to which the amount relates	Forum where dispute is pending
Punjab VAT Act, 2005 (Entry Tax)	Entry Tax	9.64	From F.Y. 2011-12 to F.Y. 2013-14	Hon'ble High Court Punjab, Haryana & Chandigarh
Service Tax Act	Service Tax	0.79	From F.Y. 2015-16 to F.Y. 2016-17	Assistant commissioner, Central GST & Central Excise, Division-III, Vadodara
Building & Other Construction Workers (BOCW) Cess Act, 1996	BOCW	3.71	For F.Y. 2007-08	Hon'ble High Court Himachal Pradesh, Shimla
Central Sales Tax Act	Sales Tax	0.46	For F.Y. 2015-16	Appellate Deputy Commissioner
	<b>Total</b>	<b>302.09</b>		

\* Demand amount including interest, net of amount paid under protest.

- (viii) In our opinion and according to the information and explanations given to us the Company has not defaulted during the year in repayment of loans to its financial institutions, bankers and dues to the Bond holders.
- (ix) The company has not raised money by way of initial public offer or further public offer during the year. The company has raised funds by issuance of debt instruments (bonds) during the year. In our opinion, on an overall basis and according to the information and explanations given to us, the company has applied the term loans including funds raised through bonds for the purpose they were obtained.
- (x) According to the information and explanations given to us and as represented by the management, we have been informed that no case of fraud has been committed on or by the company during the year.
- (xi) In view of exemption given vide notification no. G. S. R. 463(E) dated June 5, 2015, issued by Ministry of Corporate Affairs, provisions of Section 197 read with Schedule V of the Act regarding managerial remuneration are not applicable to the Company. Accordingly, paragraph 3(xi) of the Order is not applicable to the company.
- (xii) The company is not a Nidhi Company as prescribed under section 406 of the Act. Accordingly, paragraph 3(xii) of the Order is not applicable to the company.
- (xiii) According to the information and explanations given to us and as represented by the management, all transactions with the related parties are in compliance with sections 177 and 188 of the Act, where applicable and the details have been disclosed in the standalone Ind AS financial statements as required by the applicable Indian Accounting Standards.
- (xiv) According to the information and explanations given to us and based on our examination of the records of the company, the company has not made any preferential allotment or private placement of shares or fully or partly convertible debentures during the year. Accordingly, paragraph 3(xiv) is not applicable to the company.
- (xv) According to the information and explanations given to us and based on our examination of the records of the company, the company has not entered into non-cash transactions with directors or persons connected with them. Accordingly, paragraph 3(xv) is not applicable to the company.
- (xvi) According to the information and explanations given to us the company is not required to be registered under section 45 IA of the Reserve Bank of India Act, 1934. Accordingly, paragraph 3(xvi) is not applicable to the company.

**For T R CHADHA & CO LLP**  
Chartered Accountants  
FRN : 006711N/N500028

**For UMAMAHESWARA RAO & CO**  
Chartered Accountants  
FRN : 004453S

**For B M CHATRATH & CO LLP**  
Chartered Accountants  
FRN : 301011E/E300025

**For PSD & ASSOCIATES**  
Chartered Accountants  
FRN : 004501C

**Neena Goel**  
Partner  
M. No. 057986  
UDIN: 20057986AAAAFV6067  
Place: Gurugram

**Krishna Sai G. H.**  
Partner  
M. No. 233399  
UDIN: 20233399AAAAAR3055  
Place: Hyderabad

**Sanjay Sarkar**  
Partner  
M. No. 064305  
UDIN: 20064305AAAADD4942  
Place: Kolkata

**Prakash Sharma**  
Partner  
M. No. 072332  
UDIN: 20072332AAAAAC3687  
Place: Jaipur

Date: 20 June, 2020

**Annexure '2' to the Auditors Report**

As referred to in our Independent Auditors' Report of even date to the members of the **Power Grid Corporation of India Limited**, on the standalone Ind AS financial statements for the year ended 31st March, 2020

<b>S. No.</b>	<b>Directions</b>	<b>Auditors' Comments</b>
1.	Whether the Company has a system in place to process all the accounting transactions through IT system? If yes, the implications of processing of accounting transactions outside IT system on the integrity of the accounts along with the financial implications, if any, may be stated.	The company is having ERP system (SAP) in place for processing all accounting transactions. Based on our verification, no accounting transaction is being recorded/ processed other than through the ERP system in place.
2.	Whether there is any restructuring of an existing loan or cases of waiver/write off of debts/loans/ interest etc. made by a lender to the company due to the company's inability to repay the loan? If yes, the financial impact may be stated.	Based on our verification and explanations and information given to us, there were no cases of restructuring of an existing loan or cases of waiver/ write off of debts/loan/interest etc. made by a lender to the company due to the company's inability to repay the loan.
3.	Whether funds received/receivable for specific schemes from Central/State agencies were properly accounted for/utilized as per its term and conditions? List the cases of deviation.	Based on our verification and explanations and information given to us, funds received/receivable for specific scheme from Central/State agencies were properly accounted for and utilized as per its terms and conditions. No deviations were noticed by us.

**For T R CHADHA & CO LLP**  
Chartered Accountants  
FRN : 006711N/N500028

**For UMAMAHESWARA RAO & CO**  
Chartered Accountants  
FRN : 004453S

**For B M CHATRATH & CO LLP**  
Chartered Accountants  
FRN : 301011E/E300025

**For PSD & ASSOCIATES**  
Chartered Accountants  
FRN : 004501C

**Neena Goel**  
Partner  
M. No. 057986  
UDIN: 20057986AAAAFV6067  
Place: Gurugram

**Krishna Sai G. H.**  
Partner  
M. No. 233399  
UDIN: 20233399AAAAAR3055  
Place: Hyderabad

**Sanjay Sarkar**  
Partner  
M. No. 064305  
UDIN: 20064305AAAADD4942  
Place: Kolkata

**Prakash Sharma**  
Partner  
M. No. 072332  
UDIN: 20072332AAAAAC3687  
Place: Jaipur

Date: 20 June, 2020

## Annexure '3' to the Auditors' Report

As referred to in our Independent Auditors' Report of even date to the members of the **Power Grid Corporation of India Limited**, on the standalone Ind AS financial statements for the year ended 31st March, 2020

### **Report on the Internal Financial Controls under Clause (i) of Sub-section 3 of Section 143 of the Companies Act, 2013 ("the Act")**

We have audited the internal financial controls over financial reporting with reference to Ind AS financial statements of the company as at 31st March 2020 in conjunction with our audit of the standalone Ind AS financial statements of the Company for the year ended on that date.

#### **Management's Responsibility for Internal Financial Controls**

The Company's management is responsible for establishing and maintaining internal financial controls based on the internal controls over financial reporting criteria established by the Company considering the essential components of internal control stated in the Guidance Note on Audit of Internal Financial Controls over Financial Reporting issued by the Institute of Chartered Accountants of India (ICAI). These responsibilities include the design, implementation and maintenance of adequate internal financial controls with reference to Ind AS financial statements that were operating effectively for ensuring the orderly and efficient conduct of business, including adherence to Company's policies, the safeguarding of its assets, the prevention and detection of frauds and errors, the accuracy and completeness of the accounting records, and the timely preparation of reliable financial information, as required under the Act.

#### **Auditors' Responsibility**

Our responsibility is to express an opinion on the Company's internal financial controls over financial reporting with reference to Ind AS financial statements based on our audit. We conducted our audit in accordance with the Guidance Note on Audit of Internal Financial Control over Financial Reporting (the "Guidance Note") and the Standards on Auditing, issued by ICAI and deemed to be prescribed under section 143(10) of the Companies Act, 2013, to the extent applicable to an audit of internal financial controls and, both issued by the Institute of Chartered Accountants of India. Those Standards and the Guidance Note require that we comply with ethical requirements and plan and perform the audit to obtain reasonable assurance about whether adequate internal financial controls over financial reporting with reference to Ind AS financial statements was established and maintained and if such controls operated effectively in all material respects.

Our audit involves performing procedures to obtain audit evidence about the adequacy of the internal financial controls system over financial reporting with reference to Ind AS financial statements and their operating effectiveness. Our audit of internal financial controls over financial reporting with reference to Ind AS financial statements included obtaining an understanding of internal financial controls over financial reporting with reference to Ind AS financial statements, assessing the risk that a material weakness exists and testing and evaluating the design and operating effectiveness of internal controls based on the assessed risk. The procedures selected depend on the auditor's judgement, including the assessment of the risks of material misstatement of the standalone Ind AS financial statements, whether due to fraud or error.

We believe that the audit evidence we have obtained is sufficient and appropriate to provide a basis for our audit opinion on the Company's internal financial controls system over financial reporting with reference to Ind AS financial statements.

#### **Meaning of Internal Financial Controls Over Financial Reporting With Reference to Ind AS Financial Statements**

A company's internal financial control over financial reporting with reference to Ind AS financial statements is a process designed to provide reasonable assurance regarding the reliability of financial reporting and the preparation of financial statements for external purposes in accordance with generally accepted accounting principles. A company's internal financial control over financial reporting with reference to Ind AS financial statements includes those policies and procedures that:

- (1) pertain to the maintenance of records that, in reasonable detail, accurately and fairly reflect the transactions and dispositions of the assets of the company;
- (2) provide reasonable assurance that transactions are recorded as necessary to permit preparation of financial statements in accordance with generally accepted accounting principles, and that receipts and expenditures of the Company are being made only in accordance with authorizations of management and directors of the company; and
- (3) provide reasonable assurance regarding prevention or timely detection of unauthorized acquisition, use, or dispositions of the Company's assets that could have a material effect on the standalone Ind AS financial statements.

#### **Inherent Limitations of Internal Financial Controls Over Financial Reporting With Reference to Ind AS Financial Statements**

Because of the inherent limitations of internal financial controls over financial reporting with reference to Ind AS financial statements, including the possibility of collusion or improper management override of controls, material misstatements due to error or fraud may occur and not be detected. Also, projections of any evaluation of the internal financial controls over financial reporting with reference to Ind AS financial statements to future periods are subject to the risk that the internal financial controls over financial reporting with reference to Ind AS financial statements may become inadequate because of changes in conditions, or that the degree of compliance with the policies or procedures may deteriorate.

## ANNUAL REPORT 2019-20

---

### Opinion

In our opinion, the Company has, in all material respects, an adequate internal financial controls system over financial reporting with reference to Ind AS financial statements and such internal financial controls over financial reporting with reference to Ind AS financial statements were operating effectively as at 31st March, 2020 based on the internal financial controls over financial reporting criteria established by the Company considering the essential components of internal control stated in the Guidance Note on Audit of Internal Financial Controls Over Financial Reporting issued by the Institute of Chartered Accountants of India.

**For T R CHADHA & CO LLP**

Chartered Accountants  
FRN : 006711N/N500028

**For UMAMAHESWARA RAO & CO**

Chartered Accountants  
FRN : 004453S

**For B M CHATRATH & CO LLP**

Chartered Accountants  
FRN : 301011E/E300025

**For PSD & ASSOCIATES**

Chartered Accountants  
FRN : 004501C

**Neena Goel**

Partner

M. No. 057986

UDIN: 20057986AAAFV6067

Place: Gurugram

**Krishna Sai G. H.**

Partner

M. No. 233399

UDIN: 20233399AAAAAR3055

Place: Hyderabad

**Sanjay Sarkar**

Partner

M. No. 064305

UDIN: 20064305AAAADD4942

Place: Kolkata

**Prakash Sharma**

Partner

M. No. 072332

UDIN: 20072332AAAAAC3687

Place: Jaipur

Date: 20 June, 2020

## Consolidated Balance Sheet as at 31<sup>st</sup> March, 2020

(₹ in crore)

Particulars	Note No	As at 31 <sup>st</sup> March, 2020	As at 31 <sup>st</sup> March, 2019
<b>ASSETS</b>			
<b>Non-current assets</b>			
Property, Plant and Equipment	4	179449.82	171057.99
Capital work-in-progress	5	34904.41	37388.47
Investment Property	6	0.03	0.03
Intangible assets	7	1662.28	1681.60
Intangible assets under development	8	273.00	242.59
Investments in Joint Ventures accounted for using the equity method	9A	1332.18	1166.58
Financial Assets			
Investments	9	98.90	129.84
Loans	10	271.58	188.13
Other non-current financial assets	11	4100.30	4548.37
Other non-current assets	12	6325.73	5208.83
		<b>228418.23</b>	<b>221612.43</b>
<b>Current assets</b>			
Inventories	13	1433.46	1247.25
Financial Assets			
Trade receivables	14	5040.71	4728.10
Cash and cash equivalents	15	4840.12	3647.73
Bank balances other than Cash and cash equivalents	16	598.85	688.92
Loans	17	152.37	130.99
Other current financial assets	18	5818.40	6881.04
Other current assets	19	228.02	337.86
		<b>18111.93</b>	<b>17661.89</b>
<b>Regulatory Deferral Account Balances</b>	20	<b>10123.06</b>	<b>8083.27</b>
<b>Total Assets</b>		<b>256653.22</b>	<b>247357.59</b>
<b>EQUITY AND LIABILITIES</b>			
<b>Equity</b>			
Equity Share capital	21	5231.59	5231.59
Other Equity	22	59463.76	53856.80
		<b>64695.35</b>	<b>59088.39</b>
<b>Liabilities</b>			
<b>Non-current liabilities</b>			
Financial Liabilities			
Borrowings	23	135421.11	131329.51
Other non-current financial liabilities	24	3523.13	3994.53
Provisions	25	424.71	368.15
Deferred tax liabilities(Net)	26	11228.78	10018.48
Other non-current liabilities	27	362.54	486.57
		<b>150960.27</b>	<b>146197.24</b>
<b>Current liabilities</b>			
Financial Liabilities			
Borrowings	28	3000.00	4300.00
Trade payables			
(A) total outstanding dues of micro enterprises and small enterprises	29	11.59	33.27
(B) total outstanding dues of creditors other than micro enterprises and small enterprises	29	214.95	331.86
Other current financial liabilities	30	21784.15	23359.68
Other current liabilities	31	4305.93	3888.98
Provisions	32	742.04	701.14
Current Tax Liabilities (Net)	33	22.92	-
		<b>30081.58</b>	<b>32614.93</b>
<b>Deferred Revenue</b>	34	<b>10916.02</b>	<b>9457.03</b>
<b>Total Equity and Liabilities</b>		<b>256653.22</b>	<b>247357.59</b>

The accompanying notes (1 to 69) form an integral part of financial statements

<b>For and on behalf of the Board of Director</b>			
<b>Divya Tandon</b> Company Secretary	<b>K.S.R. Murty</b> CFO	<b>Seema Gupta</b> Director (Finance)	<b>K. Sreekant</b> Chairman & Managing Director
<b>As per our report of even date</b>			
For <b>T R CHADHA &amp; CO LLP</b> Chartered Accountants FRN : 006711N/N500028	For <b>UMAMAHESWARA RAO &amp; CO</b> Chartered Accountants FRN : 004453S	For <b>B M CHATRATH &amp; CO LLP</b> Chartered Accountants FRN : 301011E/E300025	For <b>PSD &amp; ASSOCIATES</b> Chartered Accountants FRN : 004501C
<b>CA Neena Goel</b> Partner M. No. 057986 Place : Gurugram	<b>CA Krishna Sai G.H.</b> Partner M. No. 233399 Place : Hyderabad	<b>CA Sanjay Sarkar</b> Partner M. No. 064305 Place : Kolkata	<b>CA Prakash Sharma</b> Partner M. No. 072332 Place : Jaipur
Date : 20.06.2020 Place : Gurugram			

Consolidated Statement of Profit and Loss for the year ended 31<sup>st</sup> March, 2020

(₹ in crore)

Particulars	Note No.	For the Year ended 31 <sup>st</sup> March, 2020	For the Year ended 31 <sup>st</sup> March, 2019
Revenue From Operations	35	<b>37743.54</b>	35059.12
Other Income	36	<b>927.42</b>	602.20
<b>Total Income</b>		<b>38670.96</b>	35661.32
<b>EXPENSES</b>			
Employee benefits expense	37	<b>1959.75</b>	1783.57
Finance costs	38	<b>9509.00</b>	8736.57
Depreciation and amortization expense	39	<b>11607.04</b>	10540.95
Other expenses	40	<b>2843.55</b>	3055.01
<b>Total expenses</b>		<b>25919.34</b>	24116.10
<b>Profit before share of net profits of investments in Joint Ventures accounted for using Equity Method and tax</b>		<b>12751.62</b>	11545.22
Share of net profits of investments in Joint Ventures accounted for using Equity Method		<b>155.13</b>	128.82
<b>Profit Before Tax and Regulatory Deferral Account Balances</b>		<b>12906.75</b>	11674.04
Tax expense:			
Current tax			
- Current Year		<b>2,198.54</b>	2568.02
- Earlier Years		<b>121.91</b>	-
Deferred tax	26	<b>1210.30</b>	(3454.37)
		<b>3530.75</b>	(886.35)
<b>Profit for the period before Regulatory Deferral Account Balances</b>		<b>9376.00</b>	12560.39
Net movement in Regulatory Deferral Account Balances- Income/(Expenses) (net of tax)	41	<b>1683.40</b>	(2526.87)
<b>Profit for the period</b>		<b>11059.40</b>	10033.52
<b>Other Comprehensive Income</b>			
Items that will not be reclassified to profit or loss (net of tax)	42	<b>(104.02)</b>	(16.30)
Share of other comprehensive income of Joint Ventures accounted for using Equity Method		-	(0.04)
<b>Total Comprehensive Income for the period</b>		<b>10955.38</b>	10017.18
Earnings per equity share including movement in Regulatory Deferral Account Balances (Par value ₹ 10/- each):			
Basic & Diluted (₹)	63	<b>21.14</b>	19.18
Earnings per equity share excluding movement in Regulatory Deferral Account Balances (Par value ₹ 10/- each):			
Basic & Diluted (₹)	63	<b>17.92</b>	24.01

The accompanying notes (1 to 69) form an integral part of financial statements

## For and on behalf of the Board of Director

**Divya Tandon**  
Company Secretary

**K.S.R. Murty**  
CFO

**Seema Gupta**  
Director (Finance)

**K. Sreekant**  
Chairman & Managing Director

## As per our report of even date

For **T R CHADHA & CO LLP**  
Chartered Accountants  
FRN : 006711N/N500028

For **UMAMAHESWARA RAO & CO**  
Chartered Accountants  
FRN : 004453S

For **B M CHATRATH & CO LLP**  
Chartered Accountants  
FRN : 301011E/E300025

For **PSD & ASSOCIATES**  
Chartered Accountants  
FRN : 004501C

**CA NEENA GOEL**  
Partner  
M. No. 057986  
Place : Gurugram  
Date : 20.06.2020  
Place : Gurugram

**CA KRISHNA SAI G.H.**  
Partner  
M. No. 233399  
Place : Hyderabad

**CA SANJAY SARKAR**  
Partner  
M. No. 064305  
Place : Kolkata

**CA PRAKASH SHARMA**  
Partner  
M. No. 072332  
Place : Jaipur

**CONSOLIDATED STATEMENT OF CHANGES IN EQUITY**
**Consolidated Statement of Changes in Equity for the period ended 31st March, 2020**

A. Equity Share Capital		(₹ in crore)
<b>As at 1<sup>st</sup> April, 2019</b>		5231.59
Changes during the year		-
<b>As at 31<sup>st</sup> March, 2020</b>		<b>5231.59</b>
<b>As at 1<sup>st</sup> April, 2018</b>		5231.59
Changes during the year		-
<b>As at 31<sup>st</sup> March, 2019</b>		<b>5231.59</b>

**B. Other Equity**

(₹ in crore)

Particulars	Reserves and Surplus						Total
	Securities Premium	Bond Redemption Reserve	Self Insurance Reserve	CSR Reserve	General Reserve	Retained Earnings	
<b>As at 1<sup>st</sup> April, 2019</b>	9578.29	9942.79	893.37	114.54	31454.07	1797.05	76.69
Profit for the year						11059.40	11059.40
Other Comprehensive Income						(54.67)	(49.35)
<b>Total Comprehensive Income</b>						<b>11004.73</b>	<b>(49.35)</b>
<b>Adjustments during the year</b>							
Transfer to General Reserve					5,000.00	(5000.00)	
Transfer to Bond redemption reserve		439.88				(439.88)	
Transfer from Bond Redemption Reserve		(1,685.76)				1685.76	
Transfer to Self Insurance Reserve			275.60			(275.60)	
Transfer from Self Insurance Reserve			(336.88)		336.88		
Transfer from CSR Reserve				(114.54)	114.54		
Final Dividend F.Y. 2018-19						(1307.90)	(1307.90)
Tax on Final Dividend F.Y. 2018-19						(280.14)	(280.14)
Interim Dividend F.Y. 2019-20						(3118.02)	(3118.02)
Tax on Interim dividend F.Y. 2019-20						(637.94)	(637.94)
Other Changes						(4.42)	(4.42)
<b>As at 31<sup>st</sup> March, 2020</b>	<b>9578.29</b>	<b>8696.91</b>	<b>832.09</b>	<b>-</b>	<b>36905.49</b>	<b>3423.64</b>	<b>27.34</b>
							<b>59463.76</b>



**CONSOLIDATED STATEMENT OF CHANGES IN EQUITY (Contd.)**  
**B Other Equity (Contd.)**

Particulars	Reserves and Surplus						Other Comprehensive Income	Total
	Scurities Premium	Bond Redemption Reserve	Self Insurance Reserve	CSR Reserve	General Reserve	Retained Earnings		
<b>As at 1<sup>st</sup> April, 2018</b>	<b>9578.29</b>	<b>9187.58</b>	<b>737.60</b>	<b>123.33</b>	<b>26988.99</b>	<b>2487.77</b>	<b>90.84</b>	<b>49194.40</b>
Profit for the year						10033.52		10033.52
Other Comprehensive Income						(2.19)	(14.15)	(16.34)
<b>Total Comprehensive Income</b>						<b>10031.33</b>	<b>(14.15)</b>	<b>10017.18</b>
<b>Adjustments during the year</b>								
Transfer to General Reserve					4250.00	(4250.00)		-
Transfer to Bond redemption reserve		2058.20				(2058.20)		-
Transfer from Bond Redemption Reserve		(1302.99)				1302.99		-
Transfer to Self Insurance Reserve			257.69			(257.69)		-
Transfer from Self Insurance Reserve			(101.92)			101.92		-
Transfer from CSR Reserve				(8.79)		8.79		-
Final Dividend F.Y. 2017-18						(1464.85)		(1464.85)
Tax on Final Dividend F.Y. 2017-18						(312.92)		(312.92)
Interim Dividend F.Y. 2018-19						(3050.02)		(3050.02)
Tax on Interim dividend F.Y. 2018-19						(627.58)		(627.58)
Other Changes					104.37	(3.78)		100.59
<b>As at 31<sup>st</sup> March, 2019</b>	<b>9578.29</b>	<b>9942.79</b>	<b>893.37</b>	<b>114.54</b>	<b>31454.07</b>	<b>1797.05</b>	<b>76.69</b>	<b>53856.80</b>

The accompanying notes (1 to 69) form an integral part of financial statements

Refer to Note No 22 for nature and movement of Reserve and Surplus.

**For and on behalf of the Board of Director**

**Divya Tandon**  
Company Secretary

**K.S.R. Murty**  
CFO

**Seema Gupta**  
Director (Finance)

**K. Sreekant**  
Chairman & Managing Director

**As per our report of even date**

**For T R CHADHA & CO LLP**  
Chartered Accountants  
FRN : 006711IN/N500028

**For UMAMAHESWARA RAO & CO**  
Chartered Accountants  
FRN : 004453S

**For B M CHATRATH & CO LLP**  
Chartered Accountants  
FRN : 301011E/E300025

**For PSD & ASSOCIATES**  
Chartered Accountants  
FRN : 004501C

**CA NEENA GOEL**  
Partner  
M. No. 057986  
Place : Gurugram  
Date : 20.06.2020  
Place : Gurugram

**CA KRISHNA SAI G.H.**  
Partner  
M. No. 233399  
Place : Hyderabad

**CA SANJAY SARKAR**  
Partner  
M. No. 064305  
Place : Kolkata

**CA PRAKASH SHARMA**  
Partner  
M. No. 072332  
Place : Jaipur

**Consolidated Statement of Cash Flows for the year ended 31<sup>st</sup> March, 2020**

(₹ in crore)

Particulars	For the year ended 31 <sup>st</sup> March, 2020	For the year ended 31 <sup>st</sup> March, 2019
<b>A. CASH FLOW FROM OPERATING ACTIVITIES</b>		
Profit Before Tax and Regulatory Deferral Account Balances	<b>12906.75</b>	11674.04
Add: Net movement in Regulatory Deferral Account Balances (net of tax)	<b>1683.40</b>	(2526.87)
Add: Tax on Net movement in Regulatory Deferral Account Balances	<b>356.39</b>	(694.08)
Net Profit Before Tax (including Net movement in regulatory deferral account balances)	<b>14946.54</b>	8453.09
<b>Adjustment for :</b>		
Depreciation & amortization expenses	<b>11607.04</b>	10540.95
Transfer from Grants in Aid	<b>(260.25)</b>	(70.77)
Deferred revenue - Advance against Depreciation	<b>(152.65)</b>	(180.64)
Provisions	<b>6.34</b>	410.58
Changes in fair value of financial assets through profit or loss	<b>(39.89)</b>	(8.02)
Share of net profits of joint ventures accounted for using equity method	<b>(155.13)</b>	(128.82)
Net Loss on Disposal / Write off of Property, Plant & Equipment	<b>17.20</b>	25.58
Deferred Foreign Currency Fluctuation Asset	<b>(1572.74)</b>	(941.06)
Deferred Income from Foreign Currency Fluctuation	<b>1637.95</b>	1056.50
Regulatory Deferral Account Debit Balances	<b>(2039.79)</b>	3220.95
Finance Costs	<b>9509.00</b>	8736.57
Provisions Written Back	<b>(147.56)</b>	(28.25)
FERV loss / (gain)	<b>(0.31)</b>	(0.16)
Interest income on Deposits, Bonds and loans to JVs	<b>(168.33)</b>	(86.62)
Dividend income	<b>(5.35)</b>	(5.42)
	<b>18235.53</b>	22541.37
<b>Operating profit before Changes in Assets and Liabilities</b>	<b>33182.07</b>	30994.46
<b>Adjustment for Changes in Assets and Liabilities:</b>		
(Increase)/Decrease in Inventories	<b>(181.36)</b>	(182.30)
(Increase)/Decrease in Trade Receivables	<b>(290.95)</b>	(1379.29)
(Increase)/Decrease in Other Financial Assets	<b>1,665.97</b>	(6000.30)
(Increase)/Decrease in Other Non-current Assets	<b>(55.41)</b>	(87.21)
(Increase)/Decrease in Other Current Assets	<b>109.84</b>	166.64
Increase/(Decrease) in Liabilities & Provisions	<b>(820.97)</b>	2039.91
	<b>427.12</b>	(5442.55)
<b>Cash generated from operations</b>	<b>33609.19</b>	25551.91
Direct taxes paid	<b>(2568.71)</b>	(2280.75)
<b>Net Cash from Operating Activities</b>	<b>31040.48</b>	23271.16
<b>B. CASH FLOW FROM INVESTING ACTIVITIES</b>		
Property, Plant & Equipment and Capital Work in Progress (Including Advances for Capital Expenditure)	<b>(11367.12)</b>	(22450.66)
Receipt of Grant	<b>233.94</b>	3684.53
Investments in joint venture companies	<b>(100.17)</b>	(27.33)
(Increase)/Decrease in Investments in other companies	<b>(18.40)</b>	(15.21)
Loans & Advances to JVs (including repayments)	<b>(12.40)</b>	(77.12)
Lease receivables	<b>(13.82)</b>	10.21
Interest received on Deposits, Bonds & loans to JVs	<b>160.96</b>	85.04
Dividend received from joint venture companies	<b>69.41</b>	57.67
Dividend received from other investments	<b>5.35</b>	5.42
<b>Net Cash used in Investing Activities</b>	<b>(11042.25)</b>	(18727.45)

## Consolidated Statement of Cash Flows for the year ended 31st March, 2020 (Contd.)

(₹ in crore)

Particulars	For the year ended 31 <sup>st</sup> March, 2020	For the year ended 31 <sup>st</sup> March, 2019
<b>C. CASH FLOW FROM FINANCING ACTIVITIES</b>		
Proceeds from Borrowings		
Non Current	10325.96	19489.58
Current	18020.00	17420.00
Repayment of Borrowings		
Non Current	(10765.64)	(9495.60)
Current	(19320.00)	(14120.00)
Adjustment for Fair Valuation of Long Term Loans	12.80	22.96
Repayment of Lease Liabilities	(4.82)	-
Finance Costs paid	(11730.14)	(10292.35)
Dividend paid	(4425.92)	(4514.87)
Dividend Tax paid	(918.08)	(940.50)
<b>Net Cash (used in)/from Financing Activities</b>	<b>(18805.84)</b>	<b>(2430.78)</b>
D. Net change in Cash and Cash equivalents (A+B+C)	1192.39	2112.93
E. Cash and Cash equivalents (Opening balance)	3647.73	1534.80
F. Cash and Cash equivalents (Closing balance) (Refer Note No 15)*	4840.12	3647.73

The accompanying notes (1 to 69) form an integral part of financial statements

\* Includes ₹ 4658.85 crore (Previous Year ₹ 3471.01 crore) held in designated accounts which is not available for use by the Group.

**Notes:**

- Cash and cash equivalents consist of cheques, drafts, stamps in hands, balances with banks and deposits with original maturity of upto three months.
- Previous year figures have been re-grouped / re-arranged wherever necessary.
- Reconciliation between the opening and closing balances in the balance sheet for liabilities arising from financing activities.

(₹ in crore)

Particulars	Non-current borrowings	Current borrowings
<b>Opening Balance as at 1st April, 2019</b>	145488.58	4300.00
Net Cash Flows during the year	(10315.24)	(1300.00)
Non-cash changes due to :		
- Interest on borrowings	9774.73	
- Variation in exchange rates	3620.16	
- Fair value adjustments	12.80	
<b>Closing Balance as at 31st March, 2020</b>	<b>148581.03</b>	<b>3000.00</b>

(₹ in crore)

Particulars	Non-current borrowings	Current borrowings
<b>Opening Balance as at 1st April, 2018</b>	133971.34	1000.00
Net Cash Flows during the year	310.94	3300.00
Non-cash changes due to :		
- Interest on borrowings	9626.88	
- Variation in exchange rates	1556.46	
- Fair value adjustments	22.96	
<b>Closing Balance as at 31st March, 2019</b>	<b>145488.58</b>	<b>4300.00</b>

## For and on behalf of the Board of Director

Divya Tandon  
Company SecretaryK.S.R. Murty  
CFOSeema Gupta  
Director (Finance)K. Sreekant  
Chairman & Managing Director

## As per our report of even date

For **T R CHADHA & CO LLP**  
Chartered Accountants  
FRN : 006711N/N500028For **UMAMAHESWARA RAO & CO**  
Chartered Accountants  
FRN : 004453SFor **B M CHATRATH & CO LLP**  
Chartered Accountants  
FRN : 301011E/E300025For **PSD & ASSOCIATES**  
Chartered Accountants  
FRN : 004501C**CA NEENA GOEL**  
Partner  
M. No. 057986  
Place : Gurugram  
Date : 20.06.2020  
Place : Gurugram**CA KRISHNA SAI G.H.**  
Partner  
M. No. 233399  
Place : Hyderabad**CA SANJAY SARKAR**  
Partner  
M. No. 064305  
Place : Kolkata**CA PRAKASH SHARMA**  
Partner  
M. No. 072332  
Place : Jaipur

## Notes to Consolidated Financial Statements

### 1. Group Information

Power Grid Corporation of India Limited ('the Company') is a public company domiciled and incorporated in India under the provisions of The Companies Act and its shares are listed on the National Stock Exchange (NSE) and BSE Limited (BSE) in India. The Registered Office of the Company is situated at B-9, Qutab Institutional Area, Katwaria Sarai, New Delhi, India and its Corporate Office is located at Saudamini, Plot No.2, Sector-29, Gurgaon, Haryana.

The Company is notified as the Central Transmission Utility (CTU) under The Electricity Act, 2003. It is principally engaged in planning, implementation, operation and maintenance of Inter-State Transmission System (ISTS), Telecom and consultancy services.

The consolidated financial statements of the group for the year ended March 31, 2020 were approved for issue by the Board of Directors on 20th June, 2020.

### 2. Significant Accounting Policies

A summary of the significant accounting policies applied in the preparation of the consolidated financial statements are as given below. These accounting policies have been applied consistently to all periods presented in the consolidated financial statements. The Consolidated financial statements of the group are consisting of the Company and its subsidiaries and the Group's interest in joint ventures.

#### 2.1 Basis of Preparation

##### i) Compliance with Ind AS

The consolidated financial statements are prepared in compliance with Indian Accounting Standards (Ind AS) notified under Section 133 of the Companies Act, 2013 (the Act), Companies (Indian Accounting Standards) Rules, 2015, the relevant provisions of the Companies Act, 2013 (to the extent notified), The Companies Act, 1956 and the provisions of Electricity Act, 2003, in each case, to the extent applicable and as amended thereafter.

##### ii) Basis of Measurement

The consolidated financial statements have been prepared on accrual basis and under the historical cost convention except following which have been measured at fair value:

- Certain financial assets and liabilities measured at fair value (refer Note no. 2.14 for accounting policy regarding financial instruments),
- Defined benefit plans – plan assets measured at fair value.

##### iii) Functional and presentation currency

The consolidated financial statements are presented in Indian Rupees (Rupees or ₹), which is the Company's functional and presentation currency and all amounts are rounded to the nearest crore and two decimals thereof, except as stated otherwise.

##### iv) Use of estimates

The preparation of consolidated financial statements requires estimates and assumptions that affect the reported amount of assets, liabilities, revenue and expenses during the reporting period. Although, such estimates and assumptions are made on a reasonable and prudent basis taking into account all available information, actual results could differ from these estimates. The estimates and underlying assumptions are reviewed on an ongoing basis. Revisions to accounting estimates are recognised in the period in which the estimate is revised if the revision effects only that period or in the period of the revision and future periods if the revision affects both current and future years (refer Note no. 3 on critical accounting estimates, assumptions and judgments).

##### v) Current and non-current classification

The Group presents assets and liabilities in the balance sheet based on current/non-current classification.

An asset is current when it is:

- Expected to be realized or intended to be sold or consumed in normal operating cycle;
- Held primarily for the purpose of trading;
- Expected to be realized within twelve months after the reporting period; or
- Cash or cash equivalent unless restricted from being exchanged or used to settle a liability for at least twelve months after the reporting period.

All other assets are classified as non-current.

A liability is current when:

- It is expected to be settled in normal operating cycle;
- It is held primarily for the purpose of trading;
- It is due to be settled within twelve months after the reporting period; or
- There is no unconditional right to defer settlement of the liability for at least twelve months after the reporting period.

All other liabilities are classified as non-current.

Deferred tax assets/liabilities are classified as non-current.

The Group recognizes twelve months period as its operating cycle.

#### 2.2 Principle of Consolidation and Equity Accounting

##### Subsidiaries

Subsidiaries are entities over which the Group has control. The Group controls an entity when the Group is exposed to, or has right to, variable returns from its involvement with the entity and has the ability to affect those returns through its power to direct the relevant activities of the entity. Subsidiaries are fully consolidated from the date on which control is transferred to the Group. They are deconsolidated from the date that control ceases.

The acquisition method of accounting is used to account for business combination by the group.

The Group combines the financial statement of the subsidiaries line by line adding together like items of assets, liabilities, equity, income, and expenses. Inter Group transactions, balances and unrealized gains on transactions between companies are eliminated. Unrealized losses are also eliminated unless the transaction provides evidence of an impairment of the transferred asset. Accounting policies of subsidiaries have been changed where necessary to ensure consistency with the policies adopted by the Group.

The consolidated financial statements have been prepared in accordance with Indian Accounting Standard (Ind AS) 110 – 'Consolidated Financial Statements' and Indian Accounting Standard (Ind AS) 28 – 'Investments in Associates and Joint Ventures.

### **Joint Arrangements**

Under Ind AS 111 Joint Arrangements, investment in joint arrangements is classified as either joint operation or joint ventures. The classification depends on the contractual right and obligations of each investor, rather than the legal structure of the joint arrangement. The Group has only joint ventures.

### **Joint Ventures**

Interest in joint ventures are accounted for using the equity method, after initially being recognised at cost in the consolidated balance sheet.

### **Equity Method**

Under the equity method of accounting, the investments are initially recognised at cost and adjusted thereafter to recognize the Group's share of the post – acquisition profits or losses of the investee company in Statement of Profit and Loss, and the Group's share of other comprehensive income of the investee Company in other comprehensive income. Dividends received from joint ventures are recognised as reduction in the carrying amount of the investment.

When the Group's share of losses in an investment accounted under Equity method equals or exceeds its interest in the entity, including any other unsecured long term receivables, the Group does not recognise further losses, unless it has incurred obligations or made payments on behalf of the Joint Venture Entities.

Unrealized gains on transactions between the Group and its joint ventures are eliminated to the extent of the Group's interest in these entities. Unrealized losses are also eliminated unless the transaction provides evidence of an impairment of asset transferred. Accounting policies of equity accounted investees have been changed where necessary.

The financial statements of the subsidiary companies and joint venture companies in the consolidation are drawn up to the same reporting date as of the Group.

### **Changes in ownership interests**

When the group ceases to account for an investment under equity method due to loss of joint control, the retained interest in the entity is remeasured to its fair value with the change in carrying amount recognised in Statement of Profit and Loss. The fair value becomes the initial carrying amount for the purpose of subsequent accounting of the retained interest as a financial asset.

### **Difference in Accounting Policies and Impact thereon:**

For certain items the Group and joint venture entities have followed different accounting policies. However, the impact of same is not material.

## **2.3 Property, Plant and Equipment**

The Group had opted to consider the carrying value of Property, Plant and Equipment as per previous GAAP on the date of transition to Ind AS (1st April 2015) to be the deemed cost as per Ind AS 101 'First-time Adoption of Indian Accounting Standards'.

### **Initial Recognition and Measurement**

Property, Plant and Equipment is initially measured at cost of acquisition/construction including any costs directly attributable to bringing the asset to the location and condition necessary for it to be capable of operating in the manner intended by management. After initial recognition, Property, Plant and Equipment is carried at cost less accumulated depreciation / amortisation and accumulated impairment losses, if any.

Property, Plant and Equipment acquired as replacement of the existing assets are capitalized and its corresponding replaced assets removed/ retired from active use are derecognized.

If the cost of the replaced part or earlier inspection component is not available, the estimated cost of similar new parts/inspection component is used as an indication of what the cost of the existing part/ inspection component was when the item was acquired or inspection was carried out.

In the case of commissioned assets, deposit works/cost- plus contracts where final settlement of bills with contractors is yet to be effected, capitalization is done on provisional basis subject to necessary adjustments in the year of final settlement.

Assets and systems common to more than one transmission system are capitalized on the basis of technical estimates/ assessments.

Transmission system assets are considered as ready for intended use from the date of commercial operation declared in terms of CERC Tariff Regulations and capitalized accordingly. However in case of subsidiaries, transmission system assets are considered as ready for intended use after meeting the conditions as stipulated in Transmission Service Agreement (TSA) and capitalized accordingly.

The cost of land includes provisional deposits, payments/liabilities towards compensation, rehabilitation and other expenses wherever possession of land is taken.

Expenditure on levelling, clearing and grading of land is capitalized as part of cost of the related buildings.

Spares parts whose cost is ₹500000/- and above, standby equipment and servicing equipment which meets the recognition criteria of Property, Plant and Equipment are capitalized.

### **Subsequent costs**

Subsequent expenditure is recognized as an increase in carrying amount of assets when it is probable that future economic benefits deriving from the cost incurred will flow to the Group and cost of the item can be measured reliably.

The cost of replacing part of an item of Property, Plant & Equipment is recognized in the carrying amount of the item if it is probable that

future economic benefits embodied within the part will flow to the Group and its cost can be measured reliably. The carrying amount of the replaced part is derecognized. The costs of the day-to-day servicing of property, plant and equipment are recognised in the Statement of Profit & Loss as incurred.

#### **Derecognition**

An item of Property, Plant and Equipment is derecognized when no future economic benefits are expected from their use or upon their disposal.

The gain or loss arising on the disposal or retirement of an item of property, plant and equipment is determined as the difference between the net disposal proceeds and the carrying amount of the asset and is recognised in the Statement of Profit and Loss on the date of disposal or retirement.

### **2.4 Capital Work-In-Progress (CWIP)**

Cost of material, erection charges and other expenses incurred for the construction of Property, Plant and Equipment are shown as CWIP based on progress of erection work till the date of capitalization.

Expenditure of Corporate office, Regional Offices and Projects, directly attributable to construction of property, plant and equipment are identified and allocated on a systematic basis to the cost of the related assets.

Interest during construction and expenditure (net) allocated to construction as per policy above are kept as a separate item under CWIP and apportioned to the assets being capitalized in proportion to the closing balance of CWIP.

Deposit works/cost-plus contracts are accounted for on the basis of statement received from the contractors or technical assessment of work completed.

Unsettled liability for price variation/exchange rate variation in case of contracts is accounted for on estimated basis as per terms of the contracts.

### **2.5 Intangible Assets and Intangible Assets under development**

The Group had opted to consider the carrying value of Intangible Assets as per previous GAAP on the date of transition to Ind AS (1st April 2015) to be the deemed cost as per Ind AS 101 'First-time Adoption of Indian Accounting Standards'.

Intangible assets are measured on initial recognition at cost. After initial recognition, intangible assets are carried at cost less any accumulated amortisation and accumulated impairment losses.

Subsequent expenditure on already capitalized Intangible assets is capitalised when it increases the future economic benefits embodied in an existing asset and is amortised prospectively.

The cost of software(which is not an integral part of the related hardware) acquired for internal use and resulting in significant future economic benefits is recognized as an intangible asset when the same is ready for its use.

Afforestation charges for acquiring right-of-way for laying transmission lines are accounted for as intangible assets on the date of capitalization of related transmission lines.

Expenditure incurred, eligible for capitalization under the head Intangible Assets, are carried as "Intangible Assets under Development" till such assets are ready for their intended use.

Expenditure on research is recognised as an expense when it is incurred.

Expenditure on development activities shall be recognised as Intangible asset if it meets the eligibility criteria as per Ind AS 38 'Intangible Assets', otherwise it shall be recognised as an expense.

An item of Intangible asset is derecognised upon disposal or when no future economic benefits are expected from its use or disposal. Gains or losses arising from derecognition of an intangible asset are measured as the difference between the net disposal proceeds and the carrying amount of the asset and are recognised in the Statement of Profit and Loss when the asset is derecognised.

### **2.6 Investment property**

The Group had opted to consider the carrying value of Investment Property as per previous GAAP on the date of transition to Ind AS (1st April 2015) to be the deemed cost as per Ind AS 101 'First-time Adoption of Indian Accounting Standards'.

Investment property comprises portions of land and/or buildings that are held for long term rental yields and/or for capital appreciation.

Investment properties are initially measured at cost, including transaction costs. Subsequent to initial recognition, investment properties are carried at cost less accumulated depreciation and accumulated impairment loss, if any.

Transfers to or from investment property is made when there is a change in use - i.e. an asset meets or ceases to meet the definition of investment property and there is evidence of the change in use.

Investment properties are derecognised either when they have been disposed off or when they are permanently withdrawn from use and no future economic benefit is expected from their disposal. The difference between the net disposal proceeds and the carrying amount of the asset is recognised as profit or loss in the period of derecognition.

### **2.7 Depreciation / Amortisation**

#### **Property, Plant and Equipment**

Depreciation/amortisation on the items of property, plant and equipment related to transmission business is provided on straight line method following the rates and methodology notified by the CERC for the purpose of recovery of tariff and on property, plant and equipment of telecom and consultancy business is provided on straight line method as per useful life specified in Schedule II of the Companies Act, 2013 except for property, plant and equipment specified in the following paragraphs.

ULDC assets commissioned prior to 1st April 2014 are depreciated on Straight Line Method @ 6.67% per annum. Such assets commissioned on or after 1st April 2014 are depreciated on straight line method following the rates and methodology notified by the CERC for the purpose of recovery of tariff.

In the case of property, plant and equipment of National Thermal Power Corporation Limited (NTPC), National Hydro-Electric Power Corporation Limited (NHPC), North-Eastern Electric Power Corporation Limited (NEEPCO), Neyveli Lignite Corporation Limited (NLC)

transferred w.e.f. April 1, 1992, Jammu and Kashmir Lines w.e.f. April 1, 1993, and Tehri Hydro Development Corporation Limited (THDC) w.e.f. August 1, 1993, depreciation is charged based on gross block as indicated in transferor's books with necessary adjustments so that the life of the assets as laid down in the CERC notification for tariff is maintained.

Depreciation on buildings held as investment property is provided on straight line method as specified in Schedule II of The Companies Act, 2013.

Depreciation on spares parts, standby equipment and servicing equipment which are capitalized, is provided on straight line method from the date they are available for use over the remaining useful life of the related assets of transmission business, following the rates and methodology notified by the CERC.

Depreciation on following items of property, plant and equipment is provided based on estimated useful life as per technical assessment.

<b>Particulars</b>	<b>Useful life</b>
a. Computers & Peripherals	3 Years
b. Servers & Network Components	5 years

Residual value of above assets is considered as Nil.

Mobile phones are charged off in the year of purchase.

Property, plant and equipment costing ₹5,000/- or less, are fully depreciated in the year of acquisition.

Where the cost of depreciable property, plant and equipment has undergone a change due to increase/decrease in long term monetary items on account of exchange rate fluctuation, price adjustment, change in duties or similar factors, the unamortized balance of such asset is depreciated prospectively at the rates and methodology as specified by the CERC Tariff Regulations, except for telecom and consultancy business assets where residual life is determined on the basis of useful life of property, plant and equipment as specified in Schedule II of the Companies Act, 2013.

Depreciation on additions to/deductions from Property, Plant and Equipment during the year is charged on pro-rata basis from/up to the date on which the asset is available for use/disposed.

The residual values, useful lives and methods of depreciation for items of property, plant and equipment other than items of property, plant and equipment related to transmission business are reviewed at each financial year-end and adjusted prospectively, wherever required.

**Right of Use Assets:**

Right of Use assets are fully depreciated from the lease commencement date on a straight line basis over the lease term.

Leasehold land is fully amortized over lease period or life of the related plant whichever is lower in accordance with the rates and methodology specified in CERC Tariff Regulation. Leasehold land acquired on perpetual lease is not amortized.

**Intangible Assets**

Cost of software capitalized as intangible asset is amortized over the period of legal right to use or 3 years, whichever is less with Nil residual value.

Afforestation charges are amortized over thirty five years from the date of capitalization of related transmission assets following the rates and methodology notified by Central Electricity Regulatory Commission (CERC) Tariff Regulations.

Telecom Licenses are amortised on straight line basis over their respective useful lives.

Expenditure on development of 1200kv Transmission System shall be amortised over a period of 10 years.

Amortisation on additions to/deductions from Intangible Assets during the year is charged on pro-rata basis from/up to the date on which the asset is available for use/disposed.

The amortization period and the amortization method for an intangible asset are reviewed at each financial year-end and are accounted for as change in accounting estimates in accordance with Ind AS 8 "Accounting Policies, Changes in Accounting Estimates and Errors".

**2.8 Borrowing Costs**

All the borrowed funds (except short term funds for working capital) are earmarked to specific projects. The borrowing costs (including bond issue expenses, interest, discount on bonds, front end fee, guarantee fee, management fee etc.) are allocated to the projects in proportion to the funds so earmarked.

Exchange differences arising from foreign currency borrowing to the extent regarded as an adjustment to interest costs are treated as borrowing cost.

Borrowing costs directly attributable to the acquisition or construction of qualifying assets are capitalised (net of income on temporary deployment of funds) as part of the cost of such assets till the assets are ready for the intended use. Qualifying assets are assets which take a substantial period of time to get ready for their intended use.

All other borrowing costs are recognised in Statement of Profit and Loss in the period in which they are incurred.

**2.9 Impairment of non-financial assets**

The carrying amounts of the Groups's non-financial assets are reviewed at each reporting date to determine whether there is any indication of impairment considering the provisions of Ind AS 36 'Impairment of Assets'. If any such indication exists, then the asset's recoverable amount is estimated.

The recoverable amount of an asset or cash-generating unit is the higher of its fair value less costs to disposal and its value in use. In assessing value in use, the estimated future cash flows are discounted to their present value using a pre-tax discount rate that reflects current market assessments of the time value of money and the risks specific to the asset for which the estimates of future cash flows have not been adjusted. For the purpose of impairment testing, assets that cannot be tested individually are grouped together into the smallest group of assets that generates cash inflows from continuing use that are largely independent of the cash inflows of other assets or groups of assets (the "cash-generating unit", or "CGU").

An impairment loss is recognized if the carrying amount of an asset or its CGU exceeds its estimated recoverable amount. Impairment losses are recognized in the statement of profit and loss. Impairment losses recognized in respect of CGUs are reduced from the carrying amounts of the assets of the CGU.

Impairment losses recognized in prior periods are assessed at each reporting date for any indications that the loss has decreased or no longer exists. An impairment loss is reversed if there has been a change in the estimates used to determine the recoverable amount. An impairment loss is reversed only to the extent that the asset's carrying amount does not exceed the carrying amount that would have been determined, net of depreciation or amortization, if no impairment loss had been recognized.

### 2.10 Cash and cash equivalents

Cash and cash equivalents include cash on hand and at bank, and deposits held at call with banks having a maturity of three months or less from the date of acquisition that are readily convertible to a known amount of cash and are subject to an insignificant risk of changes in value.

### 2.11 Inventories

Inventories are valued at lower of the cost, determined on weighted average basis and net realizable value.

Steel scrap and conductor scrap are valued at estimated realizable value or book value, whichever is less.

Spare parts which do not meet the recognition criteria as Property, Plant and Equipment including spare parts whose cost is less than ₹500000/- are recorded as inventories.

Surplus materials as determined by the management are held for intended use and are included in the inventory.

The diminution in the value of obsolete, unserviceable and surplus stores and spares is ascertained on review and provided for.

### 2.12 Leases

Lease is a contract that conveys the right to control the use of an identified asset for a period of time in exchange for consideration.

To assess whether a contract conveys the right to control the use of an identified asset, the Group assesses whether: (i) the contract involves use of an identified assets, (ii) the customer has substantially all the economic benefits from the use of the asset through the period of the lease and (iii) the customer has the right to direct the use of the asset.

#### i) As a Lessee

At the date of commencement of the lease, the Group recognises a right-of-use asset (ROU) and a corresponding lease liability for all lease arrangements in which it is a lessee, except for lease with a term of twelve months or less (i.e. short term leases) and leases for which the underlying asset is of low value. For these short-term and leases for which the underlying asset is of low value, the Group recognizes the lease payments on straight-line basis over the term of the lease.

Certain lease arrangements includes the options to extend or terminate the lease before the end of the lease term. ROU assets and lease liabilities includes these options when it is reasonably certain that they will be exercised.

The right-of-use assets are initially recognized at cost, which comprises the amount of the initial measurement of the lease liability adjusted for any lease payments made at or before the inception date of the lease along with any initial direct costs, restoration obligations and lease incentives received.

Subsequently, the right-of-use assets is measured at cost less any accumulated depreciation, accumulated impairment losses, if any and adjusted for any remeasurement of the lease liability. The Group applies Ind AS 36 to determine whether a ROU asset is impaired and accounts for any identified impairment loss as described in the accounting policy 2.9 on "Impairment of non-financial assets".

The lease liability is initially measured at present value of the lease payments that are not paid at that date.

The interest cost on lease liability is expensed in the Statement of Profit and Loss, unless eligible for capitalization as per accounting policy 2.8 on "Borrowing costs".

Lease liability and ROU asset have been separately presented in the financial statements and lease payments have been classified as financing cash flows.

#### ii) As a Lessor

A lease is classified at the inception date as a finance lease or an operating lease.

##### a) Finance leases

A lease that transfers substantially all the risks and rewards incidental to ownership of an asset is classified as a finance lease.

State sector Unified Load Dispatch Centre (ULDC)/ Fiber Optic Communication Assets (FOC)/Bilateral line assets leased to the beneficiaries are considered as Finance Lease. Net investment in such leased assets are recorded as receivable at the lower of the fair value of the leased property and the present value of the minimum lease payments along with accretion in subsequent years is accounted for as Lease Receivables under current and non-current other financial assets. Wherever grant-in-aid is received for construction of State Sector ULDC, lease receivable is accounted for net of such grant.

The interest element of lease is accounted in the Statement of Profit and Loss over the lease period based on a pattern reflecting a constant periodic rate of return on the net investment as per the tariff notified by CERC.

FERV on foreign currency loans relating to leased assets is adjusted to the amount of lease receivables and is amortised over the remaining tenure of lease. FERV recovery (as per CERC norms) from the constituents is recognised net of such amortised amount.

##### b) Operating leases

An operating lease is a lease other than a finance lease. Leases in which a significant portion of the risks and rewards of ownership are retained by the lessor are classified as operating leases.

For operating leases, the asset is capitalized as property, plant and equipment and depreciated over its economic life. Rental income from operating lease is recognized over the term of the arrangement.



### 2.13 Employee benefits

#### 2.13.1 Defined contribution plans

A defined contribution plan is a post-employment benefit plan under which an entity pays fixed contributions into separate entities (Funds) and will have no legal or constructive obligation to pay further contributions, if the Fund does not hold sufficient assets to pay all employee's benefits related to employee service in the current and prior periods. Obligations for contributions to defined contribution plans are recognized as an employee benefits expense in the statement of profit and loss in the period during which services are rendered by employees.

The Group has a defined contribution pension scheme which is administered through a separate trust. The obligation of the Group is to contribute to the trust to the extent of amount not exceeding 30% of basic pay and dearness allowance less employer's contribution towards provident fund, gratuity, post retirement medical facility (PRMF) or any other retirement benefits. The contributions to the fund for the year are recognized as an expense and charged to the statement of profit and loss.

#### 2.13.2 Defined benefit plans

A defined benefit plan is a post-employment benefit plan other than a defined contribution plan. The Group's liability towards gratuity, post-retirement medical facility, baggage allowance for settlement at home town after retirement, long service award on retirement and provident fund scheme to the extent of interest liability on provident fund contribution are in the nature of defined benefit plans.

The gratuity is funded by the Group and is managed by separate trust. The Group has Post-Retirement Medical Facility (PRMF), under which retired employee and the spouse are provided medical facilities in the Group empanelled hospitals. They can also avail treatment as out-patient subject to a ceiling fixed by the Group.

The Group pays fixed contribution to Provident Fund at predetermined rates to a separate trust, which invests the funds in permitted securities. The contributions to the fund for the year are recognized as expense and are charged to the statement of profit and loss. The obligation of the Group is limited to such fixed contributions and to ensure a minimum rate of interest on contributions to the members as specified by the Government of India (GoI).

The Group has schemes for payment of baggage allowance towards expenses for settlement at hometown for the superannuated employees & their dependents and for providing a Long Service Award to all regular employees of the Group on superannuation.

The Group's net obligation in respect of defined benefit plans is calculated separately for each plan by estimating the amount of future benefit that employees have earned in return for their service in the current and prior periods; that benefit is discounted to determine its present value. Any unrecognized past service costs and the fair value of any plan assets are deducted. The discount rate is based on the prevailing market yields of Indian government securities as at the reporting date that have maturity dates approximating the terms of the Group's obligations and that are denominated in the same currency in which the benefits are expected to be paid.

The calculation is performed annually by a qualified actuary using the projected unit credit method. When the calculation results in a benefit to the Group, the recognized asset is limited to the total of any unrecognized past service costs and the present value of economic benefits available in the form of any future refunds from the plan or reductions in future contributions to the plan. An economic benefit is available to the Group if it is realizable during the life of the plan, or on settlement of the plan liabilities. Any actuarial gains or losses are recognized in OCI in the period in which they arise and subsequently not reclassified to profit or loss.

When the benefits of a plan are improved, the portion of the increased benefit relating to past service by employees is recognized in the statement of profit and loss on a straight-line basis over the average period until the benefits become vested. To the extent that the benefits vest immediately, the expense is recognized immediately in the statement of profit and loss.

#### 2.13.3 Other long-term employee benefits

Benefits under the Group's leave encashment and Employee Family Economic Rehabilitation Scheme constitute other long term employee benefits.

The Group's net obligation in respect of leave encashment is the amount of future benefit that employees have earned in return for their service in the current and prior periods; that benefit is discounted to determine its present value. The discount rate is based on the prevailing market yields of Indian government securities as at the reporting date that have maturity dates approximating the terms of the Group's obligations. The calculation is performed using the projected unit credit method. Any actuarial gains or losses are recognized in the statement of profit and loss in the period in which they arise.

As per the Group's Employee Family Economic Rehabilitation scheme, which is optional, in the event of death or permanent total disability of an employee, the dependent(s) or the employee, as the case may be, is paid a fixed amount based on the last salary drawn by the employee till the notional date of superannuation of the employee upon depositing the final provident fund and gratuity amount which will be interest free.

#### 2.13.4 Short-term benefits

Short term employee benefit obligations are measured on an undiscounted basis and are expensed as the related service is provided.

A liability is recognized for the amount expected to be paid under performance related pay if the Group has a present legal or constructive obligation to pay this amount as a result of past service provided by the employee and the obligation can be estimated reliably.

### 2.14 Financial instruments

A financial instrument is any contract that gives rise to a financial asset of one entity and a financial liability or equity instrument of another entity.

#### Financial Assets

##### Classification

The Group classifies its financial assets in the following categories:

- at amortised cost,

- at fair value through other comprehensive income

The classification depends on the following:

- the entity's business model for managing the financial assets and
- the contractual cash flow characteristics of the financial asset.

#### **Initial recognition and measurement**

All financial assets are recognised initially at fair value plus, in the case of financial assets not recorded at fair value through profit or loss, transaction costs, if any, that are attributable to the acquisition of the financial asset.

#### **Subsequent measurement**

**Debt Instruments at Amortised cost:** Assets that are held for collection of contractual cash flows where those cash flows represent solely payments of principal and interest are measured at amortised cost. A gain or loss on a debt investment that is subsequently measured at amortised cost is recognised in profit or loss when the asset is derecognised or impaired. Interest income from these financial assets is included in finance income using the effective interest rate method.

**Debt Instruments at Fair value through other comprehensive income (FVOCI):** Assets that are held for collection of contractual cash flows and for selling the financial assets, where the assets' cash flows represent solely payments of principal and interest, are measured at fair value through other comprehensive income (FVOCI). On derecognition of the asset, cumulative gain or loss previously recognised in OCI is reclassified from the equity to profit and loss. Interest income from these financial assets is included in finance income using the effective interest rate method.

#### **Equity investments**

All equity investments in scope of Ind AS 109 'Financial Instruments' are measured at fair value. The Group may, on initial recognition, make an irrevocable election to present subsequent changes in the fair value in other comprehensive income (FVOCI) on an instrument by-instrument basis.

For equity instruments classified as at FVOCI, all fair value changes on the instrument, excluding dividends are recognized in the OCI. There is no recycling of the amounts from OCI to Profit or Loss, even on sale of investment. However, the Group may transfer the cumulative gain or loss within equity.

#### **De-recognition of financial assets**

A financial asset is derecognized only when

- i) The right to receive cash flows from the assets have expired, or
- ii) a) The group has transferred the rights to receive cash flows from the financial asset (or) retains the contractual rights to receive the cash flows of the financial assets, but assumes a contractual obligation to pay the cash flows to one or more recipients and
  - b) the group has transferred substantially all the risks and rewards of the asset (or) the group has neither transferred nor retained substantially all the risks and rewards of the asset, but has transferred control of the asset.

The difference between the carrying amount and the amount of consideration received/receivable is recognised in the Statement of Profit and Loss.

#### **Impairment of financial assets:**

For trade receivables and unbilled revenue, the group applies the simplified approach required by Ind AS 109 Financial Instruments, which requires expected lifetime losses to be recognised from initial recognition of the receivables.

For recognition of impairment loss on other financial assets and risk exposure, the Group determines whether there has been a significant increase in the credit risk since initial recognition. If credit risk has not increased significantly, 12-month Expected Credit Loss (ECL) is used to provide for impairment loss. However, if credit risk has increased significantly, lifetime ECL is used. If, in a subsequent period, credit quality of the instrument improves such that there is no longer a significant increase in credit risk since initial recognition, then the entity reverts to recognizing impairment loss allowance based on 12 -month ECL.

#### **Financial Liabilities**

Financial liabilities of the Group are contractual obligation to deliver cash or another financial asset to another entity or to exchange financial assets or financial liabilities with another entity under conditions that are potentially unfavourable to the Group.

The Group's financial liabilities include loans & borrowings, trade and other payables.

#### **Classification, initial recognition and measurement**

Financial liabilities are recognised initially at fair value minus transaction costs that are directly attributable to the issue of financial liabilities.

#### **Subsequent measurement**

After initial recognition, financial liabilities are subsequently measured at amortised cost using the EIR method. Amortised cost is calculated by taking into account any discount or premium on acquisition and fees or costs that are an integral part of the effective interest rate(EIR). Any difference between the proceeds (net of transaction costs) and the redemption amount is recognised in the Statement of Profit and Loss over the period of the borrowings using the EIR. Gains and losses are recognised in Statement of Profit and Loss when the liabilities are derecognised.

The EIR amortisation is included as finance costs in the Statement of Profit and Loss.

#### **De-recognition of financial liability**

A financial liability is derecognised when the obligation under the liability is discharged or cancelled or expires. When an existing liability is replaced by another from the same lender on substantially different terms, or the terms of an existing liability are substantially modified, such an exchange or modification is treated as the derecognition of the original liability and the recognition of a new liability. The difference between

the carrying amount of a financial liability that has been extinguished or transferred to another party and the consideration paid, including any non-cash assets transferred or liabilities assumed, is recognised in Statement of Profit and Loss as other income or finance cost.

### **Offsetting of financial instruments**

Financial assets and financial liabilities are offset and the net amount is reported in the Balance Sheet if there is a currently enforceable legal right to offset the recognised amounts and there is an intention to settle on a net basis, to realise the assets and settle the liabilities simultaneously.

## **2.15 Foreign Currency Translation**

### **a) Functional and presentation currency**

Items included in the financial statements of the Group are measured using the currency of the primary economic environment in which the Group operates ('the functional currency'). The financial statements are presented in Indian Rupees (Rupees or ₹), which is the Group's functional and presentation currency.

### **b) Transactions and balances**

Transactions in foreign currencies are initially recorded at the exchange rates prevailing on the date of the transaction. Foreign currency monetary items are translated with reference to the rates of exchange ruling on the date of the Balance Sheet. Non-Monetary items denominated in foreign currency are reported at the exchange rate ruling on the date of initial recognition of the non-monetary prepayment asset or deferred income liability, or the date that related item is recognized in the financial statements, whichever is earlier. In case the transaction is recognized in stages, then transaction date is established for each stage.

Foreign exchange gains and losses (other than related to foreign currency loans outstanding) are presented in the statement of profit and loss on a net basis within other gains/(losses).

The Group has availed the exemption available in Ind AS 101, to continue the policy adopted for accounting for exchange differences arising from translation of long-term foreign currency monetary liabilities outstanding as on March 31, 2016.

### **Foreign currency loans outstanding as on March 31, 2016:**

Foreign Exchange Rate Variation (FERV) arising on settlement / translation of such foreign currency loans relating to property, plant and equipment/ capital work-in-progress is adjusted to the carrying cost of related assets and is recoverable/payable from the beneficiaries on actual payment basis as per Central Electricity Regulatory Commission (CERC) norms w.e.f. 1st April, 2004 or Date of Commercial Operation (DOCO) whichever is later. The above FERV to the extent recoverable or payable as per the CERC norms is accounted for as follows:

- i) FERV recoverable/payable adjusted to carrying cost of property, plant and equipment is accounted for as 'Deferred foreign currency fluctuation asset/liability a/c' with a corresponding credit/debit to 'Deferred income/expenditure from foreign currency fluctuation a/c'.
- ii) 'Deferred income/expenditure from foreign currency fluctuation a/c' is amortized in the proportion in which depreciation is charged on such FERV.
- iii) The amount recoverable/payable as per CERC norms on year to year basis is adjusted to the 'Deferred foreign currency fluctuation asset/liability a/c' with corresponding debit / credit to the trade receivables.

FERV earlier charged to Statement of Profit and Loss & included in the capital cost for the purpose of tariff is adjusted against 'Deferred foreign currency fluctuation asset/liability a/c'.

FERV arising out of settlement/translation of long term monetary items (other than foreign currency loans) relating to Property Plant & Equipment /CWIP is adjusted in the carrying cost of related assets.

FERV arising during the construction period from settlement/translation of monetary items (other than non current loans) denominated in foreign currency to the extent recoverable/payable to the beneficiaries as capital cost as per CERC tariff Regulation are accounted as Regulatory Deferral Account Balances. Transmission charges recognised on such amount is adjusted against above account. Other exchange differences are recognized as income or expenses in the period in which they arise.

### **Foreign currency loans drawn on or after April 1, 2016:**

Exchange differences arising from foreign currency borrowing to the extent regarded as an adjustment to interest costs are treated as borrowing cost. Other exchange differences are recognized in the Statement of Profit and Loss.

Exchange difference to the extent recoverable as per CERC tariff regulations are recognized as Regulatory Deferral Account Balances through Statement of Profit and Loss.

### **c) Foreign Group Companies**

The results and financial position of foreign operations (none of which has the currency of a hyper inflationary economy) that have a functional currency different from the presentation currency are translated into the presentation currency as follows:

- i. Assets and liabilities are translated at closing rate at the date of that balance sheet.
- ii. Income and expenses are translated at average exchange rates (unless this is not the reasonable approximation of the cumulative effect of the rates prevailing on the transaction date in which case income and expenses are translated at the date of transactions) and
- iii. All the exchange differences are recognised in other comprehensive income.

## **2.16 Income Tax**

Income tax expense represents the sum of current and deferred tax. Tax is recognised in the Statement of Profit and Loss, except to the extent that it relates to items recognised directly in equity or other comprehensive income. In this case the tax is also recognised directly in equity or in other comprehensive income.

### **Current income tax**

The current tax is based on taxable profit for the year under the tax laws enacted and applicable to the reporting period in the countries

where the group operate and generate taxable income and any adjustment to tax payable in respect of previous years.

#### **Deferred tax**

Deferred tax is recognised on temporary differences between the carrying amounts of assets and liabilities in the Group's financial statements and the corresponding tax bases used in the computation of taxable profit and is accounted for using the Balance Sheet method. Deferred tax assets are generally recognised for all deductible temporary differences, unused tax losses and unused tax credits to the extent that it is probable that future taxable profits will be available against which those deductible temporary differences, unused tax losses and unused tax credits can be utilised. The carrying amount of deferred tax assets is reviewed at each Balance Sheet date and reduced to the extent that it is no longer probable that sufficient taxable profits will be available against which the temporary differences can be utilised.

Deferred tax assets and liabilities are measured at the tax rates that are expected to apply in the period in which the liability is settled or the asset realised, based on tax rates (and tax laws) that have been enacted or substantively enacted by the Balance Sheet date.

Deferred tax liabilities are not recognised for temporary differences between the carrying amount and tax bases of investment in subsidiaries where the group is able to control the timing of the reversal of the temporary differences and it is probable that the differences will not reverse in foreseeable future.

Deferred tax assets and liabilities are offset if there is a legally enforceable right to offset current tax liabilities and assets, and they relate to income taxes levied by the same tax authority.

Deferred tax assets include Minimum Alternative Tax (MAT) paid in accordance with the tax laws in India, which is likely to give future economic benefits in the form of availability of set off against future income tax liability. MAT is recognised as deferred tax asset in the balance sheet when the asset can be measured reliably and it is probable that the future economic benefit associated with the asset will be realised.

### **2.17 Regulatory Deferral Account Balances**

Certain expenses and income, allowed under CERC regulations to be reimbursed by/passed on to beneficiaries in future, are to be accounted in the Statement of Profit and Loss as per the provisions of Ind AS 114 'Regulatory Deferral Accounts'. Such expenses and income, to the extent recoverable /payable as part of tariff under CERC Regulations are treated as Regulatory Deferral Assets/Liabilities.

The Group presents separate line items in the Balance Sheet for:

- (a) the total of all Regulatory Deferral Account Debit Balances; and
- (b) the total of all Regulatory Deferral Account Credit Balances.

A separate line item is presented in the profit or loss section of the Statement of Profit and Loss for the net movement in all Regulatory Deferral Account Balances for the reporting period.

Regulatory deferral accounts balances are adjusted in the year in which the same become recoverable from or payable to the beneficiaries.

### **2.18 Revenue**

Revenue is measured based on the consideration specified in a contract with a customer and excludes amounts collected on behalf of third parties. The Group recognizes revenue when it transfers control over a product or service to a customer.

#### **Significant Financing Component**

Where the period between the transfer of the promised goods or services to the customer and payment by the customer exceeds one year, the Group assesses the effects of significant financing component in the contract. As a consequence, the Group makes adjustment in the transaction prices for the effects of time value of money.

#### **2.18.1 Revenue from Operations**

##### **Transmission**

Transmission Income is accounted for based on tariff orders notified by the CERC. In case of transmission projects where final tariff orders are yet to be notified, transmission income is accounted for on provisional basis as per tariff regulations and orders of the CERC in similar cases. Difference, if any, is accounted on issuance of final tariff orders by the CERC. Transmission Income in respect of additional capital expenditure incurred after the date of commercial operation is accounted for based on expenditure incurred on year to year basis as per CERC tariff regulations. As at each reporting date, transmission income includes an accrual for services rendered to the customers but not yet billed i.e. Unbilled Revenue. However in case of subsidiaries transmission Income is accounted for based on orders issued by CERC u/s 63 of Electricity Act 2003 for adoption of transmission charges.

Rebates allowed to beneficiaries as early payment incentives are deducted from the amount of revenue.

The Transmission system incentive / disincentive is accounted for based on certification of availability by the respective Regional Power Committees (RPCs) and in accordance with the CERC tariff regulations. Where certification by RPCs is not available, incentive/disincentive is accounted for on provisional basis as per estimate of availability by the Group and differences, if any is accounted upon certification by RPCs.

Advance against depreciation (AAD), forming part of tariff pertaining upto the block period 2004-09, to facilitate repayment of loans, was reduced from transmission income and considered as deferred income to be included in transmission income in subsequent years. The outstanding deferred income in respect of AAD is recognized as transmission income, after twelve years from the end of the financial year in which the asset was commissioned, to the extent depreciation recovered in the tariff during the year is lower than depreciation charged in the accounts.

##### **Telecom Services**

Income from Telecom Services, net of downtime credit, is recognised on the basis of terms of agreements/purchase orders from the customers. Upfront fee received in advance under long term contracts providing Indefeasible Right to Use (IRU), is recognised as revenue on the basis of estimation of revenue over the period of contract.

### Consultancy Services

In respect of 'Cost-plus-consultancy contracts', involving execution on behalf of the client, revenue is recognized in proportion to the stage of completion of the work performed at the reporting date, which is determined based on input method.

Income from other consultancy contracts are accounted for on technical assessment of progress of services rendered.

### 2.18.2 Other Income

Interest income is recognized, when no significant uncertainty as to measurability or collectability exists, on a time proportion basis taking into account the amount outstanding and the applicable interest rate, using the effective interest rate method (EIR).

Surcharge recoverable from trade receivables, liquidated damages, warranty claims and interest on advances to suppliers are recognized when no significant uncertainty as to measurability and collectability exists.

Application Fees towards Long Term Open Access (LTOA) as per CERC Guidelines is accounted for on receipt.

Scrap other than steel scrap & conductor scrap are accounted for as and when sold.

Dividend income is recognized when right to receive payment is established.

Insurance claims for loss of profit are accounted for in the year of acceptance. Other insurance claims are accounted for based on certainty of realization.

Revenue from rentals and operating leases is recognized on an accrual basis in accordance with the substance of the relevant agreement.

### 2.19 Government Grants

Grants-in-aid from Central Government or other authorities towards capital expenditure for projects, betterment of transmission systems and specific depreciable assets initially are treated as deferred income when there is a reasonable assurance that they will be received and the Group will comply with the conditions associated with the grant. Deferred Income is recognized in the Statement of Profit and Loss over the useful life of related asset in proportion to which depreciation on these assets is provided. Grants that compensate the Group for expenses incurred are recognized over the period in which the related costs are incurred and deducted from the related expenses.

### 2.20 Dividends

Annual dividend distribution to the shareholders is recognised as a liability in the period in which the dividends are approved by the shareholders. Any interim dividend paid is recognised on approval by Board of Directors. Dividend payable and corresponding tax on dividend distribution is recognised directly in equity.

### 2.21 Provisions and Contingencies

#### a) Provisions

Provisions are recognised when the Group has a present obligation (legal or constructive) as a result of a past event, it is probable that an outflow of resources embodying economic benefits will be required to settle the obligation and a reliable estimate can be made of the amount of the obligation. If the effect of the time value of money is material, provisions are discounted. Unwinding of the discount is recognised in the Statement of Profit and Loss as a finance cost. Provisions are reviewed at each Balance Sheet date and are adjusted to reflect the current best estimate.

#### b) Contingencies

Contingent liabilities are disclosed on the basis of judgment of the management/ independent experts. These are reviewed at each balance sheet date and are adjusted to reflect the current management estimate.

Contingent liabilities are disclosed when there is a possible obligation arising from past events, the existence of which will be confirmed only by the occurrence or non-occurrence of one or more uncertain future events not wholly within the control of the Group or a present obligation that arises from past events where it is either not probable that an outflow of resources will be required to settle or a reliable estimate of the amount cannot be made. Information on contingent liability is disclosed in the Notes to the Financial Statements.

Contingent assets are possible assets that arise from past events and whose existence will be confirmed only by the occurrence or non-occurrence of one or more uncertain future events not wholly within the control of the Company. Contingent assets are disclosed in the financial statements when inflow of economic benefits is probable on the basis of judgment of management. These are assessed continually to ensure that developments are appropriately reflected in the financial statements.

### 2.22 Share capital and Other Equity

Ordinary shares are classified as equity.

Incremental costs directly attributable to the issue of new shares are shown in equity as a deduction, net of tax, from the proceeds.

Self-insurance reserve is created @ 0.12% p.a. on Gross Block of Property, Plant and Equipment except ROU assets and assets covered under insurance as at the end of the year by appropriation of current year profit to mitigate future losses from un-insured risks and for taking care of contingencies in future by procurement of towers and other transmission line materials including strengthening of towers and equipment of AC substation. The Reserve created as above is shown as "Self Insurance Reserve" under 'Other Equity'.

### 2.23 Prior Period Items

Material prior period errors are corrected retrospectively by restating the comparative amounts for prior period presented in which the error occurred or if the error occurred before the earliest period presented, by restating the opening statement of financial position.

### 2.24 Operating Segments

The Board of Directors is the Group's 'Chief Operating Decision Maker' or 'CODM' within the meaning of Ind AS 108 'Operating Segments'. CODM monitors the operating results of its business segments separately for the purpose of making decisions about resource allocation and performance assessment. Segment performance is evaluated based on profit or loss and is measured consistently with profit or loss in the financial statements.

The operating segments have been identified on the basis of the nature of products / services.

- Segment revenue includes sales and other income directly identifiable with/allocable to the segment including inter-segment transactions
- Expenses that are directly identifiable with / allocable to segments are considered for determining the segment result. Expenses which relate to the Group as a whole and not allocable to segments are included under un-allocable expenditure.
- Income which relates to the Group as a whole and not allocable to segments is included in un-allocable income.
- Segment assets and liabilities include those directly identifiable with the respective segments. Un-allocable assets and liabilities represent the assets and liabilities that relate to the Group as a whole and not allocable to any segment.
- Segment capital expenditure is the total cost incurred during the period to acquire property, plant and equipment, and intangible assets.

### 2.25 Earnings per Share

Basic earnings per share is computed using the net profit or loss for the year attributable to the shareholders and weighted average number of shares outstanding during the year.

Diluted earnings per share is computed using the net profit or loss for the year attributable to the shareholders and weighted average number of equity and potential equity shares outstanding during the year, except where the result would be anti-dilutive.

Additionally, basic and diluted earnings per share are computed using the earnings amounts excluding the movements in Regulatory Deferral Account Balances.

### 2.26 Statement of Cash Flows

Statement of Cash flows is prepared as per indirect method prescribed in the Ind AS 7 'Statement of Cash Flows'.

## 3. Critical Estimates and Judgments

The preparation of consolidated financial statements requires the use of accounting estimates which may significantly vary from the actual results. Management also needs to exercise judgment while applying the group's accounting policies.

This note provides an overview of the areas that involved a higher degree of judgment or complexity, and of items which are more likely to be materially adjusted due to estimates and assumptions turning out to be different than those originally assessed.

### The areas involving critical estimates or judgments are:

#### Revenue Recognition:

Transmission income is accounted for based on tariff orders notified by the CERC. In case of transmission projects where final tariff orders are yet to be notified, transmission income is accounted for as per tariff regulations and other orders of the CERC in similar cases. Differences, if any, are accounted on issuance of final tariff orders by the CERC. Transmission income in respect of additional capital expenditure incurred after the date of commercial operation is accounted for based on expenditure incurred on year to year basis as per CERC tariff regulations.

#### Regulatory Deferral Balances:

Recognition of Regulatory Deferral Balances involves significant judgments including about future tariff regulations since these are based on estimation of the amounts expected to be recoverable/payable through tariff in future.

#### Estimation of defined benefit obligation

Estimation of defined benefit obligation involves certain significant actuarial assumptions which are listed in Note 66.

Estimates and judgments are periodically evaluated. They are based on historical experience and other factors, including expectations of future events that may have a financial impact on the Group and that are believed to be reasonable under the circumstances.

#### Useful life of property, plant and equipment

The estimated useful life of property, plant and equipment is based on a number of factors including the effects of obsolescence, demand, competition and other economic factors (such as the stability of the industry and known technological advances) and the level of maintenance expenditures required to obtain the expected future cash flows from the asset.

The Group reviews at the end of each reporting date the useful life of plant and equipment, other than the assets of transmission business which are governed by CERC Regulations, and are adjusted prospectively, if appropriate.

#### Provisions and contingencies

The assessments undertaken in recognizing provisions and contingencies have been made in accordance with Ind AS 37- 'Provisions, Contingent Liabilities and Contingent Assets'. The evaluation of the likelihood of the contingent events has required best judgment by management regarding the probability of exposure to potential loss. Should circumstances change following unforeseeable developments, this likelihood could alter.

#### Estimation of uncertainties relating to the global health pandemic from COVID-19:

In assessing the recoverability of trade receivables, unbilled revenue and investments, the group has considered internal and external information up to the date of approval of these financial statements including credit reports and economic forecasts. In view of the nature of the Group's business, the regulated tariff mechanism applicable to the major part of the group's revenue and based on the current indicators of future economic conditions, the group expects to recover the carrying amount of these assets.

**Note 4/Property, Plant and Equipment**

Particulars	Cost					Accumulated depreciation					Net Book Value		
	As at 1 <sup>st</sup> April, 2019	Initial reclassification / on account of adoption of Ind AS 116	Additions during the year	Disposal	Adjustment during the year	As at 31 <sup>st</sup> March, 2020	As at 1 <sup>st</sup> April, 2019	Reclassification on account of adoption of Ind AS 116	Additions during the year	Disposal	Adjustment during the year	As at 31 <sup>st</sup> March, 2020	As at 31 <sup>st</sup> March, 2019
<b>Land</b>													
a) Freehold	2330.78		37.73	-	(0.50)	<b>2369.01</b>	-	-	-	-	-	<b>2369.01</b>	2330.78
b) Leasehold	491.28	(491.28)	-	-	-	-	43.24	(43.24)	-	-	-	-	448.04
<b>Buildings</b>													
a) Sub-Stations & Office	1528.46		157.59	-	(0.03)	<b>1686.08</b>	158.14	60.86	-	0.01	-	<b>218.99</b>	1370.32
b) Township	587.80		49.20	-	1.61	<b>635.39</b>	87.67	26.68	-	(0.01)	-	<b>114.35</b>	500.13
Temporary Erection	1.02		0.16	-	(0.01)	<b>1.19</b>	0.95	0.18	-	(0.01)	-	<b>0.05</b>	0.07
Roads & Bridges	172.67		8.93	-	(1.37)	<b>182.97</b>	29.15	7.44	-	(0.07)	-	<b>36.66</b>	143.52
Water Supply Drainage - & Sewerage	99.28		2.56	-	(0.04)	<b>101.88</b>	17.22	4.34	-	-	-	<b>21.56</b>	82.06
<b>Plant &amp; Equipment</b>													
a) Transmission	129913.92		8696.79	14.44	(1249.00)	<b>139845.27</b>	21743.47	7395.55	3.71	0.45	-	<b>29134.86</b>	108170.45
b) Sub-station	66824.94		8753.51	18.01	(641.64)	<b>76202.08</b>	11152.96	4048.58	-	(2.49)	-	<b>15204.03</b>	55671.98
c) Unified Load Despatch & Communication	956.97		183.78	-	(1.89)	<b>1142.64</b>	204.70	71.28	-	0.01	-	<b>275.97</b>	752.27
d) Telecom	1117.92		160.23	0.40	(13.66)	<b>1291.41</b>	401.07	106.20	0.22	(0.32)	-	<b>507.37</b>	716.85
Furniture Fixtures	131.56		10.84	0.20	0.19	<b>142.01</b>	29.07	9.49	0.08	0.02	-	<b>103.55</b>	102.49
Vehicles	2.90		0.25	0.37	-	<b>2.78</b>	1.32	0.21	0.30	0.04	-	<b>1.19</b>	1.58
Office equipment	211.01		17.58	0.18	0.06	<b>228.35</b>	41.05	14.58	0.03	0.03	-	<b>172.78</b>	169.96
Electronic Data Processing & Word Processing Machines	110.77		55.48	0.88	0.08	<b>165.29</b>	75.88	24.85	0.43	0.03	-	<b>100.27</b>	34.89
Construction and Workshop equipment	298.17		46.75	-	0.77	<b>344.15</b>	59.63	19.07	-	(0.08)	-	<b>265.37</b>	238.54
Electrical Installation	106.30		38.90	0.01	0.03	<b>145.16</b>	23.44	8.24	-	0.03	-	<b>31.65</b>	82.86
Laboratory Equipments	47.50		33.43	0.02	-	<b>80.91</b>	12.52	4.41	-	-	-	<b>16.93</b>	34.98
Workshop & Testing Equipments	233.51		58.91	-	(0.03)	<b>292.45</b>	25.70	14.41	-	(0.03)	-	<b>40.14</b>	207.81
Miscellaneous Assets/Equipments	0.17		0.30	-	0.03	<b>0.44</b>	0.02	0.04	-	-	-	<b>0.06</b>	0.15
Right-of-use (ROU) Assets													
a) ROU Assets- Leasehold Land	-	503.27	15.50	-	(2.33)	<b>521.10</b>	-	43.24	-	0.04	-	<b>464.30</b>	-
b) ROU Asset- Buildings	-	8.41	0.93	0.01	(0.18)	<b>9.51</b>	-	3.73	0.01	(0.04)	-	<b>5.75</b>	-
c) ROU Asset- Plant & Machinery- Telecom	-	0.05	0.15	-	0.14	<b>0.06</b>	-	0.06	-	0.03	-	<b>0.03</b>	-
<b>Total</b>	<b>205166.93</b>	<b>20.45</b>	<b>18329.50</b>	<b>34.52</b>	<b>(1907.77)</b>	<b>225390.13</b>	<b>34107.20</b>	<b>11833.80</b>	<b>4.78</b>	<b>(2.35)</b>	<b>45938.57</b>	<b>179451.56</b>	<b>171059.73</b>
Less: Provision for assets discarded	1.74	-	-	-	-	1.74	-	-	-	-	-	1.74	-
<b>Grand Total</b>	<b>205165.19</b>	<b>20.45</b>	<b>18329.50</b>	<b>34.52</b>	<b>(1907.77)</b>	<b>225388.39</b>	<b>34107.20</b>	<b>11833.80</b>	<b>4.78</b>	<b>(2.35)</b>	<b>45938.57</b>	<b>179449.82</b>	<b>171057.99</b>

### Note 4/Property, Plant and Equipment (Contd.)

(₹ in crore)

Particulars	Cost				Accumulated depreciation				Net Book Value		
	As at 1 <sup>st</sup> April, 2018	Additions during the year	Disposal	Adjustment during the year	As at 31 <sup>st</sup> March, 2019	As at 1 <sup>st</sup> April, 2018	Additions during the year	Disposal	Adjustment during the year	As at 31 <sup>st</sup> March, 2019	As at 31 <sup>st</sup> March, 2018
<b>Land</b>											
a) Freehold	2220.25	110.53	-	-	2330.78	-	-	-	-	-	2220.25
b) Leasehold	319.39	171.89	-	-	491.28	31.25	11.99	-	-	43.24	288.14
<b>Buildings</b>											
a) Sub-Stations & Office	1296.39	221.90	-	(10.17)	1528.46	103.81	54.27	-	(0.06)	158.14	1192.58
b) Township	514.94	72.19	-	(0.67)	587.80	63.75	23.91	-	(0.01)	87.67	451.19
Temporary Erection	0.95	0.07	-	-	1.02	0.94	0.01	-	-	0.95	0.01
Roads & Bridges	163.90	8.76	-	(0.01)	172.67	21.99	7.16	-	-	29.15	141.91
Water Supply Drainage & Sewerage	97.42	1.50	-	(0.36)	99.28	12.87	4.35	-	-	17.22	84.55
<b>Plant &amp; Equipment</b>											
a) Transmission	112334.62	16745.63	45.99	(879.66)	129913.92	15022.65	6733.72	17.83	(4.93)	21743.47	97311.97
b) Sub-station	58527.96	7994.58	66.25	(368.65)	66824.94	7548.71	3637.19	33.88	(0.94)	11152.96	50979.25
c) Unified Load Despatch & Communication	760.00	209.54	-	12.57	956.97	150.35	56.63	-	2.28	204.70	609.65
d) Telecom	1057.15	43.20	-	(17.57)	1117.92	289.87	102.63	-	(8.57)	401.07	767.28
Furniture Fixtures	110.09	21.79	0.25	0.07	131.56	20.55	8.60	0.06	0.02	29.07	89.54
Vehicles	3.33	0.28	0.71	-	2.90	1.11	0.32	0.16	(0.05)	1.32	2.22
Office equipment	190.26	18.86	0.37	(2.26)	211.01	27.18	13.43	0.13	(0.57)	41.05	163.08
Electronic Data Processing & Word Processing Machines	91.53	20.73	1.66	(0.17)	110.77	56.29	21.10	1.59	(0.08)	75.88	35.24
Construction and Workshop equipment	286.33	13.07	1.25	(0.02)	298.17	42.32	17.58	0.64	(0.37)	59.63	244.01
Electrical Installation	93.06	13.24	-	-	106.30	17.59	5.85	-	-	23.44	75.47
Laboratory Equipments	45.46	2.44	0.40	-	47.50	9.53	3.02	0.03	-	12.52	35.93
Workshop & Testing Equipments	155.77	79.56	0.14	1.68	233.51	14.95	10.78	0.03	-	25.70	140.82
Miscellaneous Assets/Equipments	0.04	0.12	-	(0.01)	0.17	0.01	0.01	-	-	0.02	0.03
<b>Total</b>	<b>178268.84</b>	<b>25749.88</b>	<b>117.02</b>	<b>(1265.23)</b>	<b>205166.93</b>	<b>23435.72</b>	<b>10712.55</b>	<b>54.35</b>	<b>(13.28)</b>	<b>34107.20</b>	<b>171059.73</b>
Less: Provision for assets discarded	1.74	-	-	-	1.74	-	-	-	-	1.74	-
<b>Grand Total</b>	<b>178267.10</b>	<b>25749.88</b>	<b>117.02</b>	<b>(1265.23)</b>	<b>205165.19</b>	<b>23435.72</b>	<b>10712.55</b>	<b>54.35</b>	<b>(13.28)</b>	<b>34107.20</b>	<b>154831.38</b>



**Note 4/Property, Plant and Equipment (Contd.)****Further Notes:**

- a) The Group owns 7598 hectare (Previous Year 7392 hectare) of land amounting to ₹2890.11crore (Previous Year ₹2822.06crore) which has been classified into freehold land 6421 hectare (Previous Year 6244 hectare) amounting to ₹2369.01crore (Previous Year ₹2330.78crore) and Right of Use - leasehold land 1177 hectare (Previous Year 1148 hectare) amounting to ₹521.10crore (Previous Year ₹491.28crore) based on available documentation.
- b) Freehold land acquired by the group includes 241.46 hectare (Previous Year 221.99 hectare) amounting to ₹219.44crore (Previous Year ₹204.67crore) in respect of which conveyance deed in favour of the group is pending and 86.70 hectare (Previous Year 122.96 hectare) amounting to ₹54.34crore (Previous Year ₹61.70crore) in respect of land acquired by the group for which only mutation in revenue records is pending.
- c) i) The land classified as Right of Use - leasehold land held in the state of Jammu and Kashmir with area of 113.88 hectare (Previous Year 113.88 hectare) amounting to ₹94.01crore (Previous Year ₹85.51crore) is acquired by state government as per procedures under State Land Acquisition Act. As per prevailing law the state government remains the owner of the land so acquired and group is only given possession for the specific use.
- ii) The transmission system situated in the state of Jammu and Kashmir have been taken over by the group w.e.f. 1st April 1993 from National Hydroelectric Power Corporation of India Limited (NHPC) upon mutually agreed terms pending completion of legal formalities.
- iii) Right of Use - leasehold land includes area of 2.65 hectare (Previous Year 2.65 hectare) amounting to ₹12.36crore (Previous Year ₹12.36crore) in respect of land in Chamba (HP) acquired from NHPC by the group for which legal formalities are pending.
- iv) Right of Use - leasehold land other than above includes 171.86 hectare (Previous Year 176.16 hectare) amounting to ₹217.32crore (Previous Year ₹225.29crore) in respect of which lease agreements/ legal formalities are pending.
- d) Right of Use - leasehold land includes area of 44.28 hectare (Previous Year 42.66 hectare) amounting to ₹48.87crore (Previous Year ₹47.07crore) in respect of land acquired for office complex and substation on perpetual lease basis and hence not amortised.
- e) Township building includes ₹2.95crore (Previous Year ₹2.95crore) for 28 flats (Previous Year 28 flats) at Mumbai, for which registration in favour of the group is pending. Out of the above flats, 17 flats are occupied by employees of M/S Power System Operation Corporation Ltd.
- f) 5.63 hectare (Previous Year 5.63 hectare) having value of ₹0.04crore (Previous Year ₹0.04crore) has been transferred to National High Power Test Laboratory Pvt. Ltd. on right to use without granting ownership.
- g) Refer note no. 51 for disclosure on Right of Use Assets as per Ind AS 116 – “Leases”.
- h) Refer note no. 23 for information on property, plant and equipment, pledged as security by the group.

**Note 5/Capital work in progress**

(₹ in crore)

Particulars	As at 1 <sup>st</sup> April, 2019	Additions during the year	Adjustments	Capitalised during the year	As at 31 <sup>st</sup> March, 2020
<b>Land</b>					
Development of land	6.44	5.48	-	11.74	<b>0.18</b>
<b>Buildings</b>					
a) Sub-Stations & Office	98.15	63.37	2.13	63.72	<b>95.67</b>
b) Township	117.19	77.74	11.46	41.34	<b>142.13</b>
Roads & Bridges	18.27	8.94	0.69	1.18	<b>25.34</b>
Water Supply Drainage and Sewerage	3.54	1.85	-	0.22	<b>5.17</b>
<b>Plant &amp; Equipments (including associated civil works)</b>					
a) Transmission	11999.74	6632.32	20.23	7369.33	<b>11242.50</b>
b) Sub-Station	10210.84	10002.25	(0.01)	7871.78	<b>12341.32</b>
c) Unified Load Despatch & Communication	478.34	145.78	-	253.47	<b>370.65</b>
d) Telecom	75.32	110.34	-	85.99	<b>99.67</b>
Furniture & Fixtures	-	-	-	-	-
Other office equipments	9.83	23.81	31.65	-	<b>1.99</b>
Electrical Installations	3.44	2.09	-	2.92	<b>2.61</b>
Construction Stores (Net of Provision)	11399.93	7188.90	11860.57	-	<b>6728.26</b>
<b>Expenditure pending allocation -</b>					
i) Survey, investigation, consultancy & supervision Charges	6.43	2.70	-	2.97	<b>6.16</b>
ii) Difference in Exchange on foreign currency loans	127.33	84.76	-	133.06	<b>79.03</b>
iii) Expenditure during construction period(net) (Note 43)	2835.94	2813.51	(82.43)	1965.89	<b>3765.99</b>
	<b>37390.73</b>	<b>27163.84</b>	<b>11844.29</b>	<b>17803.61</b>	<b>34906.67</b>
Less: Provision for unserviceable Assets	2.26	-	-	-	<b>2.26</b>
<b>Grand Total</b>	<b>37388.47</b>	<b>27163.84</b>	<b>11844.29</b>	<b>17803.61</b>	<b>34904.41</b>

(₹ in crore)

Particulars	As at 1 <sup>st</sup> April, 2018	Additions during the year	Adjustments	Capitalised during the year	As at 31 <sup>st</sup> March, 2019
<b>Land</b>					
Development of land	10.78	39.82	0.02	44.14	6.44
<b>Buildings</b>					
a) Sub-Stations & Office	189.76	112.63	-	204.24	98.15
b) Township	97.00	89.70	-	69.51	117.19
Roads & Bridges	18.66	5.24	-	5.63	18.27
Water Supply Drainage and Sewerage	3.22	0.32	-	-	3.54
<b>Plant &amp; Equipments (including associated civil works)</b>					
a) Transmission	16749.96	9864.75	-	14614.97	11999.74
b) Sub-Station	7688.19	9871.38	(0.01)	7348.74	10210.84
c) Unified Load Despatch & Communication	464.29	228.66	20.93	193.68	478.34
d) Telecom	46.90	52.18	-	23.76	75.32
Furniture & Fixtures	-	0.57	-	0.57	-
Other office equipments	8.88	7.73	-	6.78	9.83
Electrical Installations	0.93	11.72	-	9.21	3.44
Construction Stores (Net of Provision)	8721.55	3586.84	908.26	0.19	11399.93
<b>Expenditure pending allocation</b>					
i) Survey, investigation, consultancy & supervision Charges	33.30	-	8.42	18.45	6.43
ii) Difference in Exchange on foreign currency loans	187.89	(14.97)	-	45.59	127.33
iii) Expenditure during construction period(net) (Note 43)	3384.85	2141.48	3.68	2686.71	2835.94
	<b>37606.16</b>	<b>25998.05</b>	<b>941.30</b>	<b>25272.17</b>	<b>37390.73</b>
Less: Provision for unserviceable Assets	2.26	-	-	-	<b>2.26</b>
<b>Grand Total</b>	<b>37603.90</b>	<b>25998.05</b>	<b>941.30</b>	<b>25272.17</b>	<b>37388.47</b>

**Note 5/Capital work in progress (Contd.)**

(Details of Construction stores) (At cost)

(₹ in crore)

Particulars	As at 31 <sup>st</sup> March, 2020	As at 31 <sup>st</sup> March, 2019
<b>Construction Stores</b>		
Towers	<b>1203.12</b>	1581.26
Conductors	<b>1845.49</b>	2793.60
Other Line Materials	<b>434.44</b>	571.39
Sub-Station Equipments	<b>1788.77</b>	2503.63
High Voltage Direct Current (HVDC) Equipments	<b>1087.74</b>	3473.09
Unified Load Despatch & Communication(ULDC) Materials	<b>209.93</b>	222.94
Telecom Materials	<b>80.75</b>	87.55
Others	<b>78.02</b>	166.47
<b>Total</b>	<b>6728.26</b>	<b>11399.93</b>
Construction Stores include:		
<b>i) Material in transit</b>		
Towers	<b>68.94</b>	0.35
Conductors	<b>31.42</b>	-
Other Line Materials	<b>1.03</b>	18.18
Sub-Station Equipments	<b>170.61</b>	183.99
High Voltage Direct Current (HVDC) Equipments	<b>138.09</b>	723.53
Others	-	2.22
<b>Total</b>	<b>410.09</b>	<b>928.27</b>
<b>ii) Material with Contractors</b>		
Towers	<b>1134.18</b>	1580.91
Conductors	<b>1814.07</b>	2793.60
Other Line Materials	<b>433.40</b>	553.21
Sub-Station Equipments	<b>1618.16</b>	2319.64
High Voltage Direct Current (HVDC) Equipments	<b>949.65</b>	2749.56
Unified Load Despatch & Communication (ULDC) Materials	<b>209.93</b>	222.94
Telecom Materials	<b>80.75</b>	87.55
Others	<b>78.03</b>	164.25
<b>Total</b>	<b>6318.17</b>	<b>10471.66</b>
<b>Grand total</b>	<b>6728.26</b>	<b>11399.93</b>

**Further Notes:**

Materials with Contractors amounting to ₹229.28 crore (Previous Year ₹342.68 crore) in respect of commissioned lines is pending for reconciliation. However reconciliation are carried out on ongoing basis.

**Note 6/Investment Property**

(₹ in crore)

Particulars	Cost			Accumulated Amortisation				Net Book Value			
	As at 1 <sup>st</sup> April, 2019	Additions during the year	Disposal	Adjustment during the year	As at 31 <sup>st</sup> March, 2020	As at 1 <sup>st</sup> April, 2019	Additions during the year	Disposal	Adjustment during the year	As at 31 <sup>st</sup> March, 2020	As at 31 <sup>st</sup> March, 2019
Land (Freehold)	0.02	-	-	-	0.02	-	-	-	-	-	0.02
Buildings	0.01	-	-	-	0.01	-	-	-	-	-	0.01
<b>Total</b>	<b>0.03</b>	<b>-</b>	<b>-</b>	<b>-</b>	<b>0.03</b>	<b>-</b>	<b>-</b>	<b>-</b>	<b>-</b>	<b>-</b>	<b>0.03</b>

(₹ in crore)

Particulars	Cost			Accumulated Amortisation				Net Book Value			
	As at 1 <sup>st</sup> April, 2018	Additions during the year	Disposal	Adjustment during the year	As at 31 <sup>st</sup> March, 2019	As at 1 <sup>st</sup> April, 2018	Additions during the year	Disposal	Adjustment during the year	As at 31 <sup>st</sup> March, 2019	As at 31 <sup>st</sup> March, 2018
Land (Freehold)	0.02	-	-	-	0.02	-	-	-	-	-	0.02
Buildings	0.01	-	-	-	0.01	-	-	-	-	-	0.01
<b>Total</b>	<b>0.03</b>	<b>-</b>	<b>-</b>	<b>-</b>	<b>0.03</b>	<b>-</b>	<b>-</b>	<b>-</b>	<b>-</b>	<b>-</b>	<b>0.03</b>

## ANNUAL REPORT 2019-20

### Note 6/Investment Property (Contd.)

Further Notes:

(i) Amount recognised in profit or loss for investment property

(₹ in Crore)

Particulars	For the year ended 31.03.2020	For the year ended 31.03.2019
Rental income	Nil	Nil
Direct operating expenses from property that generated rental income	Nil	Nil
Direct operating expenses from property that did not generate rental income	Nil	Nil
Profit from investment property before depreciation	Nil	Nil
Depreciation	Nil	Nil
<b>Profit from investment property</b>	<b>Nil</b>	<b>Nil</b>

(ii) There are no contractual obligation for future repairs and maintenance which not recognised as a liability as at 31.03.2020 and 31.03.2019.

(iii) There are no Leasing arrangements as at 31.03.2020 and 31.03.2019.

(iv) Fair value

(₹ in Crore)

Particulars	As at 31.03.2020	As at 31.03.2019
Investment property	2.87	2.83

#### Estimation of fair value

The fair value of investment property has been determined by independent valuer. The main inputs used are the rental growth rates, expected vacancy rates, terminal yields and discount rates based on comparable transactions and industry data. All resulting fair value estimates for investment property are included in level 2.

**Note 7 / Intangible assets**

(₹ in crore)

Particulars	Cost			Accumulated Amortisation				Net Book Value			
	As at 1 <sup>st</sup> April, 2019	Additions during the year	Disposal	Adjustment during the year	As at 31 <sup>st</sup> March, 2020	Additions during the year	Disposal	Adjustment during the year	As at 31 <sup>st</sup> March, 2020	As at 31 <sup>st</sup> March, 2019	
Electronic Data Processing Software	54.87	3.01	-	-	57.88	4.42	-	(0.01)	51.53	6.35	7.77
Right of Way-Afforestation Expenses	1919.85	61.29	-	(41.11)	2022.25	112.90	-	(0.02)	413.08	1609.17	1619.69
Telecom Licenses	2.80	-	-	-	2.80	0.14	-	-	0.41	2.39	2.53
Development of 1200 KV TS*	71.86	-	-	-	71.86	7.24	-	-	27.49	44.37	51.61
<b>Total</b>	<b>2049.38</b>	<b>64.30</b>	<b>-</b>	<b>(41.11)</b>	<b>2154.79</b>	<b>124.70</b>	<b>-</b>	<b>(0.03)</b>	<b>492.51</b>	<b>1662.28</b>	<b>1681.60</b>

\*Internally generated intangible asset

(₹ in crore)

Particulars	Cost			Accumulated Amortisation				Net Book Value			
	As at 1 <sup>st</sup> April, 2018	Additions during the year	Disposal	Adjustment during the year	As at 31 <sup>st</sup> March, 2019	Additions during the year	Disposal	Adjustment during the year	As at 31 <sup>st</sup> March, 2019	As at 31 <sup>st</sup> March, 2018	
Electronic Data Processing Software	46.98	7.77	-	(0.12)	54.87	4.81	-	(0.12)	47.10	7.77	4.81
Right of Way-Afforestation Expenses	1503.22	365.02	-	(51.61)	1919.85	99.76	-	-	300.16	1619.69	1302.82
Telecom Licenses	2.80	-	-	-	2.80	0.14	-	-	0.27	2.53	2.67
Development of 1200 KV TS*	69.57	2.29	-	-	71.86	7.24	-	-	20.25	51.61	56.56
<b>Total</b>	<b>1622.57</b>	<b>375.08</b>	<b>-</b>	<b>(51.73)</b>	<b>2049.38</b>	<b>111.95</b>	<b>-</b>	<b>(0.12)</b>	<b>367.78</b>	<b>1681.60</b>	<b>1366.86</b>

\*Internally generated intangible asset

**Note 8/Intangible assets under development**

(₹ in crore)

Particulars	As at 1 <sup>st</sup> April, 2019	Additions	Adjustments	Capitalised during the year	As at 31 <sup>st</sup> March, 2020
Electronic Data Processing Software	-	-	-	-	-
Right of Way-Afforestation expenses	242.59	69.94	-	39.53	<b>273.00</b>
Development of 1200 KV TS	-	-	-	-	-
<b>Total</b>	<b>242.59</b>	<b>69.94</b>	<b>-</b>	<b>39.53</b>	<b>273.00</b>

(₹ in crore)

Particulars	As at 1 <sup>st</sup> April, 2018	Additions	Adjustments	Capitalised during the year	As at 31 <sup>st</sup> March, 2019
Electronic Data Processing Software	-	4.47	-	4.47	-
Right of Way-Afforestation expenses	64.67	357.49	-	179.57	242.59
Development of 1200 KV TS	-	5.68	3.39	2.29	-
<b>Total</b>	<b>64.67</b>	<b>367.64</b>	<b>3.39</b>	<b>186.33</b>	<b>242.59</b>

**Note 9A/Investments in Joint Ventures accounted for using the equity method**

(₹ in crore)

Particulars	As at 31 <sup>st</sup> March, 2020	As at 31 <sup>st</sup> March, 2019
<b>Investments in Equity Instruments (fully paid up)</b>		
<b>Unquoted</b>		
<b>Joint Venture Companies</b>		
Torrent Power Grid Limited		
23400000 (Previous Year 23400000) Equity Shares of ₹10/- each.	<b>33.86</b>	35.56
Jaypee Powergrid Limited		
78000000 (Previous Year 78000000) Equity Shares of ₹10/- each.	<b>112.46</b>	105.45
Parbati Koldam Transmission Company Limited		
70937620 (Previous Year 70937620) Equity Shares of ₹10/- each.	<b>105.39</b>	95.30
Teestavalley Power Transmission Limited		
120120000 (Previous Year 105560000) Equity Shares of ₹10/- each.	<b>128.67</b>	101.47
Powerlinks Transmission Limited		
229320000 (Previous Year 229320000) Equity Shares of ₹10/- each.	<b>465.45</b>	447.58
North East Transmission Company Limited		
106964000 (Previous Year 106964000) Equity Shares of ₹10/- each.	<b>121.10</b>	125.71
National High Power Test Laboratory Private Limited		
30400000 (Previous Year 30400000) Equity Shares of ₹10/- each.	<b>21.96</b>	26.08
Cross Border Power Transmission Company Limited		
12612473 (Previous Year 12612473) Equity Shares of ₹10/- each.	<b>28.57</b>	23.03
Kalinga Bidyut Prasaran Nigam Private Limited		
Nil (Previous Year 5000) Equity Shares of ₹10/- each. (Refer further note 3 below)	-	-
Less: Provision for diminution in the value of Investment	-	-
	-	-
Bihar Grid Company Limited		
250795526 (Previous Year 171685600) Equity Shares of ₹10/- each.	<b>303.59</b>	195.94
Power Transmission Company Nepal Limited		
1170000 (Previous Year 1170000) Equity Shares of Nepali ₹100/- each.	<b>11.13</b>	10.46
RINL POWERGRID TLT Private Limited		
4000000 (Previous Year 4000000) Equity Shares of ₹10/- each.	-	3.97
(Refer further note 4 below)	-	3.97
Less: Provision for diminution in the value of Investment	-	-
	-	-
<b>TOTAL</b>	<b>1332.18</b>	<b>1166.58</b>

**Note 9A/Investments in Joint Ventures accounted for using the equity method (Contd.)**
**Further notes:**

- 1) During the financial year, the pledge on 229319997 equity shares held by POWERGRID in M/s Powerlinks Transmission Limited has been released from IDFC FIRST Bank (formerly IDFC Ltd) being the Trustee on behalf of Security lenders in terms of Share pledge agreement dated 15.04.2004.
- 2) Investments have been valued as per accounting policy no. 2.2 & 2.14.
- 3) Shareholders of M/s Kalinga Bidyut Prasaran Nigam Pvt Ltd (KBPNL), JV between M/s POWERGRID & M/s OPTCL in their Extra Ordinary General Meeting held on 02.01.2020 approved the striking off of the name of the company pursuant to section 248 (2) of the Companies Act, 2013. Accordingly, e-form STK-2 vide SRN NO- R30789564 has been filed in Registrar of Companies (ROC), Odisha on Dated 21.01.2020 for removal of name of the Company. The present status of striking off of the Company (M/s KBPNL) as per MCA website is "Under Process of Striking Off". Accordingly, investment of ₹ 0.01 crore in Kalinga Bidyut Prasaran Nigam Private Limited has been written off during the year.
- 4) POWERGRID's Board of Directors in its meeting held on 1st May 2018 accorded in principle approval to close RINL Powergrid TLT Private Limited (RPTPL) and seek consent of other JV Partner Rashtriya Ispat Nigam Limited (RINL). RINL's Board of directors in its meeting held on 01st March, 2019 has agreed in principle for winding up proceedings of RPTPL & to seek the approval from Ministry of Steel, Government of India, for closure of RPTPL. RINL's Board of directors in its meeting held on 05th November, 2019 has advised to put up the closure proposal again to Ministry of steel for onward submission to NITI Ayog. The Approval from Government is awaited.

**Note 9/Investments**

(₹ in crore)

Particulars	As at 31 <sup>st</sup> March, 2020	As at 31 <sup>st</sup> March, 2019
<b>Investments in Equity Instruments (fully paid up)</b>		
<b>Investments at Fair Value through Other Comprehensive Income (OCI)</b>		
<b>Quoted</b>		
PTC India Limited		
12000006 (Previous Year 12000006) Equity Shares of ₹10/- each	<b>46.50</b>	88.14
<b>Unquoted</b>		
Energy Efficiency Services Limited		
56118350 (Previous Year 37704350) Equity Shares of ₹10/- each	<b>52.40</b>	41.70
Others		
1 (Previous Year 1) share of ₹10/- each in Bharat Broadband Network Limited (₹ 10/-)	-	-
<b>TOTAL</b>	<b>98.90</b>	<b>129.84</b>

**Further notes:**

- |  |              |              |
|--|--------------|--------------|
| 1) a) Aggregate amount of Quoted Investments |              | (₹ in crore) |
| At Cost                                      | <b>12.00</b> | 12.00        |
| Market Value                                 | <b>46.50</b> | 88.14        |
| b) Aggregate amount of Unquoted Investments  | <b>52.40</b> | 41.70        |
- 2) Investments have been valued as per accounting policy no. 2.2 & 2.14.



**Note 10/Loans (considered good unless otherwise stated)**

(₹ in crore)

Particulars	As at 31 <sup>st</sup> March, 2020	As at 31 <sup>st</sup> March, 2019
<b>Loans to Related Parties **</b>		
Loans to JVs-Unsecured	<b>18.40</b>	6.00
Loan to Directors & Key Managerial Personnel (KMP)		
Secured #	<b>0.02</b>	0.01
Unsecured	<b>0.03</b>	0.09
	<b>18.45</b>	6.10
<b>Loans to Employees (including interest accrued)</b>		
Secured #	<b>218.92</b>	143.15
Unsecured	<b>34.21</b>	38.88
	<b>253.13</b>	182.03
<b>Total</b>	<b>271.58</b>	<b>188.13</b>

**Further notes:**

\*\* Details of loans to related parties is provided in Note 58.

# House building loans and conveyance advance to Directors, KMP and Employees are secured against the mortgage of the house properties or hypothecation of vehicles for which such loans have been given in line with the policies of the Company.

**Note 11/Other Non-current Financial Assets**

(Unsecured considered good unless otherwise stated)

(₹ in crore)

Particulars	As at 31 <sup>st</sup> March, 2020	As at 31 <sup>st</sup> March, 2019
Lease receivables	<b>601.69</b>	589.82
Unbilled Revenue \$		
i) Considered good	-	307.33
ii) Considered doubtful	-	105.71
	-	413.04
Less: Provision	-	105.71
	-	307.33
Bank deposits with more than 12 months maturity #	<b>11.11</b>	163.47
Recoverable for GOI fully serviced bonds ##	<b>3487.50</b>	3487.75
<b>TOTAL</b>	<b>4100.30</b>	<b>4548.37</b>

**Further notes:**

\$ Refer Note 47 for disclosure as per Ind AS 115 'Revenue from Contracts with Customers'.

# Bank deposits against designated accounts for consultancy work.

## In the FY 2018-19, the Company issued 'GoI fully serviced bonds' for an amount of ₹ 3487.50 crore for raising of Extra Budgetary Resources (EBR) for GoI scheme of Power System Development Fund (PSDF) in terms of letter No: 7/1/2018-OM dated 21st January, 2019 of Ministry of Power, Govt. of India (GoI) for meeting accrued liabilities for creation of Capital Assets. The repayment of principal and the interest payment on such bonds shall be met by GoI. Out of the proceeds of bond issue, an amount of ₹ 62.87 Crore (Previous Year ₹3424.63 Crore) has been recognised as Grant in aid.

**Note 12/Other non-current Assets**

(Unsecured considered good unless otherwise stated)

(₹ in crore)

Particulars	As at 31st March, 2020	As at 31st March, 2019
<b>Advances for Capital Expenditure</b>		
Unsecured		
a. Against bank guarantees	<b>671.05</b>	1160.62
b. Others	<b>84.93</b>	35.05
Unsecured considered doubtful	<b>1.19</b>	1.25
	<b>757.17</b>	1196.92
Less: Provision for bad & doubtful Advances	<b>1.19</b>	1.25
	<b>755.98</b>	1195.67
<b>Advances other than for Capital Expenditure</b>		
Security Deposits	<b>19.78</b>	15.14
Deferred Employee Cost	<b>61.05</b>	52.66
Deferred Foreign currency Fluctuation Asset	<b>5247.96</b>	3675.22
Advances recoverable in kind or for value to be received		
Employees	<b>2.77</b>	6.76
Balance with Customs Port Trust and other authorities	<b>25.12</b>	27.56
Advance tax and Tax deducted at source #	<b>7.10</b>	80.74
Other Taxes	<b>1.67</b>	0.33
Others*	<b>204.30</b>	154.75
	<b>240.96</b>	270.14
Considered doubtful	<b>0.91</b>	2.90
	<b>241.87</b>	273.04
Less: Provision for doubtful Advances	<b>0.91</b>	2.90
	<b>240.96</b>	270.14
<b>TOTAL</b>	<b>6325.73</b>	<b>5208.83</b>

**Further notes:**

\*Others include amount recoverable from Customers &amp; State Governments, insurance claims etc.

# Net of Current Tax Liabilities - Note 33.

**Note 13/Inventories**

(₹ in crore)

Particulars	As at 31st March, 2020	As at 31st March, 2019
<b>(For mode of valuation refer Note 2.11)</b>		
Components, Spares & other spare parts	<b>1416.61</b>	1237.40
Loose tools	<b>23.59</b>	20.06
Consumable stores	<b>11.17</b>	12.50
	<b>1451.37</b>	1269.96
Less: Provision for Shortages/damages etc	<b>17.91</b>	22.71
<b>TOTAL</b>	<b>1433.46</b>	<b>1247.25</b>
<b>Inventories includes material in transit</b>		
Components, Spares & other spare parts	<b>0.23</b>	10.34

**Note 14/Trade receivables**

(₹ in crore)

Particulars	As at 31 <sup>st</sup> March, 2020	As at 31 <sup>st</sup> March, 2019
<b>Trade receivables - Unsecured</b>		
Considered good	<b>5031.81</b>	4698.97
Considered Doubtful	<b>317.70</b>	339.32
	<b>5349.51</b>	5038.29
Receivable from related parties - Unsecured *		
Considered good	<b>8.90</b>	29.17
	<b>5358.41</b>	5067.46
Less: Provision for doubtful trade receivables	<b>317.70</b>	339.36
<b>TOTAL</b>	<b>5040.71</b>	<b>4728.10</b>

**Further notes:**

\*Details of trade receivables from related parties are provided in Note 58.

Refer Note 47 for disclosure as per Ind AS 115 'Revenue from Contracts with Customers'.

Based on arrangements between the Company, banks and beneficiaries, the bills of the beneficiaries have been discounted. Accordingly, trade receivables have been disclosed net off bills discounted amounting to ₹1030.24 crore (Previous Year Nil). Refer Note 61 for details.

**Note 15/Cash and Cash Equivalents**

(₹ in crore)

Particulars	As at 31 <sup>st</sup> March, 2020	As at 31 <sup>st</sup> March, 2019
<b>Balance with banks-</b>		
- In Current accounts	<b>147.71</b>	146.91
- In designated Current accounts (For Consultancy clients and others)	<b>433.90</b>	205.61
In term deposits (with maturity less than 3 months)*	<b>4258.48</b>	3265.40
Drafts/Cheques in hand/Remittances in transit	<b>0.02</b>	29.80
Others (Stamps and Imprest)	<b>0.01</b>	0.01
<b>Total</b>	<b>4840.12</b>	<b>3647.73</b>

**Further notes:**

\*Term deposit includes ₹ 4224.95 crore (Previous Year ₹ 3265.40 crore) for Consultancy clients and others.

**Note 16/ Bank Balances other than Cash & cash equivalents**

(₹ in crore)

Particulars	As at 31 <sup>st</sup> March, 2020	As at 31 <sup>st</sup> March, 2019
Earmarked balance with banks*	<b>21.35</b>	20.18
In Term Deposits having maturity over 3 months but upto 12 months (For Consultancy clients and others)	<b>577.50</b>	668.74
<b>TOTAL</b>	<b>598.85</b>	<b>688.92</b>

**Further notes:**

\*Earmarked balance with Bank includes unpaid dividend and refund of FPO proceeds

**Note 17/Loans**

(₹ in crore)

Particulars	As at 31 <sup>st</sup> March, 2020	As at 31 <sup>st</sup> March, 2019
<b>Loans to Related Parties**</b>		
Loans to Joint Venture - Unsecured	77.12	77.12
Loan to Directors & Key Managerial Personnel (KMP)		
Secured #	0.01	-
Unsecured Considered good	0.03	0.08
	77.16	77.20
<b>Loans to Employees (including interest accrued)</b>		
Secured #	35.64	23.60
Unsecured Considered good	39.57	30.19
	75.21	53.79
<b>TOTAL</b>	<b>152.37</b>	<b>130.99</b>

**Further notes:**

\*\* Details of loans to related parties is provided in Note 58.

# House building loans and conveyance advance to Directors, KMP and Employees are secured against the mortgage of the house properties or hypothecation of vehicles for which such loans have been given in line with the policies of the Company.

**Note 18/Other Current Financial Assets**

(Unsecured considered good unless otherwise stated)

(₹ in crore)

Particulars	As at 31 <sup>st</sup> March, 2020	As at 31 <sup>st</sup> March, 2019
Lease Receivables	48.28	46.33
Unbilled Revenue*	5351.17	6307.82
Less: Provision for Unbilled revenue	18.92	18.92
	5332.25	6288.90
<b>Interest accrued but not due</b>		
Interest accrued on Term/Fixed Deposits	10.44	2.62
Interest accrued on Loan to JVs	1.17	1.62
Interest accrued on Others **	41.54	38.57
	53.15	42.81
Advances to/Recoverable from Related Parties #	3.04	33.83
Others ##		
Considered Good	381.68	469.17
<b>Total</b>	<b>5818.40</b>	<b>6881.04</b>

**Further notes:**

\* Unbilled revenue includes transmission charges for the month of March in the financial year amounting to ₹4063.20crore (Previous Year ₹ 3296.44 crore) billed to beneficiaries in the month of April of subsequent financial year. Further refer note no 47 for disclosure as per Ind AS 115 'Revenue from Contracts with Customers'.

\*\* Interest accrued on Others includes accrued interest on recoverable for GOI fully serviced bonds, advance to contractors.

# Details of advances to related parties are provided in Note 58.

## Others include:-

- (a) an amount of ₹ 30.85 crore (Previous Year ₹ 30.85 crore) recoverable from M/s Delhi Transco Limited towards transfer of 1.167 hectare (Previous Year 1.167 hectare) land at Tughlaqabad Sub-station pending completion of legal formalities for transfer of title.
- (b) amount recoverable from Customers, Advance rent for Residential and Office accommodation, Other advance etc.

# ANNUAL REPORT 2019-20

## Note 19/Other Current Assets

(Unsecured considered good unless otherwise stated)

(₹ in crore)

Particulars	As at 31 <sup>st</sup> March, 2020	As at 31 <sup>st</sup> March, 2019
<b>Advances other than for Capital Expenditure</b>		
<b>Advances recoverable in kind or for value to be received</b>		
Contractors & Suppliers	3.29	14.22
Employees	24.77	15.18
Balance with Customs Port Trust and other authorities	58.22	125.77
Claims recoverable	0.54	0.54
	<b>86.82</b>	<b>155.71</b>
<b>Others*</b>		
Considered Good	141.20	182.15
Considered Doubtful	0.01	0.01
	<b>141.21</b>	<b>182.16</b>
Less: Provision for Doubtful Advances	0.01	0.01
	<b>141.20</b>	<b>182.15</b>
<b>Total</b>	<b>228.02</b>	<b>337.86</b>

### Further notes:

\*Others include advance given for CSR activities, prepaid expenses and input tax credit - GST.

## Note 20/Regulatory Deferral Account Balances

(₹ in crore)

Particulars	As at 31 <sup>st</sup> March, 2020	As at 31 <sup>st</sup> March, 2019
<b>Assets</b>		
Deferred assets for deferred tax liability	8814.19	7516.50
Foreign Currency Fluctuation	1174.71	432.61
Employee Benefits Expense	134.16	134.16
<b>TOTAL</b>	<b>10123.06</b>	<b>8083.27</b>

### Further Note:

Refer to note no 53 for detailed disclosure on Regulatory Deferral Account Balances.

## Note 21/Equity Share capital

(₹ in crore)

Particulars	As at 31 <sup>st</sup> March, 2020	As at 31 <sup>st</sup> March, 2019
<b>Equity Share Capital</b>		
<b>Authorised</b>		
10,00,00,00,000 (Previous Year 10,00,00,00,000) equity shares of ₹10/- each at par	10000.00	10000.00
<b>Issued, subscribed and paid up</b>		
5,23,15,89,648 (Previous Year 5,23,15,89,648) equity shares of ₹10/-each at par fully paid up	5231.59	5231.59

### Further Notes:

1) Reconciliation of number and amount of share capital outstanding at the beginning and at the end of the reporting period

Particulars	As at 31 <sup>st</sup> March, 2020		As at 31 <sup>st</sup> March, 2019	
	No. of Shares	Amount (₹ in crore)	No. of Shares	Amount (₹ in crore)
Shares outstanding at the beginning of the year	5231589648	5231.59	5231589648	5231.59
Additions during the year	-	-	-	-
Deduction during the year	-	-	-	-
Shares outstanding at the end of the year	5231589648	5231.59	5231589648	5231.59

**Note 21/Equity Share capital** (Contd.)

- 2) The Company has only one class of equity shares having a par value of ₹10/- per share.
- 3) The holders of equity shares are entitled to receive dividends as declared from time to time and to voting rights proportionate to their shareholding at meetings of the Shareholders.
- 4) Shareholders holding more than 5% equity shares of the Company

Particulars	As at 31 <sup>st</sup> March, 2020		As at 31 <sup>st</sup> March, 2019	
	No. of Shares	% of holding	No. of Shares	% of holding
Government of India	2685872408	51.34	2896495942	55.37
Life Insurance Corporation of India	274430207	5.25	335385684	6.41

**Note 22/Other Equity**

(₹ in crore)

Particulars	As at 31 <sup>st</sup> March, 2020	As at 31 <sup>st</sup> March, 2019
<b>Reserves and Surplus</b>		
Securities Premium	9578.29	9578.29
Bonds Redemption Reserve	8696.91	9942.79
Self Insurance Reserve	832.09	893.37
Corporate Social Responsibility (CSR) Activity Reserve	-	114.54
General Reserve	36905.49	31454.07
Retained Earnings	3423.64	1797.05
Other Reserves		
Other Comprehensive Income Reserve	27.34	76.69
<b>Total</b>	<b>59463.76</b>	<b>53856.80</b>

**22.1 Securities Premium**

(₹ in crore)

Particulars	As at 31 <sup>st</sup> March, 2020	As at 31 <sup>st</sup> March, 2019
Balance at the beginning of the year	9578.29	9578.29
Addition during the year	-	-
Deduction during the year	-	-
<b>Balance at the end of the year</b>	<b>9578.29</b>	<b>9578.29</b>

Securities premium is used to record the premium on issue of shares/securities. This amount is utilised in accordance with the provision of the Companies Act, 2013.

**22.2 Bonds Redemption Reserve**

(₹ in crore)

Particulars	As at 31 <sup>st</sup> March, 2020	As at 31 <sup>st</sup> March, 2019
Balance at the beginning of the year	9942.79	9187.58
Addition during the year	439.88	2058.20
Deduction during the year	1685.76	1302.99
<b>Balance at the end of the year</b>	<b>8696.91</b>	<b>9942.79</b>

Bonds Redemption Reserve is created for the purpose of redemption of debentures in term of the Companies Act, 2013. As per the Companies (Share Capital and Debentures) rule 2014, listed companies are not required to create Bonds Redemption Reserve w.e.f. 16.08.2019.

**22.3 Self Insurance Reserve**

(₹ in crore)

Particulars	As at 31 <sup>st</sup> March, 2020	As at 31 <sup>st</sup> March, 2019
Balance at the beginning of the year	893.37	737.60
Addition during the year	275.60	257.69
Deduction during the year	336.88	101.92
<b>Balance at the end of the year</b>	<b>832.09</b>	<b>893.37</b>

Self-Insurance Reserve is created @ 0.12% p.a. (0.12% p.a. in previous year) on the Gross Block of Property, Plant & Equipments (except ROU Assets) not covered under insurance as at the end of the year to meet future losses which may arise from un-insured risks and for procurement of towers and other transmission line materials including strengthening of towers and equipments of AC sub-station to take care of future contingencies.

**Note 22/Other Equity (Contd.)****22.4 Corporate Social Responsibility (CSR) Activity Reserve**

(₹ in crore)

Particulars	As at 31 <sup>st</sup> March, 2020	As at 31 <sup>st</sup> March, 2019
Balance at the beginning of the year	<b>114.54</b>	123.33
Addition during the year	-	-
Deduction during the year	<b>114.54</b>	8.79
<b>Balance at the end of the year</b>	<b>-</b>	<b>114.54</b>

Corporate Social Responsibility Reserve is created to the extent of shortfall in the actual expenditure in any year vis-à-vis the amount stipulated as per the Companies Act, 2013.

**22.5 General Reserve**

(₹ in crore)

Particulars	As at 31 <sup>st</sup> March, 2020	As at 31 <sup>st</sup> March, 2019
Balance at the beginning of the year	<b>31454.07</b>	26988.99
Add/(Less): Ind AS 115 Adjustments	-	104.37
	<b>31454.07</b>	27093.36
Addition during the year	<b>5451.42</b>	4360.71
Deduction during the year	-	-
<b>Balance at the end of the year</b>	<b>36905.49</b>	<b>31454.07</b>

General Reserve is retained earnings of the company which are kept aside out of company's profits. It is a free reserve which can be utilized to meet any unknown future contingencies and to pay dividends to shareholders.

**22.6 Retained Earnings**

(₹ in crore)

Particulars	As at 31 <sup>st</sup> March, 2020	As at 31 <sup>st</sup> March, 2019
Balance at the beginning of the year	<b>1797.05</b>	2487.77
Add: Additions		
Net Profit for the period	<b>11059.40</b>	10033.52
Items of other comprehensive income recognised directly in surplus balance		
- Remeasurements of post employment benefit obligations	<b>(54.67)</b>	(2.19)
Transfer from Bond Redemption Reserve	<b>1685.76</b>	1302.99
Other Adjustments	<b>(4.42)</b>	(3.78)
Less: Appropriations		
General Reserve	<b>5000.00</b>	4250.00
Bonds Redemption Reserve	<b>439.88</b>	2058.20
Self Insurance Reserve	<b>275.60</b>	257.69
Interim dividend paid	<b>3118.02</b>	3050.02
Tax on Interim dividend	<b>637.94</b>	627.58
Final Dividend (refer note 62(b))	<b>1307.90</b>	1464.85
Tax on Final Dividend	<b>280.14</b>	312.92
<b>Balance at the end of the year</b>	<b>3423.64</b>	<b>1797.05</b>

**22.7 Other Comprehensive Income Reserve**

(₹ in crore)

Particulars	As at 31 <sup>st</sup> March, 2020	As at 31 <sup>st</sup> March, 2019
Balance at the beginning of the year	<b>76.69</b>	90.84
Addition during the year	<b>(49.35)</b>	(14.15)
<b>Balance at the end of the year</b>	<b>27.34</b>	<b>76.69</b>

Other Comprehensive Income Reserve is created from increase/decrease in valuation of Non Current Investments in Equity instruments classified as fair valued through Other Comprehensive Income (FVOCI).

**Note 23/ Borrowings**

(₹ in crore)

Particulars	As at 31 <sup>st</sup> March, 2020	As at 31 <sup>st</sup> March, 2019
<b>A) BONDS</b>		
<b>A1) Secured (Taxable, Redeemable, Non-Cumulative, Non-Convertible)</b>		
<b>A1.1</b>		
i) Bonds of ₹10 Lakh each		
<b>LV Issue-7.55% Redeemable at par on 21.09.2031</b>	<b>1238.93</b>	1238.92
<b>LX Issue-7.20% Redeemable at par on 09.08.2027</b>	<b>3059.80</b>	3059.78
<b>LIX Issue-7.30% Redeemable at par on 19.06.2027</b>	<b>3069.80</b>	3069.78
<b>XXXIX Issue-9.40% redeemable at par on 29.03.2027</b>	<b>1799.87</b>	1799.86
<b>LVIII Issue-7.89% redeemable at par on 09.03.2027</b>	<b>2059.45</b>	2059.44
<b>XXXVIII Issue-9.25% redeemable at par on 09.03.2027</b>	<b>854.73</b>	854.72
<b>LVI Issue-7.36% redeemable at par on 18.10.2026</b>	<b>1064.12</b>	1064.10
<b>LXII Issue-8.36% Redeemable at par in 05 (five) equal installments w.e.f. 07.01.2025</b>	<b>1999.78</b>	1999.75
<b>XLII Issue-8.80% redeemable at par on 13.03.2023</b>	<b>1989.55</b>	1989.52
<b>LVII Issue-7.20% redeemable at par on 21.12.2021</b>	<b>2118.85</b>	2118.79
ii) Bonds of ₹30 Lakh each consisting of 3 STRPPs of ₹10 lakh each redeemable at par in 3 (Three) equal installments on 15.07.2021, 15.07.2026 and 15.07.2031		
<b>LIV Issue-7.97% Redeemable w.e.f. 15.07.2021</b>	<b>2997.95</b>	2997.93
iii) Bonds of ₹30 Lakh each consisting of 3 STRPPs of ₹10 lakh each redeemable at par in 3 (Three) equal installments on 23.12.2020, 23.12.2025 and 23.12.2030		
<b>LII Issue-8.32% redeemable w.e.f. 23.12.2020</b>	<b>931.05</b>	1396.95
iv) Bonds of ₹1.20 crore each consisting of 12 STRPPs of ₹10 lakh each redeemable at par in 12 (Twelve) equal installments		
<b>LIII Issue-8.13% Redeemable w.e.f. 25.04.2020</b>	<b>3663.08</b>	3995.76
v) Bonds of ₹30 Lakh each consisting of 3 STRPPs of ₹10 lakh each redeemable at par in 3 (Three) equal installments on 09.03.2020, 09.03.2025 and 09.03.2030		
<b>XLIX Issue-8.15% redeemable w.e.f. 09.03.2020</b>	<b>869.70</b>	869.63
vi) Bonds of ₹ 0.10 crore each redeemable at par at the end of 5th year		
2900 Bonds-8.90% redeemable on 10.06.2020	-	290.00
vii) Bonds of ₹40 Lakh each consisting of 4 STRPPs of ₹10 lakh each redeemable at par in 4 (Four) equal installments on 23.01.2020, 23.01.2022, 23.01.2025 and 23.01.2030		
<b>XLVIII Issue-8.20% redeemable w.e.f. 23.01.2020</b>	<b>1934.07</b>	1933.70
viii) Bonds of ₹1.20 crore each consisting of 12 STRPPs of ₹10 lakh each redeemable at par in 12 (Twelve) equal installments		
<b>LI Issue-8.40% redeemable w.e.f. 14.09.2019</b>	<b>2497.56</b>	2747.80
ix) Bonds of ₹30 Lakh each consisting of 3 STRPPs of ₹10 lakh each redeemable at par in 3 (Three) equal installments on 04.09.2019, 04.09.2024 and 04.09.2029		
<b>XLVI Issue-9.30% redeemable w.e.f. 04.09.2019</b>	<b>2905.01</b>	2903.53
x) Bonds of ₹1.20 crore each consisting of 12 STRPPs of ₹10 lakh each redeemable at par in 12 (Twelve) equal installments		
<b>L Issue-8.40% redeemable w.e.f. 27.05.2019</b>	<b>2438.94</b>	2682.75
xi) Bonds of ₹1.20 crore each consisting of 12 STRPPs of ₹10 lakh each redeemable at par in 12 (Twelve) equal installments		
<b>XLVII Issue-8.93% redeemable w.e.f. 20.10.2018</b>	<b>1977.76</b>	2197.98
xii) Bonds of ₹30 Lakh each redeemable at par in 3 equal instalments on 15.07.2018, 15.07.2023 and 15.07.2028		
<b>XLIV Issue-8.70% redeemable w.e.f. 15.07.2018</b>	<b>2641.91</b>	2641.89
xiii) Bonds of ₹1.2 crores each consisting of 12 STRPPs of ₹10 lakhs each redeemable at par in 12 (Twelve) equal annual instalments		
<b>XLV Issue-9.65% redeemable w.e.f. 28.02.2018</b>	<b>1332.72</b>	1499.14
<b>XLIII Issue-7.93% redeemable w.e.f. 20.05.2017</b>	<b>2083.07</b>	2343.46



# ANNUAL REPORT 2019-20

## Note 23/ Borrowings (Contd.)

(₹ in crore)

Particulars	As at 31 <sup>st</sup> March, 2020	As at 31 <sup>st</sup> March, 2019
xiv) Bonds of ₹1.5 crores each consisting of 12 STRPPs of ₹ 12.50 Lakhs each redeemable at par in 12 (Twelve) equal annual instalments. <b>XLI Issue-8.85% redeemable w.e.f. 19.10.2016</b>	<b>1656.31</b>	1892.95
xv) Bonds of ₹1.50 crores each, consisting of 15 STRPPs of ₹10.00 Lakhs each redeemable at par in 15 (Fifteen) equal annual instalments <b>XXXVI Issue- 9.35% redeemable w.e.f. 29.08.2016</b>	<b>2057.72</b>	2263.49
xvi) Bonds of ₹1.5 crores each consisting of 12 STRPPs of ₹12.50 Lakhs each redeemable at par in 12 (Twelve) equal annual instalments. <b>XL Issue-9.30% redeemable w.e.f. 28.06.2016</b>	<b>2329.81</b>	2662.67
<b>XXXVII Issue- 9.25% redeemable w.e.f 26.12.2015</b>	<b>996.55</b>	1162.66
<b>XXXV Issue- 9.64% redeemable w.e.f 31.05.2015</b>	<b>978.02</b>	1141.04
<b>XXXIV Issue- 8.84% redeemable w.e.f 21.10.2014</b>	<b>1451.49</b>	1741.84
<b>XXXIII Issue- 8.64% redeemable w.e.f 08.07.2014</b>	<b>1198.96</b>	1438.78
<b>XXXII Issue- 8.84% redeemable w.e.f 29.03.2014</b>	<b>344.97</b>	431.21
<b>XXXI Issue- 8.90% redeemable w.e.f 25.02.2014</b>	<b>682.20</b>	852.77
<b>XXX Issue- 8.80% redeemable w.e.f 29.09.2013</b>	<b>776.58</b>	970.77
<b>XXIX Issue- 9.20% redeemable w.e.f 12.03.2013</b>	<b>324.27</b>	432.37
<b>XXVIII Issue- 9.33% redeemable w.e.f 15.12.2012</b>	<b>599.30</b>	799.13
<b>XXVII Issue- 9.47% redeemable w.e.f 31.03.2012</b>	<b>117.45</b>	176.18
<b>XXVI Issue- 9.30% redeemable w.e.f 07.03.2012</b>	<b>166.43</b>	249.66
<b>XXV Issue- 10.10% redeemable w.e.f 12.06.2011</b>	<b>177.29</b>	265.97
<b>XXIV Issue- 9.95% redeemable w.e.f 26.03.2011</b>	<b>66.61</b>	133.23
<b>XXIII Issue- 9.25% redeemable w.e.f 09.02.2011</b>	<b>25.60</b>	51.21
<b>XXII Issue- 8.68% redeemable w.e.f 07.12.2010</b>	<b>57.41</b>	114.86
<b>XXI Issue- 8.73% redeemable w.e.f 11.10.2010</b>	<b>42.42</b>	84.88
<b>XX Issue- 8.93% redeemable w.e.f 07.09.2010</b>	<b>124.76</b>	249.65
<b>XIX Issue- 9.25% redeemable w.e.f 24.07.2010</b>	<b>41.18</b>	82.39
<b>XVIII Issue- 8.15% redeemable w.e.f 09.03.2010</b>	-	83.22
	<b>59743.03</b>	<b>65036.11</b>
<b>A2) Unsecured</b>		
<b>A2.1 Redeemable Domestic Loan</b>		
i) Bonds of ₹10 Lakh each <b>LXVI Issue-7.38% Redeemable at par on 12.04.2030</b>	<b>499.75</b>	-
ii) Bonds of ₹50 Lakhs each consisting of 05 STRPPs of ₹10.00 Lakhs each redeemable at par in 05 (Five) equal annual instalments. <b>LXI Issue-7.74% redeemable w.e.f. 12.12.2028</b>	<b>2999.78</b>	2999.77
iii) Bonds of ₹10 Lakhs each consisting of 03 STRPPs of ₹ 3.00 Lakhs, ₹ 3.00 Lakhs & ₹ 4.00 Lakhs each redeemable at par in 03 (Three) equal annual instalments. <b>LXIV Issue-7.49% redeemable w.e.f. 25.10.2024</b>	<b>2519.76</b>	-
iv) Bonds of ₹ 30 Lakhs each consisting of 03 STRPPs of ₹10.00 Lakhs each redeemable at par in 03 (Three) equal annual instalments. <b>LXIII Issue-7.34% redeemable w.e.f. 15.07.2024</b>	<b>1799.76</b>	-
v) Bonds of ₹10 Lakh each <b>LXV Issue-6.35% Redeemable at par on 14.04.2023</b>	<b>199.91</b>	-
<b>A2.2 Redeemable Foreign Currency Bonds</b>		
<b>3.875% Foreign Currency Bonds to be redeemed at par on 17.01.2023</b>	<b>3788.75</b>	3470.63
	<b>11807.71</b>	<b>6470.40</b>
<b>Total (A)</b>	<b>71550.74</b>	<b>71506.51</b>

**Note 23/ Borrowings (Contd.)**

(₹ in crore)

Particulars	As at 31 <sup>st</sup> March, 2020	As at 31 <sup>st</sup> March, 2019
<b>B) Term loans</b>		
<b>From Banks</b>		
<b>Secured</b>		
Foreign Currency Loans (Guaranted by Government of India (GOI))	<b>25800.30</b>	24891.44
Other Foreign Currency Loans	<b>6705.41</b>	3401.76
Rupee Loans	<b>10730.00</b>	12184.00
	<b>43235.71</b>	<b>40477.20</b>
<b>Unsecured</b>		
Foreign Currency Loans (Guaranted by GOI)	<b>3607.10</b>	3657.84
Other Foreign Currency Loans	<b>3104.16</b>	3135.96
Rupee Loans	<b>13923.40</b>	12552.00
	<b>20634.66</b>	19345.80
<b>Total (B)</b>	<b>63870.37</b>	<b>59823.00</b>
<b>TOTAL (A to B)</b>	<b>135421.11</b>	<b>131329.51</b>

**Further notes:**
**Details of terms of repayment and rate of interest**

- Secured Foreign Currency Loans (Guaranteed by GoI) carry floating rate of interest linked to 6M LIBOR. These loans are repayable in semi annual installments, as per terms of the respective loan agreement, commencing after moratorium period of 3 to 5 years except for one loan ₹374.16 Crore (Previous year ₹342.93 Crore) which carry fixed rate of interest of 0.25% p.a.
- Secured other Foreign Currency Loans carry floating rate of interest linked to 6M (LIBOR /EURIBOR/STIBOR) .These loans are repayable in semi annual installments, as per terms of the respective loan agreements, commencing after moratorium period of 3 to 5 years .
- Secured Rupee loan from banks carry floating rate of interest linked to 3M MCLR . These loans are repayable in semi annual installments, as per terms of the respective loan agreements, commencing after moratorium period of 5 years.
- Unsecured Foreign Currency Loans (Guaranteed by GoI) carry fixed rate of interest ranging from 1.63% p.a. to 2.30% p.a. These loans are repayable in semi annual installments as per terms of the respective loan agreements.
- Unsecured Foreign Currency Loans carry floating rate of interest linked to 6M (STIBOR/EURIBOR). These loans are repayable in semi annual installments as per terms of the respective loan agreements, commencing after moratorium period as per terms of the respective loan agreements.
- Unsecured Foreign Currency Loans carry floating rate of interest linked to 6M JPYLIBOR. This loan is repayable in five equal annual installments as per the terms of the loan agreement.
- Unsecured Rupee loan from bank carry floating rate of interest linked to 3 months MCLR. These loans are repayable in semi annual installments, as per terms of the respective loan agreements, commencing after moratorium period as per terms of the respective loan agreements .
- There has been no default in repayment of loans or payment of interest thereon as at the end of the year

**Details of Securities**

- Domestic Bonds are Secured by way of Registered Bond Trust Deed ranking pari passu on immovable property situated at Mouje Ambheti Taluka Kaparada in district Valsad Gujarat and floating charge on the assets of the company.
- Secured Foreign Currency Loans (Guaranteed by GoI) are secured by pari passu interest in the lien created on the assets as security for the debts.
- Secured Other Foreign Currency Loans and Rupee Loans are secured by the way of
  - pari passu charge on the assets of the company except investments, land and building, roads and bridges, water supply, drainage and sewerage and current assets or
  - pari passu charge on the assets of the company except investments and current assets or
  - floating charge on the immovable properties of the company. as per the terms of respective loan agreements.

**Note 24/Other Non-current financial liabilities**

(₹ in crore)

Particulars	As at 31 <sup>st</sup> March, 2020	As at 31 <sup>st</sup> March, 2019
Deposits/Retention money from contractors and others	22.34	507.03
Govt. of India fully serviced bonds *	3487.50	3487.50
Lease Liabilities#	13.29	-
<b>Total</b>	<b>3523.13</b>	<b>3994.53</b>

**Further Notes:**

Disclosure with regard to Micro and Small enterprises as required under "The Micro, Small and Medium Enterprises Development Act, 2006" is given in Note No 50.

\* Govt of India fully serviced bonds issued @ 8.24% redeemable at par on 14.02.2029. Refer Note 11 for details.

# Refer note no 51 for disclosure on Lease Liabilities as per Ind AS 116 – "Leases".

**Note 25/ Provisions**

(₹ in crore)

Particulars	As at 31 <sup>st</sup> March, 2020	As at 31 <sup>st</sup> March, 2019
Employee Benefits		
As per last balance sheet	368.15	716.87
Additions/(adjustments) during the year	56.56	(348.72)
Closing Balance	424.71	368.15

**Further Notes:**

Provision is created for the purpose of leave encashment, Settlement Allowance, Long Service Award and other benefits. Refer Note 66 for detailed disclosure related to Employee Benefit Obligations.

**Note 26/ Deferred tax liabilities (Net)**

(₹ in crore)

Particulars	As at 31 <sup>st</sup> March, 2020	As at 31 <sup>st</sup> March, 2019
<b>A. Deferred Tax Liability</b>		
Difference in book depreciation and tax depreciation	20961.12	17606.33
Finance lease assets	76.96	83.23
Others	43.15	37.60
Share of undistributed dividends in Joint Ventures	-	69.79
<b>Deferred Tax Liability (A)</b>	<b>21081.23</b>	<b>17796.95</b>
<b>B. Deferred Tax Assets</b>		
Income during Construction Period	24.88	20.95
Self Insurance Reserve	-	-
Provisions allowable on payment basis	467.85	481.93
Advance Against Depreciation	409.12	462.47
Unused Tax Losses	917.94	668.65
MAT Credit Entitlement	7906.46	6043.80
Others	126.20	100.67
<b>Deferred Tax Assets (B)</b>	<b>9852.45</b>	<b>7778.47</b>
<b>Deferred Tax Liability (Net) (A-B)</b>	<b>11228.78</b>	<b>10018.48</b>

**Note 26/ Deferred tax liabilities (Net) (Contd.)**
**Further Notes:**
Movement in Deferred Tax Liabilities

(₹ in Crore)

Particulars	Property Plant and Equipment	Finance Leased Assets	Others	Undistributed Dividend in JVs	Total
<b>As at 01.04.2018</b>	<b>14398.61</b>	<b>88.37</b>	<b>48.27</b>	<b>58.82</b>	<b>14594.07</b>
Charged/(credited) to profit or loss	3207.72	(5.14)	(10.67)	10.97	3202.88
<b>As at 31.03.2019</b>	<b>17606.33</b>	<b>83.23</b>	<b>37.60</b>	<b>69.79</b>	<b>17796.95</b>
Charged/(credited) to profit or loss	3354.79	(6.27)	5.55	(69.79)	3284.28
<b>As at 31.03.2020</b>	<b>20961.12</b>	<b>76.96</b>	<b>43.15</b>	<b>-</b>	<b>21081.23</b>

a) A charge of ₹ 1210.30 crore (Previous year credit of ₹ 3454.37crore) has been made in the Statement of Profit &amp; Loss.

Movement in Deferred Tax Asset

(₹ in Crore)

Particulars	Property Plant & Equipment- Income during construction period	Self-insurance reserve	Provisions allowable on payment basis	Advance against depreciation	MAT Credit	Others	Total
<b>As at 01.04.2018</b>	<b>16.78</b>	<b>8.11</b>	<b>215.92</b>	<b>525.59</b>	<b>30.15</b>	<b>324.67</b>	<b>1121.22</b>
Charged/(credited) to profit or loss	4.17	(8.11)	266.01	(63.12)	6013.65	444.65	6657.25
<b>As at 31.03.2019</b>	<b>20.95</b>	<b>-</b>	<b>481.93</b>	<b>462.47</b>	<b>6043.80</b>	<b>769.32</b>	<b>7778.47</b>
Charged/(credited) to profit or loss	3.93	-	(14.08)	(53.35)	1862.66	274.82	2073.98
<b>As at 31.03.2020</b>	<b>24.88</b>	<b>-</b>	<b>467.85</b>	<b>409.12</b>	<b>7906.46</b>	<b>1044.14</b>	<b>9852.45</b>

Amount taken to Statement of Profit and Loss

(₹ in Crore)

Particulars	For the year ended 31.03.2020	For the year ended 31.03.2019
Increase/ (Decrease) in Deferred Tax Liabilities	<b>3284.28</b>	3202.88
Decrease / (Increase) in Deferred Tax Assets	<b>(2073.98)</b>	(6657.25)
<b>Total</b>	<b>1210.30</b>	<b>(3454.37)</b>

c) In the opinion of the management, it is probable that future economic benefits will flow to the group in the form of availability of set off against future income tax liability by recognizing MAT credit as follows:

Future taxable profits will be adjusted against (a) tax holiday u/s 80-IA of Income Tax Act, 1961 for the projects commissioned upto 31st March, 2017 (b) initial depreciation on the assets to be commissioned in future and (c) regular income tax depreciation u/s 32 of Income Tax Act, 1961 and thereafter tax amount will be set off against MAT credit to the extent of ₹1862.66crore (Previous Year ₹6013.65crore). Hence, the same has been recognised as Deferred Tax Assets during the year.

d) MAT credit available to the group in future but not recognised in the books:

(₹ in Crore)

For the Financial Year	As at 31.03.2020	Expiry Date	As at 31.03.2019	Expiry Date
2015-16	<b>1421.20</b>	<b>31.03.2026</b>	1421.20	31.03.2026
2014-15	<b>1281.23</b>	<b>31.03.2025</b>	1281.23	31.03.2025
2013-14	<b>1085.14</b>	<b>31.03.2024</b>	1085.14	31.03.2024
2012-13	<b>1071.31</b>	<b>31.03.2023</b>	1071.31	31.03.2023
2011-12	<b>239.01</b>	<b>31.03.2022</b>	239.01	31.03.2022
2010-11	<b>9.36</b>	<b>31.03.2021</b>	9.36	31.03.2021
2008-09	-	<b>31.03.2019</b>	277.91	31.03.2019

**Note 27/Other non-current liabilities**

(₹ in crore)

Particulars	As at 31 <sup>st</sup> March, 2020	As at 31 <sup>st</sup> March, 2019
Advance from customers (Consultancy/Telecom services) \$	233.51	359.04
Others*	129.03	127.53
<b>Total</b>	<b>362.54</b>	<b>486.57</b>

**Further Notes:**

\$ Refer Note 47 for disclosure as per Ind AS 115 'Revenue from Contracts with Customers'.

\*Others includes amount payable to Customers upon recovery.

**Note 28/Borrowings**

(₹ in crore)

Particulars	As at 31 <sup>st</sup> March, 2020	As at 31 <sup>st</sup> March, 2019
Short Term - Unsecured		
From Banks	-	1300.00
Commercial Paper	3000.00	3000.00
<b>Total</b>	<b>3000.00</b>	<b>4300.00</b>

**Further Notes:**

1. Commercial Papers/short term loan are unsecured in nature, with rate of interest ranging from 5.08% to 6.93% (Previous Year from 6.63% to 8.20%) and repayable within 28 days to 90 days (Previous Year in 30 days to 90 days) from the date of drawl.
2. There has been no default in repayment of loans or payment of interest thereon as at the end of the year.

**Note 29/Trade payables**

(₹ in crore)

Particulars	As at 31 <sup>st</sup> March, 2020	As at 31 <sup>st</sup> March, 2019
For goods and services		
(A) total outstanding dues of micro enterprises and small enterprises	11.59	33.27
(B) total outstanding dues of creditors other than micro enterprises and small enterprises	214.95	331.86
<b>Total</b>	<b>226.54</b>	<b>365.13</b>

**Further Notes:**

Disclosure with regard to Micro and Small enterprises as required under " Division II of Schedule III of The Companies Act, 2013" and "The Micro, Small and Medium Enterprises Development Act, 2006" is given in Note No 50.

**Note 30/Other Current Financial Liabilities**

(₹ in crore)

Particulars	As at 31 <sup>st</sup> March, 2020	As at 31 <sup>st</sup> March, 2019
<b>Current maturities of long term borrowings</b>		
<b>Secured</b>		
Bonds	5297.96	6742.98
Rupee Term Loans	1454.00	1454.00
Foreign Currency Loans	2434.48	2098.85
	9186.44	10295.83
<b>Un-secured</b>		
Foreign Currency Loans	662.09	451.02
	9848.53	10746.85
<b>Interest accrued but not due on borrowings from</b>		
Foreign Banks & Financial Institutions	225.00	251.70
Secured/Unsecured redeemable Bonds #	3086.39	3160.52
	3311.39	3412.22
<b>Others</b>		
Dues for capital expenditure	1640.64	2597.66
Employee related liabilities	70.57	158.03
Unclaimed dividends & FPO*	15.95	13.37
Deposits/Retention money from contractors and others.	4603.44	4723.65
Related parties**	2.78	2.69
Dividend Payable	5.40	6.81
Lease Liabilities##	3.74	-
Others ###	2281.71	1698.40
	8624.23	9200.61
<b>Total</b>	21784.15	23359.68

**Further notes:**

Disclosure with regard to Micro and Small enterprises as required under "The Micro, Small and Medium Enterprises Development Act, 2006" is given in Note No 50.

# includes ₹ 36.90 Crore (Previous Year ₹ 36.22 Crore) interest accrued but not due on GoI fully serviced bonds.

\* No amount is due for payment to Investor Education and Protection Fund.

\*\*Details of amount payable to related parties are provided in Note 58.

## Refer note no 51 for disclosure on Lease Liabilities as per Ind AS 116 – "Leases".

### Others include liability for payment against Long Term Access (LTA), Short Term Open Access (STOA), ISTS License recovery, dead cheques, Price variation etc.

**Note 31/Other current liabilities**

(₹ in crore)

Particulars	As at 31 <sup>st</sup> March, 2020	As at 31 <sup>st</sup> March, 2019
Advances from customers *	4008.89	3500.58
Advances from customers - related parties #	79.27	80.42
Statutory dues	217.77	307.98
<b>Total</b>	4305.93	3888.98

**Further notes:**

\* Refer Note 47 for disclosure as per Ind AS 115 'Revenue from Contracts with Customers'.

#Details of amount payable to related party are provided in Note 58

## Note 32/Provisions

(₹ in crore)

Particulars	As at 31 <sup>st</sup> March, 2020	As at 31 <sup>st</sup> March, 2019
<b>A) Employee Benefits</b>		
<b>i) Performance related pay /special incentive</b>		
As per last balance sheet	444.50	163.33
Addition during the year	3148.03	444.50
Amount paid/adjusted during the year	3131.53	163.33
Closing Balance	461.00	444.50
<b>ii) Wage revision</b>		
As per last balance sheet	-	725.36
Additions/(adjustments) during the year	-	(725.36)
Closing Balance	-	-
<b>iii) Other Employee Benefits</b> (Leave Encashment, Settlement Allowance and Long Service Award etc.)		
As per last balance sheet	68.11	66.52
Additions/(adjustments) during the year	8.66	1.59
Closing Balance	76.77	68.11
<b>Total (A)</b>	<b>537.77</b>	<b>512.61</b>
<b>B) Others</b>		
<b>i) Downtime Service Credit-Telecom</b>		
As per last balance sheet	17.95	18.20
Additions during the year	4.25	5.49
Amounts adjusted during the year	10.84	5.74
Closing Balance	11.36	17.95
<b>ii) Provision Others</b>		
As per last balance sheet	170.58	86.19
Additions/(adjustments) during the year	22.33	84.39
Closing Balance	192.91	170.58
<b>Total (B)</b>	<b>204.27</b>	<b>188.53</b>
<b>Total (A+B)</b>	<b>742.04</b>	<b>701.14</b>

**Further Notes:****a) Employee Benefits**i) Performance Related Pay/Special Incentive:

Provision is created for Performance Related Pay to Executives and Non-Executives

ii) Wage Revision:

Pay revision of Executives and Non Executives was implemented during the FY 2018-19 and accordingly provision against wage revision was utilised/adjusted during the previous year.

iii) Other Employee Benefits:

Provision is created for the purpose of meeting out leave encashment, settlement allowance, long service award and POWERGRID Employee Family Rehabilitation Scheme.

**b) Others:**i) Downtime Service Credit –Telecom:

Provision is created in case when actual downtime is in excess of the permissible service level agreement, in such cases the necessary credit is passed on to the customer on demand.

However, in some case, the downtime is not claimed by the customer then in such cases necessary provision on account of downtime is made in the books of accounts as per the links availability reports received from National Telecom Control Centre (NTCC) for the period of non-operation of links given to the customers. The calculation of downtime credit is based on the SLA signed with various customers.

ii) Provision Others:

It includes provision for entry tax ₹147.69crore (Previous Year ₹138.39crore) as per demand raised by revenue authorities disputed by the company and are under litigation. An amount of ₹8.24crore (Previous Year ₹8.24crore) has been paid under court order and shown as "Balance with custom port trust and other authorities" in note no. 19.

Also includes provision of ₹0.46crore (Previous Year ₹Nil crore) towards demand raised by the commercial taxes department of Telangana in relation to absence of statutory form and other evidences on account of inter-state sale not covered by 'C' form. The company is in the process of preferring an appeal.

**Note 33/Current Tax Liabilities (Net)**

(₹ in crore)

Particulars	As at 31 <sup>st</sup> March, 2020	As at 31 <sup>st</sup> March, 2019
Taxation (Including interest on tax)		
As per last balance sheet	<b>6117.42</b>	5809.21
Additions during the year	<b>2665.27</b>	1873.49
Amount adjusted during the year	<b>2158.51</b>	1565.28
<b>Total</b>	<b>6624.18</b>	<b>6117.42</b>
Net off against Advance tax and TDS	<b>6601.26</b>	6117.42
<b>Closing Balance</b>	<b>22.92</b>	-

**Note 34/Deferred Revenue**

(₹ in crore)

Particulars	As at 31 <sup>st</sup> March, 2020	As at 31 <sup>st</sup> March, 2019
Advance against depreciation	<b>1170.80</b>	1323.45
Grants in aid (Refer Further Notes)		
As per last Balance Sheet	<b>4173.32</b>	559.56
Addition during the year	<b>233.94</b>	3684.53
Adjustments during the year	<b>260.25</b>	70.77
Closing balance	<b>4147.01</b>	4173.32
Deferred income from foreign currency fluctuation (Net)	<b>5598.21</b>	3960.26
<b>TOTAL</b>	<b>10916.02</b>	<b>9457.03</b>

**Further Notes:**

- Grant in Aid of ₹74.68crore (Previous Year ₹667.78crore) was received from Power System Development Fund (PSDF) under Ministry of Power (MoP), Govt. of India (GoI) for installation of STATCOM in ER (ERSS-XI) and SR (System Strengthening in SR-XXI). In addition to Grant received, an interest of ₹4.44crore (Previous Year ₹1.24crore) credited to the Grant.
- Grant in Aid of ₹30.27crore (Previous Year ₹17.85crore) was received from Power System Development Fund (PSDF) under MoP, GoI for establishment of Unified Real Time Dynamic State Measurement (URTDMS). In addition to Grant received, an interest of ₹1.41crore (Previous Year ₹6.95crore) credited to the Grant.
- Grant in Aid, of ₹122.89crore (Previous Year ₹94.70crore) including interest has been recognised, from Ministry of New & Renewable Energy (MNRE), GoI for establishment of transmission system associated with Ultra Mega Solar Parks in Andhra Pradesh, Karnataka, Madhya Pradesh, Rajasthan and Gujarat.
- Grant in Aid of ₹0.25crore (Previous Year ₹7.01crore) has been recognised under achievement linked/incentive award scheme for Government Sector by Ministry of New & Renewable Energy (MNRE), GoI for establishing solar roof top plants in various buildings of the company.
- Grant in Aid of ₹Nil crore (Previous Year ₹2889.00crore) was received from Power System Development Fund (PSDF) under MoP, GoI towards Transmission system associated with 'North East-Northern/Western Interconnector-I Project' and 'Transmission system for development of pooling station in Northern Part of West Bengal and transfer of power from Bhutan to NR/WR (BNC-Agra HVDC)'.



**Note 35/Revenue from operations**

(₹ in crore)

Particulars	For the year ended 31 <sup>st</sup> March, 2020	For the year ended 31 <sup>st</sup> March, 2019
<b>Sales of services</b>		
<b>Transmission Business</b>		
Transmission Charges	<b>35435.46</b>	33485.68
Add: Revenue recognised out of Advance Against Depreciation	<b>152.65</b>	180.64
	<b>35588.11</b>	33666.32
<b>Other Operating Revenue</b>		
Interest on differential Provisional and Final Tariff	<b>676.04</b>	145.87
Income from lease lines	<b>7.12</b>	11.31
Recognised from deferred revenue - Grant in aid	<b>260.25</b>	70.77
	<b>943.41</b>	227.95
	<b>36531.52</b>	33894.27
<b>Telecom Business</b>	<b>698.21</b>	<b>663.25</b>
<b>Consultancy Project Management and Supervision</b>	<b>513.81</b>	<b>501.60</b>
<b>Total</b>	<b>37743.54</b>	<b>35059.12</b>

**Further Notes:**

- a) In exercise of powers u/s 178 of the Electricity Act 2003 Central Electricity Regulatory Commission (CERC) has notified "CERC (Terms and Conditions of Tariff) Regulations, 2019" vide order dated 7th March, 2019 for the determination of transmission tariff for the block period 2019-24.
- b) In respect of projects whose tariffs are determined by CERC, pending filing of petitions and issue of tariff orders by CERC, income on account of Transmission Charges for the current year has been provisionally recognized based on the transmission tariff norms applicable for the block period 2019-24. During the current year, beneficiaries are being billed in accordance with the tariff approved and applicable as on 31.03.2019 as provided in the CERC (terms and Conditions of tariff) Regulations, 2019. However, in the previous year, ₹27278.92crore was recognised as per final tariff orders issued by CERC for block period 2014-19 and ₹5387.40crore was recognised in respect of transmission assets for which final tariff orders were yet to be issued as per CERC Tariff Regulations and other orders in similar cases.
- c) Consequent to the final order issued by CERC (for the block period 2014-19), transmission income includes ₹173.30crore (increase) (Previous Year ₹285.42crore (increase)) pertaining to earlier years.
- d) Revenue from transmission decreased by ₹613.08crore for the year ended 31.03.2020 due to change in MAT rate from 18.5% to 15% considered for grossing up of Return on Equity (ROE) as per CERC Regulations in accordance with the amendment in section 115JB of the Income Tax Act, 1961 announced by Government of India through Taxation Laws (Amendment) ordinance, 2019.
- e) Refer note no. 68 for disclosure on formation of wholly owned subsidiary of the company to undertake Telecommunications and Digital Technology Business of the company.
- g) Refer note no. 47 for disclosure as per Ind AS 115 "Revenue from Contracts with Customer".

**Note 36/Other income**

(₹ in crore)

Particulars	For the year ended 31 <sup>st</sup> March, 2020	For the year ended 31 <sup>st</sup> March, 2019
<b>Interest income from financial assets at amortised cost</b>		
Indian Banks	154.33	84.22
Interest on Loan to Joint Ventures (JVs)	14.00	2.40
Others*	30.47	19.69
	198.80	106.31
<b>Interest from advances to contractors</b>	27.56	49.01
	226.36	155.32
<b>Dividend income from investment in</b>		
Equity investments designated at fair value through other comprehensive income	5.35	5.42
	5.35	5.42
<b>Others</b>		
Profit on sale of Property, Plant and Equipment	1.14	1.26
Finance Income from finance lease	85.13	69.66
Surcharge	308.76	203.08
FERV gain	0.31	0.16
Provisions written back	147.56	28.25
Fair Value gain on initial recognition of Financial liability/investment	75.76	58.26
Miscellaneous income **	149.91	187.72
	768.57	548.39
	1000.28	709.13
Less: Transferred to expenditure during construction(Net)-Note 43	72.86	106.93
<b>TOTAL</b>	927.42	602.20

**Further Notes:**

\* Others include interest on employee loans & unwinding of finance cost on employee loans.

\*\* Miscellaneous income include Sale of Scrap, Insurance Claim Recovery, UI Charges etc.

**Note 37/ Employee benefits expense**

(₹ in crore)

Particulars	For the year ended 31 <sup>st</sup> March, 2020	For the year ended 31 <sup>st</sup> March, 2019
Salaries, wages, allowances & benefits	2019.95	1838.79
Contribution to provident and other funds	185.24	228.50
Staff Welfare expenses (Including Deferred Employee cost)	243.38	233.25
	2448.57	2300.54
Less: Transferred to Expenditure during Construction(Net)-Note 43	486.25	509.80
Transferred to CSR expenses- Note 40	2.57	7.17
<b>Total</b>	1959.75	1783.57

**Further Notes:**

- a) Refer note no. 58 for Remuneration to Key Managerial Personnel (KMPs).
- b) Pay revision of Executive and Non-executive implemented during the previous financial year and an amount of ₹18.67crore (Net of amount transferred to expenditure during construction) was written back against provision for wage revision.
- c) Special allowance was settled in previous year as per the rates approved by Ministry of Power and Department of Public Enterprises to employees who are posted in the difficult and far flung areas. An amount of ₹22.65crore was recovered from employees during the previous year being the excess amount paid in earlier period.
- d) Refer note no. 66 for details of Employee Benefit Obligations.

**Note 38/Finance costs**

(₹ in crore)

Particulars	For the year ended 31 <sup>st</sup> March, 2020	For the year ended 31 <sup>st</sup> March, 2019
<b>Interest and finance charges on financial liabilities at amortised cost</b>		
Indian Banks & Financial Institutions	<b>2353.74</b>	2094.61
Foreign Banks and Financial Institutions	<b>1047.19</b>	956.83
Secured/Unsecured redeemable Bonds	<b>6223.31</b>	6427.66
Foreign Currency Bonds	<b>150.49</b>	147.78
<b>Unwinding of discount on financial liabilities</b>	<b>102.13</b>	113.53
<b>Interest - Others</b>	<b>1.34</b>	34.53
<b>Interest on Lease Liability</b>	<b>0.50</b>	-
	<b>9878.70</b>	9774.94
<b>Other Finance charges</b>		
Commitment charges	<b>4.92</b>	7.08
Guarantee Fee	<b>363.69</b>	449.17
Others*	<b>38.04</b>	117.00
	<b>406.65</b>	573.25
<b>Exchange differences regarded as adjustment to Borrowing Cost</b>	<b>1343.96</b>	(112.00)
	<b>1750.61</b>	461.25
Total	<b>11629.31</b>	10236.19
Less: Transferred to Expenditure during Construction(Net)-Note 43	<b>2120.31</b>	1499.62
<b>Total</b>	<b>9509.00</b>	<b>8736.57</b>

**Further Notes:**

\*Others includes management fees, agency fees, trustee fees, front-end fees, interest on land compensation, tree &amp; crop compensation etc

**Note 39/Depreciation and amortization expense**

(₹ in crore)

Particulars	For the year ended 31 <sup>st</sup> March, 2020	For the year ended 31 <sup>st</sup> March, 2019
Depreciation of Property,Plant and Equipment	<b>11816.41</b>	10712.55
Amortization of Intangible assets	<b>124.70</b>	111.95
Depreciation on ROU Assets	<b>17.39</b>	-
	<b>11958.50</b>	10824.50
Less: Transferred to Expenditure During Construction(Net)-Note 43	<b>10.91</b>	10.76
	<b>11947.59</b>	10813.74
Less: Depreciation amortised due to FERV adjustment	<b>340.55</b>	272.79
<b>Charged to Statement of Profit &amp; Loss</b>	<b>11607.04</b>	<b>10540.95</b>

**Note 40/Other expenses**

(₹ in crore)

Particulars	For the year ended 31 <sup>st</sup> March, 2020	For the year ended 31 <sup>st</sup> March, 2019
<b>Repair &amp; Maintenance</b>		
Buildings	92.23	86.40
Plant & Machinery		
Sub-Stations	439.19	363.07
Transmission lines	154.81	304.03
Telecom equipments	38.85	35.96
Others	43.14	42.93
	<b>675.99</b>	745.99
System and Market Operation Charges	63.07	10.77
Power charges	286.17	259.39
Less: Recovery from contractors	3.14	3.03
	<b>283.03</b>	256.36
Expenses of Diesel Generating sets	4.54	4.95
Stores consumed	7.02	10.61
Water charges	4.01	9.77
Right of Way charges-Telecom	10.27	8.20
Patrolling Expenses-Telecom	0.39	1.38
Last Mile connectivity-Telecom	7.27	9.01
Training & Recruitment Expenses	35.85	31.67
Less:Fees for training and application	0.76	1.55
	<b>35.09</b>	30.12
Legal expenses	25.87	26.69
Professional charges	80.70	24.99
Consultancy expenses	100.16	84.67
Communication expenses	23.49	16.39
Inland Travelling Expenses	119.30	117.67
Foreign travel	8.94	11.09
	<b>128.24</b>	128.76
Tender expenses	3.25	13.42
Less: Sale of tenders	1.00	1.56
	<b>2.25</b>	11.86
<b>Payments to Statutory Auditors</b>		
Audit Fees	1.50	1.31
Tax Audit Fees	0.36	0.33
In Other Capacity	2.83	1.15
Arrears	0.04	0.03
Out of pocket Expenses	1.07	1.02
	<b>5.80</b>	3.84
Advertisement and publicity	17.49	14.00
Printing and stationery	6.93	7.25
Books Periodicals and Journals	1.30	1.77
EDP hire and other charges	11.88	17.85
Entertainment expenses	2.97	2.74
Brokerage & Commission	1.53	1.18
Research & Development expenses	9.54	12.67
Cost Audit and Physical verification Fees	1.23	1.35
Rent #	50.89	13.95

**Note 40/Other expenses (Contd.)**

(₹ in crore)

Particulars	For the year ended 31 <sup>st</sup> March, 2020	For the year ended 31 <sup>st</sup> March, 2019
CERC petition & Other charges	<b>85.84</b>	76.51
Miscellaneous expenses	<b>85.09</b>	100.59
Horticulture Expenses	<b>32.70</b>	28.90
Security Expenses	<b>284.36</b>	260.12
Hiring of Vehicle	<b>113.83</b>	156.29
Insurance	<b>96.78</b>	104.35
Rates and taxes	<b>46.30</b>	45.01
License Fees to DOT	<b>62.28</b>	59.11
Bandwidth charges dark fibre lease charges (Telecom)	<b>20.51</b>	27.71
Corporate Social Responsibility (CSR) Expenses*	<b>349.36</b>	196.28
Transit Accomodation Expenses	<b>29.06</b>	25.42
Less : Income from Transit Accomodation	<b>1.92</b>	1.67
	<b>27.14</b>	23.75
Foreign Exchange Rate Variation	<b>222.17</b>	226.02
<b>Provisions for</b>		
Doubtful loans, advances, debts, claims etc.	<b>6.34</b>	398.07
Obsolescence in Stores	-	8.51
Others**	-	4.00
	<b>6.34</b>	410.58
	<b>3085.88</b>	<b>3258.74</b>
Less: Transferred to Expenditure during Construction(Net)-Note 43	<b>260.67</b>	230.57
	<b>2825.21</b>	3028.17
Loss on Disposal/Write off of Property, Plant & Equipment	<b>18.34</b>	26.84
<b>Total</b>	<b>2843.55</b>	<b>3055.01</b>

**Further Note:**

\* Includes an amount of ₹ 2.57 crore (Previous Year ₹ 7.17 crore) transferred from Note No 37- 'Employee Benefits Expense'.

\*\* Provision for diminution in the value of Investment in JV Company (RINL POWERGRID TLT Private Limited) in the previous year.

# Refer Note 51 for Short term lease expenses.

**Note 41/Net Movement in Regulatory Deferral Account Balances-Incomes/(expenses) (net of tax)**

(₹ in crore)

Particulars	For the year ended 31 <sup>st</sup> March, 2020	For the year ended 31 <sup>st</sup> March, 2019
Deferred assets for deferred tax liability	<b>1297.69</b>	(3472.89)
Foreign Currency Fluctuation	<b>742.10</b>	232.27
Employee Benefits Expense	-	19.67
	<b>2039.79</b>	(3220.95)
Tax on net movement in regulatory deferral account balances	<b>356.39</b>	(694.08)
<b>TOTAL</b>	<b>1683.40</b>	<b>(2526.87)</b>

**Further Note:**

Refer to note no 53 for detailed disclosure on Regulatory Deferral Account Balances.

**Note 42/Other Comprehensive Income**

(₹ in crore)

Particulars	For the year ended 31 <sup>st</sup> March, 2020	For the year ended 31 <sup>st</sup> March, 2019
Items that will not be reclassified to Profit or Loss		
Gain/(Loss) on valuation of Investment in Equity	(49.35)	(14.15)
Provisions for actuarial valuation	(74.47)	(0.26)
	(123.82)	(14.41)
Less: Transferred to Expenditure during Construction(Net)-Note 43	(8.23)	2.34
	(115.59)	(16.75)
Income Tax relating to items that will not be reclassified to Profit or Loss	(11.57)	(0.45)
<b>Items that will not be reclassified to Profit or Loss (net of tax)</b>	<b>(104.02)</b>	<b>(16.30)</b>

**Note 43/ Expenditure during Construction (Net)**

(₹ in crore)

Particulars	For the year ended 31 <sup>st</sup> March, 2020	For the year ended 31 <sup>st</sup> March, 2019
<b>A. Employees Remuneration &amp; Benefits</b>		
Salaries wages allowances and benefits	421.35	424.68
Contribution to provident and other funds	39.18	53.81
Welfare expenses	25.72	31.31
<b>Total (A)</b>	<b>486.25</b>	<b>509.80</b>
<b>B. Other Expenses</b>		
Repair and maintenance	7.13	7.45
Power charges	5.72	5.12
Less: Recovery from contractors	1.89	1.87
	<b>3.83</b>	3.25
Expenses on Diesel Generating sets	0.01	0.29
Water charges	0.65	0.34
Training & Recruitment Expenses	-	0.11
Legal expenses	8.73	5.89
Professional charges	83.71	3.79
Consultancy expenses	75.79	114.98
Communication expenses	3.32	2.65
Travelling & Conv.exp. (Including Foreign Travel)	26.14	28.55
Tender expenses	1.63	6.31
Less: Sale of tenders	0.94	1.44
	<b>0.69</b>	4.87
Payment to Auditors	0.19	0.17
Advertisement and Publicity	0.05	0.20
Printing and stationery	0.57	0.75
Books, Periodicals and Journals	0.03	0.04

## Note 43/ Expenditure during Construction (Net) (Contd.)

(₹ in crore)

Particulars	For the year ended 31 <sup>st</sup> March, 2020	For the year ended 31 <sup>st</sup> March, 2019
EDP hire and other charges	0.19	0.19
Entertainment expenses	0.24	0.35
Brokerage and commission	0.10	0.01
Rent	2.49	2.68
Miscellaneous expenses	11.88	7.30
Horticulture Expenses	0.72	0.90
Security Expenses	13.10	16.67
Hiring of Vehicles	15.82	23.92
Insurance	-	0.01
Rates and taxes	4.12	3.83
Bandwidth charges, dark fibre lease charges(Telecom)	0.06	0.08
Transit Accomodation Expenses	1.23	1.30
Less : Income from Transit Accomodation	0.12	-
	1.11	1.30
<b>Total (B)</b>	<b>260.67</b>	<b>230.57</b>
<b>C. Depreciation/Amortisation</b>	<b>10.91</b>	<b>10.76</b>
<b>Total (C)</b>	<b>10.91</b>	<b>10.76</b>
<b>D. Finance Costs</b>		
a) Interest and finance charges on financial liabilities at amortised cost		
Government of India		
Indian Banks and Financial Institutions	341.47	405.33
Foreign Banks and Financial Institutions	299.10	256.27
Secured/Unsecured Redeemable Bonds	351.82	744.89
Foreign Currency Bonds	-	2.70
Others	250.81	55.32
	1243.20	1464.51
b) Other finance charges		
Commitment charges	3.81	5.62
Guarantee fee	76.25	108.34
Others	1.94	46.04
	82.00	160.00
c) FERV adjustment to borrowing cost	795.11	(124.89)
<b>Total (D)</b>	<b>2120.31</b>	<b>1499.62</b>
<b>E. Less: Other Income</b>		
Interest from		
Contractors	24.70	48.04
Others	-	1.35
	24.70	49.39
Miscellaneous income	48.16	57.54
<b>Total (E)</b>	<b>72.86</b>	<b>106.93</b>
<b>F. Less: Other Comprehensive Income</b>		
Other Comprehensive Income	(8.23)	2.34
<b>Total (F)</b>	<b>(8.23)</b>	<b>2.34</b>
<b>GRAND TOTAL (A+B+C+D-E-F)</b>	<b>2813.51</b>	<b>2141.48</b>

#### 44. Interest in Other Entities

##### 1. Subsidiaries:

The Group's subsidiaries at 31.03.2020 are set out below. Unless otherwise stated, they have share capital consists solely of equity share that are held directly by the Group, and the proportion of ownership interest held equals the voting rights held by the Group:

Name of entity	Place of business/country of incorporation	Proportion (%) of Shareholding as on		Principle activities
		As at 31.03.2020	As at 31.03.2019	
Powergrid Vizag Transmission Limited	India	100%	100%	Transmission
Powergrid NM Transmission Limited	India	100%	100%	Transmission
Powergrid Unchahar Transmission Limited	India	100%	100%	Transmission
Powergrid Kala Amb Transmission Limited	India	100%	100%	Transmission
Powergrid Jabalpur Transmission Limited	India	100%	100%	Transmission
Powergrid Warora Transmission Limited	India	100%	100%	Transmission
Powergrid Parli Transmission Limited	India	100%	100%	Transmission
Powergrid Southern Interconnector Transmission System Limited	India	100%	100%	Transmission
Powergrid Vemagiri Transmission Limited*	India	100%	100%	Transmission
Powergrid Medinipur Jeerat Transmission Limited	India	100%	100%	Transmission
Powergrid Mithilanchal Transmission Limited (erstwhile ERSS XXI Transmission Limited)	India	100%	100%	Transmission
Powergrid Varanasi Transmission System Limited (erstwhile WR-NR Power Transmission Limited )	India	100%	100%	Transmission
Powergrid Jawaharpur Firozabad Transmission Limited (erstwhile Jawaharpur Firozabad Transmission Limited)	India	100%	100%	Transmission
Powergrid Khetri Transmission System Limited (Erstwhile Khetri Transco Limited) <sup>1</sup>	India	100%	Not Applicable	Transmission
Powergrid Bhuj Transmission Limited (Erstwhile Bhuj-II Transmission Limited) <sup>2</sup>	India	100%	Not Applicable	Transmission
Powergrid Bhind Guna Transmission Limited (Erstwhile Bhind Guna Transmission Limited) <sup>3</sup>	India	100%	Not Applicable	Transmission
Powergrid Ajmer Phagi Transmission Limited (Erstwhile Ajmer Phagi Transco Limited) <sup>4</sup>	India	100%	Not Applicable	Transmission
Powergrid Fatehgarh Transmission Limited (Erstwhile Fatehgarh-II Transco Limited) <sup>5</sup>	India	100%	Not Applicable	Transmission
Powergrid Rampur Sambhal Transmission Limited (Erstwhile Rampur Sambhal Transco Limited) <sup>6</sup>	India	100%	Not Applicable	Transmission
Powergrid Meerut Simbhavali Transmission Limited (Erstwhile Meerut-Simbhavali Transmission Limited) <sup>7</sup>	India	100%	Not Applicable	Transmission

\* The company was formed as SPV for execution of Vemagiri Transmission system allocated on Tariff Based Competitive Bidding (TBCB). CERC vide order dated 09.05.2013 and 27.09.2013 interalia stated that Vemagiri Transmission system cannot be executed in its present form. In this scenario, the company is not be able to do further any activity and ceased to be a going concern.

<sup>1</sup> 100% equity acquired from REC Transmission Projects Limited on 29th August, 2019.

<sup>2</sup> 100% equity acquired from PFC Consulting Limited on 16th October, 2019.

<sup>3</sup> 100% equity acquired from REC Transmission Projects Limited on 11th September, 2019.

<sup>4</sup> 100% equity acquired from REC Transmission Projects Limited on 03rd October, 2019.

<sup>5</sup> 100% equity acquired from PFC Consulting Limited on 14th October, 2019.

<sup>6</sup> 100% equity acquired from REC Transmission Projects Limited on 12th December, 2019.

<sup>7</sup> 100% equity acquired from PFC Consulting Limited on 19th December, 2019.



**44. Interest in Other Entities (Contd.)**

- a) All Subsidiary companies are unlisted entities.
- b) Financial statements used for consolidation are audited.
- c) The group has made further Investment of ₹14.40crore (Previous Year ₹52.00crore) in Powergrid NM Transmission Limited which is wholly owned subsidiary company of the group.
- d) The group has made further Investment of ₹ Nil crore (Previous Year ₹5.00crore) in Powergrid Kala Amb Transmission Limited which is wholly owned subsidiary company of the group.
- e) The group has made further Investment of ₹44.00crore (Previous Year ₹173.00crore) in Powergrid Jabalpur Transmission Limited which is wholly owned subsidiary company of the group.
- f) The group has made further Investment of ₹67.00crore (Previous Year ₹150.00crore) in Powergrid Warora Transmission Limited which is wholly owned subsidiary company of the group.
- g) The group has made further Investment of ₹91.00crore (Previous Year ₹228.40crore) in Powergrid Parli Transmission Limited which is wholly owned subsidiary company of the group.
- h) The group has made further Investment of ₹193.50crore (Previous Year ₹515.45crore) in Powergrid Southern Interconnector Transmission System Limited which is wholly owned subsidiary company of the group.
- i) The group has made further Investment of ₹289.32crore (Previous Year ₹ Nil crore) in Powergrid Medinipur Jeerat Transmission Limited which is wholly owned subsidiary company of the group.
- j) The group has made further Investment of ₹119.95crore (Previous Year ₹ Nil crore) in Powergrid Mithilanchal Transmission Limited which is wholly owned subsidiary company of the group.
- k) The group has made further Investment of ₹125.00crore (Previous Year ₹ Nil crore) in Powergrid Varanasi Transmission System Limited which is wholly owned subsidiary company of the group.
- l) The group has made further Investment of ₹ Nil crore (Previous Year ₹0.05crore) in Powergrid Jawaharpur Firozabad Transmission Limited which is wholly owned subsidiary company of the group.
- m) During the year group has made investment of ₹0.05crore in Powergrid Khetri Transmission System Limited (Erstwhile Khetri Transco Limited) which is wholly owned subsidiary company of the group. The Company was taken over from REC Transmission Projects Limited vide share purchase agreement dated 29th August, 2019 to carry over the business awarded under tariff based competitive bidding, after transfer Powergrid Khetri Transmission System Limited become wholly owned subsidiary of the Group.
- n) During the year group has made investment of ₹0.01crore in Powergrid Bhuj Transmission Limited (Erstwhile Bhuj-II Transmission Limited) which is wholly owned subsidiary company of the group. The Company was taken over from PFC Consulting Limited vide share purchase agreement dated 16th October, 2019 to carry over the business awarded under tariff based competitive bidding, after transfer Powergrid Bhuj Transmission Limited become wholly owned subsidiary of the Group.
- o) During the year group has made investment of ₹0.05crore in Powergrid Bhind Guna Transmission Limited (Erstwhile Bhind Guna Transmission Limited) which is wholly owned subsidiary company of the group. The Company was taken over from REC Transmission Projects Limited vide share purchase agreement dated 11th September, 2019 to carry over the business awarded under tariff based competitive bidding, after transfer Powergrid Bhind Guna Transmission Limited become wholly owned subsidiary of the Group.
- p) During the year group has made investment of ₹0.05crore in Powergrid Ajmer Phagi Transmission Limited (Erstwhile Ajmer Phagi Transco Limited) which is wholly owned subsidiary company of the group. The Company was taken over from REC Transmission Projects Limited vide share purchase agreement dated 03rd October, 2019 to carry over the business awarded under tariff based competitive bidding, after transfer Powergrid Ajmer Phagi Transmission Limited become wholly owned subsidiary of the Group.
- q) During the year group has made investment of ₹0.01crore in Powergrid Fatehgarh Transmission Limited (Erstwhile Fatehgarh-II Transco Limited) which is wholly owned subsidiary company of the group. The Company was taken over from PFC Consulting Limited vide share purchase agreement dated 14th October, 2019 to carry over the business awarded under tariff based competitive bidding, after transfer Powergrid Fatehgarh Transmission Limited become wholly owned subsidiary of the Group.
- r) During the year group has made investment of ₹0.05crore in Powergrid Rampur Sambhal Transmission Limited (Erstwhile Rampur Sambhal Transco Limited) which is wholly owned subsidiary company of the group. The Company was taken over from REC Transmission Projects Limited vide share purchase agreement dated 12th December, 2019 to carry over the business awarded under tariff based competitive bidding, after transfer Powergrid Rampur Sambhal Transmission Limited become wholly owned subsidiary of the Group.
- s) During the year group has made investment of ₹0.01crore in Powergrid Meerut Simbhavali Transmission Limited (Erstwhile Meerut-Simbhavali Transmission Limited) which is wholly owned subsidiary company of the group. The Company was taken over from PFC Consulting Limited vide share purchase agreement dated 19th December, 2019 to carry over the business awarded under tariff based competitive bidding, after transfer Powergrid Meerut Simbhavali Transmission Limited become wholly owned subsidiary of the Group.

#### 44. Interest in Other Entities (Contd.)

##### 2. Joint Ventures

Set out below are joint ventures of the Group as at 31.03.2020, which in the opinion of the management, are material to the Group. The entities listed below have share capital consisting solely of equity shares, which are held directly by ownership interest in the same as the proportion of voting rights held:

(₹ in crore)

Name of the Entity	Place of business	Proportion (%) of Shareholding		Carrying amount		Nature of Activity
		As at 31.03.2020	As at 31.03.2019	As at 31.03.2020	As at 31.03.2019	
Powerlinks Transmission Limited	India	49%	49%	465.45	447.58	Transmission system associated with Tala HEP in Bhutan – under successful operation since Aug' 06
Torrent Power Grid Limited	India	26%	26%	33.86	35.56	Transmission System associated with 1100 MW Sugden generating project at Surat - progressively commissioned in Mar'11
Jaypee Powergrid Limited	India	26%	26%	112.46	105.45	Transmission system associated with 1000 MW Power Project at Karcham-Wangtoo in HP - progressively commissioned in Apr'12
Parbati Koldam Transmission Company Limited	India	26%	26%	105.39	95.30	Transmission Lines associated with Parbati-II (800 MW) and Koldam (800 MW) HEPs. - Progressively commissioned in Nov'15
Teestavalley Power Transmission Limited#	India	30.92%	28.23%	128.67	101.47	Transmission System associated with 1200 MW Teesta – III HEP in Sikkim
North East Transmission Company Limited	India	26%	26%	121.10	125.71	Transmission system associated with 726.6 MW Gas Based Combined Cycle Power Project at Pallatana in Tripura. - Progressively commissioned in Feb'15
National High Power Test Laboratory Private Limited	India	20%	20%	21.96	26.08	To create high power short circuit test facility
Bihar Grid Company Limited	India	50%	50%	303.59	195.94	Establishment of Intra-State Transmission system in the State of Bihar
Kalinga Bidyut Prasaran Nigam Private Limited##	India	50%	50%	-	-	Establishment of Intra-State Transmission system in the State of Odisha
Cross Border Power Transmission Company Limited	India	26%	26%	28.57	23.03	Establishment of Indian Portion of Indo-Nepal Cross Boarder Transmission Line from Muzaffarpur to Sursand
RINL Powergrid TLT Private Limited###	India	50%	50%	-	3.97	Establishment of manufacturing of Transmission Line Tower parts plant
Power Transmission Company Nepal Limited	Nepal	26%	26%	11.13	10.46	Establishment of Nepal Portion of Indo-Nepal Cross Boarder Transmission Line from Dhalkebar to Bittamod

# POWERGRID & Teesta Urja Ltd are the Joint venture partners in Teestavalley Power Transmission Limited & holds 26% & 74 % equity, respectively as per Shareholding agreement. On call of additional equity by Teestavalley Power Transmission limited, POWERGRID contributed their share amounting ₹ 14.56 crore (previous year ₹ 11.28 crore) while the other JV partner has not yet contributed their share of money as on 31.03.2020. Consequently, the holding of POWERGRID increased to 30.92% (previous year 28.23%) as on 31.03.2020 against 26% provided in shareholding agreement.

## Shareholders of M/s Kalinga Bidyut Prasaran Nigam Pvt Ltd (KBPNL), JV between M/s POWERGRID & M/s OPTCL in their Extra Ordinary General Meeting held on 02.01.2020 approved the striking off of the name of the company pursuant to section 248 (2) of the Companies Act, 2013. Accordingly, e-form STK-2 vide SRN NO- R30789564 has been filed in Registrar of Companies (ROC), Odisha on Dated 21.01.2020 for removal of name of the Company. The present status of striking off of the Company (M/s KBPNL) as per MCA website is "Under Process of Striking Off".

#### 44. Interest in Other Entities (Contd.)

### POWERGRID's Board of Directors in its meeting held on 1st May 2018 accorded in principle approval to close RINL Powergrid TLT Private Limited (RPTPL) and seek consent of other JV Partner Rashtriya Ispat Nigam Limited (RINL). RINL's Board of Directors in its meeting held on 01st March, 2019 has agreed in principle for winding up proceedings of RPTPL & to seek the approval from Ministry of Steel, Government of India, for closure of RPTPL. RINL's Board of Directors in its meeting held on 05th November, 2019 has advised to put up the closure proposal again to Ministry of steel for onward submission to NITI Ayog. The Approval from Government is awaited.

- All joint venture companies are unlisted entities.
- Financial statements used for consolidation are unaudited except for Powerlinks Transmission Limited, Torrent Power Grid Limited, Jaypee Powergrid Limited and North East Transmission Company Limited.
- The group has made further Investment of ₹14.56crore (Previous Year ₹11.28crore) in Teestavalley Power Transmission Limited, a joint venture company in which 30.92% share is held by the Group and balance 69.08% share is held by Teesta Urja Limited.
- The group has made further Investment of ₹85.61crore (Previous Year ₹15.45crore) in Bihar Grid Company Limited, a joint venture company in which 50% share is held by the Group and balance 50% share is held by Bihar State Power Holding Company.
- The group has made further Investment of ₹ Nil crore (Previous Year ₹0.60crore) in RINL Powergrid TLT Private Limited, a joint venture company in which 50% share is held by the Group and balance 50% share is held by Rashtriya Ispat Nigam Limited.

#### Commitments and contingent liabilities in respect of joint venture:

(₹ in crore)

Particulars	As at 31 <sup>st</sup> March, 2020	As at 31 <sup>st</sup> March, 2019
<b>Share of Group</b>		
Commitment	<b>390.29</b>	395.33
Contingent Liabilities	<b>51.32</b>	69.70
<b>Total commitments and contingent liabilities</b>	<b>441.61</b>	<b>465.03</b>

#### Summarised financial information for joint ventures

Table below provide summarised financial information for these joint ventures that are material to the Group. The information disclosed reflects the amounts presented in the financial statements of the relevant joint venture.

#### Summarised Balance Sheet

(₹ in crore)

Particulars	Powerlinks Transmission Limited		Torrent Power Grid Limited		Jaypee Powergrid Limited		Parbati Koldam Transmission Company Limited	
	31.03.2020	31.03.2019	31.03.2020	31.03.2019	31.03.2020	31.03.2019	31.03.2020	31.03.2019
<b>Current Assets</b>								
Cash & Cash Equivalent	<b>0.11</b>	0.02	<b>0.46</b>	1.13	<b>7.59</b>	24.86	<b>95.58</b>	14.10
Other Assets	<b>189.51</b>	120.35	<b>45.55</b>	48.13	<b>67.54</b>	80.95	<b>123.64</b>	105.96
<b>Total Current Assets</b>	<b>189.62</b>	120.37	<b>46.01</b>	49.26	<b>75.13</b>	105.81	<b>219.22</b>	120.06
<b>Total Non-Current Assets</b>	<b>883.62</b>	858.14	<b>156.33</b>	172.43	<b>615.92</b>	717.55	<b>719.36</b>	770.41
<b>Current Liabilities</b>								
Financial Liabilities	<b>100.55</b>	12.21	<b>30.39</b>	25.26	<b>88.12</b>	63.71	<b>131.57</b>	73.49
Other Liabilities	<b>11.89</b>	50.54	<b>6.37</b>	5.79	<b>10.30</b>	72.91	<b>2.70</b>	2.28
<b>Total Current Liabilities</b>	<b>112.44</b>	62.75	<b>36.76</b>	31.05	<b>98.42</b>	136.62	<b>134.27</b>	75.77
<b>Non- Current Liabilities</b>								
Financial Liabilities	<b>8.90</b>	-	<b>25.67</b>	40.94	<b>159.98</b>	239.58	<b>398.39</b>	446.84
Other Liabilities	<b>2.00</b>	2.36	<b>9.68</b>	12.98	<b>0.11</b>	41.60	<b>0.57</b>	1.32
<b>Total Non-Current Liabilities</b>	<b>10.90</b>	2.36	<b>35.35</b>	53.92	<b>160.09</b>	281.18	<b>398.96</b>	448.16
<b>Net Assets</b>	<b>949.90</b>	913.40	<b>130.23</b>	136.72	<b>432.54</b>	405.56	<b>405.35</b>	366.54

**44. Interest in Other Entities (Contd.)**

(₹ in crore)

Particulars	Teestavalley Power Transmission Limited		North East Transmission Company Limited		National High Power Test Laboratory Private Limited		Bihar Grid Company Limited	
	31.03.2020	31.03.2019	31.03.2020	31.03.2019	31.03.2020	31.03.2019	31.03.2020	31.03.2019
<b>Current Assets</b>								
Cash & Cash Equivalent	1.98	10.62	0.40	84.34	2.48	12.77	164.20	14.95
Other Assets	102.44	76.65	226.51	175.45	10.42	4.90	217.80	190.99
<b>Total Current Assets</b>	<b>104.42</b>	<b>87.27</b>	<b>226.91</b>	<b>259.79</b>	<b>12.90</b>	<b>17.67</b>	<b>382.00</b>	<b>205.94</b>
<b>Total Non-Current Assets</b>	<b>1562.56</b>	<b>1616.48</b>	<b>1561.00</b>	<b>1607.62</b>	<b>337.29</b>	<b>336.35</b>	<b>2452.37</b>	<b>1808.81</b>
<b>Current Liabilities</b>								
Financial Liabilities	224.50	281.04	139.95	146.32	62.55	60.09	142.34	109.76
Other Liabilities	39.01	39.30	81.05	34.21	0.80	0.56	129.58	114.27
<b>Total Current Liabilities</b>	<b>263.51</b>	<b>320.34</b>	<b>221.00</b>	<b>180.53</b>	<b>63.35</b>	<b>60.65</b>	<b>271.92</b>	<b>224.03</b>
<b>Non- Current Liabilities</b>								
Financial Liabilities	986.41	1023.09	1048.74	1,187.81	176.77	162.81	1823.27	1270.81
Other Liabilities	0.92	0.89	52.39	15.56	0.25	0.18	132.01	128.06
<b>Total Non-Current Liabilities</b>	<b>987.33</b>	<b>1023.98</b>	<b>1101.13</b>	<b>1203.37</b>	<b>177.02</b>	<b>162.99</b>	<b>1955.28</b>	<b>1398.87</b>
<b>Net Assets</b>	<b>416.14</b>	<b>359.43</b>	<b>465.78</b>	<b>483.51</b>	<b>109.82</b>	<b>130.38</b>	<b>607.17</b>	<b>391.85</b>

(₹ in crore)

Particulars	Kalinga Bidyut Prasaran Nigam Private Limited		Cross Border Power Transmission Company Limited		RINL Powergrid TLT Private Limited		Power Transmission Company Nepal Limited	
	31.03.2020	31.03.2019	31.03.2020	31.03.2019	31.03.2020	31.03.2019	31.03.2020	31.03.2019
<b>Current Assets</b>								
Cash & Cash Equivalent	-	-	18.89	19.35	0.19	0.20	0.67	1.35
Other Assets	-	-	61.43	59.43	-	-	41.05	31.18
<b>Total Current Assets</b>	<b>-</b>	<b>-</b>	<b>80.32</b>	<b>78.78</b>	<b>0.19</b>	<b>0.20</b>	<b>41.72</b>	<b>32.53</b>
<b>Total Non-Current Assets</b>	<b>-</b>	<b>-</b>	<b>186.89</b>	<b>190.20</b>	<b>-</b>	<b>8.29</b>	<b>79.73</b>	<b>79.87</b>
<b>Current Liabilities</b>								
Financial Liabilities	-	-	15.85	16.08	0.56	0.55	4.18	2.14
Other Liabilities	-	-	2.42	12.80	-	-	3.41	0.99
<b>Total Current Liabilities</b>	<b>-</b>	<b>-</b>	<b>18.27</b>	<b>28.88</b>	<b>0.56</b>	<b>0.55</b>	<b>7.59</b>	<b>3.13</b>
<b>Non- Current Liabilities</b>								
Financial Liabilities	-	-	134.35	147.15	-	-	71.06	69.07
Other Liabilities	-	-	4.70	4.38	-	-	-	-
<b>Total Non-Current Liabilities</b>	<b>-</b>	<b>-</b>	<b>139.05</b>	<b>151.53</b>	<b>-</b>	<b>-</b>	<b>71.06</b>	<b>69.07</b>
<b>Net Assets</b>	<b>-</b>	<b>-</b>	<b>109.89</b>	<b>88.57</b>	<b>(0.37)</b>	<b>7.94</b>	<b>42.80</b>	<b>40.20</b>

**44. Interest in Other Entities (Contd.)****Reconciliation to carrying amounts**

(₹ in crore)

Particulars	Powerlinks Transmission Limited		Torrent Power Grid Limited		Jaypee Powergrid Limited		Parbati Koldam Transmission Company Limited	
	31.03.2020	31.03.2019	31.03.2020	31.03.2019	31.03.2020	31.03.2019	31.03.2020	31.03.2019
Opening net assets	<b>913.40</b>	862.97	<b>136.72</b>	130.76	<b>405.56</b>	398.60	<b>366.54</b>	370.46
Investment by JV Partners	-	-	-	-	-	-	-	-
Profit for the year	<b>121.14</b>	112.57	<b>18.48</b>	19.14	<b>57.28</b>	63.02	<b>84.73</b>	48.66
Other Comprehensive income	<b>(0.01)</b>	(0.09)	<b>(0.02)</b>	(0.03)	<b>(0.01)</b>	-	<b>0.13</b>	0.06
Dividend Paid	<b>84.63</b>	62.05	<b>24.95</b>	10.85	<b>19.89</b>	56.06	<b>46.05</b>	52.62
Other Adjustments	-	-	-	(2.30)	<b>(10.40)</b>	-	-	(0.02)
<b>Closing net assets</b>	<b>949.90</b>	913.40	<b>130.23</b>	136.72	<b>432.54</b>	405.56	<b>405.35</b>	366.54
Group's share in %	<b>49%</b>	49%	<b>26%</b>	26%	<b>26%</b>	26%	<b>26%</b>	26%
Group's share in INR	<b>465.45</b>	447.58	<b>33.86</b>	35.56	<b>112.46</b>	105.45	<b>105.39</b>	95.30
Carrying Amount	<b>465.45</b>	447.58	<b>33.86</b>	35.56	<b>112.46</b>	105.45	<b>105.39</b>	95.30

(₹ in crore)

Particulars	Teestavalley Power Transmission Limited		North East Transmission Company Limited		National High Power Test Laboratory Private Limited		Bihar Grid Company Limited	
	31.03.2020	31.03.2019	31.03.2020	31.03.2019	31.03.2020	31.03.2019	31.03.2020	31.03.2019
Opening net assets	<b>359.43</b>	360.84	<b>483.51</b>	442.70	<b>130.38</b>	139.15	<b>391.85</b>	336.32
Investment by JV Partners	<b>14.56</b>	11.28	-	-	-	-	<b>171.21</b>	30.90
Profit for the year	<b>43.38</b>	(1.19)	<b>59.10</b>	65.56	<b>(21.86)</b>	(8.72)	<b>43.91</b>	24.63
Other Comprehensive income	<b>0.05</b>	(0.01)	<b>(0.02)</b>	0.04	<b>(0.05)</b>	(0.05)	-	-
Dividend Paid	-	-	<b>59.51</b>	24.80	-	-	-	-
Other Adjustments	<b>(1.28)</b>	(11.49)	<b>(17.30)</b>	0.01	<b>1.35</b>	-	<b>0.20</b>	-
<b>Closing net assets</b>	<b>416.14</b>	359.43	<b>465.78</b>	483.51	<b>109.82</b>	130.38	<b>607.17</b>	391.85
Group's share in %	<b>30.92%</b>	28.23%	<b>26%</b>	26%	<b>20%</b>	20%	<b>50%</b>	50%
Group's share in INR	<b>128.67</b>	101.47	<b>121.10</b>	125.71	<b>21.96</b>	26.08	<b>303.59</b>	195.94
Carrying Amount	<b>128.67</b>	101.47	<b>121.10</b>	125.71	<b>21.96</b>	26.08	<b>303.59</b>	195.94

(₹ in crore)

Particulars	Kalinga Bidyut Prasaran Nigam Private Limited		Cross Border Power Transmission Company Limited		RINL Powergrid TLT Private Limited		Power Transmission Company Nepal Limited	
	31.03.2020	31.03.2019	31.03.2020	31.03.2019	31.03.2020	31.03.2019	31.03.2020	31.03.2019
Opening net assets	-	0.01	<b>88.57</b>	79.12	<b>7.94</b>	7.37	<b>40.20</b>	36.53
Investment by JV Partners	-	-	-	-	-	0.60	-	-
Profit for the year	-	-	<b>21.39</b>	15.30	<b>(8.31)</b>	(0.03)	<b>7.65</b>	8.56
Other Comprehensive income	-	-	-	-	-	-	-	-
Dividend Paid	-	-	-	5.85	-	-	<b>5.06</b>	5.06
Other Adjustments	-	(0.01)	<b>(0.07)</b>	-	-	-	<b>0.01</b>	0.17
<b>Closing net assets</b>	-	-	<b>109.89</b>	<b>88.57</b>	<b>(0.37)</b>	<b>7.94</b>	<b>42.80</b>	<b>40.20</b>
Group's share in %	<b>50%</b>	50%	<b>26%</b>	26%	<b>50%</b>	50%	<b>26%</b>	26%
Group's share in INR	-	-	<b>28.57</b>	23.03	-	3.97	<b>11.13</b>	10.46
Carrying Amount	-	-	<b>28.57</b>	23.03	-	3.97	<b>11.13</b>	10.46

#### 44. Interest in Other Entities (Contd.)

##### Summarised Statement of Profit and Loss

(₹ in crore)

Particulars	Powerlinks Transmission Limited		Torrent Power Grid Limited		Jaypee Powergrid Limited		Parbati Koldam Transmission Company Limited	
	31.03.2020	31.03.2019	31.03.2020	31.03.2019	31.03.2020	31.03.2019	31.03.2020	31.03.2019
Revenue From Operations	<b>92.25</b>	146.14	<b>43.66</b>	46.52	<b>159.79</b>	159.22	<b>189.41</b>	161.14
Other Income	<b>7.02</b>	9.43	<b>2.24</b>	2.91	<b>3.71</b>	5.63	<b>19.62</b>	5.74
<b>Total Income</b>	<b>99.27</b>	155.57	<b>45.90</b>	49.43	<b>163.50</b>	164.85	<b>209.03</b>	166.88
Employee benefits expense	<b>6.91</b>	7.98	<b>2.05</b>	1.64	<b>3.59</b>	3.54	<b>3.43</b>	4.22
Finance costs	<b>0.75</b>	9.73	<b>4.81</b>	6.37	<b>33.88</b>	38.05	<b>47.46</b>	47.61
Depreciation and amortization expense	<b>0.68</b>	-	<b>16.45</b>	16.44	<b>53.54</b>	52.80	<b>49.24</b>	49.22
Other expenses	<b>7.91</b>	9.68	<b>3.74</b>	5.15	<b>5.58</b>	6.14	<b>5.46</b>	4.00
<b>Total Expenses</b>	<b>16.25</b>	27.39	<b>27.05</b>	29.60	<b>96.59</b>	100.53	<b>105.59</b>	105.05
Tax Expenses	<b>(38.12)</b>	15.61	<b>0.37</b>	0.69	<b>9.63</b>	1.30	<b>18.71</b>	13.17
<b>Profit for the year</b>	<b>121.14</b>	112.57	<b>18.48</b>	19.14	<b>57.28</b>	63.02	<b>84.73</b>	48.66
Other Comprehensive income	<b>(0.01)</b>	(0.09)	<b>(0.02)</b>	(0.03)	<b>(0.01)</b>	-	<b>0.13</b>	0.06
<b>Total Comprehensive income</b>	<b>121.13</b>	112.48	<b>18.46</b>	19.11	<b>57.27</b>	63.02	<b>84.86</b>	48.72
Dividend Received	<b>34.40</b>	25.22	<b>5.38</b>	2.34	<b>4.29</b>	12.09	<b>9.93</b>	11.35

(₹ in crore)

Particulars	Teestavalley Power Transmission Limited		North East Transmission Company Limited		National High Power Test Laboratory Private Limited		Bihar Grid Company Limited	
	31.03.2020	31.03.2019	31.03.2020	31.03.2019	31.03.2020	31.03.2019	31.03.2020	31.03.2019
Revenue From Operations	<b>268.69</b>	85.33	<b>314.15</b>	329.80	<b>11.37</b>	26.03	<b>212.36</b>	275.59
Other Income	<b>9.64</b>	0.29	<b>11.67</b>	11.27	<b>0.16</b>	0.41	<b>15.54</b>	15.08
<b>Total Income</b>	<b>278.33</b>	85.62	<b>325.82</b>	341.07	<b>11.53</b>	26.44	<b>227.90</b>	290.67
Employee benefits expense	<b>7.04</b>	1.43	<b>4.59</b>	3.38	<b>1.75</b>	2.36	<b>4.31</b>	8.68
Finance costs	<b>150.55</b>	50.39	<b>113.26</b>	124.87	<b>16.67</b>	15.83	<b>66.47</b>	95.76
Depreciation and amortization expense	<b>87.60</b>	28.25	<b>117.53</b>	113.24	<b>7.64</b>	8.37	<b>86.83</b>	64.29
Other expenses	<b>9.78</b>	5.82	<b>14.92</b>	16.53	<b>7.33</b>	8.60	<b>12.53</b>	9.83
<b>Total Expenses</b>	<b>254.97</b>	85.89	<b>250.30</b>	258.02	<b>33.39</b>	35.16	<b>170.14</b>	178.56
Tax Expenses	<b>(20.02)</b>	0.92	<b>16.42</b>	17.49	-	-	<b>13.85</b>	87.48
<b>Profit for the year</b>	<b>43.38</b>	(1.19)	<b>59.10</b>	65.56	<b>(21.86)</b>	(8.72)	<b>43.91</b>	24.63
Other Comprehensive income	<b>0.05</b>	(0.01)	<b>(0.02)</b>	0.04	<b>(0.05)</b>	(0.05)	-	-
<b>Total Comprehensive income</b>	<b>43.43</b>	(1.20)	<b>59.08</b>	65.60	<b>(21.91)</b>	(8.77)	<b>43.91</b>	24.63
Dividend Received	-	-	<b>12.83</b>	5.35	-	-	-	-

## 44. Interest in Other Entities (Contd.)

(₹ in crore)

Particulars	Kalinga Bidyut Prasaran Nigam Private Limited		Cross Border Power Transmission Company Limited		RINL Powergrid TLT Private Limited		Power Transmission Company Nepal Limited	
	31.03.2020	31.03.2019	31.03.2020	31.03.2019	31.03.2020	31.03.2019	31.03.2020	31.03.2019
Revenue From Operations	-	-	6.51	6.62	-	-	16.46	16.52
Other Income	-	-	34.23	29.68	-	-	3.06	2.22
<b>Total Income</b>	-	-	40.74	36.30	-	-	19.52	18.74
Employee benefits expense	-	-	1.14	1.44	-	-	0.75	0.63
Finance costs	-	-	14.89	16.08	-	-	3.90	3.65
Depreciation and amortization expense	-	-	0.02	0.02	-	-	5.20	4.56
Other expenses	-	-	3.30	3.46	8.31	0.03	1.49	1.25
<b>Total Expenses</b>	-	-	19.35	21.00	8.31	0.03	11.34	10.09
Tax Expenses	-	-	-	-	-	-	0.53	0.09
<b>Profit for the year</b>	-	-	21.39	15.30	(8.31)	(0.03)	7.65	8.56
Other Comprehensive income	-	-	-	-	-	-	-	-
<b>Total Comprehensive income</b>	-	-	21.39	15.30	(8.31)	(0.03)	7.65	8.56
Dividend Received	-	-	1.26	-	-	-	1.32	1.32

45. Cash equivalent of deemed export benefits availed of ₹209.99crore in respect of supplies effected for East South Inter Connector-II Transmission Project (ESI) and Sasaram Transmission Project (STP), were paid to the Customs and Central Excise Authorities in accordance with direction from Ministry of Power (GOI) during 2002-03 due to non-availability of World Bank loan for the entire supplies in respect of ESI project and for the supplies prior to March 2000 in respect of STP project and the same was capitalised in the books of accounts. Thereafter, World Bank had financed both the ESI project and STP project as originally envisaged and they became eligible for deemed export benefits. Consequently, the group has lodged claims with the Customs and Excise Authorities.

In this regard the Cumulative amount received and de-capitalized upto 31st March, 2020 is ₹12.12crore (Previous Year ₹12.12crore). The group continued to show the balance of ₹197.87crore (Previous Year ₹197.87crore) in the capital cost of the respective assets / projects pending receipt of the same from Customs and Excise Authorities.

46. a) Some balances of Trade Receivables and recoverable shown under Assets and Trade and Other Payables shown under Liabilities include balances subject to confirmation/ reconciliation and consequential adjustments if any. However reconciliations are carried out on ongoing basis. The management does not expect any material adjustment in the books of accounts as a result of the reconciliation.

b) In the opinion of the management, the value of any of the assets other than Property, Plant and Equipment and non-current investments on realization in the ordinary course of business will not be less than the value at which they are stated in the Balance Sheet.

## 47. Disclosure as per Ind AS 115 - "Revenue from Contracts with Customer"

a) For milestone based contracts (consultancy contracts), unsatisfied performance obligations are as follows:

(₹ in crore)

Particulars	As at 31 <sup>st</sup> March, 2020	As at 31 <sup>st</sup> March, 2019
Transaction price related to unsatisfied (or partially satisfied) performance obligation	2611.14	2110.24
These performance obligations are expected to be satisfied within	4 Years	5 Years

b) The movement in unbilled revenue during the year is as follows:

(₹ in crore)

Particulars	For the year ended 31.03.2020	For the year ended 31.03.2019
Balance at the beginning	6596.23	4123.12
Add: Revenue recognised during the period	3243.32	5292.99
Less: Invoiced during the period	4,613.01	2,714.17
Less: Impairment/reversal during the period	(105.71)	105.71
Add: Translation gain/(Loss)	-	-
Balance at the end	5,332.25	6,596.23

**47. Disclosure as per Ind AS 115 - "Revenue from Contracts with Customer" (Contd.)**

c) The movement in contract liability during the year is as follows:

(₹ in crore)

Particulars	For the year ended 31.03.2020	For the year ended 31.03.2019
Balance at the beginning	1261.19	869.39
Add: Advance billing during the period	537.01	1038.15
Less: revenue recognised during the period		
a) From contract liability as at beginning of the period	558.07	501.72
b) From contract liability recognised during the period	76.37	144.76
Add: Translation gain/(Loss)	0.26	0.13
Balance at the end	1164.02	1261.19

d) The entity determines transaction price based on expected value method considering its past experiences of refunds or significant reversals in amount of revenue. In estimating significant financing component, management considers the financing element inbuilt in the transaction price based on imputed rate of return. Reconciliation of Contracted Price vis-a-vis revenue recognized in profit or loss statement is as follows:

(₹ in crore)

Particulars	For the year ended 31.03.2020	For the year ended 31.03.2019
Contracted price	36260.84	34563.53
Add/ (Less)- Discounts/ rebates provided to customer	(139.26)	(218.70)
Add/ (Less)- Performance bonus	429.20	217.41
Add/ (Less)- Adjustment for significant financing component	96.70	88.29
Add/ (Less)- Other adjustments	1096.06	408.59
Revenue recognized in profit or loss statement	37743.54	35059.12

**48.** (i) FERV Loss of ₹2,079.72crore (Previous Year ₹1,441.50crore) has been adjusted in the respective carrying amount of Property, Plant and Equipment/Capital work in Progress (CWIP)/Lease Receivables

(ii) FERV Loss of ₹221.86crore (Previous Year ₹225.86crore) has been recognised in the Statement of Profit and Loss.

**49.** Borrowing cost capitalised during the year is ₹2,120.31crore (Previous Year ₹1,499.62crore) in the respective carrying amount of Property, Plant and Equipment/Capital work in Progress (CWIP) as per Ind AS 23 'Borrowing Costs'.

**50.** Based on information available with the group, there are few suppliers/service providers who are registered as micro, small or medium enterprise under The Micro, Small and Medium Enterprises Development Act, 2006 (MSMED Act, 2006). Information in respect of micro and small enterprises as required by Companies Act 2013 and MSMED Act, 2006 is given as under:

(₹ in crore)

S. No.	Particulars	Trade Payables		Others	
		As at 31.03.2020	As at 31.03.2019	As at 31.03.2020	As at 31.03.2019
1	Principal amount and interest due thereon remaining unpaid to any supplier as at end of each accounting year:				
	Principal	11.58	33.27	2.98	22.30
	Interest	0.01	0.05	-	-
2	The amount of Interest paid by the buyer in terms of section 16 of the MSMED Act, 2006 along with the amount of the payment made to the supplier beyond the appointed day during each accounting year	0.04	-	-	-
3	The amount of interest due and payable for the period of delay in making payment (which have been paid but beyond the appointed day during the year) but without adding the interest specified under MSMED Act, 2006	-	0.01	-	-
4	The amount of interest accrued and remaining unpaid at the end of each accounting year	0.01	0.04	-	-
5	The amount of further interest remaining due and payable even in the succeeding years, until such date when the interest dues as above are actually paid to the small enterprise for the purpose of disallowance as a deductible expenditure under section 23 of the MSMED Act 2006	-	-	-	-



## 51. Application of new and revised Ind AS

A) The group adopted Ind AS 116 with effect from 01.04.2019. The nature and effect of the changes as a result of adoption of the new accounting standard is described below.

Several other amendments and interpretations apply with effect from 01.04.2019, but do not have an impact on the financial statements of the group. The group has not early adopted any standards, interpretations or amendments that have been issued but are not yet effective.

### B) Ind AS 116 – Leases

Under the new standard, all lease contracts, with limited exceptions, are recognized in the financial statements by way of Right-of-Use (ROU) assets and corresponding lease liabilities. The group has applied the standard to its leases, using the modified prospective method at the date of initial application (i.e. 01.04.2019), with the option to measure the ROU asset at an amount equal to the lease liability, adjusted by the amount of any prepaid or accrued lease payments relating to that lease recognized in the balance sheet immediately before the date of initial application. Accordingly, the group has not restated comparative information and therefore will continue to be reported under the accounting policies included as part of our annual report for the year ended 31.03.2019.

The group has applied the new standard to service contracts of Dark Fiber, colocation & repeater shelter spaces, Office buildings on rent etc. to evaluate whether these contracts contains a lease or not. Based on evaluation of the terms and conditions of the arrangements, the group has evaluated such arrangements to be leases.

The group has applied following practical expedients on transition to Ind AS 116 on initial application:

- Use of single discount rate to portfolio of leases of similar assets in similar economic environment with similar end date
- Exclusion of initial direct cost from the measurement of the ROU asset at the date of initial application
- Not to recognize ROU assets and lease liabilities for leases with remaining lease term of upto 12 months from the date of initial application (i.e. 01.04.2019) by class of asset and leases of low value asset on lease by lease basis.

The adoption of the new standard resulted in recognition of "Right-of-Use asset" of ₹20.45crore and a corresponding Lease Liability of ₹19.58crore. The remaining ₹0.87 crore pertains to the prepaid lease payments recognized in the balance sheet immediately before the date of initial application.

In respect of leasehold land that were classified as leases applying Ind AS 17, an amount of ₹491.28crore (gross carrying amount) and ₹43.24crore (accumulated depreciation) has been reclassified as ROU assets.

The following table provides a reconciliation of the Group's operating lease commitments as at 31.03.2019 to the total lease liability recognized on the balance sheet in accordance with Ind AS 116 as at 01.04.2019:

Particulars	Amount (₹ in crore)
Operating lease commitments as at 31.03.2019	87.43
Less: Short-term leases	5.38
Less: Effect of discounting (@ 7.16%)	62.47
Total lease liabilities at 01.04.2019	19.58

Short term leases: As part of transition, the Group has availed the practical expedient of not to apply the recognition requirements of Ind AS 116 to short term leases for recognition of assets and liabilities related to leases.

### a) As a Lessor - Finance Leases:-

The group has classified and accounted for the arrangements for state sector ULDC assets and bilateral assets as finance leases. Agreements for State Sector ULDC are for a period of 15 years and Bilateral Line Assets with the beneficiary are for the period as specified in CERC Regulations.

Other Non-Current Financial Assets and Other Current Financial Assets include lease receivables representing the present value of future lease rentals receivable on the finance lease transactions entered into by the group with the constituents in respect of State Sector ULDC and Bilateral Line Assets. Disclosure requirements of Ind AS 116 'Leases' notified under the Companies Act, 2013 are given as under:

(i) Details of gross investment in lease, un-earned finance income and present value of minimum lease payments receivables at the end of financial year are given as under: (₹ in crore)

Particulars	As at 31.03.2020	As at 31.03.2019
Gross investment in Lease	1547.26	1597.41
Un-earned Finance Income	980.06	1052.92
Present value of Minimum Lease Payment (MLP)	567.20	544.49

## 51. Application of new and revised Ind AS (Contd.)

(ii) The value of contractual maturity of such leases is as under:

(₹ in crore)

Particulars	Gross Investment in Lease		Present Value of MLPs	
	As at 31.03.2020	As at 31.03.2019	As at 31.03.2020	As at 31.03.2019
Not later than one year	132.37	132.39	50.15	47.50
Later than one year and not later than two years	127.38	129.40	46.21	45.72
Later than two years and not later than three years	127.19	124.40	47.02	41.73
Later than three years and not later than four years	127.19	124.21	48.14	42.51
Later than four years and not later than five years	127.19	124.21	49.39	43.58
Later than five years	905.94	962.80	326.29	323.45
<b>Total</b>	<b>1547.26</b>	<b>1597.41</b>	<b>567.20</b>	<b>544.49</b>

(iii) There are differences in balance lease receivable as at year end as per accounts and tariff records on account of:

- Undischarged liabilities amounting to ₹61.30crore (Previous Year ₹74.43crore). Such cost become part of project cost only on discharge of such liabilities.
- Unamortized FERV on loans included in lease receivable amounting to ₹21.47crore (Previous Year ₹17.23crore). Such FERV are allowed to be recovered as part of tariff on actual payment basis.

### b) As a Lessee:-

The group has taken assets on lease such as dark fiber, colocation & repeater shelter spaces and office buildings etc. for various periods which are assessed and accounted as per the requirements of Ind AS 116 – “Leases” and required disclosures as per the said Ind AS are as follows:

#### i) ROU Assets:

Additions, termination/disposal and depreciation charge on right of use assets for the year and carrying amount of the same as at the end of the financial year by class of underlying asset is been disclosed in note no. 4 as a separate line item.

#### ii) Lease Liabilities:

Interest expense on lease liabilities for the year is shown under note no. 38 and total cash outflow for leases for the year has been disclosed in statement of cash flow under financing activities as separate line item and maturity analysis of lease liabilities has been disclosed in note no. 57.

#### iii) Short term leases:

The group, during the financial year, has incurred ₹48.85crore with respect to short term leases.

The group was committed to short term leases and the total commitment of such leases at the end of financial year was ₹4.83crore.

## 52. Additional demand of License fee raised by DoT

The company holds National Long distance (NLD) and Internet Service Provider (ISP) licenses and is regularly paying the applicable license fee to DoT. The company has received additional demand of license fee amounting to ₹ 44039.23 crore (including penalty and interest up to 31.03.2020) for previous periods in respect of the above licenses by adding non-telecom revenue i.e., revenue related to transmission and consultancy as “Miscellaneous income” in Adjusted Gross Revenue (AGR).

In the light of judgment dated 24.10.2019 of Hon’ble Supreme Court on the dispute between DoT and Telecom Service Providers (TSPs) regarding interpretation of AGR, DoT vide communication dated 05.12.2019 requested submission of a comprehensive representation since all the demands are being re-examined w.r.t. the Hon’ble Supreme Court Judgement. The company has represented to DoT stating inter-alia that the demands raised are not sustainable either in law or on facts as the nature of license in case of telecom service providers is different and distinct from the licenses given to the company.

The Hon’ble Supreme Court vide its order dated 11.06.2020 has also observed that the licenses of Public Sector Undertakings (PSUs) are different and their judgment in the case between DoT and TSPs could not have been made the basis for raising the demand against the PSUs. The Hon’ble Supreme court has further ordered that the Department of Telecom should reconsider the demand that has been sprung and report compliance of the action taken.

In view of the above and based upon legal advice received, the management is of the opinion that the aforesaid demands are not payable by the Company.

## 53. Disclosures relating to Regulatory Deferral Account Balances

### i) Nature of rate regulated activities

The group is mainly engaged in the business of transmission of power. The tariff for transmission of power is determined by the CERC through tariff regulations. The tariff is based on capital cost admitted by CERC and provides for transmission charges recovery of annual fixed cost consisting of Return on equity, Interest on loan capital, Depreciation, interest on working capital and Operation & Maintenance expenses.

**53. Disclosures relating to Regulatory Deferral Account Balances (Contd.)****ii) Recognition and measurement**

FERV arising during the construction period for settlement/translation of monetary items (other than non-current loans) denominated in foreign currency to the extent recoverable/payable to the beneficiaries as capital cost as per CERC Tariff Regulations are accounted as Regulatory Deferral Account Balances. In respect of long term foreign currency loan drawn on or after 1st April, 2016, exchange difference to the extent recoverable as per CERC Tariff Regulations are recognised as Regulatory Deferral Account Balances. The group expects to recover these amounts through depreciation component of the tariff over the life of the asset or as exchange rate variation on repayment of the loan.

The tariff norms for the block period 2019-2024 notified by the Central Electricity Regulatory Commission (CERC) provide for grossing up of the return on equity based on effective tax rate for the financial year based on the actual tax paid during the year on the transmission income. Accordingly, deferred tax provided during the year ended 31.03.2020 on the transmission income is accounted as 'Deferred Assets against Deferred Tax Liability'. Deferred Assets against Deferred Tax Liability for the year will be reversed in future years (including tax holiday period) when the related deferred tax liability forms a part of current tax.

The group has recognized an amount of ₹ Nil crore (Previous Year ₹19.67crore) on account of pay revision as recoverable from the beneficiaries in subsequent periods under Regulatory Deferral Account Balances. These balances are to be adjusted in the year in which they become recoverable from beneficiaries as per CERC. Amount of regulatory deferral account balances is on undiscounted basis.

**iii) Risk associated with future recovery/ reversal of regulatory deferral account balances**

- (a) regulatory risk on account of changes in regulations.  
(b) other risks including currency or other market risks, if any.

Any change in the Tariff regulations beyond the current tariff period ending on 31.03.2024 may have an impact on the recovery of Regulatory Deferral Account Balances.

The Regulatory Deferral Account Balances (assets) recognized in the books to be recovered from the beneficiaries in future periods are as follows:

(₹ in crore)

Particulars	As at 31.03.2020	As at 31.03.2019
A. Opening Balance	<b>8,083.27</b>	11,304.22
B. Addition/(deduction) during the year	<b>2045.17</b>	(3220.95)
C. Amount collected/refunded during the year	<b>5.38</b>	-
D. Regulated Income/(Expense) recognized in the statement of Profit and Loss	<b>2039.79</b>	(3220.95)
E. Closing Balance	<b>10123.06</b>	8083.27
F. Tax on Regulated Income/(Expense) recognized in the statement of Profit and Loss	<b>356.39</b>	(694.08)

**54. Disclosure as required by Regulation 34 (3) of SEBI (Listing Obligations and Disclosure Requirements) Regulations, 2015****A. Loans and Advances in nature of Loans:****1. To Joint Ventures**

(₹ in crore)

Name of the Company	Outstanding balance		Maximum amount outstanding	
	As at 31.03.2020	As at 31.03.2019	For the year ended 31.03.2020	For the year ended 31.03.2019
<b>Joint Ventures</b>				
National High Power Test Laboratory Private Limited	<b>18.40</b>	6.00	<b>18.40</b>	6.00
Teestavalley Power Transmission Limited	<b>77.12</b>	77.12	<b>191.72</b>	77.12
<b>Total</b>	<b>95.52</b>	83.12	<b>210.12</b>	83.12

2. To firms/companies in which directors are interested : NIL

B. Investment by the loanee (as detailed above) in the shares of Power Grid Corporation of India Ltd: NIL

**55. Corporate Social Responsibility (CSR) Expenses**

As per Section 135 of the Companies Act, 2013 along with Companies (Corporate Social Responsibility Policy) Rules, 2014 read with DPE guidelines no F.No.15 (13)/2013-DPE (GM), the group is required to spend, in every financial year, at least two per cent of the average net profits of the group made during the three immediately preceding financial years in accordance with its CSR Policy. Accordingly, the Group has spent ₹349.36crore (Previous Year ₹196.28crore) on CSR activities

### 56. Additional Information as required under Schedule III of the Companies Act, 2013

(₹ in Crore)

Particulars	Net Asset i.e. assets minus total liabilities		Share in profit or loss			Share in Other Comprehensive Income			Share in Total Comprehensive Income					
	31.03.2020		For the year ended 31.03.2020		For the year ended 31.03.2020		For the year ended 31.03.2020		For the year ended 31.03.2020		For the year ended 31.03.2019			
	As % of consol. net assets	Amount	As % of consol. net assets	Amount	As % of consol. profit or loss	Amount	As % of consol. OCI	Amount	As % of consol. OCI	Amount	As % of consol. Total Comp. Income	Amount	As % of consol. Total Comp. Income	
<b>Parent</b>	<b>93.50%</b>	<b>60492.60</b>	<b>94.92%</b>	<b>56085.95</b>	<b>95.32%</b>	<b>10542.18</b>	<b>100.00%</b>	<b>(104.02)</b>	<b>99.76%</b>	<b>(16.30)</b>	<b>95.28%</b>	<b>10438.16</b>	<b>96.85%</b>	<b>9701.85</b>
Power Grid Corporation of India Limited														
<b>Subsidiaries</b>														
<b>Indian</b>														
Powergrid Jabalpur Transmission Limited	<b>0.37%</b>	<b>241.91</b>	<b>0.31%</b>	<b>183.30</b>	<b>0.44%</b>	<b>48.39</b>	<b>0.00%</b>	<b>-</b>	<b>0.00%</b>	<b>-</b>	<b>0.44%</b>	<b>48.39</b>	<b>0.10%</b>	<b>10.15</b>
Powergrid Kala Amb Transmission Limited	<b>0.13%</b>	<b>81.40</b>	<b>0.12%</b>	<b>70.71</b>	<b>0.21%</b>	<b>23.37</b>	<b>0.00%</b>	<b>-</b>	<b>0.00%</b>	<b>-</b>	<b>0.21%</b>	<b>23.37</b>	<b>0.13%</b>	<b>13.08</b>
Powergrid NM Transmission Limited	<b>0.13%</b>	<b>83.27</b>	<b>0.17%</b>	<b>98.34</b>	<b>-0.27%</b>	<b>(29.48)</b>	<b>0.00%</b>	<b>-</b>	<b>0.00%</b>	<b>-</b>	<b>-0.27%</b>	<b>(29.48)</b>	<b>-0.63%</b>	<b>(63.57)</b>
Powergrid Parli Transmission Limited	<b>0.55%</b>	<b>358.48</b>	<b>0.46%</b>	<b>274.36</b>	<b>0.72%</b>	<b>79.22</b>	<b>0.00%</b>	<b>-</b>	<b>0.00%</b>	<b>-</b>	<b>0.72%</b>	<b>79.22</b>	<b>0.65%</b>	<b>65.02</b>
Powergrid Southern Interconnector Transmission System Ltd	<b>1.11%</b>	<b>716.10</b>	<b>0.87%</b>	<b>513.92</b>	<b>0.08%</b>	<b>8.68</b>	<b>0.00%</b>	<b>-</b>	<b>0.00%</b>	<b>-</b>	<b>0.08%</b>	<b>8.68</b>	<b>-0.02%</b>	<b>(1.56)</b>
Powergrid Unchahar Transmission Limited	<b>0.04%</b>	<b>24.45</b>	<b>0.04%</b>	<b>24.58</b>	<b>0.09%</b>	<b>9.64</b>	<b>0.00%</b>	<b>-</b>	<b>0.00%</b>	<b>-</b>	<b>0.09%</b>	<b>9.64</b>	<b>0.10%</b>	<b>9.81</b>
Powergrid Vemagiri transmission Limited	<b>-0.03%</b>	<b>(19.41)</b>	<b>-0.03%</b>	<b>(19.40)</b>	<b>0.00%</b>	<b>(0.01)</b>	<b>0.00%</b>	<b>-</b>	<b>0.00%</b>	<b>-</b>	<b>0.00%</b>	<b>(0.01)</b>	<b>0.00%</b>	<b>(0.01)</b>
Powergrid Vizag Transmission Limited	<b>0.58%</b>	<b>372.95</b>	<b>0.52%</b>	<b>307.17</b>	<b>1.37%</b>	<b>151.75</b>	<b>0.00%</b>	<b>-</b>	<b>0.00%</b>	<b>-</b>	<b>1.39%</b>	<b>151.75</b>	<b>1.00%</b>	<b>100.15</b>
Powergrid Warora Transmission Limited	<b>0.74%</b>	<b>478.95</b>	<b>0.65%</b>	<b>382.76</b>	<b>0.69%</b>	<b>76.09</b>	<b>0.00%</b>	<b>-</b>	<b>0.00%</b>	<b>-</b>	<b>0.69%</b>	<b>76.09</b>	<b>0.60%</b>	<b>59.67</b>
Powergrid Medinipur, Jeeerat Transmission Limited	<b>0.45%</b>	<b>289.33</b>	<b>0.00%</b>	<b>0.01</b>	<b>0.00%</b>	<b>-</b>	<b>0.00%</b>	<b>-</b>	<b>0.00%</b>	<b>-</b>	<b>0.00%</b>	<b>-</b>	<b>0.00%</b>	<b>-</b>
Powergrid Mithilanchal Transmission Limited	<b>0.19%</b>	<b>119.99</b>	<b>0.00%</b>	<b>0.04</b>	<b>0.00%</b>	<b>-</b>	<b>0.00%</b>	<b>-</b>	<b>0.00%</b>	<b>-</b>	<b>0.00%</b>	<b>-</b>	<b>0.00%</b>	<b>-</b>
Powergrid Varanasi Transmission System Limited	<b>0.19%</b>	<b>125.04</b>	<b>0.00%</b>	<b>0.04</b>	<b>0.00%</b>	<b>-</b>	<b>0.00%</b>	<b>-</b>	<b>0.00%</b>	<b>-</b>	<b>0.00%</b>	<b>-</b>	<b>0.00%</b>	<b>-</b>
Powergrid Jawaharpur Firozabad Transmission Limited	<b>0.00%</b>	<b>0.05</b>	<b>0.00%</b>	<b>0.05</b>	<b>0.00%</b>	<b>-</b>	<b>0.00%</b>	<b>-</b>	<b>0.00%</b>	<b>-</b>	<b>0.00%</b>	<b>-</b>	<b>0.00%</b>	<b>-</b>
Powergrid Khethi Transmission System Limited	<b>0.00%</b>	<b>(0.28)</b>	<b>NA</b>	<b>NA</b>	<b>0.00%</b>	<b>(0.33)</b>	<b>0.00%</b>	<b>-</b>	<b>NA</b>	<b>NA</b>	<b>0.00%</b>	<b>(0.33)</b>	<b>NA</b>	<b>NA</b>
Powergrid Bhuj Transmission Limited	<b>0.00%</b>	<b>0.01</b>	<b>NA</b>	<b>NA</b>	<b>0.00%</b>	<b>-</b>	<b>0.00%</b>	<b>-</b>	<b>NA</b>	<b>NA</b>	<b>0.00%</b>	<b>-</b>	<b>NA</b>	<b>NA</b>
Powergrid Bhand Guna Transmission Limited	<b>0.00%</b>	<b>(0.59)</b>	<b>NA</b>	<b>NA</b>	<b>0.00%</b>	<b>0.12</b>	<b>0.00%</b>	<b>-</b>	<b>NA</b>	<b>NA</b>	<b>0.00%</b>	<b>0.12</b>	<b>NA</b>	<b>NA</b>
Powergrid Ajmer Phagi Transmission Limited	<b>0.00%</b>	<b>(0.27)</b>	<b>NA</b>	<b>NA</b>	<b>0.00%</b>	<b>(0.32)</b>	<b>0.00%</b>	<b>-</b>	<b>NA</b>	<b>NA</b>	<b>0.00%</b>	<b>(0.32)</b>	<b>NA</b>	<b>NA</b>
Powergrid Fategarh Transmission Limited	<b>0.00%</b>	<b>0.01</b>	<b>NA</b>	<b>NA</b>	<b>0.00%</b>	<b>-</b>	<b>0.00%</b>	<b>-</b>	<b>NA</b>	<b>NA</b>	<b>0.00%</b>	<b>-</b>	<b>NA</b>	<b>NA</b>
Powergrid Rampur Sambhal Transmission Limited	<b>0.00%</b>	<b>(0.83)</b>	<b>NA</b>	<b>NA</b>	<b>-0.01%</b>	<b>(0.88)</b>	<b>0.00%</b>	<b>-</b>	<b>NA</b>	<b>NA</b>	<b>-0.01%</b>	<b>(0.88)</b>	<b>NA</b>	<b>NA</b>
Powergrid Meerut Simbhavali Transmission Limited	<b>0.00%</b>	<b>0.01</b>	<b>NA</b>	<b>NA</b>	<b>0.00%</b>	<b>-</b>	<b>0.00%</b>	<b>-</b>	<b>NA</b>	<b>NA</b>	<b>0.00%</b>	<b>-</b>	<b>NA</b>	<b>NA</b>

## 56. Additional Information as required under Schedule III of the Companies Act, 2013 (Contd.)

(₹ in Crore)

Particulars	Net Asset i.e. assets minus total liabilities		Share in profit or loss				Share in Other Comprehensive Income				Share in Total Comprehensive Income				
	31.03.2020		31.03.2019		For the year ended 31.03.2020		For the year ended 31.03.2019		For the year ended 31.03.2020		For the year ended 31.03.2019		For the year ended 31.03.2020		
	As % of consol. net assets	Amount	As % of consol. net assets	Amount	As % of consol. profit or loss	Amount	As % of consol. OCI	Amount	As % of consol. OCI	Amount	As % of consol. OCI	Amount	As % of consol. Total Comp. Income	Amount	
<b>Joint Ventures</b>															
<b>Indian</b>															
Powerlinks Transmission Limited	0.72%	465.45	0.76%	447.58	0.54%	59.35	0.01%	(0.01)	0.27%	(0.04)	0.54%	59.34	0.55%	55.12	
Torrent Powergrid Limited	0.05%	33.86	0.06%	35.56	0.04%	4.80	0.01%	(0.01)	0.05%	(0.01)	0.05%	4.79	0.05%	4.97	
Jaypee Powergrid Limited	0.17%	112.46	0.18%	105.45	0.13%	14.89	0.01%	(0.01)	0.00%	-	0.14%	14.88	0.16%	16.39	
Parbati Koldam Transmission Company Limited	0.16%	105.39	0.16%	95.30	0.20%	22.03	-0.03%	0.03	-0.06%	0.01	0.20%	22.06	0.13%	12.66	
Teestavalley Power Transmission Limited	0.20%	128.67	0.17%	101.47	0.12%	13.41	-0.02%	0.02	0.02%	-	0.12%	13.43	0.00%	(0.34)	
North East Transmission Company Limited	0.19%	121.10	0.21%	125.71	0.14%	15.37	0.01%	(0.01)	-0.06%	0.01	0.14%	15.36	0.17%	17.06	
National High Power Test Lab Pvt Limited	0.03%	21.96	0.04%	26.08	-0.04%	(4.38)	0.01%	(0.01)	0.06%	(0.01)	-0.04%	(4.39)	-0.02%	(1.75)	
Bihar Grid Company Limited	0.47%	303.59	0.33%	195.94	0.20%	21.94	0.00%	-	0.00%	-	0.20%	21.94	0.12%	12.32	
Kalinga Bidyut Prasaran Nigam Pvt Limited	0.00%	-	0.00%	-	0.00%	-	0.00%	-	0.00%	-	0.00%	-	0.00%	-	
Cross Border Transmission Limited	0.04%	28.57	0.04%	23.03	0.05%	5.55	0.00%	-	0.00%	-	0.05%	5.55	0.04%	3.98	
RINL POWERGRID TLT Pvt. Limited	0.00%	-	0.00%	-	-0.04%	(3.97)	0.00%	(0.02)	0.00%	-	-0.04%	(3.97)	0.00%	(0.02)	
<b>Foreign</b>															
Power Transmission Company Nepal Ltd	0.02%	11.13	0.02%	10.46	0.02%	1.99	0.00%	-	0.00%	-	0.02%	1.99	0.02%	2.23	
<b>Total</b>	100.00%	64695.35	100.00%	59088.39	100.00%	11059.40	100.00%	(104.02)	100.00%	(16.34)	100.00%	10955.38	100.00%	10017.18	

## 57. Fair Value Measurement

(₹ in crore)

Financial Instruments by category	As at 31.03.2020		As at 31.03.2019	
	FVOCI	Amortised cost	FVOCI	Amortised cost
<b>Financial Assets</b>				
<u>Investments</u>				
<u>Equity Instruments</u>	<b>46.50</b>		88.14	
- PTC India Limited (12000006 shares of ₹ 10 each)				
Energy Efficiency Services Limited (56118350 (Previous Year 37704350) shares of ₹ 10 each)	<b>52.40</b>		41.70	
Trade Receivables		<b>5040.71</b>		4728.10
Loans		<b>423.95</b>		319.12
Cash & cash Equivalents		<b>4840.12</b>		3647.73
Bank Balance		<b>609.96</b>		852.39
<u>Other Financial Assets</u>				
Current		<b>5818.40</b>		6881.04
Non-Current		<b>4089.19</b>		4384.90
<b>Total Financial assets</b>	<b>98.90</b>	<b>20822.33</b>	<b>129.84</b>	<b>20813.28</b>
<b>Financial Liabilities</b>				
Borrowings		<b>151581.03</b>		149788.58
Trade Payables		<b>226.54</b>		365.13
<u>Other Financial Liabilities</u>				
Current		<b>8624.23</b>		9200.61
Non-Current		<b>3523.13</b>		3994.53
<b>Total financial liabilities</b>	<b>-</b>	<b>163954.93</b>	<b>-</b>	<b>163348.85</b>

This section explains the judgements and estimates made in determining the fair values of the financial instruments that are measured at fair value and financial instruments that are measured at amortised cost and for which fair values are disclosed in the financial statements. To provide an indication about the reliability of the inputs used in determining fair value, the group has classified its financial instruments into the three levels prescribed under the accounting standard. An explanation of each level follows underneath the table.

### Financial instruments that are measured at Fair value:

(₹ in crore)

Particulars	Level 1	Level 2	Level 3	Total
<b>As at 31.03.2020</b>				
<b>Financial Assets</b>				
<u>Investments</u>				
<u>Equity Instruments</u>				
-PTC India Limited (12000006 shares of ₹ 10 each)	46.50	-	-	46.50
Energy Efficiency Services Limited (56118350 shares of ₹ 10 each)	-	52.40	-	52.40
<b>Total Financial Assets</b>	<b>46.50</b>	<b>52.40</b>	<b>-</b>	<b>98.90</b>

(₹ in crore)

Particulars	Level 1	Level 2	Level 3	Total
<b>As at 31.03.2019</b>				
<b>Financial Assets</b>				
<u>Investments</u>				
<u>Equity Instruments</u>				
-PTC India Limited (12000006 shares of ₹ 10 each)	88.14	-	-	88.14
Energy Efficiency Services Limited (37704350 shares of ₹ 10 each)	-	41.70	-	41.70
<b>Total Financial Assets</b>	<b>88.14</b>	<b>41.70</b>	<b>-</b>	<b>129.84</b>

**57. Fair Value Measurement (Contd.)****Financial instruments that are measured at Amortised Cost:**

(₹ in crore)

Particulars	Level	As at 31.03.2020		As at 31.03.2019	
		Carrying Amount	Fair value	Carrying Amount	Fair value
<b>Financial Assets</b>					
<u>Loans</u>					
Loan to Joint Venture	2	95.52	92.59	83.12	83.48
Loans to employees	2	328.43	320.73	235.99	224.22
<b>Total Financial Assets</b>		<b>423.95</b>	<b>413.32</b>	319.11	307.70
<b>Financial Liabilities</b>					
Borrowings	2	151581.03	156511.73	149788.58	147993.11
Deposits/retention money from contractors and others	2	3509.84	3853.29	3994.53	4015.87
<b>Total financial liabilities</b>		<b>155090.87</b>	<b>160365.02</b>	153783.11	152008.98

The carrying amounts of trade receivables, trade payables, cash and cash equivalents and other current financial liabilities are considered to be the same as their fair values, due to their short-term nature.

For financial assets that are measured at fair value, the carrying amounts are equal to the fair values.

**Level 1:** Level 1 hierarchy includes financial instruments measured using quoted prices. This includes listed equity bonds which are traded in the stock exchanges, valued using the closing price as at the reporting period.

**Level 2:** The fair value of financial instruments that are not traded in an active market (for example, traded bonds) is determined using valuation techniques which maximise the use of observable market data and rely as little as possible on entity-specific estimates. If all significant inputs required to fair value an instrument are observable, the instrument is included in level 2.

**Level 3:** If one or more of the significant inputs is not based on observable market data, the instrument is included in level 3. This is the case for unlisted equity securities, contingent consideration and indemnification assets included in level 3.

There are no transfers between levels 1 and 2 during the year. The group's policy is to recognise transfers into and transfers out of fair value hierarchy levels as at the end of the reporting period.

**Valuation technique used to determine fair value:**

Specific valuation techniques used to value financial instruments include:

- the use of quoted market prices or dealer quotes for similar instruments
- the fair value of Energy Efficiency Services Limited has been determined by making qualitative adjustment to trading multiples such as P/E, EV/EBITDA of comparable listed prices. The same has been included in Level 2 fair value hierarchy.
- the fair value of the remaining financial instruments is determined using discounted cash flow analysis.

All of the resulting fair value estimates are included in level 2 apart from equity instruments of PTC India Limited which is included in Level 1 fair value hierarchy.

Fair value of financial instruments has been determined by an independent valuer.

**58. Disclosure as per Ind AS 24 - "Related Party Disclosures"****(a) Joint Ventures**

Name of entity	Place of business/country of incorporation	Proportion of Ownership Interest	
		As at 31.03.2020	As at 31.03.2019
Powerlinks Transmission Limited	India	49%	49%
Torrent Power Grid Limited	India	26%	26%
Jaypee Powergrid Limited	India	26%	26%
Parbati Koldam Transmission Company Limited	India	26%	26%
Teestavalley Power Transmission Limited#	India	30.92%	28.23%
North East Transmission Company Limited	India	26%	26%
National High Power Test Laboratory Private Limited	India	20%	20%
Bihar Grid Company Limited	India	50%	50%
Kalinga Bidyut Prasaran Nigam Private Limited##	India	50%	50%
Cross Border Power Transmission Company Limited	India	26%	26%
RINL Powergrid TLT Private Limited###	India	50%	50%
Power Transmission Company Nepal Limited	Nepal	26%	26%

## 58. Disclosure as per Ind AS 24 - "Related Party Disclosures" (Contd.)

# POWERGRID & Teesta Urja Ltd are the Joint venture partners in Teestavalley Power Transmission Limited & holds 26% & 74 % equity, respectively as per Shareholding agreement. On call of additional equity by Teestavalley Power Transmission limited, POWERGRID contributed their share amounting ₹ 14.56 crore (previous year ₹ 11.28 crore) while the other JV partner has not yet contributed their share of money as on 31.03.2020. Consequently, the holding of POWERGRID increased to 30.92% (previous year 28.23%) as on 31.03.2020 against 26% provided in shareholding agreement.

## Shareholders of M/s Kalinga Bidyut Prasaran Nigam Pvt Ltd (KBPNL), JV between M/s POWERGRID & M/s OPTCL in their Extra Ordinary General Meeting held on 02.01.2020 approved the striking off of the name of the company pursuant to section 248 (2) of the Companies Act, 2013. Accordingly, e-form STK-2 vide SRN NO- R30789564 has been filed in Registrar of Companies (ROC), Odisha on Dated 21.01.2020 for removal of name of the Company. The present status of striking off of the Company (M/s KBPNL) as per MCA website is "Under Process of Striking Off".

### POWERGRID's Board of Directors in its meeting held on 1st May 2018 accorded in principle approval to close RINL Powergrid TLT Private Limited (RPTPL) and seek consent of other JV Partner Rashtriya Ispat Nigam Limited (RINL). RINL's Board of Directors in its meeting held on 01st March, 2019 has agreed in principle for winding up proceedings of RPTPL & to seek the approval from Ministry of Steel, Government of India, for closure of RPTPL. RINL's Board of Directors in its meeting held on 05th November, 2019 has advised to put up the closure proposal again to Ministry of steel for onward submission to NITI Ayog. The Approval from Government is awaited.

### (b) Key Managerial Personnel

#### Whole Time Directors

Name	Designation
Shri K. Sreekant	Chairman & Managing Director (Relinquished the charge of post of Director (Finance) and assumed charge of Chairman & Managing Director w.e.f. 05.08.2019)
Shri Ravi P. Singh	Director (Personnel) & Additional Charge of Chairman & Managing Director w.e.f. 21.01.2019 to 05.08.2019 and superannuated on 31.01.2020
Ms. Seema Gupta	Director (Operations) & Additional Charge of Director (Finance) w.e.f. 30.09.2019 to 05.11.2019. Further Additional charge of Director (Finance) w.e.f. 06.02.2020
Shri Rajeev Kumar Chauhan	Director (Projects)
Shri Vinod Kumar Singh	Director (Personnel) w.e.f. 01.02.2020

#### Independent Directors

Name	Designation
Shri Tse Ten Dorji	Independent Director ceased to be director on 15.02.2020
Shri Manoj Kumar Mittal	Independent Director
Shri Sunil Kumar Sharma	Independent Director
Smt. A.R. Mahalakshmi	Independent Director
Shri M.N. Venkatesan	Independent Director w.e.f. 11.07.2019
Shri Jagdish Ishwar Bhai Patel	Independent Director ceased to be director on 26.09.2019

#### Government Nominee Directors and other KMP

Name	Designation
Shri S.K.G. Rahate	Government Nominee Director w.e.f. 27.09.2019 to 16.03.2020
Shri Vivek Kumar Dewangan	Government Nominee Director ceased to be director on 07.06.2019
Shri Ghanshyam Prasad	Government Nominee Director ceased to be director on 23.09.2019
Shri Anurag Agarwal	Government Nominee Director w.e.f. 27.06.2019 to 12.07.2019
Shri Dilip Nigam	Government Nominee Director w.e.f. 28.12.2019
Shri Sanjay Malhotra	Government Nominee Director w.e.f. 31.01.2020 to 16.03.2020
Shri Tanmay Kumar	Government Nominee Director w.e.f. 18.03.2020
Smt. Divya Tandon	Company Secretary
Shri K. S. R. Murty	CFO w.e.f. 27.08.2019



**58. Disclosure as per Ind AS 24 - "Related Party Disclosures" (Contd.)****(c) List of Other Related Parties**

Name of entity	Place of business/country of incorporation	Nature of Relationship
Powergrid Employees P.F. Trust	India	Post-employment benefit plan of Powergrid
Powergrid Self Contributory Superannuation Benefit (Pension) Fund Trust	India	Post-employment benefit plan of Powergrid
Powergrid Employees Gratuity Fund Trust	India	Post-employment benefit plan of Powergrid
Powergrid Employees Post-Retirement Medical Benefit Trust	India	Post Retirement Benefit plan of Powergrid

**(d) Government Related Entities**

The company is controlled by the Government of India (GOI), being a Central Public Sector Enterprise (CPSE) under the Ministry of Power, with GOI holding 51.34% (Previous Year 55.37%) of equity shares capital issued and paid up.

The Company has business transactions with other entities controlled by the GOI for procurement of capital equipment, spares and services. Transactions with these entities are carried out at market terms on arms-length basis through a transparent price discovery process against open tenders, except in a few cases of procurement of spares/services from Original Equipment Manufacturer (OEM) for proprietary items/or on single tender basis due to urgency, compatibility or other reasons. Such single tender procurements are also done through a process of negotiation with prices benchmarked against available price data of same/similar items.

The above transactions are in the course of normal day-to-day business operations and are not considered to be significant keeping in view the size, either individually or collectively.

**(e) Outstanding balances arising from sales/purchases of goods and services**

The following balances are outstanding at the end of the reporting period in relation to transactions with related parties:

(₹ in crore)

Particulars	As at 31.03.2020	As at 31.03.2019
<b>Amounts Receivable</b>		
<b>Loans to Joint Ventures</b>		
National High Power Test Laboratory Private Limited	18.40	6.00
Teestavalley Power Transmission Limited	77.12	77.12
<b>Total</b>	<b>95.52</b>	<b>83.12</b>
<b>Interest Accrued on loan to Joint Ventures</b>		
National High Power Test Laboratory Private Limited	0.27	-
Teestavalley Power Transmission Limited	0.90	1.62
<b>Total</b>	<b>1.17</b>	<b>1.62</b>
<b>Loans to Key Managerial Personnel</b>	<b>0.09</b>	0.18
<b>Other receivables</b>		
<u>Joint Ventures:</u>		
Powerlinks Transmission Limited	0.02	-
Torrent Power Grid Limited	0.19	0.01
Jaypee Powergrid Limited	0.02	0.02
Parbati Koldam Transmission Company Limited	0.38	0.38
Teestavalley Power Transmission Limited	8.06	-
North East Transmission Company Limited	1.42	-
National High Power Test Laboratory Private Limited	1.18	34.02
Cross Border Power Transmission Company Limited	0.67	-
Power Transmission Company Nepal Limited	-	3.10
<b>Total</b>	<b>11.94</b>	<b>37.53</b>

**58. Disclosure as per Ind AS 24 - "Related Party Disclosures" (Contd.)**

(₹ in crore)

Particulars	As at 31.03.2020	As at 31.03.2019
<b>Advances /Amounts Payable</b>		
<u>Joint Ventures</u>		
Powerlinks Transmission Limited	2.78	2.72
Teestavalley Power Transmission Limited	47.56	35.32
North East Transmission Company Limited	20.29	7.96
Bihar Grid Company Limited	0.30	1.52
Cross Border Power Transmission Company Limited	11.12	10.14
<b>Total payables to related parties</b>	<b>82.05</b>	<b>57.66</b>
<b>Other Related Parties</b>		
<u>Outstanding balances with Employees Benefit Trust</u>		
Powergrid Employees P.F. Trust	34.74	35.54
Powergrid Self Contributory Superannuation Benefit (Pension) Fund Trust	11.01	11.77
Powergrid Employees Gratuity Fund Trust	16.22	5.47
Powergrid Employees Post-Retirement Medical Benefit Trust	27.14	20.53
<b>Total</b>	<b>89.11</b>	<b>73.31</b>

**(f) Transactions with related parties**

The following transactions occurred with related parties:

(₹ in crore)

Particulars	For the year ended 31.03.2020	For the year ended 31.03.2019
<b>Services provided by the Company</b>		
<b>Consultancy Income</b>		
<u>Joint Ventures:</u>		
Torrent Power Grid Limited	0.64	1.37
Jaypee Powergrid Limited	0.64	1.12
Parbati Koldam Transmission Company Limited	-	0.01
Teestavalley Power Transmission Limited	1.61	5.80
North East Transmission Company Limited	4.49	5.22
National High Power Test Laboratory Private Limited	0.84	0.54
Bihar Grid Company Limited	13.11	16.26
Cross Border Power Transmission Company Limited	2.02	2.05
Power Transmission Company Nepal Limited	-	1.66
<b>Total</b>	<b>23.35</b>	<b>34.03</b>
<b>Interest on Loan</b>		
<u>Joint Ventures:</u>		
National High Power Test Laboratory Private Limited	1.40	0.60
Teestavalley Power Transmission Limited	12.60	1.80
<b>Total</b>	<b>14.00</b>	<b>2.40</b>
<b>Investments made during the year (Equity)</b>		
<u>Joint Ventures:</u>		
Teestavalley Power Transmission Limited	14.56	11.28
Bihar Grid Company Limited	85.61	15.45
RINL Powergrid TLT Pvt. Ltd	-	0.60
<b>Total</b>	<b>100.17</b>	<b>27.33</b>

**58. Disclosure as per Ind AS 24 - "Related Party Disclosures" (Contd.)**

(₹ in crore)

Particulars	For the year ended 31.03.2020	For the year ended 31.03.2019
<b><u>Loans given during the year</u></b>		
<u>Joint Ventures:</u>		
National High Power Test Laboratory Private Limited	12.40	-
Teestavalley Power Transmission Limited	114.60	77.12
<b>Total</b>	<b>127.00</b>	<b>77.12</b>
<b><u>Loans repayment received during the year</u></b>		
<u>Joint Ventures:</u>		
Teestavalley Power Transmission Limited	114.60	-
<b>Total</b>	<b>114.60</b>	-
<b><u>Other Related Parties</u></b>		
<u>Contribution made during the year</u>		
Powergrid Employees P.F. Trust	110.45	131.04
Powergrid Self Contributory Superannuation Benefit (Pension) Fund Trust	33.43	102.41
Powergrid Employees Gratuity Fund Trust	30.42	29.56
Powergrid Employees Post-Retirement Medical Benefit Trust	62.77	-
<b>Total</b>	<b>237.07</b>	<b>263.01</b>
<b><u>Recovery for Deputation of Employees</u></b>		
<u>Joint Ventures:</u>		
Torrent Power Grid Limited	0.15	-
Jaypee Powergrid Limited	0.98	0.48
Teestavalley Power Transmission Limited	0.33	0.21
North East Transmission Company Limited	0.65	0.13
Cross Border Power Transmission Company Limited	0.94	1.22
<b>Total</b>	<b>3.05</b>	<b>2.04</b>

**Terms and Conditions**

The loans to key management personnel are on the same terms and conditions as applicable to all other employees

All other transactions were made on normal commercial terms and conditions and at market rates. All outstanding balances are unsecured and are repayable in cash.

**g) Transaction in the capacity of Central Transmission Utility (CTU) with the related parties**

(₹ in crore)

Particulars	For the year ended 31.03.2020	For the year ended 31.03.2019
<u>Joint Ventures:</u>		
Powerlinks Transmission Limited	227.61	207.79
Torrent Power Grid Limited	48.68	46.91
Jaypee Powergrid Limited	110.87	180.92
Parbati Koldam Transmission Company Limited	247.05	155.75
Teestavalley Power Transmission Limited	176.40	32.23
North East Transmission Company Limited	350.55	341.86
<b>Total</b>	<b>1161.16</b>	<b>965.46</b>

## 58. Disclosure as per Ind AS 24 - "Related Party Disclosures" (Contd.)

### h) Remuneration to Key Managerial Personnel

(₹ in crore)

Particulars	For the year ended 31.03.2020	For the year ended 31.03.2019
Short Term Employee Benefits	4.09	5.16
Post-Employment Benefits	0.24	0.19
Long Term Employee Benefits	1.76	0.44
Arrears to KMPs	-	0.72
<b>Total</b>	<b>6.09</b>	<b>6.51</b>
Sitting fee	0.35	0.37

In addition to the above remuneration, the whole time directors have been allowed to use the staff car (including for private journeys) on payment of ₹ 2000/- p.m. as contained in the Department of Public Enterprises (DPE) OM No. 2 (23)/11-DPE (WC)-GL-V/13 dated 21/01/2013.

## 59. Operating Segments

### a) Business Segment

The Board of Directors is the Group's Chief Operating Decision Maker (CODM) who monitors the operating results of its business segments separately for the purpose of making decisions about resource allocation and performance assessment. Three reportable segments have been identified on the basis of services provided.

- **Transmission Services-** Group's principal business is transmission of bulk power across different states of India.
- **Telecom Services-** The Company utilizes the spare Optical fibres available in the Optical Ground Wire (OPGW) laid on the transmission network for providing telecom services. It operates as a neutral carrier in the point to point bandwidth leasing business. Refer note no. 68 for disclosure on formation of wholly owned subsidiary of the company to undertake Telecommunications and Digital Technology Business of the company.
- **Consultancy Services-** provides Consultancy Services in the Transmission, Distribution and Telecom sectors, including Planning Design, Engineering, Load Dispatch, OPGW on intra state Transmission network, Procurement Management, Operation & Maintenance, Financing and Project Management.

**b)** The operations of the group are mainly carried out within the country and therefore there is no reportable geographical segment

**c)** Information about major customer: Revenue from any single customer is not equal to or exceeds 10% of the group's total revenue.

### d) Segment Revenue and Expenses

Revenue directly attributable to the segments is considered as Segment Revenue. Expenses directly attributable to the segments and common expenses allocated on a reasonable basis are considered as segment expenses.

Revenue from external customer in India is ₹38420.93crore (Previous Year ₹35507.66crore) and outside India is ₹42.99crore (Previous Year ₹40.83crore).

### e) Segment Assets and Liabilities

Segment assets include all operating assets comprising of Property, Plant and Equipment, current assets and loan and advances. Construction, Work-in-progress, construction stores and advances and investments are included in unallocated assets. Segment facilities include operating liabilities and provisions.

## 59. Operating Segments (Contd.)

(₹ in Crore)

Particulars	Transmission Services		Consultancy Services		Telecom Services		Elimination		Total	
	As at 31.03.2020	As at 31.03.2019	As at 31.03.2020	As at 31.03.2019	As at 31.03.2020	As at 31.03.2019	As at 31.03.2020	As at 31.03.2019	As at 31.03.2020	As at 31.03.2019
<b>Revenue:</b>										
Revenue from Operations (including allocable other income)	37,230.78	34,476.70	520.85	403.59	712.29	668.20	-	-	38,463.92	35,548.49
Inter Segment Revenue			97.17	103.15	69.94	73.88	(167.11)	(177.03)	-	-
Net Revenue from Operations	37,230.78	34,476.70	618.02	506.74	782.23	742.08	(167.11)	(177.03)	38,463.92	35,548.49
Segment results	23,387.26	16,258.46	277.00	295.65	429.11	393.90			24,093.37	16,948.01
Unallocated Interest and Other Income									207.04	112.83
Unallocated Finance Costs									9,509.00	8,736.57
Profit before Tax (Including movement in Regulatory Deferral Account Balances)									14,791.41	8,324.27
Add: Share of net profit of Joint ventures accounted for using equity method.									155.13	128.82
Profit before Tax									14,946.54	8,453.09
Provision for Taxes									3,887.14	(1,580.43)
Profit after Tax									11,059.40	10,033.52
<b>Other information:</b>										
Segment Assets	2,11,212.26	2,00,017.90	3,269.56	2,586.55	1,161.54	999.71			2,15,643.36	2,03,604.16
Unallocated Assets									41,009.86	43,753.43
<b>Total Assets</b>									2,56,653.22	2,47,357.59
Segment Liabilities	14,968.91	13,098.54	3,850.16	3,357.64	538.88	660.41			19,357.95	17,116.59
Unallocated Other Liabilities (including loans)									1,72,599.92	1,71,152.61
<b>Total liabilities</b>									1,91,957.87	1,88,269.20
Depreciation and Amortisation	11,506.45	10,446.55	3.59	1.24	97.00	93.16			11,607.04	10,540.95
Non-cash expenditure other than Depreciation	18.32	437.42	3.16	4.75	3.20	1.07			24.68	443.24
Capital Expenditure	20,191.82	27,235.83	7.10	4.99	129.69	46.57			20,328.61	27,287.39

**60. Capital and other Commitments**

(₹ in crore)

Particulars	At at 31.03.2020	At at 31.03.2019
Estimated amount of contracts remaining to be executed on capital account and not provided for (net of advances)	<b>11514.77</b>	14125.33
Group's commitment towards further investment/loan in joint venture entities	<b>276.85</b>	201.22
Group's commitment towards further investment in other entities	<b>23.17</b>	-

**61. Contingent Liabilities and contingent assets**
**A. Contingent Liabilities**

Claims against the Group not acknowledged as debts in respect of:

**i) Capital Works**

Some of the contractors for supply and installation of equipments and execution of works at our projects have lodged claims on the group seeking enhancement of the contract price, revision of work schedule with price escalation, compensation for the extended period of work, idle charges etc. These claims are being contested by the group as being not admissible in terms of the provisions of the respective contracts.

The group is pursuing various options under the dispute resolution mechanism available in the contract for settlement of these claims. In such cases, contingent liability of ₹3403.60crore (Previous Year ₹2839.03crore) has been estimated.

**ii) Land compensation cases**

In respect of land acquired for the projects, the land losers have claimed higher compensation before various authorities/courts which are yet to be settled. In such cases, contingent liability of ₹2174.56crore (Previous Year ₹1792.19crore) has been estimated.

**iii) Other claims**

In respect of claims made by various State/Central Government Departments/Authorities towards building permission fees, penalty on diversion of agriculture land to non-agriculture use, Nala tax, water royalty etc. and by others, contingent liability of ₹28.73crore (Previous Year ₹27.21crore) has been estimated.

**iv) Disputed Income Tax/Sales Tax/Excise/Municipal Tax Matters**

Disputed Income Tax/Sales Tax/Excise/Municipal Tax Matters amounting to ₹299.81crore (Previous Year ₹485.33crore) are being contested before various Appellate Authorities. Many of these matters have been disposed of in favour of the group but are disputed before higher authorities by the concerned departments. Against total claim of ₹182.13crore (Previous Year ₹172.83crore), provision of ₹147.69crore (Previous Year ₹138.39crore) is made and balance of ₹34.44crore (Previous Year ₹34.44crore) towards penalty is shown as contingent liability as it is not a wilful default and in management opinion, same is not expected to be upheld by the court.

**v) Others**

- a) Contingent liability in respect of bills discounted with banks against trade receivables is amounting to ₹1030.24 crore (Previous Year ₹ Nil crore). In case of any claim on the company from the banks in this regard, entire amount shall be recoverable from the beneficiaries along with surcharge.
- b) Other contingent liabilities amounts to ₹800.59crore (Previous Year ₹716.97crore) which includes claim of ₹282.87crore (Previous Year ₹334.83crore) related to Arbitration cases/Row cases.
- c) Some of the beneficiaries have filed appeals against the tariff orders of the CERC. The amount of contingent liability in this regard is not ascertainable.
- d) Under the Transmission Service Agreement (TSA) with Powerlinks Transmission Ltd, the group has an obligation to purchase the JV company (Powerlinks Transmission Ltd) at a buyout price determined in accordance with the TSA. Such an obligation may result in case JV company (Powerlinks Transmission Ltd) serves a termination notice either on "POWERGRID event of default" or on "force majeure event" prescribed under TSA. No contingent liability on this account has been considered as the same is not ascertainable.

**B. Contingent Assets**

While determining the tariff for some of the Company's Transmission Systems, CERC has disallowed certain capital expenditure incurred by the Company. The Company aggrieved over such issues has filed appeals with the Appellate Tribunal for Electricity (APTEL)/Hon'ble Supreme Court against the tariff orders issued by the CERC. Based on past experience, the Company believes that a favourable outcome is probable. However, it is impracticable to estimate the financial effect of the same as its receipt is dependent on the outcome of the judgement.

The group has filed an appeal in APTEL on 16/12/2016 for the acquisition cost of Powergrid Vemagiri Transmission Limited amounting to ₹18.27crore as well as additional expenditure incurred from the date of acquisition and interest and carrying cost till the date of reimbursement. Extensive hearings were held by Hon'ble Tribunal and Hon'ble Tribunal vide order dated 12.02.2020 has directed all the parties to file written submissions. All the parties to dispute have filed written submissions to APTEL. The group believes that a favorable outcome is probable. Since there is no precedence of the judgements on such matters, it is impracticable to estimate the exact financial impact of the same.

## 62. Capital management

### a) Risk Management

The group's objectives when managing capital are to

- maximize the shareholder value;
- safeguard its ability to continue as a going concern;
- maintain an optimal capital structure to reduce the cost of capital.

For the purpose of the group's capital management, equity capital includes issued equity capital, securities premium Account and all other equity reserves attributable to the equity holders of the group. The group manages its capital structure and makes adjustments in light of changes in economic conditions, regulatory framework and requirements of financial covenants with lenders. To maintain or adjust the capital structure, the group may adjust the dividend payment to shareholders, regulate investments in new projects, return capital to shareholders or issue new shares. The group monitors capital using debt-equity ratio, which is the ratio of long term debt to total net worth. The policy is to keep the debt-equity ratio wherein the debt is less than 75% of total capital employed (i.e. debt to equity ratio less than 75:25). The group includes within long term debt, interest bearing loans and borrowings and current maturities of long term debt.

The debt –equity ratio of the Group was as follows:-

Particulars	At at 31.03.2020	At at 31.03.2019
Long term debt (₹ in crore)	145269.64	142076.36
Equity (₹ in crore)	64695.35	59088.39
Long term debt to Equity ratio	69:31	71:29

Under the terms of the major borrowing facilities, the group is required to comply with the financial covenants. Breaches in meeting the financial covenants would permit the lenders to immediately call loans and borrowings. There have been no breaches in the financial covenants of any interest-bearing loans and borrowing in the current reporting period.

No changes were made in the objectives, policies or processes for managing capital during the years ended 31.03.2020 and 31.03.2019.

### b) Dividends

(₹ in crore)

Particulars	At at 31.03.2020	At at 31.03.2019
(i) Equity shares		
Final dividend for the year ended 31.03.2019 of ₹2.50 (31.03.2018 – ₹2.80) per fully paid share	1307.90	1464.85
Interim dividend for the year ended 31.03.2020 of ₹5.96 (31.03.2019 – ₹5.83) per fully paid share	3118.02	3050.02

Dividend not recognized at the end of the reporting period:

In addition to above dividend, the Board of Directors on 20th June, 2020 recommended the payment of a final dividend of ₹4.04 per fully paid equity share. This proposed dividend is subject to the approval of shareholders in the ensuing Annual general meeting.

## 63. Earnings per share

(Amount in ₹)

(a) Basic and diluted earnings per share attributable to the equity holders of the group	At at 31.03.2020	At at 31.03.2019
Including movement in Regulatory deferral balances	21.14	19.18
Excluding movement in Regulatory deferral balances	17.92	24.01
<b>Total basic and diluted earnings per share attributable to the equity holders of the group</b>	<b>21.14</b>	<b>19.18</b>

(₹ in crore)

(b) Reconciliation of earnings used as numerator in calculating earnings per share	At at 31.03.2020	At at 31.03.2019
Earnings attributable to the equity holders of the group including movement in Regulatory deferral balances	11,059.40	10,033.52
Earnings attributable to the equity holders of the group excluding movement in Regulatory deferral balances	9,376.00	12,560.39
<b>Total Earnings attributable to the equity holders of the group</b>	<b>11,059.40</b>	<b>10,033.52</b>

### 63. Earnings per share (Contd.)

(₹ in crore)

(c) Weighted average number of shares used as the denominator	At at 31.03.2020	At at 31.03.2019
Weighted average number of equity shares used as the denominator in calculating basic earnings per share	<b>5231589648</b>	5231589648
Adjustments for calculation of diluted earnings per share	-	-
<b>Total weighted average number of equity shares used as the denominator in calculating basic earnings per share</b>	<b>5231589648</b>	5231589648

### 64. Financial Risk Management

The Group's principal financial liabilities comprise loans and borrowings denominated in Indian rupees or foreign currencies, trade payables and other payables. The Group has also provided financial guarantee in respect of bonds issued by its wholly owned subsidiary, Powergrid Vizag Transmission Limited. The main purpose of these financial liabilities is to finance the Group's capital investments and operations.

The Group's principal financial assets include loans and advances, trade and other receivables, and cash and cash equivalents that are generated from its operations.

The Group's activities expose it to the following financial risks, namely,

- a) Credit risk,
- b) Liquidity risk,
- c) Market risk.

This note presents information regarding the group's exposure, objectives, policies and processes for measuring and managing these risks.

#### Risk management framework

The Parent company has a duly constituted Risk Management Committee headed by Director (Projects) with Director (Operations), Director (Finance) and independent directors as members. For the purpose of evaluating and managing the uncertainties the enterprise faces, Enterprise Risk Management framework has been implemented. The framework is a structured, consistent and continuous process for identification, assessment, monitoring and management of risks. As per this framework, the significant business processes / risks are monitored and controlled through various Key Performance Indicators (KPIs). The Committee meets at regular intervals and reviews KPIs and provides updates to the Audit Committee/Board.

The management of financial risks by the Group is summarized below:-

#### A) CREDIT RISK:

Credit risk is the risk that counterparty will not meet its obligations under a financial instrument or customer contract, leading to a financial loss. The Group is exposed to credit risk from its operating activities on account of trade receivables and loans and advances and from its financing activities due to deposits with banks and financial institutions, foreign exchange transactions and other financial instruments.

A default on a financial asset is when the counterparty fails to make contractual payments within 3 years of when they fall due. This definition of default is determined considering the business environment in which the Group operates and other macro-economic factors.

Assets are written-off when there is no reasonable expectation of recovery, such as a debtor declaring bankruptcy or failing to engage in a repayment plan with the Group. Where loans or receivables have been written off, the Group continues to engage in enforcement activity to attempt to recover the receivable due. Where such recoveries are made, these are recognized in the statement of profit and loss.

#### i) Trade Receivables and Unbilled Revenue

The Group primarily provides transmission facilities to inter-state transmission service customers (DICs) comprising mainly state utilities owned by State Governments. The Group has a robust payment security mechanism in the form of Letters of Credit (LC) backed by the Tri-Partite Agreements (TPA). The TPA was signed among the GOI, Reserve Bank of India and the individual State Governments subsequent to the issuance of the One Time Settlement Scheme of State Electricity Boards dues during 2001-02 by the GOI, which was valid till October 2016. GOI has approved the extension of these TPAs for a further period of 10 years. Majority of the States have executed the agreements for extension of TPAs and matter is being pursued with the remaining states.

As per the provisions of the TPA, the customers are required to establish LC covering 105% of the average monthly billing of the Group for last 12 months. The TPA also provides that if there is any default in payment of current dues by any State Utility, the outstanding dues can be deducted from the State's RBI account and paid to the concerned CPSU. There is also provision for regulation of power by the Group in case of non-payment of dues and non-establishment of LC.

CERC tariff regulations allow payment against monthly bills towards transmission charges within a period of 45 days from the date of the bill and levy of surcharge on delayed payment beyond 45 days. A graded rebate is provided by the Group for payments made within 45 days.

Trade receivables consist of receivables relating to transmission services of ₹4900.32crore (Previous Year ₹4679.86crore), receivables relating to consultancy services of ₹137.07crore (Previous Year ₹148.02crore) and receivables relating to telecom business of ₹321.02crore (Previous Year ₹239.58crore).

Unbilled revenue primarily relates to the Company's right to consideration for work completed but not billed at the reporting date and has substantially the same risk characteristics as the trade receivables for the same type of contracts.



**64. Financial Risk Management (Contd.)****ii) Other Financial Assets (excluding trade receivables and unbilled revenue)****• Cash and cash equivalents**

The Group held cash and cash equivalents of ₹581.64crore (Previous Year ₹382.33crore). The cash and cash equivalents are held with public sector banks and high rated private sector banks and do not have any significant credit risk.

**• Deposits with banks and financial institutions**

The Group held deposits with banks and financial institutions of ₹4,868.44crore (Previous Year ₹4,117.79crore). Term deposits are placed with public sector banks and have negligible credit risk.

**• Loans**

The Group has given loans to employees, subsidiaries, Joint Venture companies, Government of India and other parties. House building loans and conveyance advance to the employees are secured against the mortgage of the house properties or hypothecation of vehicles for which such loans have been given in line with the policies of the Group. The loans provided to group companies are for projects under Tariff Based Competitive Bidding route and Public private partnership. The risk of default in respect of these loans is considered negligible.

**iii) Exposure to credit risk**

(₹ in crore)

Particulars	At at 31.03.2020	At at 31.03.2019
<b>Financial assets for which loss allowance is measured using 12 months Expected Credit Losses (ECL)</b>		
Non-Current Loans	271.58	188.13
Other non-current financial assets	4089.19	4077.57
Cash and cash equivalents	581.64	382.33
Deposits with banks and financial institutions	4868.44	4117.79
Current loans	152.37	130.99
Other current financial assets	486.15	592.14
<b>Total</b>	<b>10449.37</b>	<b>9488.95</b>
<b>Financial assets for which loss allowance is measured using Life time Expected Credit Losses (ECL)</b>		
Trade receivables	5358.41	5067.46
Unbilled Revenue	5351.17	6720.86

**iv) Provision for expected credit losses****a) Financial assets for which loss allowance is measured using 12 month expected credit losses**

The Group has assets where the counter- parties have sufficient capacity to meet the obligations and where the risk of default is very low. At initial recognition, financial assets (excluding trade receivables and unbilled revenue) are considered as having negligible credit risk and the risk has not increased from initial recognition. Therefore no loss allowance for impairment has been recognised.

**b) Financial assets for which loss allowance is measured using life time expected credit losses**

In respect of trade receivables and unbilled revenue from Telecom and Consultancy, customer credit risk is managed by regular monitoring of the outstanding receivables and follow-up with the consumer for realization.

With regard to transmission segment, the Group has customers most of whom are state government utilities with capacity to meet the obligations and therefore the risk of default is negligible. Further, management believes that the unimpaired amounts that are 30 days past due date are still collectible in full, based on the payment security mechanism in place and historical payment behaviour.

Considering the above factors and the prevalent regulations, the trade receivables and unbilled revenue continue to have a negligible credit risk on initial recognition and thereafter on each reporting date.

**v) Ageing analysis of trade receivables**

The ageing analysis of the trade receivables is as below:

(₹ in crore)

Ageing	Not due	0-30 days past due	31-60 days past due	61-90 days past due	91-120	More than 120 days past due	Total
<b>Gross carrying amount as on 31.03.2020</b>	<b>10.18</b>	<b>2104.81</b>	<b>871.64</b>	<b>794.68</b>	<b>323.18</b>	<b>1253.92</b>	<b>5358.41</b>
Gross carrying amount as on 31.03.2019	22.94	1559.96	1279.83	833.01	136.30	1235.42	<b>5067.46</b>

## 64. Financial Risk Management (Contd.)

### vi) Reconciliation of impairment loss provisions

The movement in the allowance for impairment in respect of financial assets during the year was as follows: (₹ in crore)

Particulars	Trade receivables	Investments	Loans	Advances	Unbilled Debtors	Total
<b>Balance as at 01.04.2018</b>	<b>48.15</b>	-	-	-	<b>18.92</b>	<b>67.07</b>
Impairment loss recognized/(reversed)	291.21	3.97	-	-	105.71	400.89
Amounts written off	-	-	-	-	-	-
<b>Balance as at 31.03.2019</b>	<b>339.36</b>	<b>3.97</b>	-	-	<b>124.63</b>	<b>467.96</b>
Impairment loss recognized/(reversed)	(21.66)	(3.97)	-	-	-	(25.63)
Amounts written off	-	-	-	-	105.71	105.71
<b>Balance as at 31.03.2020</b>	<b>317.70</b>	-	-	-	<b>18.92</b>	<b>336.62</b>

Based on historic default rates, the Group believes that, apart from the above, no impairment allowance is necessary in respect of any other assets as the amounts are insignificant.

### B. LIQUIDITY RISK

Liquidity risk management implies maintaining sufficient cash and marketable securities and the availability of funding through an adequate amount of committed credit facilities to meet obligations when due. The Group monitors its risk of a shortage of funds using a liquidity planning tool. The Group has access to a variety of sources of funding such as commercial paper, bank loans, bonds and external commercial borrowings and retains flexibility in funding by maintaining availability under committed credit lines.

Management monitors rolling forecasts of the Group's liquidity position comprising the undrawn borrowing facilities below and cash and cash equivalents on the basis of expected cash flows.

The Group depends on both internal and external sources of liquidity to provide working capital and to fund capital expenditure.

#### i) Financial Arrangement

The Group had access to the following undrawn borrowing facilities at the end of the reporting period.

(₹ in crore)

Particulars	As at 31.03.2020	As at 31.03.2019
Expiring within 1 year (bank overdraft and other facilities)	<b>388.15</b>	582.13
Expiring beyond one year (bank loans)	<b>5363.29</b>	12153.70

The bank overdraft facilities may be drawn at any time and may be terminated by the bank without notice. Subject to the continuance of satisfactory credit ratings, the bank loan facilities may be drawn at any time and have remaining availability period of 1 to 5 years (Previous Year 1 to 5 years).

#### ii) Maturities of financial liabilities

The table below analyses the Group's financial liabilities into relevant maturity groupings based on their contractual maturities for all non-derivative financial liabilities.

The amount disclosed in the table is the contractual undiscounted cash flows.

(₹ in crore)

Contractual maturities of financial liabilities	Within a year	Between 1-5 years	Beyond 5 years	Total
<b>As at 31.03.2020</b>				
Borrowings (including interest outflows)	21984.91	81187.92	102699.76	<b>205872.59</b>
Trade payables	226.54	-	-	<b>226.54</b>
<u>Other financial liabilities</u>				
Lease liabilities	4.57	5.80	64.38	<b>74.75</b>
Others	8907.86	1171.82	4636.98	<b>14716.66</b>
<b>Total</b>	<b>31123.88</b>	<b>82365.54</b>	<b>107401.12</b>	<b>220890.54</b>
<b>As at 31.03.2019</b>				
Borrowings (including interest outflows)	24759.31	77525.85	108167.14	<b>210452.30</b>
Trade payables	365.13	-	-	<b>365.13</b>
Other financial liabilities	9487.98	1656.51	4924.35	<b>16068.84</b>
<b>Total</b>	<b>34612.42</b>	<b>79182.36</b>	<b>113091.49</b>	<b>226886.27</b>

**64. Financial Risk Management (Contd.)****C) MARKET RISK**

Market risk is the risk that the fair value of future cash flows of a financial instrument will fluctuate because of changes in market prices. Market risk comprises three types of risk:

- i) Currency risk
- ii) Interest rate risk
- iii) Other price risk, such as equity price risk and commodity risk.

**i) Currency risk**

The Group is exposed to currency risk mainly in respect of foreign currency denominated loans and borrowings and procurement of goods and services whose purchase consideration is denominated in foreign currency. Transmission tariff are regulated by the CERC. According to the CERC tariff regulations for the block 2019-24 the Group may hedge foreign exchange exposure in respect of the interest on foreign currency loan and repayment of foreign loan acquired for the transmission system, in part or full in its discretion and recover the cost of hedging of foreign exchange rate variation corresponding to the normative foreign debt, in the relevant year.

If hedging of the foreign exchange exposure is not undertaken, the extra rupee liability towards interest payment and loan repayment corresponding to the normative foreign currency loan in the relevant year is permissible to be recovered as part of transmission tariff provided it is not attributable to the generating company or the transmission licensee or its suppliers or contractors. During the Current financial year, no hedging for foreign exchange exposure has been undertaken by the Group. In respect of goods and services procured for Capital Investment, the exchange rate variation is part of the project cost, for determination of transmission tariff. The currency risk in respect of goods and services procured for operation activities is not significant.

The Group's exposure to foreign currency risk not hedged by a derivative instrument or otherwise at the end of the reporting period is as follows:

Particulars	Amount in Foreign Currency (in Crore)			Amount (₹ in Crore)	
		As at 31.03.2020	As at 31.03.2019	As at 31.03.2020	As at 31.03.2019
Borrowings	USD	<b>493.62</b>	482.67	<b>37,544.72</b>	33,676.03
	EURO	<b>62.88</b>	51.73	<b>5,309.08</b>	4,078.18
	SEK	<b>211.80</b>	249.45	<b>1,613.88</b>	1,883.31
	JPY	<b>2,327.24</b>	2,345.42	<b>1,645.13</b>	1,487.70
Interest accrued but not due thereon including Agency Fee, Commitment Fee & other Charges	USD	<b>3.01</b>	3.68	<b>229.27</b>	256.90
	EURO	<b>0.22</b>	0.22	<b>18.51</b>	17.22
	SEK	<b>1.27</b>	1.09	<b>9.68</b>	8.22
	JPY	<b>5.57</b>	3.94	<b>3.94</b>	2.50
Trade Payables/deposits and retention money	USD	<b>5.43</b>	7.29	<b>394.82</b>	508.62
	EURO	<b>3.80</b>	1.05	<b>314.54</b>	82.74
	SEK	<b>22.52</b>	-	<b>177.76</b>	-
	CHF	<b>0.02</b>	0.03	<b>1.94</b>	2.36
	GBP	<b>1.90</b>	1.83	<b>179.43</b>	167.90
	JPY	<b>95.43</b>	-	<b>63.07</b>	-
Trade receivables and Bank balances	USD	<b>0.03</b>	0.17	<b>2.18</b>	11.86
	NPR	<b>23.95</b>	1.65	<b>14.97</b>	1.03
	BDT	<b>1.25</b>	-	<b>0.90</b>	-
	FJI	-	0.002	-	0.07
	USD	<b>2.12</b>	13.61	<b>156.55</b>	949.43
	EURO	<b>2.57</b>	7.56	<b>216.03</b>	596.03
Amount of contracts remaining to be executed	SEK	<b>3.44</b>	31.91	<b>26.18</b>	240.92
	CHF	-	-	-	-
	GBP	<b>1.04</b>	2.68	<b>98.25</b>	245.89
	JPY	<b>9.70</b>	216.16	<b>6.85</b>	137.11

**Sensitivity Analysis**

Since the impact of strengthening or weakening of Indian rupee against USD, Euro, JPY and other currencies on the statement of profit and loss would not be very significant; therefore, sensitivity analysis for currency risk is not disclosed.

## 64. Financial Risk Management (Contd.)

### ii) Interest rate risk

The Group is exposed to interest rate risk arising mainly from long term borrowings with floating interest rates. The Group is exposed to interest rate risk because the cash flows associated with floating rate borrowings will fluctuate with changes in interest rates. The Group manages the interest rate risks by maintaining a debt portfolio comprising a mix of fixed and floating rate borrowings in domestic and foreign currencies.

At the reporting date, the interest rate profile of the Group's variable interest rate-bearing financial instruments is as follows:

(₹ in crore)

Particulars	At at 31.03.2020	At at 31.03.2019
<b>Long Term Debt with floating rate of interest</b>		
- Domestic	26107.40	26190.00
- Foreign	37907.16	33427.30
<b>Sub Total</b>	<b>64014.56</b>	<b>59617.30</b>
<b>Long Term Debt with fixed rate of interest</b>		
- Domestic	73059.95	74778.86
- Foreign	8195.13	7680.20
<b>Sub Total</b>	<b>81255.08</b>	<b>82459.06</b>
<b>Total Long Term Debt</b>	<b>145269.64</b>	<b>142076.36</b>
<b>% of Floating Interest Rate Debt to Total Long Term Debt</b>	<b>44.07%</b>	<b>41.96%</b>

### Fair value sensitivity analysis for interest-rate risk

As per CERC Regulations, interest on loan during construction forms part of project cost for the purpose of tariff and after the date of commercial operation, interest on loans is recoverable through tariff calculated on the normative average loan of the year by applying the weighted average rate of interest of the actual loan portfolio.

Accordingly, the Group's interest rate risk is not considered significant; hence sensitivity analysis for the risk is not disclosed.

### iii) Other price risk

The Group's exposure to equity securities price risk arises from investments held by the Group and classified in the balance sheet as fair value through OCI.

Considering the magnitude of equity investments, no significant risk is expected to arise.

## 65. Income Tax expense

This note provides an analysis of the group's income tax expense, and how the tax expense is affected by non-assessable and non-deductible items. It also explains significant estimates made in relation to the Group's tax position.

### (a) Income tax expense

(₹ in crore)

Particulars	For the year ended 31.03.2020	For the year ended 31.03.2019
<b>Current Tax</b>		
Current tax on profits for the year	2198.54	2568.02
Adjustments for current tax of prior periods	121.91	-
Pertaining to regulatory deferral account balances (A)	356.39	(694.08)
<b>Total current tax expense (B)</b>	<b>2676.84</b>	<b>1873.94</b>
<b>Deferred Tax expense</b>		
Origination and reversal of temporary differences	1210.30	752.51
Previously unrecognized tax credit recognized as Deferred Tax Asset this year	-	(4206.88)
<b>Total deferred tax expense /benefit (C)</b>	<b>1210.30</b>	<b>(3454.37)</b>
<b>Income tax expense (B+C-A)</b>	<b>3530.75</b>	<b>(886.35)</b>
<b>Pertaining to regulatory deferral account balances</b>	<b>356.39</b>	<b>(694.08)</b>
<b>Total tax expense including tax on movement in regulatory deferral account balances</b>	<b>3887.14</b>	<b>(1580.43)</b>

**65. Income Tax expense (Contd.)****(b) Income Tax recognized in Regulatory Deferral Account Balances:**

(₹ in crore)

Particulars	For the year ended 31.03.2020	For the year ended 31.03.2019
Deferred assets for Deferred tax liability	1297.69	(3472.89)
Foreign Currency Fluctuation	742.10	232.27
Employee Benefits Expenses	-	19.67
Total Regulatory Deferral Account Balances Before Tax - Income / (Expenses)	2039.79	(3220.95)
Current Tax on Regulatory Deferral Account Balances	356.39	(694.08)
<b>Net Movement in Regulatory Deferral Account Balances - Income / (Expenses) (net of Tax)</b>	<b>1683.40</b>	<b>(2526.87)</b>

**(c) Income Tax recognized in other comprehensive income:**

(₹ in crore)

Particulars	For the year ended 31.03.2020			For the year ended 31.03.2019		
	Before Tax	Tax expense/ (benefit)	Net of Tax	Before Tax	Tax expense/ (benefit)	Net of Tax
Net gains/(losses) on fair valuation of equity instruments	(49.35)	-	(49.35)	(14.15)	-	(14.15)
Net actuarial losses on defined benefit plans	(74.47)	(13.01)	(61.46)	(0.26)	0.05	(0.31)
Less: Transferred to expenditure during construction (net)	8.23	1.44	6.79	(2.34)	(0.50)	(1.84)
<b>Other Comprehensive Income (Net of Tax)</b>	<b>(115.59)</b>	<b>(11.57)</b>	<b>(104.02)</b>	<b>(16.75)</b>	<b>(0.45)</b>	<b>(16.30)</b>

**(d) Reconciliation of tax expense and the accounting profit multiplied by India's tax rate:**

(₹ in crore)

Particulars	For the year ended 31.03.2020	For the year ended 31.03.2019
Profit before income tax expense including movement in regulatory	14946.54	8453.09
<b>Tax at the Company's domestic tax rate</b>	<b>5273.77</b>	2953.85
Tax effect of:		
Non Deductible tax items	(2566.92)	(2743.09)
Tax exempt income	(1899.30)	(1769.51)
Deferred Assets for Deferred Tax Liability	-	2654.47
Previous Years tax liability	121.91	-
Unabsorbed tax losses	-	(1568.19)
Deferred Tax expense/(income)	1210.30	(3454.37)
Minimum alternate tax adjustments	1747.38	2346.41
<b>Income tax expense</b>	<b>3887.14</b>	(1580.43)

**(e) Unrecognised Temporary Differences**

(₹ in crore)

Particulars	31.03.2020	31.03.2019
Temporary differences relating to investments in subsidiaries for which deferred tax liabilities have not been recognised:		
Undistributed earnings	351.60	231.24
Unrecognised deferred tax liabilities relating to the above temporary differences	-	47.53

## 66. Employee Benefit Obligations

(₹ in crore)

Particulars	31 <sup>st</sup> March, 2020			31 <sup>st</sup> March, 2019		
	Current	Non-current	Total	Current	Non-current	Total
Leave Obligations	41.96	382.50	424.46	39.77	331.92	371.69
Post-Retirement Medical Facility (PRMF)	20.82	522.05	542.87	16.86	422.12	438.98
Other Employee benefits /Long Service Award	1.12	15.91	17.03	1.15	13.60	14.75
Gratuity	74.08	527.83	601.91	111.45	514.99	626.44
Other Defined retirement benefits (ODRB)/ Baggage Allowance	2.06	18.90	20.96	2.06	16.67	18.73
<b>Total employee benefit obligations</b>	<b>140.04</b>	<b>1467.19</b>	<b>1607.23</b>	<b>171.29</b>	<b>1299.30</b>	<b>1470.59</b>

### (i) Long Term Employee Benefits

#### A. Leave Obligations

The Company provides for earned leave benefit (including compensated absences) and half-pay leave to the employees of the company which accrue annually at 30 days and 20 days respectively. Earned leave is encashable while in service. Half pay leaves (HPL) are en-cashable only on separation beyond the age of 55 years upto the maximum of 300 days (HPL). However, total number of leave that can be encashed on superannuation shall be restricted to 300 days and no commutation of half pay leave shall be permissible. The liability for same is recognized on the basis of actuarial valuation.

#### B. Other employee benefits – POWERGRID Employee family rehabilitation scheme

The company has introduced POWERGRID Employees Family Economic Rehabilitation Scheme on 24.06.2017. The Objective of the scheme is to provide monetary assistance and support to an employee in case of his/her permanent total disablement and to his/her family in case of death while in service. The beneficiary would be entitled to monthly payment equivalent to the employee's 50% of one month pay last drawn provided the beneficiary deposits with the company an amount equal to PF (excluding VPF) balance, Gratuity amount and Group Insurance (EDLI) amount, Such monthly payment would continue till the normal notional date on which the employee concerned would have attained the age of superannuation had the employee continued in the service of the company. The scheme is optional. Provision for POWERGRID Employees Family Economic Rehabilitation Scheme amounting to ₹ 1.18 crore (up to Previous Year ₹ 6.91 crore) for the year has been made during the year based on actuarial valuation.

### ii) Post-employment obligations(Defined Employee Benefit/Contribution Schemes)

#### A. Post-Retirement Medical Facility ( PRMF)

The Company has Post-Retirement Medical Facility (PRMF), under which retired employees and the spouse are provided medical facilities in the empanelled hospitals. They can also avail treatment as Out-Patient subject to a ceiling fixed by the company. The liability for the same is recognized on the basis of actuarial valuation on annual basis on the Balance Sheet date. The scheme is funded by the company and is managed by a separate trust constituted on 1st May 2018.

#### B. Other employee benefits – Long Service Award

This benefit is applicable to all regular employees of the company (except for Directors and CMD) who have superannuated after completing at least 10 years of service. This scheme is unfunded and liability for the same is recognised on the basis of actuarial valuation on annual basis on the balance sheet date.

#### C. Gratuity

The company has a defined benefit gratuity plan. Every employee who has rendered continuous service of five years or more is entitled to get gratuity at 15 days salary (15/26 x last drawn basic salary plus, dearness allowance) for each completed year of service on superannuation, resignation, termination, disablement or on death subject to a maximum of ₹ 20 lacs. The scheme is funded by the company and is managed by a separate trust. The liability for the same is recognized on the basis of actuarial valuation on annual basis on the Balance Sheet date. Company has carried out the actuarial valuation of Gratuity benefit considering ceiling of ₹20 Lakhs.

#### D) Other Defined Retirement Benefits (ODRB)/Baggage Allowance

The Company has a scheme for settlement at the time of superannuation at anywhere in India and dependents to superannuated employees. The scheme is unfunded and liability for the same is recognized on the basis of actuarial valuation on annual basis on the Balance Sheet date.

#### E. Provident Fund

Company pays fixed contribution to Provident Fund at predetermined rate to a separate trust, which invests the funds in permitted securities. Contribution to family pension scheme is paid to the appropriate authorities. The contribution to the fund and EPS scheme for the year amounting to ₹ 124.43 crore (previous year ₹ 131.04 crore) has been recognized as expense and is charged to Statement of Profit and Loss. The obligation of the company is limited to such fixed contribution and to ensure a minimum rate of interest on contributions to the members as specified by GOI. As per the report of actuary overall interest earning and cumulative surplus is more than statutory interest payment requirement. Hence, no further provision is considered necessary. Since the company does not have unconditional right over the PF corpus, the surplus has not been recognized in the Balance Sheet.

**66. Employee Benefit Obligations (Contd.)**

(₹ in crore)

Particulars	31 <sup>st</sup> March, 2020			31 <sup>st</sup> March, 2019		
	Current	Non-current	Total	Current	Non-current	Total
Provident Fund (PF)	376.22	2679.65	3055.87	141.68	2615.90	2757.58

(₹ in crore)

Particulars	PF		
	Present value of obligation	Fair value of plan assets	Net amount
<b>1<sup>st</sup> April, 2019</b>	<b>2757.58</b>	<b>2844.43</b>	<b>(86.85)</b>
Service cost	111.20	-	111.20
Interest expense (income)	235.36	248.49	(13.13)
<b>Total</b>	<b>346.56</b>	<b>248.49</b>	<b>98.07</b>
<b>Re measurements</b>			
Return on plan assets, excluding amount included in interest expense/(income)	-	-	-
(Gain)/Loss from change in demographic assumptions	0.01	-	0.01
(Gain)/Loss from change in financial assumptions	0.59	-	0.59
Experience (Gain)/ Losses	9.16	-	9.16
<b>Total</b>	<b>9.76</b>		<b>9.76</b>
Employee contributions	250.63	361.83	(111.20)
Benefits payments	(308.66)	(308.66)	-
<b>31<sup>st</sup> March, 2020</b>	<b>3055.87</b>	<b>3146.09</b>	<b>(90.22)</b>

(₹ in crore)

Particulars	PF		
	Present value of obligation	Fair value of plan assets	Net amount
<b>1<sup>st</sup> April, 2018</b>	<b>2624.17</b>	<b>2649.00</b>	<b>(24.83)</b>
Service cost	98.18	-	98.18
Interest expense (income)	199.44	226.44	(27.00)
<b>Total</b>	<b>297.62</b>	<b>226.44</b>	<b>71.18</b>
<b>Re measurements</b>			
Return on plan assets, excluding amount included in interest expense/(income)	-	-	-
(Gain)/Loss from change in demographic assumptions	-	-	-
(Gain)/Loss from change in financial assumptions	(0.10)	-	(0.10)
Experience (Gain)/ Losses	(34.91)	-	(34.91)
<b>Total</b>	<b>(35.01)</b>		<b>(35.01)</b>
Employee contributions	111.69	209.88	(98.19)
Benefits payments	(240.89)	(240.89)	-
<b>31<sup>st</sup> March, 2019</b>	<b>2757.58</b>	<b>2844.43</b>	<b>(86.85)</b>

The net liability disclosed above relates to Provident Fund is as follows:

(₹ in crore)

Particulars	PF	
	31 <sup>st</sup> March, 2020	31 <sup>st</sup> March, 2019
Present value of funded obligations	<b>3055.87</b>	2757.58
Fair value of plan assets	<b>3146.09</b>	2844.43
<b>Deficit/(Surplus) of funded plan</b>	<b>(90.22)</b>	(86.85)

## 66. Employee Benefit Obligations (Contd.)

Sensitivity Analysis of Provident Fund:

(₹ in crore)

Particulars	PF
a) Impact of change in discount rate	
Present value of Obligation at the end of period	3055.87
- Impact due to increase of 0.5%	(0.35)
- Impact due to decrease of 0.5%	0.37

The major categories of plan assets (PF) are as follows

Particulars	31 <sup>st</sup> March, 2020				31 <sup>st</sup> March, 2019			
	Quoted	Unquoted	Total	In %	Quoted	Unquoted	Total	In %
Equity instruments (ETF)	30.49	-	30.49	1%	38.62	-	38.62	2%
Debt instruments								
Govt/State Bonds	1689.26	-	1689.26	54%	1570.27	-	1570.27	55%
PSU and Private Bonds	1238.94	-	1238.94	39%	1135.92	-	1135.92	40%
Bank Balance	25.09	-	25.09	1%	7.79	-	7.79	0%
Other Receivables	162.31	-	162.31	5%	91.83	-	91.83	3%
<b>Total</b>	<b>3146.09</b>	<b>-</b>	<b>3146.09</b>		2844.43	-	2844.43	

Fair value of company's own transferable financial instruments held as plan assets is ₹79.28 crore as on 31st March, 2020 (₹ 85.50 crore as on 31st March, 2019).

The expected maturity analysis of provident fund is as follows:

(₹ in crore)

Particulars	Less than a year	Between 1-2 year	Between 2-5 years	Over 5 years	Total
<b>31<sup>st</sup> March, 2020</b>	<b>376.21</b>	<b>242.77</b>	<b>677.75</b>	<b>1759.14</b>	<b>3055.87</b>
31 <sup>st</sup> March, 2019	141.68	125.82	356.78	2133.30	2757.58

### F. Pension

The Company has scheme of employees defined Pension Contribution. Company contribution is paid to separate trust. Amount of contribution paid/payable for the year is ₹ 114.82crore (previous year ₹ 102.41crore) has been recognized as expense and is charged to Statement of Profit & Loss.



**66. Employee Benefit Obligations (Contd.)**

The summarized position of various employee benefit obligations is as follows:

Particulars	Gratuity			ODRB			Leaves			PRMF		
	Present value of obligation	Fair value of plan assets	Net amount	Present value of obligation	Fair value of plan assets	Net amount	Present value of obligation	Fair value of plan assets	Net amount	Present value of obligation	Fair value of plan assets	Net amount
<b>1<sup>st</sup> April, 2019</b>	<b>626.44</b>	<b>590.28</b>	<b>36.16</b>	<b>18.74</b>	-	<b>18.74</b>	<b>371.69</b>	-	<b>371.69</b>	<b>438.98</b>	<b>418.68</b>	<b>20.30</b>
Service cost	25.51		25.51	1.24		1.24	31.39		31.39	11.55		11.55
Interest expense (income)	48.55	47.22	1.33	1.45		1.45	28.80		28.80	34.02	39.58	(5.56)
<b>Total amount recognized in profit or loss</b>	<b>74.06</b>	<b>47.22</b>	<b>26.84</b>	<b>2.69</b>	-	<b>2.69</b>	<b>60.19</b>	-	<b>60.19</b>	<b>45.57</b>	<b>39.58</b>	<b>5.99</b>
<b>Re measurements</b>												
Return on plan assets, excluding amount included in interest expense/(income)	-	0.93	(0.93)	-	-	-	-	-	-	-	22.57	(22.57)
(Gain)/Loss from change in demographic assumptions	(0.37)	-	(0.37)	(0.01)	-	(0.01)	0.09	-	0.09	(0.28)	-	(0.28)
(Gain)/Loss from change in financial assumptions	42.77	-	42.77	1.81	-	1.81	36.83	-	36.83	55.69	-	55.69
Experience (Gain)/ Losses	(37.70)	-	(37.70)	(2.18)	-	(2.18)	22.91	-	22.91	23.99	-	23.99
<b>Total amount recognized in other comprehensive income</b>	<b>4.70</b>	<b>0.93</b>	<b>3.77</b>	<b>(0.38)</b>	-	<b>(0.38)</b>	<b>59.83</b>	-	<b>59.83</b>	<b>79.40</b>	<b>22.57</b>	<b>56.83</b>
Employer contributions	-	19.85	(19.85)	-	-	-	-	-	-	-	58.41	(58.41)
Benefits payments	(103.29)	(103.29)	-	(0.09)	-	(0.09)	(67.25)	-	(67.25)	(21.08)	(21.08)	-
<b>31<sup>st</sup> March, 2020</b>	<b>601.91</b>	<b>554.99</b>	<b>46.92</b>	<b>20.96</b>	-	<b>20.96</b>	<b>424.46</b>	-	<b>424.46</b>	<b>542.87</b>	<b>518.16</b>	<b>24.71</b>

(₹ in Crore)

**66. Employee Benefit Obligations (Contd.)**

(₹ in Crore)

Particulars	Gratuity		ODRB			Leaves			PRMF		
	Present value of obligation	Fair value of plan assets	Net amount	Present value of obligation	Fair value of plan assets	Net amount	Present value of obligation	Fair value of plan assets	Present value of obligation	Net amount	
<b>1<sup>st</sup> April, 2018</b>	<b>631.48</b>	<b>579.51</b>	<b>51.97</b>	<b>18.43</b>	-	<b>18.43</b>	<b>354.94</b>	-	<b>386.66</b>	-	<b>386.66</b>
Service cost	29.64	-	29.64	0.98	-	0.98	40.75	-	12.84	-	12.84
Interest expense (income)	47.99	44.04	3.95	1.40	-	1.40	26.97	-	29.38	3.00	26.38
<b>Total amount recognized in profit or loss</b>	<b>77.63</b>	<b>44.04</b>	<b>33.59</b>	<b>2.38</b>	-	<b>2.38</b>	<b>67.72</b>	-	<b>42.22</b>	<b>3.00</b>	<b>39.22</b>
Re measurements	-	-	-	-	-	-	-	-	-	-	-
Return on plan assets, excluding amount included in interest expense/(income)	-	7.53	(7.53)	-	-	-	-	-	-	-	-
(Gain)/Loss from change in demographic assumptions	-	-	-	-	-	-	-	-	-	-	-
(Gain)/Loss from change in financial assumptions	(5.95)	-	(5.95)	(0.21)	-	(0.21)	(4.91)	-	(7.60)	-	(7.60)
Experience (Gain)/ Losses	(6.36)	-	(6.36)	(1.63)	-	(1.63)	(2.28)	-	33.66	-	33.66
<b>Total amount recognized in other comprehensive income</b>	<b>(12.31)</b>	<b>7.53</b>	<b>(19.84)</b>	<b>(1.84)</b>	-	<b>(1.84)</b>	<b>(7.19)</b>	-	<b>26.06</b>	-	<b>26.06</b>
Employer contributions	-	29.56	(29.56)	-	-	-	-	-	-	431.64	(431.64)
Benefits payments	(70.36)	(70.36)	-	(0.23)	-	(0.23)	(43.78)	-	(15.96)	(15.96)	-
<b>31<sup>st</sup> March, 2019</b>	<b>626.44</b>	<b>590.28</b>	<b>36.16</b>	<b>18.74</b>	-	<b>18.74</b>	<b>371.69</b>	-	<b>438.98</b>	<b>418.68</b>	<b>20.30</b>

**66. Employee Benefit Obligations (Contd.)**

The net disclosed above relates to funded and unfunded plans are as follows:-

(₹ in crore)

Particulars	Gratuity		ODRB		Leaves		PRMF	
	31 <sup>st</sup> March, 2020	31 <sup>st</sup> March, 2019	31 <sup>st</sup> March, 2020	31 <sup>st</sup> March, 2019	31 <sup>st</sup> March, 2020	31 <sup>st</sup> March, 2019	31 <sup>st</sup> March, 2020	31 <sup>st</sup> March, 2019
Present value of funded obligations	601.91	626.44	-	-	-	-	542.87	438.98
Fair value of plan assets	554.99	590.28	-	-	-	-	518.16	418.68
<b>Deficit/(Surplus) of funded plan</b>	<b>46.92</b>	<b>36.16</b>	<b>-</b>	<b>-</b>	<b>-</b>	<b>-</b>	<b>24.71</b>	<b>20.30</b>
<b>Unfunded plans</b>	<b>-</b>	<b>-</b>	<b>20.96</b>	18.74	<b>424.46</b>	371.69	<b>-</b>	<b>-</b>

The company expects to contribute ₹ 39.58 crore to the gratuity trust during the FY 2020-21.

**iii) Significant actuarial assumptions for Post-Employment Benefits :**

**Economic Assumptions**

(₹ in crore)

Particulars	Gratuity, ODRB, Pension, PRMF, PF	
	31 <sup>st</sup> March, 2020	31 <sup>st</sup> March, 2019
Discount rate	<b>6.75%</b>	7.75%
Salary growth rate (except for PF)	<b>6.50%</b>	6.50%

The discount rate is generally based upon the market yields available on Govt. Bonds at the accounting date relevant to currency of benefit payments for a term that matches the liabilities. Salary growth rate is companies' long term best estimate as to salary increases and takes account of inflation, seniority, promotion, business plan, HR Policy and other relevant factors on long term basis.

**Demographic Assumptions**

(₹ in crore)

Particulars	31 <sup>st</sup> March, 2020	31 <sup>st</sup> March, 2019
i) Retirement Age	60	60
ii) Mortality rates inclusive of provision for disability	100% of IALM (2012-14)	100% of IALM (2006-08)
iii) Ages	Withdrawal rate %	Withdrawal %
Upto 30 years	3	3
From 31 to 44 years	2	2
Above 44 years	1	1

**Mortality rates for specimen ages**

Age	Mortality rate	Age	Mortality rate	Age	Mortality rate
15	0.000698	45	0.002579	75	0.038221
20	0.000924	50	0.004436	80	0.061985
25	0.000931	55	0.007513	85	0.100979
30	0.000977	60	0.011162	90	0.163507
35	0.001202	65	0.015932	95	0.259706
40	0.00168	70	0.024058	100	0.397733

**iv) Sensitivity Analysis of the defined benefit obligation**

(₹ in crore)

Particulars	Gratuity	ODRB	Leaves	PRMF
a) Impact of change in discount rate				
Present value of Obligation at the end of period	601.91	20.96	424.46	542.87
- Impact due to increase of 0.5%	(22.27)	(0.79)	(19.24)	(29.86)
- Impact due to decrease of 0.5%	24.22	0.80	21.00	30.47
b) Impact of change in salary increase				
Present value of Obligation at the end of period	601.91	20.96	424.46	542.87
- Impact due to increase of 0.5%	8.33	-	20.93	31.02
- Impact due to decrease of 0.5%	(8.87)	-	(19.31)	(30.01)

## 66. Employee Benefit Obligations (Contd.)

Although the analysis does not take account of the full distribution of cash flows expected under the plan, it does provide an approximation of the sensitivity of the assumptions shown.

The sensitivity analysis above have been determined based on a method that extrapolates the impact on defined benefit obligation as a result of reasonable changes in key assumptions occurring at the end of the reporting period. This analysis may not be representative of the actual change in the defined benefit obligations as it is unlikely that the change in assumptions would occur in isolation of one another as some of the assumptions may be correlated

### v) The major categories of plan assets (Gratuity) are as follows:

(₹ in crore)

Particulars	31 <sup>st</sup> March, 2020				31 <sup>st</sup> March, 2019			
	Quoted	Unquoted	Total	In %	Quoted	Unquoted	Total	In %
Equity instruments (ETF)	3.14	-	3.14	1%	3.35	-	3.35	1%
Debt instruments								
Govt/State Bonds	280.98	-	280.98	49%	292.45	-	292.45	48%
PSU and Private Bonds	286.85	-	286.85	50%	307.27	-	307.27	51%
<b>Total*</b>	<b>570.97</b>	<b>-</b>	<b>570.97</b>		<b>603.07</b>	<b>-</b>	<b>603.07</b>	

\*Fair valuation as per actuarial valuation is ₹ 554.99 crore (Previous Year ₹ 590.27 crore).

Fair value of company's own transferable financial instruments held as plan assets is ₹65.11 crore (Previous Year ₹ 73.83crore).

### vi) The major categories of plan assets (PRMF) are as follows:

(₹ in crore)

Particulars	31 <sup>st</sup> March, 2020				31 <sup>st</sup> March, 2019			
	Quoted	Unquoted	Total	In %	Quoted	Unquoted	Total	In %
Equity instruments (ETF)	-	-	-	-	-	-	-	-
Debt instruments								
Govt/State Bonds	265.64	-	265.64	52%	171.85	-	171.85	41%
PSU and Private Bonds	240.87	-	240.87	48%	246.56	-	246.56	59%
<b>Total#</b>	<b>506.51</b>	<b>-</b>	<b>506.51</b>		<b>418.41</b>	<b>-</b>	<b>418.41</b>	

#Fair valuation as per actuarial valuation is ₹ 518.16crore (Previous Year ₹ 418.69 crore)

### vii) Description of Risk exposures

Valuation is based on certain assumptions which are dynamic in nature and vary over time. As such company is exposed to various risks as follows:

- Salary Increases (except for PF) – Actual salary increase will increase the plan's liability. Increase in salary increase rate assumptions in future valuation will also increase the liability.
- Investment risk – If plan is funded then assets liabilities mismatch and actual investment return on assets lower than the discount rate assumed at the last valuation date can impact the liability
- Discount Rate – Reduction in discount rate in subsequent valuations can increase the plan's liability.
- Mortality & disability – Actual deaths and disability cases proving lower or higher than assumed in the valuation can impact the liabilities.
- Withdrawals – Actual withdrawals proving higher or lower than assumed withdrawals and change of withdrawal rates at subsequent valuations can impact Plan's liability.

### viii) Defined benefit liability and employee contribution

The weighted average duration of the defined benefit obligations is 40.18 years (Previous Year 41.39 years). The expected maturity analysis of undiscounted pension, gratuity, other defined retirement benefit and post-employment medical benefits is as follows:

**66. Employee Benefit Obligations (Contd.)**

(₹ in crore)

Particulars	Less than a year	Between 1-2 year	Between 2-5 years	Over 5 years	Total
<b>31<sup>st</sup> March, 2020</b>					
Defined benefit obligation (Gratuity)	74.08	67.03	170.22	290.58	601.91
Post-employment medical benefits	20.82	26.55	103.69	391.81	542.87
ODRB	2.06	1.95	5.37	11.58	20.96
Other employee benefits(LSA)	1.12	1.11	3.11	11.69	17.03
<b>Total</b>	<b>98.08</b>	<b>96.64</b>	<b>282.39</b>	<b>705.66</b>	<b>1182.77</b>
<b>31<sup>st</sup> March, 2019</b>					
Defined benefit obligation (Gratuity)	78.80	9.56	172.02	366.06	626.44
Post-employment medical benefits	16.86	18.13	70.80	333.19	438.98
ODRB	2.06	0.20	0.96	15.51	18.73
Other employee benefits (LSA)	1.15	1.00	2.90	9.70	14.75
<b>Total</b>	<b>98.87</b>	<b>28.89</b>	<b>246.68</b>	<b>724.46</b>	<b>1098.90</b>

**67. Disclosure of material impact of COVID-19 pandemic on listed entities under SEBI (Listing Obligations and Disclosure Requirements) Regulations, 2015**

The Group is mainly engaged in the business of transmission of electricity and the tariffs for the transmission services are regulated in terms of the CERC Tariff Regulations which provide for recovery of the annual transmission charges based on system availability.

Due to the COVID pandemic, a lockdown was announced by the Government of India effective from 25th March 2020. As per the Government guidelines, transmission units and services were exempted from the lockdown. The Group has issued guidelines and protocols to be followed by its various units for the operation and maintenance of its transmission network during the pandemic. The Group has also implemented digital solutions such as e-office, ERP systems, Virtual Private Network, Video Conferencing etc. to facilitate Work from Home of its employees. Due to the various steps taken by the Group, there has been no significant impact due to the pandemic on the availability of the transmission system of the Group.

In the above backdrop, the Group has considered various internal and external information available up to the date of approval of financial statements in assessing the impact of COVID-19 pandemic on the financial statements for the year ended March 31, 2020.

There has been no material impact on the operations or profitability of the group during the financial year due to the pandemic. Due to the lockdown, there has been a general fall in the demand for electricity in the country and the revenue realisation of the distribution utilities has been adversely impacted. As a result, delay in realisation of transmission charges from the customers is expected in the next financial year. The Government of India has announced measures to facilitate the liquidation of outstanding dues of the utilities to the generators and transmission licensees which are expected to facilitate the realisation of the group's trade receivables. Further, the group has adequate credit limits and strong credit ratings to mobilise the required short term funds for its operations including for meeting its debt service obligations. The Group has also approved a consolidated one-time rebate of ₹1,075crore to the DISCOMs and Power Departments of States / Union Territories against the billing of April'20 and May'20.

The Group has made an assessment of the liquidity position for the next one year and of the recoverability and carrying value of its assets comprising of Property Plant and equipment, trade receivables and investments as at Balance Sheet date and the management is of the view that there are no material adjustments required in the financial statements. However, the impact assessment of COVID 19 is a continuing process given the uncertainties associated with its nature and duration. The Group will continue to monitor any material changes to future economic conditions.

**68. Other Notes****A. Incorporation of wholly owned subsidiary of POWERGRID to undertake Telecommunications and Digital Technology Business of the company**

On 7th November 2019, the Board of directors resolved to form a wholly owned subsidiary of the Company to undertake the said business. The Company has obtained approval from Ministry of Power (MOP) for the formation of aforesaid subsidiary and is in the process of obtaining approval from CERC for undertaking the telecom business through a subsidiary company. The Company is evaluating the methodology of transfer of said business including but not limited to identification of assets and liabilities.

The Company will continue to operate the Telecommunication and Digital Technology business until the above significant activities are completed. As the said business is not available for immediate sale in its present condition, hence the same is not classified as "disposal group held for sale".

**B. Asset Monetization in POWERGRID through Infrastructure Investment Trust (InvIT)**

Board of Directors in their meeting held on 01.10.2019 had granted in-principle approval to raise upto ₹10,000crore by way of asset monetization through Infrastructure Investment Trust (InvIT) as per direction of MOP. The Board had also accorded its approval to set up and register an Infrastructure Investment Trust with POWERGRID acting as Sponsor as per SEBI (Infrastructure Investment Trusts) Regulations, 2014. The company has sought various approvals from Govt. of India, Regulatory authorities and others which are awaited.

69. a) Figures have been rounded off to nearest rupees in crore up to two decimals.  
b) Previous year figures have been regrouped/rearranged wherever considered necessary.

<b>For and on behalf of the Board of Director</b>			
<b>Divya Tandon</b> Company Secretary	<b>K.S.R. Murty</b> CFO	<b>Seema Gupta</b> Director (Finance)	<b>K. Sreekant</b> Chairman & Managing Director
<b>As per our report of even date</b>			
For <b>T R CHADHA &amp; CO LLP</b> Chartered Accountants FRN : 006711N/N500028	For <b>UMAMAHESWARA RAO &amp; CO</b> Chartered Accountants FRN : 004453S	For <b>B M CHATRATH &amp; CO LLP</b> Chartered Accountants FRN : 301011E/E300025	For <b>PSD &amp; ASSOCIATES</b> Chartered Accountants FRN : 004501C
<b>CA NEENA GOEL</b> Partner M. No. 057986 Place : Gurugram Date : 20.06.2020 Place : Gurugram	<b>CA KRISHNA SAI G.H.</b> Partner M. No. 233399 Place : Hyderabad	<b>CA SANJAY SARKAR</b> Partner M. No. 064305 Place : Kolkata	<b>CA PRAKASH SHARMA</b> Partner M. No. 072332 Place : Jaipur

**INDEPENDENT AUDITOR’S REPORT  
TO THE MEMBERS OF POWER GRID CORPORATION OF INDIA LIMITED  
Report on the Audit of the Consolidated Financial Statements**

**Opinion**

We have audited the accompanying consolidated financial statements of Power Grid Corporation of India Limited (hereinafter referred to as the “Holding Company”), and its subsidiaries (The Holding Company and its subsidiaries together referred to as “the Group”), and its joint ventures, which comprise the consolidated Balance Sheet as at March 31, 2020, and the Consolidated Statement of Profit and Loss (including Other Comprehensive Income), the Consolidated Statement of Changes in Equity and the Consolidated Statement of Cash Flows for the year ended, and notes to the consolidated financial statement, including a summary of the significant accounting policies and other explanatory information (hereinafter referred to as “the consolidated financial statements”).

In our opinion and to the best of our information and according to the explanations given to us, the aforesaid consolidated financial statements give the information required by the Companies Act, 2013 (“the Act”) in the manner so required and give a true and fair view in conformity with the accounting principles generally accepted in India, of the consolidated state of affairs of the Group and joint ventures, as at March 31, 2020, the consolidated profit & total comprehensive income, consolidated changes in equity and consolidated cash flows for the year ended on that date.

**Basis for Opinion**

We conducted our audit of the consolidated financial statements in accordance with the Standards on Auditing (SAs) specified under section 143(10) of the Act. Our responsibilities under those Standards are further described in the Auditor’s Responsibilities for the Audit of the Consolidated Financial Statements section of our report. We are independent of the Group in accordance with the Code of Ethics issued by the Institute of Chartered Accountants of India (ICAI) together with the independence requirements that are relevant to our audit of the consolidated financial statements under the provisions of the Act and the Rules made there under, and we have fulfilled our other ethical responsibilities in accordance with these requirements and the ICAI’s Code of Ethics. We believe that the audit evidence we have obtained is sufficient and appropriate to provide a basis for our audit opinion on the consolidated financial statements.

**Emphasis of Matter**

We draw attention to the following matter in the notes to the Consolidated Financial Statements:

- In respect of recognition of revenue from transmission assets for which final tariff orders are yet to be issued by the CERC [Refer Note No. 35(b)]
- Our opinion is not modified in respect of the above matter.

**Key Audit Matters**

Key audit matters are those matters that, in our professional judgment, were of most significance in our audit of the consolidated financial statements for the year ended 31st March 2020. These matters were addressed in the context of our audit of the consolidated financial statements as a whole, and in forming our opinion thereon, and we do not provide a separate opinion on these matters. For each matter below, description of how the matter was addressed in our audit is provided in that context. Considering the requirement of Standard on Auditing (SA 600) on ‘Using the work of Another Auditor’ including materiality, below Key Audit Matters have been reproduced from the Independent Auditors’ report on the audit of Standalone Financial Statements of the Holding Company.

Sl. No.	Key Audit Matters #	How the matter was addressed in our audit
1.	<p><b>Recognition of Revenue from Transmission Income</b></p> <p>Transmission Income is accounted for based on tariff orders notified by the CERC. In case of transmission projects where final tariff orders are yet to be notified, transmission income is accounted for on provisional basis as per Tariff Regulations and Orders of the CERC in earlier cases. Difference, if any, is accounted for on issuance of final Tariff Orders by the CERC. As at each reporting date, transmission income also includes an accrual for services rendered to the customers but not yet billed i.e. Unbilled Revenue.</p> <p>This is considered as Key Audit Matter due to the nature and extent of estimates made as per CERC Tariff Regulations and contracts with customers for recognition of revenue.</p> <p>(Refer Note No. 35(b) Consolidated Financial Statement)</p>	<p>Our audit approach involved:</p> <p>We have obtained an understanding of the CERC Tariff Regulations, Orders, Circulars, Guidelines and the Company’s internal circulars and procedures in respect of recognition and measurement of revenue from transmission of power.</p> <ul style="list-style-type: none"> <li>• Evaluated and tested the effectiveness of the design of Internal controls relating to recognition and measurement of revenue from Transmission.</li> <li>• Verified the transmission revenue based on the CERC Tariff Regulation, Orders, Circulars, Guidelines and the company’s internal circulars.</li> <li>• Verified on test basis, the income recognised on provisional basis consistently as per the regulatory guidelines, for the assets whose final orders are yet to be notified by CERC, based on the date of commercial operation (DOCO) letters issued by Regional technical heads, and capital cost, as certified by the Management.</li> </ul>

Sl. No.	Key Audit Matters #	How the matter was addressed in our audit
2.	<p><b>Deferred Tax Assets relating to MAT credit entitlement</b></p> <p>The Company has considered MAT credit in anticipation of set off against the tax payable in future years and created Deferred Tax Asset for the same during the year. Corresponding to the said MAT Credit Entitlement, a Deferred Regulatory liability payable to the beneficiaries in subsequent periods as per CERC Tariff Regulations has been recognized.</p> <p>We identified this as a key audit matter because of the importance of this matter to the intended users of the financial statements and its materiality and requirement of judgement in assessing future taxable profits for recognition of MAT credit entitlement.</p> <p>(Refer Note No.26 of Consolidated financial statements.)</p>	<p>Our audit approach involved:</p> <ul style="list-style-type: none"> <li>Understanding the current status of availability of MAT credits.</li> <li>We assessed the related forecasts of future taxable profits, evaluated the reasonableness and consistency of the considerations/assumptions underlying the preparation of these forecasts.</li> <li>Based on the above procedures performed, the recognition and measurement of Deferred tax asset relating to MAT credit entitlement and corresponding Regulatory Deferral Liability towards customers, is considered adequate and reasonable.</li> </ul>
3.	<p><b>Assessment of Contingent liabilities in respect of certain litigations including land compensation, direct and indirect taxes, various claims filed by other parties not acknowledged as debt.</b></p> <p>There is a high level of judgement required in estimating the contingent liabilities. The company's assessment of contingent liabilities is supported by the facts of the matter, Company's judgement thereon, past experience and advices from legal and independent tax consultants wherever necessary.</p> <p>We identified the above area as Key Audit Matters in view of associated uncertainty relating to the outcome of these matter.</p> <p>(Refer Note No. 61 of Consolidated financial statements).</p>	<p>Our audit approach involved:</p> <ul style="list-style-type: none"> <li>Understanding the current status of the litigation for land compensations/tax assessments.</li> <li>Examining recent orders from competent authorities and/or communication received from various authorities, judicial forums and follow-up action thereon.</li> <li>Review and analysis of evaluation of the contentions of the company through discussions, collection of details of the subject matter under consideration, the likely outcome and consequent potential outflows on those issues.</li> </ul>

# Above referred Key Audit Matters are in respect of the Holding Company only. All the subsidiaries in the group are unlisted entities.

#### Other Matters

a) We did not audit the financial statements/ financial information of the following subsidiaries whose financial statements reflect the details given below for total assets and net assets as at 31st March 2020, total revenues and net cash flows for the year ended on that date to the extent to which they are reflected in the consolidated financial statements:

(₹ in crore)

S. No.	Name of the Subsidiaries	Total Assets	Net Assets	Total Revenues	Net Cash Inflows/ (Outflows)
1	Powergrid Vemagiri transmission Ltd	0.00	(19.41)	0.00	0.00
2	Powergrid NM transmission Ltd	1276.44	83.27	123.51	(0.60)
3	Powergrid Vizag Transmission Ltd	1,216.01	372.95	315.65	33.38
4	Powergrid Southern Interconnector Transmission System Limited	3671.53	716.10	187.08	0.05
5	Powergrid Parli Transmission Limited	1752.02	358.48	330.48	1.14
6	Powergrid Warora Transmission Limited	2098.90	478.95	361.99	1.67
7	Powergrid Jabalpur Transmission Limited	1490.12	241.91	252.56	0.81
8	Powergrid Kala Amb Transmission Ltd	291.02	81.40	73.41	0.19
9	Powergrid Unchahar Transmission Ltd	65.83	24.45	22.10	0.15
10	Powergrid Medinipur Jeerat Transmission Limited	2640.88	289.33	0.00	0.01
11	Powergrid Mithilanchal Transmission Limited	868.51	119.99	0.00	0.05
12	Powergrid Varanasi Transmission System Limited	760.14	125.04	0.00	0.00



## ANNUAL REPORT 2019-20

S. No.	Name of the Subsidiaries	Total Assets	Net Assets	Total Revenues	Net Cash Inflows/ (Outflows)
13	Powergrid Jawaharpur Firozabad Transmission Limited	269.84	0.05	0.00	(0.07)
14	Powergrid Khetri Transmission System Limited	259.58	(0.28)	0.35	0.02
15	Powergrid Bhuj Transmission Limited	93.00	0.01	0.00	1.41
16	Powergrid Bhind Guna Transmission Limited	56.56	(0.59)	0.35	0.27
17	Powergrid Ajmer Phagi Transmission Limited	201.60	(0.27)	0.30	1.13
18	Powergrid Fatehgarh Transmission Limited	176.52	0.01	0.00	0.18
19	Powergrid Rampur Sambhal Transmission Limited	17.91	(0.83)	0.20	0.01
20	Powergrid Meerut Simbhavali Transmission Limited	37.85	0.01	0.00	0.05
	<b>Total</b>	<b>17244.26</b>	<b>2870.57</b>	<b>1667.98</b>	<b>39.85</b>

The consolidated financial statements also include the Group's share of net profit/loss (including Other Comprehensive Income) for the year ended 31st March 2020 as considered in the consolidated financial statements in respect of following joint ventures whose financial statements/ financial information have not been audited by us.

(₹ in crore)

S. No.	Name of Joint Ventures	Group's share net profit/(loss)
1	Powerlinks Transmission Limited	59.34
2	Torrent Powergrid Limited	4.79
3	Jaypee Powergrid Limited	14.88
4	North East Transmission Company Limited	15.36
	<b>Total</b>	<b>94.37</b>

These financial statements/ financial information of subsidiaries and joint ventures have been audited by other auditors whose reports have been furnished to us by the Holding Company's Management upto 15th June, 2020 and our opinion on the consolidated financial statements, in so far as it relates to the amounts and disclosures included in respect of these subsidiaries and joint ventures, and our report in terms of sub-section (3) of Section 143 of the Act, insofar as it relates to the aforesaid subsidiaries and joint ventures is based solely on the reports of the other auditors after considering the requirement of Standard on Auditing (SA 600) on 'Using the work of Another Auditor' including materiality.

(b)The consolidated financial statements include the Group's share of net profit/loss (including Other Comprehensive Income) for the year ended 31st March, 2020 as considered in the consolidated financial statements in respect of following joint ventures whose financial statements/ financial information have not been audited by us.

(₹ in crore)

S. No.	Name of Joint Ventures	Group's share net profit/(loss)
1	Parbati Koldam Transmission Company Limited	22.06
2	Teestavalley Power Transmission Limited	13.43
3	National High Power Test Lab Pvt Limited	(4.39)
4	Bihar Grid Company Limited	21.94
5	Cross Border Transmission Limited	5.55
6	RINL POWERGRID TLT Pvt. Limited##	(3.97)
7	Power Transmission Company Nepal Ltd *	1.99
8	Kalinga Bidyut Parasaran Nigam Pvt Limited#	0.00
	<b>Total</b>	<b>56.61</b>

\* located outside India.

# The shareholders of M/s Kalinga Bidyut Prasaran Nigam Pvt Ltd (KBPNL), JV between M/s POWERGRID & M/s OPTCL in their Extra Ordinary General Meeting held on 02.01.2020 approved the striking off of the name of the company.

## The Holding company's board of directors has accorded in-principle approval for closure of the JV company.

These financial statements/ financial information of joint ventures are unaudited and have been furnished to us by the Holding Company's Management and our opinion on the consolidated financial statements, in so far as it relates to the amounts and disclosures included in respect of these subsidiaries and joint ventures, and our report in terms of sub-section (3) of Section 143 of the Act in so far as it relates to the aforesaid joint ventures, is based solely on such unaudited financial statements/ financial information. One of the joint ventures as above is located outside India in respect of which the Holding Company's management has provided us the financial statements prepared in accordance with

accounting principles generally accepted in India. In our opinion and according to the information and explanations given to us by the Holding Company's Management, these financial statements / financial information are not material to the Group.

Our opinion on the consolidated financial statements, and our report on Other Legal and Regulatory Requirements given below, is not modified in respect of the above matters with respect to our reliance on the work done and the reports of the other auditors and the financial statements / financial information certified by the Holding Company's Management.

(c) The statement includes comparative figures for the corresponding year ended March 31, 2019, audited by the joint auditors of the Company who were the predecessor audit firms, where they had expressed an unmodified opinion vide their report dated May 29, 2019 on such consolidated financial statements.

#### **Information Other than the Consolidated Financial Statements and Auditor's Report Thereon**

The Holding Company's Board of Directors is responsible for the preparation of the other information. The other information comprises the information included in the Management Discussion and Analysis, Board's Report including Annexures to Board's Report, Business Responsibility Report, Corporate Governance and Shareholder's Information, but does not include the consolidated financial statements and our Auditor's Report thereon. The other information as identified above is expected to be made available to us after the date of this Auditor's Report.

Our opinion on the consolidated financial statements does not cover the other information and we will not express any form of assurance conclusion thereon.

In connection with our audit of the consolidated financial statements, our responsibility is to read the other information identified above when it becomes available and, in doing so, consider whether the other information is materially inconsistent with the consolidated financial statements or our knowledge obtained during the course of our audit or otherwise appears to be materially misstated.

When we read those documents including annexures, if any thereon, if we conclude that there is a material misstatement therein, we shall communicate the matter to those charged with the governance.

#### **Management's Responsibility for the Consolidated Financial Statements**

The Holding Company's Board of Directors is responsible for the preparation and presentation of these consolidated financial statements in terms of the requirements of the Act that give a true and fair view of the consolidated financial position, consolidated financial performance including other comprehensive income, consolidated cash flows and consolidated statement of changes in equity of the Group and joint ventures in accordance with the accounting principles generally accepted in India, including the Indian Accounting Standards (Ind AS) specified under section 133 of the Act read with the Companies (Indian Accounting Standards) Rules, 2015, as amended. The respective Board of Directors of the companies included in the Group and of the joint ventures are responsible for maintenance of adequate accounting records in accordance with the provisions of the Act for safeguarding of the assets of the Group and joint ventures and for preventing and detecting frauds and other irregularities; selection and application of appropriate accounting policies; making judgments and estimates that are reasonable and prudent; and the design, implementation and maintenance of adequate internal financial controls, that were operating effectively for ensuring the accuracy and completeness of the accounting records, relevant to the preparation and presentation of the consolidated financial statements that give a true and fair view and are free from material misstatement, whether due to fraud or error, which have been used for the purpose of preparation of the consolidated financial statements by the Directors of the Holding Company, as aforesaid.

In preparing the consolidated financial statements, the respective Board of Directors of the companies included in the Group and joint ventures are responsible for assessing the ability of the Group and joint ventures to continue as a going concern, disclosing, as applicable, matters related to going concern and using the going concern basis of accounting unless management either intends to liquidate the Group or to cease operations, or has no realistic alternative but to do so.

Those respective Board of Directors of the companies included in the Group and joint ventures are also responsible for overseeing the financial reporting process of the Group and joint ventures.

#### **Auditor's Responsibilities for the Audit of the Consolidated Financial Statements**

Our objectives are to obtain reasonable assurance about whether the consolidated financial statements as a whole are free from material misstatement, whether due to fraud or error, and to issue an auditor's report that includes our opinion. Reasonable assurance is a high level of assurance, but is not a guarantee that an audit conducted in accordance with SAs will always detect a material misstatement when it exists. Misstatements can arise from fraud or error and are considered material if, individually or in the aggregate, they could reasonably be expected to influence the economic decisions of users taken on the basis of these consolidated financial statements.

As part of an audit in accordance with SAs, we exercise professional judgment and maintain professional skepticism throughout the audit. We also:

- Identify and assess the risks of material misstatement of the consolidated financial statements, whether due to fraud or error, design and perform audit procedures responsive to those risks, and obtain audit evidence that is sufficient and appropriate to provide a basis for our opinion. The risk of not detecting a material misstatement resulting from fraud is higher than the one resulting from error, as fraud may involve collusion, forgery, intentional omissions, misrepresentations, or the override of internal control.
- Obtain an understanding of internal financial controls relevant to the audit in order to design audit procedures that are appropriate in the circumstances. Under section 143(3)(i) of the Act, we are also responsible for expressing our opinion on whether the Companies in the Group have adequate internal financial controls system in place and the operating effectiveness of such controls.

- Evaluate the appropriateness of accounting policies used and the reasonableness of accounting estimates and related disclosures made by Holding Company's Management.
- Conclude on the appropriateness of Holding Company's Management use of the going concern basis of accounting and, based on the audit evidence obtained, whether a material uncertainty exists related to events or conditions that may cast significant doubt on the ability of the Group and joint ventures to continue as a going concern. If we conclude that a material uncertainty exists, we are required to draw attention in our auditor's report to the related disclosures in the consolidated financial statements or, if such disclosures are inadequate, to modify our opinion. Our conclusions are based on the audit evidence obtained up to the date of our auditor's report. However, future events or conditions may cause the Group and joint ventures to cease to continue as a going concern.
- Evaluate the overall presentation, structure and content of the consolidated financial statements, including the disclosures, and whether the consolidated financial statements represent the underlying transactions and events in a manner that achieves fair presentation.
- Obtain sufficient appropriate audit evidence regarding the financial information of the entities or business activities within the Group and joint venture to express an opinion on the consolidated financial statements. We are responsible for the direction, supervision and performance of the audit of the Financial Statements of such entities included in the Consolidated Financial Statements of which we are the Independent Auditors. For the other entities included in the Consolidated Financial Statements, which have been audited by other Auditors, such other Auditors remain responsible for the direction, supervision and performance of the audits carried out by them. We remain solely responsible for our audit opinion.

Materiality is the magnitude of misstatements in the consolidated financial statements that, individually or in aggregate, makes it probable that the economic decisions of a reasonably knowledgeable user of the financial statements may be influenced. We consider quantitative materiality and qualitative factors in (i) planning the scope of our audit work and in evaluating the results of our work; and (ii) to evaluate the effect of any identified misstatements in the financial statements.

We communicate with those charged with governance of the Holding Company included in the Consolidated Financial Statements, of which we are the Independent Auditors regarding, among other matters, the planned scope and timing of the audit and significant audit findings, including any significant deficiencies in internal control that we identify during our audit.

We also provide those charged with governance with a statement that we have complied with relevant ethical requirements regarding independence, and to communicate with them all relationships and other matters that may reasonably be thought to bear on our independence, and where applicable, related safeguards.

From the matters communicated with those charged with governance, we determine those matters that were of most significance in the audit of the consolidated financial statements of the current period and are therefore the key audit matters. We describe these matters in our auditor's report unless law or regulation precludes public disclosure about the matter or when, in extremely rare circumstances, we determine that a matter should not be communicated in our report because the adverse consequences of doing so would reasonably be expected to outweigh the public interest benefits of such communication.

### Report on Other Legal and Regulatory Requirements

1. As required by Section 143(3) of the Act, based on our audit and on the consideration of report of the other auditors on separate financial statements and the other financial information of subsidiaries and joint ventures as noted in the other matter paragraph, we report, to the extent applicable, that:
  - a) We have sought and obtained all the information and explanations which to the best of our knowledge and belief were necessary for the purposes of our audit of the aforesaid consolidated financial statements.
  - b) In our opinion, proper books of account as required by law relating to preparation of the aforesaid consolidated financial statements have been kept so far as it appears from our examination of those books and the reports of the other auditors.
  - c) The Consolidated Balance Sheet, the Consolidated Statement of Profit and Loss (including Other Comprehensive Income), the Consolidated Statement of Changes in Equity and the Consolidated Statement of Cash Flows dealt with by this Report are in agreement with the relevant books of account maintained for the purpose of preparation of the Consolidated financial statements.
  - d) In our opinion, the aforesaid consolidated financial statements comply with the Indian Accounting Standards specified under Section 133 of the Act read with the Companies (Indian Accounting Standards) Rules, 2015 as amended.
  - e) In view of exemption given vide notification no. G. S. R. 463(E) dated June 5, 2015, issued by Ministry of Corporate Affairs, provisions of Section 164(2) of the Act regarding disqualification of Directors, are not applicable to the Holding Company and its subsidiaries. Further, on the basis of the reports of the auditors of 4 (four) joint ventures incorporated in India, none of the directors of the joint ventures incorporated in India is disqualified as on 31 March, 2020 from being appointed as a director in terms of section 164(2) of the Act.
  - f) With respect to the adequacy of the internal financial controls over financial reporting of the Holding Company, its subsidiaries and joint ventures incorporated in India and the operating effectiveness of such controls, refer to our separate report in '**Annexure 1**'. Our report expresses an unmodified opinion on the adequacy and operating effectiveness of the Group's internal financial controls with reference to consolidated financial statements.

- g) Pursuant to the Notification No. GSR 463(E) dated 5th June 2015 issued by the Ministry of Corporate Affairs, Government of India, provisions of Section 197 of the Companies Act, 2013, are not applicable to the Group. Further, on the basis of the reports of the auditors of 4 (four) joint ventures incorporated in India, the managerial remuneration for the year ended March 31, 2020 has been paid / provided to their directors in accordance with the provision of section 197 read with Schedule V to the Act
- h) With respect to the other matters to be included in the Auditor's Report in accordance with Rule 11 of the Companies (Audit and Auditor's) Rules, 2014, in our opinion and to the best of our information and according to the explanations given to us and based on the consideration of the report of the other auditors on separate financial statements as also the other financial information of the subsidiaries and joint ventures, as noted in the 'Other Matters' paragraph:
- i) The consolidated financial statements disclose the impact of pending litigations on the consolidated financial position of the Group (Refer Note 61 to the consolidated financial statements) and the joint venture companies (Refer Note 44.2 to the consolidated financial statements).
  - ii) Provision has been made in the consolidated financial statements, as required under the applicable law or Indian Accounting Standards, for material foreseeable losses, if any, on long-term contracts including derivative contracts.
  - iii) There has been no delay in transferring amounts, required to be transferred, to the Investor Education and Protection Fund by the Group and the joint venture companies incorporated in India.

For **T R CHADHA & CO LLP**  
Chartered Accountants  
FRN : 006711N/N500028

**CA Neena Goel**  
Partner  
M. No. 057986  
UDIN: 20057986AAAAFW1859  
Place : Gurugram

Date : 20.06.2020

For **UMAMAHESWARA RAO & CO**  
Chartered Accountants  
FRN : 004453S

**CA Krishna Sai G.H.**  
Partner  
M. No. 233399  
UDIN: 20233399AAAAAS4102  
Plac Hyderabad

For **B M CHATRATH & CO LLP**  
Chartered Accountants  
FRN : 301011E/E300025

**CA Sanjay Sarkar**  
Partner  
M. No. 064305  
UDIN: 20064305AAAADE7390  
Place : Kolkata

For **PSD & ASSOCIATES**  
Chartered Accountants  
FRN : 004501C

**CA Prakash Sharma**  
Partner  
M. No. 072332  
UDIN: 20072332AAAAAD5639  
Place : Jaipur

## ANNEXURE 1

### ATTACHED TO THE INDEPENDENT AUDITOR'S REPORT OF EVEN DATE ON THE CONSOLIDATED IND AS FINANCIAL STATEMENTS OF POWER GRID CORPORATION OF INDIA LIMITED FOR THE YEAR ENDED 31<sup>ST</sup> MARCH, 2020.

#### Report on the Internal Financial Controls under Clause (i) of Sub-section 3 of Section 143 of the Companies Act, 2013 ("the Act")

In conjunction with our audit of the Consolidated Financial Statements of the Company as of and for the year ended on 31<sup>st</sup> March, 2020, we have audited the internal financial controls over financial reporting with reference to Consolidated Financial Statements of Power Grid Corporation of India Limited (hereinafter referred to as "the Holding Company") and its subsidiary companies (the Holding Company and its subsidiaries together referred to as "the Group") and its joint venture companies, which are companies incorporated in India as of 31<sup>st</sup> March, 2020.

#### Management's Responsibility for Internal Financial Controls

The respective Board of directors of the Holding company, its subsidiary companies and its joint venture companies, which are companies incorporated in India, are responsible for establishing and maintaining internal financial controls based on the internal controls over financial reporting criteria established by the Company considering the essential components of internal control stated in the Guidance Note on Audit of Internal Financial Controls over Financial Reporting issued by the Institute of Chartered Accountants of India. These responsibilities include the design, implementation and maintenance of adequate internal financial controls that were operating effectively for ensuring the orderly and efficient conduct of its business, including adherence to the respective company's policies, the safeguarding of its assets, the prevention and detection of frauds and errors, the accuracy and completeness of the accounting records, and the timely preparation of reliable financial information, as required under the Companies Act, 2013.

#### Auditors' Responsibility

Our responsibility is to express an opinion on the Group's and the joint venture companies' which are incorporated in India, internal financial controls over financial reporting with reference to Consolidated Financial Statements based on our audit. We conducted our audit in accordance with the Guidance Note on Audit of Internal Financial Controls Over Financial Reporting (the "Guidance Note") and the Standards on Auditing, issued by ICAI and deemed to be prescribed under section 143(10) of the Companies Act, 2013, to the extent applicable to an audit of Internal Financial Controls and, both issued by the Institute of Chartered Accountants of India. Those Standards and the Guidance Note require that we comply with ethical requirements and plan and perform the audit to obtain reasonable assurance about whether adequate Internal Financial Controls Over Financial Reporting with reference to Consolidated Financial Statements were established and maintained and if such controls operated effectively in all material respects.

Our audit involves performing procedures to obtain audit evidence about the adequacy of the internal financial controls system over financial reporting with reference to Consolidated Financial Statements and their operating effectiveness. Our audit of internal financial controls over financial reporting with reference to Consolidated Financial Statements included obtaining an understanding of internal financial controls over financial reporting with reference to Consolidated Financial Statements, assessing the risk that material weakness exists, and testing and evaluating the design and operating effectiveness of internal control based on the assessed risk. The procedures selected depend on the auditor's Judgment, including the assessment of the risks of material misstatement of the Consolidated Financial Statements, whether due to fraud or error.

We believe that the audit evidence we have obtained and the audit evidence obtained by the other auditors of the subsidiaries and joint venture companies incorporated in India, in terms of their reports referred to in the 'Other Matters' paragraph is sufficient and appropriate to provide a basis for our audit opinion on the Group's internal financial controls system over financial reporting with reference to Consolidated Financial Statements.

#### Meaning of Internal Financial Controls Over Financial Reporting With Reference to Consolidated Financial Statements

A Company's internal financial control over financial reporting with reference to Consolidated Financial Statements is a process designed to provide reasonable assurance regarding the reliability of financial reporting and the preparation of financial statements for external purposes in accordance with generally accepted accounting principles. A company's internal financial control over financial reporting with reference to Consolidated Financial Statements includes those policies and procedures that:

- i. pertain to the maintenance of records that, in reasonable detail, accurately and fairly reflect the transactions and dispositions of the assets of the company;
- ii. provide reasonable assurance that transactions are recorded as necessary to permit preparation of financial statements in accordance with generally accepted accounting principles, and that receipts and expenditures of the company are being made only in accordance with authorizations of management and directors of the company; and
- iii. provide reasonable assurance regarding prevention or timely detection of unauthorized acquisition, use, or disposition of the company's assets that could have a material effect on the financial statements.

#### Inherent Limitations of Internal Financial Controls Over Financial Reporting With Reference to Consolidated Financial Statements

Because of the inherent limitations of internal financial controls over financial reporting with reference to Consolidated Financial Statements,

including the possibility of collusion or improper management override of controls, material misstatements due to error or fraud may occur and not be detected. Also, projections of any evaluation of the internal financial controls over financial reporting with reference to Consolidated Financial Statements to future periods are subject to the risk that the internal financial control over financial reporting with reference to Consolidated Financial Statements may become inadequate because of changes in conditions, or that the degree of compliance with the policies or procedures may deteriorate.

**Opinion**

In our opinion, the Holding Company, its subsidiaries, and joint ventures which are companies incorporated in India have, in all material respects, an adequate internal financial controls system over financial reporting with reference to Consolidated Financial Statements and such internal financial controls over financial reporting with reference to Consolidated Financial Statements were operating effectively as at 31st March, 2020, based on the internal control over financial reporting criteria established by the Company considering the essential components of internal control stated in the Guidance Note on Audit of Internal Financial Controls Over Financial Reporting issued by the Institute of Chartered Accountants of India.

**Other Matters**

Our aforesaid report under Section 143 (3) (i) of the Act on the adequacy and operating effectiveness of the internal financial controls over financial reporting with reference to Consolidated Financial Statements insofar as it related to 20 (twenty) subsidiary companies and 4 (four) joint venture Companies incorporated in India, is based on the corresponding report of auditors of such companies.

For **T R CHADHA & CO LLP**

Chartered Accountants  
FRN : 006711N/N500028

**CA Neena Goel**

Partner  
M. No. 057986  
UDIN: 20057986AAAAFW1859  
Place : Gurugram

Date : 20.06.2020

For **UMAMAHESWARA RAO & CO**

Chartered Accountants  
FRN : 004453S

**CA Krishna Sai G.H.**

Partner  
M. No. 233399  
UDIN: 20233399AAAAAS4102  
Plac Hyderabad

For **B M CHATRATH & CO LLP**

Chartered Accountants  
FRN : 301011E/E300025

**CA Sanjay Sarkar**

Partner  
M. No. 064305  
UDIN: 20064305AAAADE7390  
Place : Kolkata

For **PSD & ASSOCIATES**

Chartered Accountants  
FRN : 004501C

**CA Prakash Sharma**

Partner  
M. No. 072332  
UDIN: 20072332AAAAAD5639  
Place : Jaipur

## **POWER GRID CORPORATION OF INDIA LIMITED**

(A Government of India Enterprise)

Registered Office: B-9, Qutab Institutional Area, Katwaria Sarai, New Delhi- 110016, INDIA

Corporate Office: Saudamini, Plot No.2, Sector 29, Gurugram- 122001 (Haryana), INDIA

CIN : L40101DL1989GOI038121



 |  |  |  |  
[www.powergridindia.com](http://www.powergridindia.com)

