

May 19, 2024

National Stock Exchange of India Limited  
Exchange Plaza, Plot No. C/1, Block G,  
Bandra Kurla Complex, Bandra (E),  
Mumbai – 400 051.  
Symbol: RAINBOW

BSE Limited  
Corporate Relationship Department,  
Phiroze Jeejeebhoy Towers,  
Dalal Street, Mumbai – 400001.  
Scrip Code: 543524

**Sub: Outcome of the Board Meeting held on May 19, 2024.**

**Ref: Disclosures under Regulation 30 of SEBI (Listing Obligations and Disclosure Requirements) Regulations, 2015 ("Listing Regulations").**

Dear Sir/ Madam,

Please take note that the Board of Directors of the Company in their meeting held today i.e., May 19, 2024, inter-alia, considered and approved the following matters:

1. The Audited Standalone and Consolidated Financial Results ("**Results**") of the Company for the Quarter and Financial Year ended March 31, 2024. A copy of the signed Results along with Auditors Report and Declaration in respect of Audit Report with unmodified opinion under Regulation 33 of the Listing Regulations are attached herewith as **Annexure - A**.
2. Convening of 26<sup>th</sup> Annual General Meeting ("**AGM**") of the Company on Tuesday, July 30, 2024 through Video Conferencing/ Other Audio Visual Means ("**VC/OVAM**").
3. Recommendation of final dividend of ₹ 3/- per Equity Share (@ 30% on a face value of ₹ 10/- per share) for the Financial Year ended March 31, 2024. The final dividend, if approved by the shareholders at the ensuing 26<sup>th</sup> AGM will be dispatched/ credited within 30 days of the AGM.

## Rainbow Children's Medicare Limited

**Registered Office:** 8-2-120/103/1, Survey No. 403, Road No. 2, Banjara Hills, Hyderabad, Telangana - 500034

**Corporate Office:** 8-2-19/1/a, Daulet Arcade, Karvy Lane, Road No.11, Banjara Hills, Hyderabad, Telangana - 500034

**Hyderabad:** Banjara Hills - 040 22334455 | Secunderabad - 040 42462200 | Kondapur IP - 040 42462400

Kondapur OP - 040 42462100 | Hyder Nagar - 040 42462300 | L B Nagar - 040 71111333 | Financial District - 1800 2122

**Vijayawada:** Currency Nagar - 0866 6669666 | Governorpet - 0866 6650250 | **Chennai:** Guindy - 044 40122444 | Sholinganallur - 044 - 69659000

**Bengaluru:** Marathahalli - 080 42412345 | Bannerghatta Road - 080 25512345 | Hebbal - 080 35061555

**Delhi:** Malviya Nagar - 011 66888866 | **Visakhapatnam:** Health City, Chinagadili - 0891 3501601 | Siripuram - 0891 3501555

4. Pursuant to Regulation 42 of Listing Regulations, the Board has fixed July 23, 2024 as the Record Date for the purpose of payment of Final Dividend for Financial Year 2023-24 (if approved by the Shareholders at the ensuing AGM).

Symbol	Type of Security	Book Closure both days inclusive	Record date/Cut-off date	Purpose
NSE - RAINBOW BSE - 543524	Equity	Not Applicable	July 23, 2024	1. 26 <sup>th</sup> Annual General Meeting. 2. Payment of Final Dividend, if approved at the ensuing AGM.

5. Re-appointment of M/s. Lavanya & Associates as the Cost Auditors of the Company for the Financial Year 2024-25.

The requisite disclosure as per Regulation 30 of Listing Regulations read with SEBI Circular No. SEBI/HO/CFD/CFD-PoD-1/P/CIR/2023/123 dated July 13, 2023, is enclosed as "**Annexure - B**".

The Board Meeting commenced at 4:30 PM and concluded at 6:10 PM.

We request you to kindly take the same on record.

Thanking You,

Yours Faithfully,

For **Rainbow Children's Medicare Limited**

**Ashish Kapil**

**Company Secretary and Compliance Officer**

**Encl.:** As above

## Rainbow Children's Medicare Limited

**Registered Office:** 8-2-120/103/1, Survey No. 403, Road No. 2, Banjara Hills, Hyderabad, Telangana - 500034

**Corporate Office:** 8-2-19/1/a, Daulet Arcade, Karvy Lane, Road No.11, Banjara Hills, Hyderabad, Telangana - 500034

**Hyderabad:** Banjara Hills - 040 22334455 | Secunderabad - 040 42462200 | Kondapur IP - 040 42462400

Kondapur OP - 040 42462100 | Hyder Nagar - 040 42462300 | L B Nagar - 040 71111333 | Financial District - 1800 2122

**Vijayawada:** Currency Nagar - 0866 6669666 | Governorpet - 0866 6650250 | **Chennai:** Guindy - 044 40122444 | Sholinganallur - 044 - 69659000

**Bengaluru:** Marathahalli - 080 42412345 | Bannerghatta Road - 080 25512345 | Hebbal - 080 35061555

**Delhi:** Malviya Nagar - 011 66888866 | **Visakhapatnam:** Health City, Chinagadili - 0891 3501601 | Siripuram - 0891 3501555

**S.R. BATLIBOI & ASSOCIATES LLP**

Chartered Accountants

THE SKYVIEW 10  
18th Floor, "NORTH LOBBY"  
Survey No. 83/1, Raidurgam  
Hyderabad - 500 032, India  
Tel : +91 40 6141 6000

**Independent Auditor's Report on the Quarterly and Year to Date Audited Standalone Financial Results of the Rainbow Children's Medicare Limited Pursuant to the Regulation 33 of the SEBI (Listing Obligations and Disclosure Requirements) Regulations, 2015, as amended**

To  
The Board of Directors of  
Rainbow Children's Medicare Limited

**Report on the audit of the Standalone Financial Results****Opinion**

We have audited the accompanying statement of quarterly and year to date standalone financial results of Rainbow Children's Medicare Limited (the "Company") for the quarter ended March 31, 2024 and for the year ended March 31, 2024 ("Statement"), attached herewith, being submitted by the Company pursuant to the requirement of Regulation 33 of the SEBI (Listing Obligations and Disclosure Requirements) Regulations, 2015, as amended (the "Listing Regulations").

In our opinion and to the best of our information and according to the explanations given to us, the Statement:

- i. is presented in accordance with the requirements of the Listing Regulations in this regard; and
- ii. gives a true and fair view in conformity with the applicable accounting standards and other accounting principles generally accepted in India, of the net profit and other comprehensive income and other financial information of the Company for the quarter ended March 31, 2024 and for the year ended March 31, 2024.

**Basis for Opinion**

We conducted our audit in accordance with the Standards on Auditing (SAs) specified under section 143(10) of the Companies Act, 2013, as amended ("the Act"). Our responsibilities under those Standards are further described in the "Auditor's Responsibilities for the Audit of the Standalone Financial Results" section of our report. We are independent of the Company in accordance with the Code of Ethics issued by the Institute of Chartered Accountants of India together with the ethical requirements that are relevant to our audit of the financial statements under the provisions of the Act and the Rules thereunder, and we have fulfilled our other ethical responsibilities in accordance with these requirements and the Code of Ethics. We believe that the audit evidence obtained by us is sufficient and appropriate to provide a basis for our opinion.

**Management's Responsibilities for the Standalone Financial Results**

The Statement has been prepared on the basis of the standalone annual financial statements. The Board of Directors of the Company are responsible for the preparation and presentation of the Statement that gives a true and fair view of the net profit and other comprehensive income of the Company and other financial information in accordance with the applicable accounting standards prescribed under Section 133 of the Act read with relevant rules issued thereunder and other accounting principles generally accepted in India and in compliance with Regulation 33 of the Listing Regulations.





# **S.R. BATLIBOI & ASSOCIATES LLP**

Chartered Accountants

This responsibility also includes maintenance of adequate accounting records in accordance with the provisions of the Act for safeguarding of the assets of the Company and for preventing and detecting frauds and other irregularities; selection and application of appropriate accounting policies; making judgments and estimates that are reasonable and prudent; and the design, implementation and maintenance of adequate internal financial controls, that were operating effectively for ensuring the accuracy and completeness of the accounting records, relevant to the preparation and presentation of the Statement that give a true and fair view and are free from material misstatement, whether due to fraud or error.

In preparing the Statement, the Board of Directors are responsible for assessing the Company's ability to continue as a going concern, disclosing, as applicable, matters related to going concern and using the going concern basis of accounting unless the Board of Directors either intends to liquidate the Company or to cease operations, or has no realistic alternative but to do so.

Those charged with governance are also responsible for overseeing the Company's financial reporting process.

## **Auditor's Responsibilities for the Audit of the Standalone Financial Results**

Our objectives are to obtain reasonable assurance about whether the Statement as a whole is free from material misstatement, whether due to fraud or error, and to issue an auditor's report that includes our opinion. Reasonable assurance is a high level of assurance but is not a guarantee that an audit conducted in accordance with SAs will always detect a material misstatement when it exists. Misstatements can arise from fraud or error and are considered material if, individually or in the aggregate, they could reasonably be expected to influence the economic decisions of users taken on the basis of the Statement.

As part of an audit in accordance with SAs, we exercise professional judgment and maintain professional skepticism throughout the audit. We also:

- Identify and assess the risks of material misstatement of the Statement, whether due to fraud or error, design and perform audit procedures responsive to those risks, and obtain audit evidence that is sufficient and appropriate to provide a basis for our opinion. The risk of not detecting a material misstatement resulting from fraud is higher than for one resulting from error, as fraud may involve collusion, forgery, intentional omissions, misrepresentations, or the override of internal control.
- Obtain an understanding of internal control relevant to the audit in order to design audit procedures that are appropriate in the circumstances. Under Section 143(3)(i) of the Act, we are also responsible for expressing our opinion on whether the company has adequate internal financial controls with reference to financial statements in place and the operating effectiveness of such controls.
- Evaluate the appropriateness of accounting policies used and the reasonableness of accounting estimates and related disclosures made by the Board of Directors.
- Conclude on the appropriateness of the Board of Directors' use of the going concern basis of accounting and, based on the audit evidence obtained, whether a material uncertainty exists related to events or conditions that may cast significant doubt on the Company's ability to continue as a going concern. If we conclude that a material uncertainty exists, we are required to draw attention in our auditor's report to the related disclosures in the financial results or, if such disclosures are inadequate, to modify our opinion. Our conclusions are based on the audit evidence obtained up to the date of our auditor's report. However, future events or conditions may cause the Company to cease to continue as a going concern.
- Evaluate the overall presentation, structure and content of the Statement, including the disclosures, and whether the Statement represents the underlying transactions and events in a manner that achieves fair presentation.



# **S.R. BATLIBOI & ASSOCIATES LLP**

Chartered Accountants

We communicate with those charged with governance regarding, among other matters, the planned scope and timing of the audit and significant audit finding, including any significant deficiencies in internal control that we identify during our audit.

We also provide those charged with governance with a statement that we have complied with relevant ethical requirements regarding independence, and to communicate with them all relationships and other matters that may reasonably be thought to bear on our independence, and where applicable, related safeguards.

## **Other Matter**

The comparative financial information of the Company for the corresponding quarter and year ended March 31, 2023, included in these standalone financial results, were audited by the predecessor auditor who expressed an unmodified opinion on those financial information on May 14, 2023.

The Statement includes the results for the quarter ended March 31, 2024 being the balancing figure between the audited figures in respect of the full financial year ended March 31, 2024 and the published unaudited year-to-date figures up to the third quarter of the current financial year, which were subjected to a limited review by us, as required under the Listing Regulations.

## **For S.R. BATLIBOI & ASSOCIATES LLP**

Chartered Accountants

**ICAI Firm Registration Number: 101049W/E300004**

*Atin Bhargava*  
per Atin Bhargava

Partner

Membership No.: 504777



UDIN: 24504777BKDHKX6028

Place: Hyderabad

Date: May 19, 2024

Rainbow Children's Medicare Limited (formerly known as 'Rainbow Children's Medicare Private Limited')

CIN: L85110TG1998PLC029914

Registered Office : 8-2-120/103/1, Survey No. 403, Road No.2, Banjara Hills, Hyderabad, Telangana-500034

Corporate Office : 8-2-19/1/a, Dault Arcade, Karvy lane, Road No.11, Banjara Hills, Hyderabad, Telangana-500034

Tel: +91 40 4969 2244, e-mail : companysecretary@rainbowhospitals.in

Statement of Audited Standalone Financial Results for the quarter and year ended 31 March 2024

Particulars	(Rs. in Millions except per share data)				
	Quarter ended			Year ended	
	31 March 2024	31 December 2023	31 March 2023	31 March 2024	31 March 2023
	Audited	Unaudited	Audited	Audited	Audited
<b>INCOME</b>					
1. Revenue from operations	3,257.57	3,217.90	3,027.29	12,365.62	11,139.90
2. Other income	122.35	82.41	86.42	369.48	312.29
<b>3. Total income [1+2]</b>	<b>3,379.92</b>	<b>3,300.31</b>	<b>3,113.71</b>	<b>12,735.10</b>	<b>11,452.19</b>
<b>4. EXPENSES</b>					
a. Cost of materials consumed	400.64	408.32	408.08	1,571.27	1,501.22
b. Employee benefits expense	473.77	412.76	382.37	1,687.09	1,360.38
c. Finance costs	161.13	135.19	133.07	560.66	520.89
d. Depreciation and amortisation expense	305.68	259.34	215.70	1,051.51	837.08
e. Professional fees to doctors	739.14	730.52	676.81	2,877.30	2,554.04
f. Other expenses	615.32	528.73	582.14	2,095.10	1,903.94
<b>Total expenses</b>	<b>2,695.68</b>	<b>2,474.86</b>	<b>2,398.17</b>	<b>9,842.93</b>	<b>8,677.55</b>
<b>5. Profit before exceptional items and tax [3-4]</b>	<b>684.24</b>	<b>825.45</b>	<b>715.54</b>	<b>2,892.17</b>	<b>2,774.64</b>
<b>6. Exceptional items</b>	-	-	-	-	46.30
<b>7. Profit before tax [5-6]</b>	<b>684.24</b>	<b>825.45</b>	<b>715.54</b>	<b>2,892.17</b>	<b>2,728.34</b>
<b>8. Tax expenses:</b>					
a. Current tax	137.37	228.59	209.63	745.43	811.41
b. Deferred tax expense/(credit)	42.51	(14.55)	(49.93)	(2.17)	(142.00)
<b>Total tax expense</b>	<b>179.88</b>	<b>214.04</b>	<b>159.70</b>	<b>743.26</b>	<b>669.41</b>
<b>9. Profit after tax [7-8]</b>	<b>504.36</b>	<b>611.41</b>	<b>555.84</b>	<b>2,148.91</b>	<b>2,058.93</b>
<b>10. Other comprehensive income</b>					
<i>Items that will not be reclassified subsequently to the Statement of Profit or Loss</i>					
Re-measurement gain/(loss) on defined benefit obligation	12.06	1.72	(4.94)	17.21	4.83
Income tax effect	(3.03)	(0.43)	1.24	(4.33)	(1.22)
<b>Other comprehensive income, net of tax</b>	<b>9.03</b>	<b>1.29</b>	<b>(3.70)</b>	<b>12.88</b>	<b>3.61</b>
<b>11. Total comprehensive income [9+10]</b>	<b>513.39</b>	<b>612.70</b>	<b>552.14</b>	<b>2,161.79</b>	<b>2,062.54</b>
<b>12. Paid-up equity share capital (Face value of Rs. 10 each)</b>	1,015.02	1,015.02	1,015.02	1,015.02	1,015.02
<b>13. Other equity</b>				11,837.49	9,868.86
<b>14. Earning per share (Face value of share Rs.10 each)</b>					
a. Basic (Rs)	4.97	6.03	5.51	21.17	20.40
b. Diluted (Rs)	4.97	6.03	5.51	21.17	20.40
	(Not annualised)	(Not annualised)	(Not annualised)		





**Notes :**

- 1 The above statement of audited standalone financial results of Rainbow Children's Medicare Limited ("the Company"), which have been prepared in accordance with Indian Accounting Standards ("Ind AS") prescribed under section 133 of Companies Act, 2013 ("the Act") read with relevant rules issued thereunder, other accounting principles generally accepted in India and in terms of Regulation 33 of Securities and Exchange Board of India ("SEBI") (Listing Obligations and Disclosure Requirements) Regulations, 2015 were reviewed and recommended by the Audit Committee and approved by the Board of Directors at their respective meetings held on 19 May 2024. The statutory auditors have expressed an unmodified audit opinion on these results.
- 2 The figures of the fourth quarter are the balancing figures between audited figures in respect of the full financial year and the published year to date figures up to the third quarter of the relevant financial year. Also the figures up to the end of third quarter were only reviewed and not subjected to audit.
- 3 The Board of Directors of the Company on 19 May 2024, recommend dividend for the financial year 2023-24 Rs.3 per Equity Share of Rs.10 each aggregating to Rs. 304.51 million. The payment is subject to approval of the shareholders at the ensuing Annual General Meeting of the Company.
- 4 During the financial year 2022-23, the Company has completed Initial Public Offering of 29,168,579 Equity Shares of face value of Rs. 10 each of the Company for at an issue price of Rs. 542 per equity share (including a share premium of Rs. 532 per equity share, eligible employees bidding in the employee's reservation portion were offered a discount of Rs. 20 per equity share) aggregating to Rs. 15,808.49 million comprising a fresh issue of 5,167,679 Equity Shares aggregating to Rs. 2,800.00 million and an offer for sale of 24,000,900 Equity shares aggregating to Rs. 13,008.49 million. The equity shares of the Company were listed on National Stock Exchange of India Limited (NSE) and BSE Limited (BSE) w.e.f 10 May 2022.  
The Company has received a net amount of Rs. 2,661.40 million (net of Company's share of IPO expenses Rs. 138.60 million which are proportionately allocated between Company and selling shareholders as per the respective offer size) from proceeds out of fresh issue of Equity Shares. The Company's share of IPO expenses Rs. 138.60 million has been adjusted with securities premium as per the Companies Act, 2013.

**Details of utilisation of IPO proceeds:**

(Rs. in Millions)

Objects of the issue	Amount as proposed in offer document (A)	Amount to be spent as per offer document up to 31 March 2024* (B)	Amount to be spent as per offer document for the year 2024-25 (C)	Status as at 31 March 2024		
				Utilisation up to 31 March 2024 (D)	Unspent balance for the year 2023-24 (E) = (B) - (D)	Reasons for delay in utilisation of IPO Proceeds
Early redemption of NCDs issued by our Company to CDC Emerging Markets Limited, in full	400.00	400.00	-	400.00	-	NA
Capital expenditure towards setting up of new hospitals and purchase of medical equipment for such new hospitals	1,700.00	1,500.00	200.00	1,325.07	174.93	Delay in execution of few projects.
General corporate purposes *	561.40	576.10	-	576.10	-	NA
<b>Total</b>	<b>2,661.40</b>	<b>2,476.10</b>	<b>200.00</b>	<b>2,301.17</b>	<b>174.93</b>	

\* During the year, the Company has received an amount of Rs. 14.70 million towards the Company's share of unspent IPO expenses. The same has been adjusted with securities premium as per the Companies Act, 2013. The Board of Directors of the Company in their meeting held on 30 October 2023 has approved to spend the amount of Rs. 14.70 million towards the General corporate purposes, refer column (B) in the table above. After this change amount to be utilised for General corporate purposes is Rs. 576.10 million.

Net IPO proceeds which were unutilised as at 31 March 2024 amounting to Rs 374.93 million (column C and E) were temporarily invested in fixed deposits and held in current account with banks.

- 5 During the financial year 2022-23, the Company won the bid for 2 land parcels in Gurugram, Haryana admeasuring 9,391 Sq. Mtr. ~ 2.32 acres and 4,987.10 Sq. Mtr. ~ 1.23 acres, situated in Sector 44 and Sector 56 respectively auctioned by Haryana Shahari Vikas Pradhikaran (HSVP). On 05 July 2023, the Company has received the allotment letters from HSVP, for the allotment of said land parcels to the Company post payment of full consideration of Rs. 1,299.40 million and Rs. 290.40 million for land parcels situated in Sector 44 and Sector 56 respectively. The Company is in the process of obtaining the possession of said land parcels.
- 6 The Company is principally engaged in a single business segment viz., rendering medical and healthcare services. Further the business operation of the Company are concentrated in India, and hence, the Company is considered to operate only in one geographical segment.
- 7 The standalone financial results for the quarter and year ended 31 March 2024, are available on the BSE Limited website (URL: www.bseindia.com), the National Stock Exchange of India Limited website (URL: www.nseindia.com) and on the Company's website (URL: www.rainbowhospitals.in).


for and on behalf of the Board of Directors of  
Rainbow Children's Medicare Limited



**Dr. Ramesh Kancharla**  
Chairman and Managing Director  
DIN: 00212270

Place : Hyderabad  
Date : 19 May 2024

Standalone Statement of Assets and Liabilities			(Rs. in Millions )
Particulars	As at		
	31 March 2024	31 March 2023	
	Audited	Audited	
<b>ASSETS</b>			
<b>Non-current assets</b>			
a. Property, plant and equipment	6,230.82	4,650.50	
b. Capital work-in-progress	138.24	208.98	
c. Right-of-use of assets	5,915.44	4,231.17	
d. Other intangible assets	40.70	33.09	
e. Intangible assets under development	60.92	19.08	
f. Financial assets			
(i) Investments	465.45	465.45	
(ii) Loans	332.51	437.53	
(iii) Other financial assets	252.41	2,255.36	
g. Deferred tax assets (net)	253.68	255.84	
h. Non-current tax assets (net)	136.00	21.51	
i. Other non-current assets	1,735.22	292.56	
<b>Total non-current assets</b>	<b>15,561.39</b>	<b>12,871.07</b>	
<b>Current assets</b>			
a. Inventories	225.86	176.74	
b. Financial assets			
(i) Investments	2,996.16	581.33	
(ii) Trade receivables	715.59	509.41	
(iii) Cash and cash equivalents	74.85	117.91	
(iv) Bank balances other than (iii) above	0.07	253.56	
(v) Other financial assets	1,792.84	2,874.33	
c. Other current assets	137.60	149.82	
<b>Total current assets</b>	<b>5,942.97</b>	<b>4,663.10</b>	
<b>TOTAL ASSETS</b>	<b>21,504.36</b>	<b>17,534.17</b>	
<b>EQUITY AND LIABILITIES</b>			
<b>EQUITY</b>			
a. Equity share capital	1,015.02	1,015.02	
b. Other equity	11,837.49	9,868.86	
<b>TOTAL EQUITY</b>	<b>12,852.51</b>	<b>10,883.88</b>	
<b>LIABILITIES</b>			
<b>Non-current liabilities</b>			
a. Financial liabilities			
(i) Lease liabilities	7,193.80	5,291.63	
b. Provisions	72.94	68.02	
<b>Total non-current liabilities</b>	<b>7,266.74</b>	<b>5,359.65</b>	
<b>Current liabilities</b>			
a. Financial liabilities			
(i) Lease liabilities	153.20	91.27	
(ii) Trade payables			
a) Total outstanding dues to micro enterprises and small enterprises	86.09	78.08	
b) Total outstanding dues to creditors other than micro enterprises and small enterprises	677.30	671.61	
(iii) Other financial liabilities	324.49	328.94	
b. Other current liabilities	114.36	101.73	
c. Provisions	29.66	18.18	
d. Current tax liabilities (net)	0.01	0.83	
<b>Total current liabilities</b>	<b>1,385.11</b>	<b>1,290.64</b>	
<b>TOTAL EQUITY AND LIABILITIES</b>	<b>21,504.36</b>	<b>17,534.17</b>	





## Standalone Statement of Cash Flows


(Rs. in Millions )

Particulars	For the year ended	For the year ended
	31 March 2024	31 March 2023
	Audited	Audited
<b>Cash flows from operating activities</b>		
<b>Profit before tax</b>	<b>2,892.17</b>	<b>2,728.34</b>
<b>Adjustments:</b>		
Depreciation and amortisation expense	1,051.51	837.08
Dividend income	(14.19)	-
Gain on redemption of mutual funds	(73.55)	(3.52)
Net gain on financial assets measured at fair value through profit or loss	(58.85)	(5.43)
Unrealised foreign exchange loss, net	0.21	1.35
Interest income on financial assets carries at amortised cost	(192.51)	(303.04)
Employee stock option cost	54.30	-
Finance cost	560.66	520.89
Impairment loss on non current investment	-	46.30
Inter corporate deposits written off (including interest accrued)	-	0.66
Advances written off	3.46	8.46
Allowances for doubtful advances	-	2.97
Bad debts written off	0.15	10.49
(Reversal) / Allowance for expected credit loss	(28.42)	42.22
Net gain on sale of property, plant and equipment	(1.27)	(0.30)
Liabilities no longer required written back	(0.69)	-
	<b>4,192.98</b>	<b>3,886.47</b>
<b>Adjustments for working capital:</b>		
Increase in inventories	(49.12)	(37.93)
Increase in trade receivables	(177.91)	(184.44)
(Increase) / decrease in financial and other assets	(52.47)	106.53
Increase in trade payables	13.67	184.50
Decrease in financial liabilities and provisions	(2.23)	(16.38)
<b>Cash generated from operations</b>	<b>3,924.92</b>	<b>3,938.75</b>
Income tax paid	(860.74)	(783.19)
<b>Net cash from operating activities (A)</b>	<b>3,064.18</b>	<b>3,155.56</b>
<b>Cash flows from investing activities</b>		
Purchase of property, plant and equipment, intangibles, intangible assets under development including capital advances, capital creditors and capital work-in-progress	(3,520.90)	(1,396.89)
Proceeds from sale of property, plant and equipment	1.27	1.47
Investments in unquoted equity instruments of subsidiary	-	(310.01)
Bank deposits redeemed / (placed) with maturity of more than three months, net	3,292.72	(3,097.03)
Interest received	225.39	223.60
Dividend received	14.19	-
Gain on redemption of mutual funds, net	73.55	3.52
Investment in mutual funds	(8,530.96)	(1,174.94)
Redemption of mutual funds	6,174.98	820.02
Loans given	(2.00)	(11.35)
Loans realised	134.50	338.85
<b>Net cash used in investing activities (B)</b>	<b>(2,137.26)</b>	<b>(4,602.76)</b>
<b>Cash flows from financing activities</b>		
Repayment of long-term borrowings	-	(398.11)
Principal payment of lease liabilities	(680.24)	(551.46)
Finance cost	-	(32.06)
Proceeds from issue of share capital	-	2,800.00
Share issue expenses refund/(paid)	14.70	(138.60)
Dividend paid	(304.44)	(202.93)
<b>Net cash (used in) / from financing activities (C)</b>	<b>(969.98)</b>	<b>1,476.84</b>
<b>Net (decrease) / increase in cash and cash equivalents (A+B+C)</b>	<b>(43.06)</b>	<b>29.64</b>
Cash and cash equivalents at the beginning of the year	117.91	88.27
Cash and cash equivalents at the end of the year (note a)	<b>74.85</b>	<b>117.91</b>

## Notes:

## a) Components of cash and cash equivalents

	As at	As at
	31 March 2024	31 March 2023
Cash on hand	7.42	4.93
Balance with banks:		
- Current accounts	67.43	87.98
- ●n deposit accounts (with original maturity of 3 months or less)	-	25.00
	<b>74.85</b>	<b>117.91</b>



**Independent Auditor's Report on the Quarterly and Year to Date Consolidated Financial Results of the Rainbow Children's Medicare Limited Pursuant to the Regulation 33 of the SEBI (Listing Obligations and Disclosure Requirements) Regulations, 2015, as amended**

**To**  
**The Board of Directors of**  
**Rainbow Children's Medicare Limited**

**Report on the audit of the Consolidated Financial Results****Opinion**

We have audited the accompanying statement of quarterly and year to date consolidated financial results of Rainbow Children's Medicare Limited ("Holding Company") and its subsidiaries (the Holding Company and its subsidiaries together referred to as "the Group") for the quarter ended March 31, 2024 and for the year ended March 31, 2024 ("Statement"), attached herewith, being submitted by the Holding Company pursuant to the requirement of Regulation 33 of the SEBI (Listing Obligations and Disclosure Requirements) Regulations, 2015, as amended ("Listing Regulations").

In our opinion and to the best of our information and according to the explanations given to us and based on the consideration of the reports of the other auditors on separate audited financial statements/ financial results/financial information of the subsidiaries, the Statement:

- i. includes the results of the following entities:

**Holding company:**

Rainbow Children's Medicare Limited

**Subsidiaries:**

- a) Rainbow Speciality Hospitals Private Limited
  - b) Rosewalk Healthcare Private Limited
  - c) Rainbow C R O Private Limited
  - d) Rainbow Fertility Private Limited
  - e) Rainbow Children's Hospital Private Limited
  - f) Rainbow Woman & Children's Hospital Private Limited
- ii. are presented in accordance with the requirements of the Listing Regulations in this regard; and
- iii. gives a true and fair view in conformity with the applicable accounting standards, and other accounting principles generally accepted in India, of the consolidated net profit and other comprehensive income and other financial information of the Group for the quarter ended March 31, 2024 and for the year ended March 31, 2024.



## **Basis for Opinion**

We conducted our audit in accordance with the Standards on Auditing (SAs), as specified under Section 143(10) of the Companies Act, 2013, as amended (“the Act”). Our responsibilities under those Standards are further described in the “Auditor’s Responsibilities for the Audit of the Consolidated Financial Results” section of our report. We are independent of the Group in accordance with the ‘Code of Ethics’ issued by the Institute of Chartered Accountants of India together with the ethical requirements that are relevant to our audit of the financial statements under the provisions of the Act and the Rules thereunder, and we have fulfilled our other ethical responsibilities in accordance with these requirements and the Code of Ethics. We believe that the audit evidence obtained by us and other auditors in terms of their reports referred to in “Other Matter” paragraph below, is sufficient and appropriate to provide a basis for our opinion.

## **Management’s Responsibilities for the Consolidated Financial Results**

The Statement has been prepared on the basis of the consolidated annual financial statements. The Holding Company’s Board of Directors are responsible for the preparation and presentation of the Statement that give a true and fair view of the net profit and other comprehensive income and other financial information of the Group in accordance with the applicable accounting standards prescribed under section 133 of the Act read with relevant rules issued thereunder and other accounting principles generally accepted in India and in compliance with Regulation 33 of the Listing Regulations. The respective Board of Directors of the companies included in the Group are responsible for maintenance of adequate accounting records in accordance with the provisions of the Act for safeguarding of the assets of their respective companies and for preventing and detecting frauds and other irregularities; selection and application of appropriate accounting policies; making judgments and estimates that are reasonable and prudent; and the design, implementation and maintenance of adequate internal financial controls, that were operating effectively for ensuring the accuracy and completeness of the accounting records, relevant to the preparation and presentation of the Statement that give a true and fair view and are free from material misstatement, whether due to fraud or error, which have been used for the purpose of preparation of the Statement by the Directors of the Holding Company, as aforesaid.

In preparing the Statement, the respective Board of Directors of the companies included in the Group are responsible for assessing the ability of their respective companies to continue as a going concern, disclosing, as applicable, matters related to going concern and using the going concern basis of accounting unless the respective Board of Directors either intends to liquidate the Group or to cease operations, or has no realistic alternative but to do so.

The respective Board of Directors of the companies included in the Group are also responsible for overseeing the financial reporting process of their respective companies.

## **Auditor’s Responsibilities for the Audit of the Consolidated Financial Results**

Our objectives are to obtain reasonable assurance about whether the Statement as a whole is free from material misstatement, whether due to fraud or error, and to issue an auditor’s report that includes our opinion. Reasonable assurance is a high level of assurance, but is not a guarantee that an audit conducted in accordance with SAs will always detect a material misstatement when it exists. Misstatements can arise from fraud or error and are considered material if, individually or in the aggregate, they could reasonably be expected to influence the economic decisions of users taken on the basis of the Statement.





# S.R. BATLIBOI & ASSOCIATES LLP

Chartered Accountants

As part of an audit in accordance with SAs, we exercise professional judgment and maintain professional skepticism throughout the audit. We also:

- Identify and assess the risks of material misstatement of the Statement, whether due to fraud or error, design and perform audit procedures responsive to those risks, and obtain audit evidence that is sufficient and appropriate to provide a basis for our opinion. The risk of not detecting a material misstatement resulting from fraud is higher than for one resulting from error, as fraud may involve collusion, forgery, intentional omissions, misrepresentations, or the override of internal control.
- Obtain an understanding of internal control relevant to the audit in order to design audit procedures that are appropriate in the circumstances. Under Section 143(3)(i) of the Act, we are also responsible for expressing our opinion on whether the company has adequate internal financial controls with reference to financial statements in place and the operating effectiveness of such controls.
- Evaluate the appropriateness of accounting policies used and the reasonableness of accounting estimates and related disclosures made by the Board of Directors.
- Conclude on the appropriateness of the Board of Directors' use of the going concern basis of accounting and, based on the audit evidence obtained, whether a material uncertainty exists related to events or conditions that may cast significant doubt on the ability of the Group to continue as a going concern. If we conclude that a material uncertainty exists, we are required to draw attention in our auditor's report to the related disclosures in the Statement or, if such disclosures are inadequate, to modify our opinion. Our conclusions are based on the audit evidence obtained up to the date of our auditor's report. However, future events or conditions may cause the Group to cease to continue as a going concern.
- Evaluate the overall presentation, structure and content of the Statement, including the disclosures, and whether the Statement represent the underlying transactions and events in a manner that achieves fair presentation.
- Obtain sufficient appropriate audit evidence regarding the financial results/financial information of the entities within the Group of which we are the independent auditors to express an opinion on the Statement. We are responsible for the direction, supervision and performance of the audit of the financial information of such entities included in the Statement of which we are the independent auditors. For the other entities included in the Statement, which have been audited by other auditors, such other auditors remain responsible for the direction, supervision and performance of the audits carried out by them. We remain solely responsible for our audit opinion.

We communicate with those charged with governance of the Holding Company and such other entities included in the Statement of which we are the independent auditors regarding, among other matters, the planned scope and timing of the audit and significant audit findings, including any significant deficiencies in internal control that we identify during our audit. We also provide those charged with governance with a statement that we have complied with relevant ethical requirements regarding independence, and to communicate with them all relationships and other matters that may reasonably be thought to bear on our independence, and where applicable, related safeguards.

We also performed procedures in accordance with the Master Circular issued by the Securities Exchange Board of India under Regulation 33 (8) of the Listing Regulations, to the extent applicable.





# S.R. BATLIBOI & ASSOCIATES LLP

Chartered Accountants

## Other Matter

The accompanying Statement includes the audited financial results/statements and other financial information, in respect of:

- 6 subsidiaries, whose financial results/ statements include total assets of Rs 700.37 million as at March 31, 2024, total revenues of Rs 160.55 million and Rs 628.67 million, total net profit after tax of Rs 6.39 million and Rs 48.18 million, total comprehensive income of Rs. 6.39 million and Rs 48.64 million, for the quarter and the year ended on that date respectively, and net cash inflows of Rs. 4.96 million for the year ended March 31, 2024, as considered in the Statement which have been audited by their respective independent auditors.

The independent auditor's report on the financial statements/financial results/financial information of these entities have been furnished to us by the Management and our opinion on the Statement in so far as it relates to the amounts and disclosures included in respect of these subsidiaries is based solely on the reports of such auditors and the procedures performed by us as stated in paragraph above.

Our opinion on the Statement is not modified in respect of the above matters with respect to our reliance on the work done and the reports of the other auditors.

The comparative financial information of the Group for the corresponding quarter and for the year ended March 31, 2023, included in these consolidated financial results, were audited by the predecessor auditor who expressed an unmodified opinion on those consolidated financial information on May 14, 2023.

The Statement includes the results for the quarter ended March 31, 2024 being the balancing figures between the audited figures in respect of the full financial year ended March 31, 2024 and the published unaudited year-to-date figures up to the end of the third quarter of the current financial year, which were subjected to a limited review by us, as required under the Listing Regulations.

**For S.R. Batliboi & Associates LLP**

Chartered Accountants

**ICAI Firm Registration Number:** 101049W/E300004

*Atin Bhargava*  
per **Atin Bhargava**  
Partner

Membership No.: 504777



UDIN: 24504777 BK 24 MAY 2024 2037

Place: Hyderabad

Date: May 19, 2024

Rainbow Children's Medicare Limited (formerly known as 'Rainbow Children's Medicare Private Limited')

CIN: L85110TG1998PLC029914


Registered Office : 8-2-120/103/1, Survey No. 403, Road No.2, Banjara Hills, Hyderabad, Telangana-500034

Corporate Office : 8-2-19/1/a, Daulat Arcade, Karvy lane, Road No.11, Banjara Hills, Hyderabad, Telangana-500034

Tel: +91 40 4969 2244, e-mail : companysecretary@rainbowhospitals.in

Statement of Audited Consolidated Financial Results for the quarter and year ended 31 March 2024

Particulars	(Rs. in Millions except per share data)				
	Quarter ended			Year ended	
	31 March 2024	31 December 2023	31 March 2023	31 March 2024	31 March 2023
	Audited	Unaudited	Audited	Audited	Audited
<b>INCOME</b>					
1. Revenue from operations	3,411.02	3,359.58	3,169.66	12,969.00	11,735.74
2. Other income	127.77	86.09	88.98	370.64	308.65
<b>3. Total income [1+2]</b>	<b>3,538.79</b>	<b>3,445.67</b>	<b>3,258.64</b>	<b>13,339.64</b>	<b>12,044.39</b>
<b>4. EXPENSES</b>					
a. Cost of materials consumed	419.39	426.97	427.33	1,652.80	1,582.78
b. Employee benefits expense	484.15	434.25	405.92	1,761.70	1,440.61
c. Finance costs	168.47	142.62	140.73	590.54	551.95
d. Depreciation and amortisation expense	322.98	276.60	227.30	1,120.82	902.68
e. Professional fees to doctors	788.31	772.11	719.28	3,053.66	2,723.05
f. Other expenses	663.75	545.47	637.06	2,211.99	2,025.53
<b>Total expenses</b>	<b>2,847.05</b>	<b>2,598.02</b>	<b>2,557.62</b>	<b>10,391.51</b>	<b>9,226.60</b>
<b>5. Profit before tax [3-4]</b>	<b>691.74</b>	<b>847.65</b>	<b>701.02</b>	<b>2,948.13</b>	<b>2,817.79</b>
<b>6. Tax expenses:</b>					
a. Current tax	140.43	235.67	213.94	770.39	840.82
b. Deferred tax expense/(credit)	40.66	(13.75)	(51.55)	(5.13)	(146.80)
<b>Total tax expense</b>	<b>181.09</b>	<b>221.92</b>	<b>162.39</b>	<b>765.26</b>	<b>694.02</b>
<b>7. Profit after tax [5-6]</b>	<b>510.65</b>	<b>625.73</b>	<b>538.63</b>	<b>2,182.87</b>	<b>2,123.77</b>
<b>8. Other comprehensive income</b>					
<i>Items that will not be reclassified subsequently to the Statement of Profit or Loss</i>					
Re-measurement gain/(loss) on defined benefit obligation	11.99	1.90	(4.44)	17.70	5.58
Income tax effect	(3.04)	(0.44)	1.26	(4.36)	(1.24)
<b>Other comprehensive income, net of tax</b>	<b>8.95</b>	<b>1.46</b>	<b>(3.18)</b>	<b>13.34</b>	<b>4.34</b>
<b>9. Total comprehensive income [7+8]</b>	<b>519.60</b>	<b>627.19</b>	<b>535.45</b>	<b>2,196.21</b>	<b>2,128.11</b>
<b>Profit after tax attributable to:</b>					
Owners of the Company	509.73	621.25	535.95	2,170.01	2,108.34
Non-controlling interests	0.92	4.48	2.68	12.86	15.43
<b>Profit after tax</b>	<b>510.65</b>	<b>625.73</b>	<b>538.63</b>	<b>2,182.87</b>	<b>2,123.77</b>
<b>Other comprehensive income attributable to:</b>					
Owners of the Company	8.95	1.46	(3.18)	13.33	4.32
Non-controlling interests	-	(0.00)	-	0.01	0.02
<b>Other comprehensive income</b>	<b>8.95</b>	<b>1.46</b>	<b>(3.18)</b>	<b>13.34</b>	<b>4.34</b>
<b>Total comprehensive income attributable to:</b>					
Owners of the Company	518.68	622.71	532.77	2,183.34	2,112.66
Non-controlling interests	0.92	4.48	2.68	12.87	15.45
<b>Total comprehensive income</b>	<b>519.60</b>	<b>627.19</b>	<b>535.45</b>	<b>2,196.21</b>	<b>2,128.11</b>
<b>10. Paid-up equity share capital (Face value of Rs. 10 each)</b>	<b>1,015.02</b>	<b>1,015.02</b>	<b>1,015.02</b>	<b>1,015.02</b>	<b>1,015.02</b>
<b>11. Other equity</b>				<b>11,574.25</b>	<b>9,584.08</b>
<b>12. Earning per share (Face value of share Rs.10 each)</b>					
a. Basic (Rs)	5.02	6.12	5.31	21.38	20.89
b. Diluted (Rs)	5.02	6.12	5.31	21.38	20.89
	(Not annualised)	(Not annualised)	(Not annualised)		



**Notes :**

- The above statement of audited consolidated financial results of Rainbow Children's Medicare Limited ("the Company"), and its subsidiaries (the Company and its subsidiaries together referred to as "the Group") which have been prepared in accordance with Indian Accounting Standards ("Ind AS") prescribed under section 133 of Companies Act, 2013 ("the Act") read with relevant rules issues thereunder. other accounting principles generally accepted in India and guidelines issues by the Securities and Exchange Board of India ("SEBI") were reviewed and recommended by the Audit Committee and approved by the Board of Directors at their respective meetings held on 19 May 2024. The statutory auditors have expressed an unmodified audit opinion on these results.
- The figures of the fourth quarter are the balancing figures between audited figures in respect of the full financial year and the published year to date figures upto the third quarter of the relevant financial year. Also the figures upto the end of third quarter were only reviewed and not subjected to audit.
- The Board of Directors of the Company on 19 May 2024, recommend dividend for the financial year 2023-24 Rs.3 per Equity Share of Rs.10 each aggregating to Rs.304.51 million. The payment is subject to approval of the shareholders at the ensuing Annual General Meeting of the Company.
- During the financial year 2022-23, the Company has completed Initial Public Offering of 29,168,579 Equity Shares of face value of Rs. 10 each of the Company for at an issue price of Rs. 542 per equity share (including a share premium of Rs. 532 per equity share, eligible employees bidding in the employee's reservation portion were offered a discount of Rs. 20 per equity share) aggregating to Rs. 15,808.49 million comprising a fresh issue of 5,167,679 Equity Shares aggregating to Rs. 2,800.00 million and an offer for sale of 24,000,900 Equity shares aggregating to Rs. 13,008.49 million. The equity shares of the Company were listed on National Stock Exchange of India Limited (NSE) and BSE Limited (BSE) w.e.f 10 May 2022.

The Company has received a net amount of Rs. 2,661.40 million (net of Company's share of IPO expenses Rs. 138.60 million which are proportionately allocated between the Company and selling shareholders as per the respective offer size) from proceeds out of fresh issue of Equity Shares. The Company's share of IPO Expenses Rs. 138.60 million has been adjusted with securities premium as per Companies Act, 2013.

**Details of utilisation of IPO proceeds:**

(Rs. in Millions)

Objects of the issue	Amount as proposed in offer document (A)	Amount to be spent as per offer document up to 31 March 2024 * (B)	Amount to be spent as per offer document for the year 2024-25 (C)	Status as at 31 March 2024		
				Utilisation up to 31 March 2024 (D)	Unspent balance for the year 2023-24 (E) = (B) - (D)	Reasons for delay in utilisation of IPO Proceeds
Early redemption of NCDs issued by our Company to CDC Emerging Markets Limited, in full	400.00	400.00	-	400.00	-	NA
Capital expenditure towards setting up of new hospitals and purchase of medical equipment for such new hospitals	1,700.00	1,500.00	200.00	1,325.07	174.93	Delay in execution of few projects.
General corporate purposes*	561.40	576.10	-	576.10	-	NA
<b>Total</b>	<b>2,661.40</b>	<b>2,476.10</b>	<b>200.00</b>	<b>2,301.17</b>	<b>174.93</b>	

\* During the year, the Company has received an amount of Rs. 14.70 million towards the Company's share of unspent IPO expenses. The same has been adjusted with securities premium as per Companies Act, 2013. The Board of Directors of the Company in their meeting held on 30 October 2023 has approved to spend the amount of Rs. 14.70 million towards the General corporate purposes, refer column (B) in the table above. After this change, amount to be utilised for General corporate purposes is Rs. 576.10 million.

Net IPO proceeds which were unutilised as at 31 March 2024 amounting to Rs 374.93 million (column C and E) were temporarily invested in fixed deposits and held in current account with banks.

- During the financial year 2022-23, the Company won the bid for 2 land parcels in Gurugram, Haryana admeasuring 9,391 Sq. Mtr. ~ 2.32 acres and 4,987.10 Sq. Mtr. ~ 1.23 acres. situated in Sector 44 and Sector 56 respectively auctioned by Haryana Shahari Vikas Pradhikaran (HSVP). On 05 July 2023, the Company has received the allotment letters from HSVP, for the allotment of said land parcels to the Company post payment of full consideration of Rs. 1,299.40 million and Rs. 290.40 million for land parcels situated in Sector 44 and Sector 56 respectively. The Company is in the process of obtaining the possession of said land parcels.
- The Group is principally engaged in a single business segment viz., rendering medical and healthcare services. Further the business operation of the group are concentrated in India, and hence, the group is considered to operate only in one geographical segment.
- The consolidated financial results for the quarter and year ended 31 March 2024, are available on the BSE Limited website (URL: www.bseindia.com), the National Stock Exchange of India Limited website (URL: www.nseindia.com) and on the Company's website (URL: www.rainbowhospitals.in).
- The consolidated financial results include the financial results of Rainbow Children's Medicare Limited ('the Company') and the financial results of its subsidiaries, Rainbow C R O Private Limited, Rainbow Fertility Private Limited, Rainbow Women & Children's Hospital Private Limited, Rainbow Speciality Hospitals Private Limited, Rosewalk Healthcare Private Limited and Rainbow Children's Hospital Private Limited (together called as the "Group").



for and on behalf of the Board of Directors of  
Rainbow Children's Medicare Limited

**Dr. Ramesh Kancharla**  
Chairman and Managing Director  
DIN: 00212270


Place : Hyderabad  
Date : 19 May 2024

Consolidated Statement of Assets and Liabilities		(Rs. in Millions)	
Particulars	As at		
	31 March 2024	31 March 2023	
	Audited	Audited	
<b>ASSETS</b>			
<b>Non-current assets</b>			
a. Property, plant and equipment	6,387.07	4,836.14	
b. Capital work-in-progress	138.07	208.83	
c. Right-of-use of assets	6,101.79	4,441.23	
d. Other intangible assets	40.92	33.74	
e. Intangible assets under development	60.92	19.08	
f. Financial assets			
(i) Investments	0.03	0.03	
(ii) Loans	330.42	437.53	
(iii) Other financial assets	266.34	2,343.56	
g. Deferred tax assets (net)	260.33	259.57	
h. Non-current tax assets (net)	165.96	55.01	
i. Other non-current assets	1,735.86	293.70	
<b>Total non-current assets</b>	<b>15,487.71</b>	<b>12,928.42</b>	
<b>Current assets</b>			
a. Inventories	239.78	187.60	
b. Financial assets			
(i) Investments	3,075.00	581.33	
(ii) Trade receivables	704.42	511.95	
(iii) Cash and cash equivalents	101.19	169.65	
(iv) Bank balances other than (iii) above	0.07	300.95	
(v) Other financial assets	1,950.00	2,874.33	
c. Other current assets	145.81	152.99	
<b>Total current assets</b>	<b>6,216.27</b>	<b>4,778.80</b>	
<b>TOTAL ASSETS</b>	<b>21,703.98</b>	<b>17,707.22</b>	
<b>EQUITY AND LIABILITIES</b>			
<b>EQUITY</b>			
a. Equity share capital	1,015.02	1,015.02	
b. Other equity	11,574.25	9,584.08	
<b>Equity attributable to owners of the Company</b>	<b>12,589.27</b>	<b>10,599.10</b>	
Non-controlling interest	59.93	50.06	
<b>TOTAL EQUITY</b>	<b>12,649.20</b>	<b>10,649.16</b>	
<b>LIABILITIES</b>			
<b>Non-current liabilities</b>			
a. Financial liabilities			
(i) Lease liabilities	7,483.31	5,598.57	
b. Provisions	76.94	70.81	
<b>Total non-current liabilities</b>	<b>7,560.25</b>	<b>5,669.38</b>	
<b>Current liabilities</b>			
a. Financial liabilities			
(i) Lease liabilities	169.75	104.65	
(ii) Trade payables			
a) Total outstanding dues to micro enterprises and small enterprises	94.19	84.58	
b) Total outstanding dues to creditor other than micro enterprises and small enterprises	720.78	704.46	
(iii) Other financial liabilities	331.34	337.28	
b. Other current liabilities	123.28	109.44	
c. Provisions	29.91	18.19	
d. Current tax liabilities (net)	25.28	30.08	
<b>Total current liabilities</b>	<b>1,494.53</b>	<b>1,388.68</b>	
<b>TOTAL EQUITY AND LIABILITIES</b>	<b>21,703.98</b>	<b>17,707.22</b>	





Consolidated Statement of Cash Flows		(Rs. in Millions)	
Particulars	For the year ended 31 March 2024	For the year ended 31 March 2023	
	Audited	Audited	
<b>Cash flows from operating activities</b>			
Profit before tax	2,948.13	2,817.79	
<b>Adjustments:</b>			
Depreciation and amortisation expense	1,120.82	902.68	
Gain on redemption of mutual funds	(75.40)	(3.52)	
Unrealised foreign exchange loss, net	0.23	1.36	
Net gain on financial assets measured at fair value through profit or loss	(58.85)	(5.43)	
Interest income on financial assets carried at amortised cost	(204.28)	(297.99)	
Finance costs	590.54	551.95	
Goodwill written off	-	29.87	
Employee stock option cost	54.30	-	
Advances written off	3.57	9.11	
Allowances for doubtful advances	-	2.97	
(Reversal) / Allowance for expected credit loss	(28.42)	40.62	
Bad debts written off	0.66	9.66	
Net gain on sale of property, plant and equipment	(1.27)	(0.36)	
Liabilities no longer required written back	(2.22)	(0.76)	
	<b>4,347.80</b>	<b>4,057.95</b>	
<b>Adjustments for working capital:</b>			
(Increase) in inventories	(52.18)	(39.37)	
(Increase) in trade receivables	(164.71)	(158.16)	
(Increase) / decrease in financial and other assets	(57.12)	107.54	
Increase in trade payables	26.93	144.20	
Decrease in financial liabilities and provisions	(0.57)	(15.69)	
<b>Cash generated from operations</b>	<b>4,100.15</b>	<b>4,096.47</b>	
Income tax paid	(886.14)	(808.65)	
<b>Net cash from operating activities (A)</b>	<b>3,214.01</b>	<b>3,287.82</b>	
<b>Cash flows from investing activities</b>			
Purchase of property, plant and equipment, intangibles, intangible assets under development including capital	(3,535.76)	(1,412.96)	
Proceeds from sale of property, plant and equipment	1.27	1.53	
Bank deposits redeemed / (placed) with maturity of more than three months, net	3,263.74	(3,142.50)	
Interest received	231.01	160.82	
Gain on redemption of mutual funds, net	75.40	3.52	
Investment in mutual funds	(8,688.64)	(1,174.94)	
Redemption of mutual funds	6,253.82	820.02	
Loans realised	134.50	92.50	
<b>Net cash used in investing activities (B)</b>	<b>(2,264.66)</b>	<b>(4,652.01)</b>	
<b>Cash flows from financing activities</b>			
Repayment of long-term borrowings	-	(398.11)	
Principal payment of lease liabilities	(724.99)	(594.25)	
Finance cost	-	(32.06)	
Dividend paid	(307.52)	(202.93)	
Proceeds from issue of share capital	-	2,800.00	
Share issue expenses refund/(paid)	14.70	(138.60)	
<b>Net cash from / used in financing activities (C)</b>	<b>(1,017.81)</b>	<b>1,434.05</b>	
<b>Net (decrease) / increase in cash and cash equivalents (A+B+C)</b>	<b>(68.46)</b>	<b>69.86</b>	
Cash and cash equivalents at the beginning of the year	169.65	99.79	
Cash and cash equivalents at the end of the year (note a)	<b>101.19</b>	<b>169.65</b>	
<b>Notes:</b>			
<b>a) Components of cash and cash equivalents</b>	As at <b>31 March 2024</b>	As at <b>31 March 2023</b>	
Cash on hand	7.92	5.40	
Balance with banks:			
- Current accounts	93.27	108.29	
- On deposit accounts (with original maturity of 3 months or less)	-	55.96	
	<b>101.19</b>	<b>169.65</b>	



May 19, 2024

National Stock Exchange of India Limited  
Exchange Plaza, Plot No. C/1, G Block,  
Bandra Kurla Complex, Bandra (E),  
Mumbai – 400 051.  
Symbol: RAINBOW

BSE Limited  
Corporate Relationship Department,  
Phiroze Jeejeebhoy Towers,  
Dalal Street, Mumbai – 400001.  
Scrip Code: 543524

**Sub: Declaration pursuant to Regulation 33(3)(d) of the SEBI (Listing Obligation and Disclosure Requirement) Regulations 2015 (“Listing Regulations”).**

Dear Sir/ Madam,

Pursuant to the provisions of Regulation 33(3)(d) of the Listing Regulations, we hereby declare that M/s. S.R. Batliboi & Associates LLP, Chartered Accountants, Statutory Auditors of the Company have issued an Audit Report with unmodified opinion on the Audited Standalone and Consolidated Financial Results for the Quarter and Financial Year ended March 31, 2024.

We request you to kindly take the same on record.

Thanking You,

Yours Faithfully,

For **Rainbow Children's Medicare Limited**



**Vikas Maheshwari**  
Chief Financial Officer



## Rainbow Children's Medicare Limited

**Registered Office:** 8-2-120/103/1, Survey No. 403, Road No. 2, Banjara Hills, Hyderabad, Telangana - 500034

**Corporate Office:** 8-2-19/1/a, Daulet Arcade, Karvy Lane, Road No.11, Banjara Hills, Hyderabad, Telangana - 500034

**Hyderabad:** Banjara Hills - 040 22334455 | Secunderabad - 040 42462200 | Kondapur IP - 040 42462400

Kondapur OP - 040 42462100 | Hyder Nagar - 040 42462300 | L B Nagar - 040 71111333 | Financial District - 1800 2122

**Vijayawada:** Currency Nagar - 0866 6669666 | Governorpet - 0866 6650250 | **Chennai:** Guindy - 044 40122444 | Sholinganallur - 044 - 69659000

**Bengaluru:** Marathahalli - 080 42412345 | Bannerghatta Road - 080 25512345 | Hebbal - 080 35061555

**Delhi:** Malviya Nagar - 011 66888866 | **Visakhapatnam:** Health City, Chinagadili - 0891 3501601 | Siripuram - 0891 3501555

**Annexure – B**

S. No	Particulars	Details
1.	Reasons for change viz appointment, <del>resignation,</del> removal, death or otherwise	Re-appointment
2.	Date of appointment/ Cessation & term of appointment.	Re-appointed on May 19, 2024 for Financial Year 2024-25
3.	Brief Profile (In case of Appointment)	M/s. Lavanya & Associates, Cost Accountants have extensive experience in the fields of Cost Accounting, Cost Management, internal audits, due diligence, business and corporate valuations, taxation and other allied services.
4	Disclosure of relationships between directors (in case of appointment of a director)	Not Applicable

## Rainbow Children's Medicare Limited

**Registered Office:** 8-2-120/103/1, Survey No. 403, Road No. 2, Banjara Hills, Hyderabad, Telangana - 500034

**Corporate Office:** 8-2-19/1/a, Daulet Arcade, Karvy Lane, Road No.11, Banjara Hills, Hyderabad, Telangana - 500034

**Hyderabad:** Banjara Hills - 040 22334455 | Secunderabad - 040 42462200 | Kondapur IP - 040 42462400

Kondapur OP - 040 42462100 | Hyder Nagar - 040 42462300 | L B Nagar - 040 71111333 | Financial District - 1800 2122

**Vijayawada:** Currency Nagar - 0866 6669666 | Governorpet - 0866 6650250 | **Chennai:** Guindy - 044 40122444 | Sholinganallur - 044 - 69659000

**Bengaluru:** Marathahalli - 080 42412345 | Bannerghatta Road - 080 25512345 | Hebbal - 080 35061555

**Delhi:** Malviya Nagar - 011 66888866 | **Visakhapatnam:** Health City, Chinagadili - 0891 3501601 | Siripuram - 0891 3501555